

# Separator Theorem and Algorithms for Planar Hyperbolic Graphs <sup>\*</sup>

Sándor Kisfaludi-Bak<sup>†</sup>   Jana Masaříková<sup>‡</sup>   Erik Jan van Leeuwen<sup>§</sup>   Bartosz Walczak<sup>¶</sup>  
 Karol Węgrzycki<sup>||</sup>

## Abstract

The hyperbolicity of a graph, informally, measures how close a graph is (metrically) to a tree. Hence, it is intuitively similar to treewidth, but the measures are formally incomparable. Motivated by the broad study of algorithms and separators on planar graphs and their relation to treewidth, we initiate the study of planar graphs of bounded hyperbolicity.

Our main technical contribution is a novel balanced separator theorem for planar  $\delta$ -hyperbolic graphs that is substantially stronger than the classic planar separator theorem. For any fixed  $\delta \geq 0$ , we can find balanced separator that induces either a single geodesic (shortest) path or a single geodesic cycle in the graph.

An important advantage of our separator is that the union of our separator (vertex set  $Z$ ) with any subset of the connected components of  $G - Z$  induces again a planar  $\delta$ -hyperbolic graph, which would not be guaranteed with an arbitrary separator. Our construction runs in near-linear time and guarantees that size of separator is  $\text{poly}(\delta) \cdot \log n$ .

As an application of our separator theorem and its strong properties, we obtain two novel approximation schemes on planar  $\delta$ -hyperbolic graphs. We prove that MAXIMUM INDEPENDENT SET and the TRAVELING SALESPERSON problem have a near-linear time FPTAS for any constant  $\delta$ , running in  $n \text{polylog}(n) \cdot 2^{\mathcal{O}(\delta^2)} \cdot \varepsilon^{-\mathcal{O}(\delta)}$  time.

We also show that our approximation scheme for MAXIMUM INDEPENDENT SET has essentially the best possible running time under the Exponential Time Hypothesis (ETH). This immediately follows from our third contribution: we prove that MAXIMUM INDEPENDENT SET has no  $n^{o(\delta)}$ -time algorithm on planar  $\delta$ -hyperbolic graphs, unless ETH fails.

<sup>\*</sup>This research was partially carried out during the Parameterized Algorithms Retreat of the University of Warsaw, PARUW 2022, held in Będlewo in April 2022.

<sup>†</sup>Department of Computer Science, Aalto University, Finland, sandor.kisfaludi-bak@aalto.fi

<sup>‡</sup>Institute of Informatics, University of Warsaw, Poland, jnovotna@mimuw.edu.pl.

<sup>§</sup>Department of Information and Computing Sciences, Utrecht University, The Netherlands, e.j.vanleeuwen@uu.nl.

<sup>¶</sup>Department of Theoretical Computer Science, Faculty of Mathematics and Computer Science, Jagiellonian University, Kraków, Poland, bartosz.walczak@uj.edu.pl. Partially supported by the National Science Center of Poland under grant No. 2019/34/E/ST6/00443.

<sup>||</sup>Saarland University and Max Planck Institute for Informatics, Saarbrücken, Germany, wegrzycki@cs.uni-saarland.de. This work is part of the project TIPEA that has received funding from the European Research Council (ERC) under the European Unions Horizon 2020 research and innovation programme (grant agreement No. 850979).



European Research Council  
 Established by the European Commission



# 1 Introduction

Many graph problems are known to be efficiently solvable on trees. A substantial research effort has long been underway to transfer this simple insight to more complex graphs that are somehow ‘tree-like’. While many measures have been proposed (see e.g. [56, 86]), one of the most successful measures of tree-likeness has arguably been treewidth. We refer to the surveys of Bodlaender [11, 13, 14] or the recent book by Fomin et al. [46] for an overview of treewidth. The study of graph structure and algorithms on graphs of bounded treewidth has led to many celebrated results (see, e.g., [5, 12, 33, 34, 37, 80, 81]) that are important in their own way or as a subroutine in other algorithms. Treewidth has also been highly useful in practice, for example, for probabilistic inference in Bayesian networks [70]. For many other real-world networks and standard random models of them, treewidth is unfortunately very high [2, 51, 75, 36]. This makes algorithms for graphs of bounded treewidth not very useful in this context and seems to cast doubt on the tree-likeness of such networks.

It has been shown, however, that many real-world networks are *metrically* close to a tree. This idea can be formally cast to Gromov’s notion of hyperbolicity. The graph  $G$  is  $\delta$ -hyperbolic if for all quadruples  $x, y, z, w \in V(G)$  we have that the greater two among the sums

$$\text{dist}(x, y) + \text{dist}(z, w), \text{dist}(x, z) + \text{dist}(y, w), \text{dist}(x, w) + \text{dist}(y, z)$$

differ by at most  $2\delta$ , where  $\text{dist}(\cdot, \cdot)$  denotes the shortest path distance in  $G$ . The *hyperbolicity* of a graph  $G$  is the smallest  $\delta$  such that  $G$  is  $\delta$ -hyperbolic. It is difficult to build good intuition for this definition without diving into hyperbolic geometry, but the alternative notion of  $\delta'$ -slimness can be used instead and is easier to picture. Consider a triplet  $(x, y, z)$  of vertices and take any three shortest paths connecting the pairs  $(x, y)$ ,  $(y, z)$ , and  $(z, x)$ . We call the vertices of these three paths the sides of the triangle  $xyz$ . We then say that the graph is  $\delta'$ -slim if for each triangle the side  $xy$  is within distance  $\delta'$  from the union of the sides  $yz$  and  $zx$ . The *slimness* of a graph  $G$  is then the smallest  $\delta'$  such that  $G$  is  $\delta'$ -slim. It is known that the hyperbolicity and slimness of a graph differ by a constant factor from each other [53, 22], so they can almost be considered equivalent for the purposes of this section.

Since the notions of hyperbolicity and slimness are central to our work, let us develop some intuition for them through some simple examples. We can observe that the hyperbolicity and the slimness of a tree are both 0, which is in line with the idea that hyperbolicity measures tree-likeness in a metric sense. On the other hand, cycles are not metrically close to trees. Indeed, the cycle  $C_n$  is (roughly)  $(n/4)$ -hyperbolic and  $(n/6)$ -slim, which can be checked by placing the quadruple or the triangle vertices at equal distances along the cycle. In general, the hyperbolicity of a graph is bounded by its diameter or even its treelength<sup>1</sup> [25]. This is in a stark contrast with treewidth — note that  $C_n$  has treewidth 2. As another instructive example, observe that both the treewidth and the hyperbolicity of the  $n \times n$  grid are  $n$  [36]. However, treewidth and hyperbolicity are not comparable, as the complete graph  $K_n$  has treewidth  $n - 1$  but is 0-hyperbolic and 0-slim. Finally, it has been observed that many real-world networks are  $\delta$ -hyperbolic for some small constant  $\delta$  (see, e.g., [1, 2, 24, 36, 77] and the discussion in [1] for other relevant measures). There is evidence that the reason behind such a phenomenon is that real-world networks often have a large core of high-degree vertices through which most shortest paths pass [72, 77, 83]. Hence, hyperbolicity seems to be a useful measure by which to study networks (see also, e.g., [18]).

While a substantial research effort has focused on algorithms for treewidth and many other measures of tree-likeness, hyperbolicity has received comparatively limited attention. Chepoi et al. [25] studied spanners and the computation of the center and diameter of  $\delta$ -hyperbolic graphs, while Chepoi and Estellon [26]

---

<sup>1</sup>For readers familiar with tree decompositions, the *treelength* of a tree decomposition of  $G$  is the maximum diameter of any bag, where distances are measured in  $G$  (and not in the metric of the subgraph induced by the bag). The *treelength* of a graph is the minimum treelength of any of its tree decompositions.

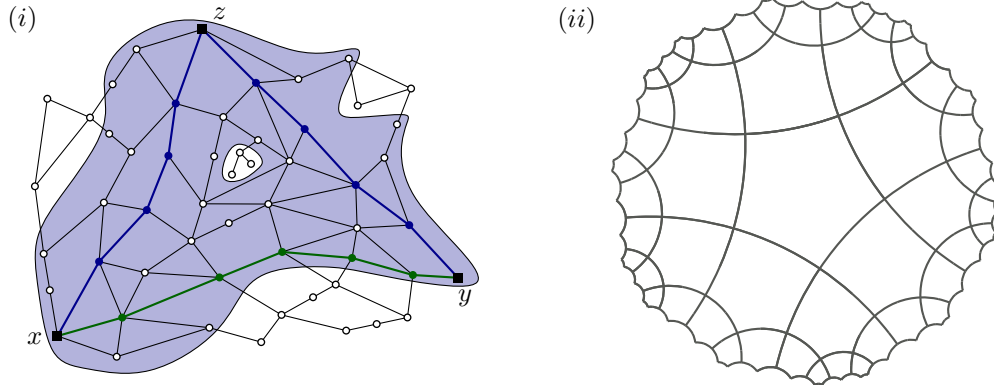


Figure 1: (i) The triangle  $xyz$  is 2-slim as the 2-neighborhood of the sides  $yz$  and  $zx$  (vertices in the blue shaded region) covers the side  $xy$  (green). (ii) Example of a planar constant-hyperbolic graph that does not directly resemble a tree. This graph is a part of the pentagonal tiling of the hyperbolic plane.

considered packing and covering problems for balls. There have also been several investigations on how to compute the hyperbolicity of a graph and improve on the naive  $\mathcal{O}(n^4)$ -time algorithm [48, 19, 29, 30, 32, 45]. Some research has gone into studying algorithms for objects in hyperbolic geometry, e.g., point sets or graphs embedded in hyperbolic space. For example, Krauthgamer and Lee [69] and Kisfaludi-Bak [61] studied the TRAVELING SALESPERSON problem in this context. Using hyperbolic space, one can also define a graph where embedded vertices are adjacent if they are ‘close’ in hyperbolic space, which gives rise to hyperbolic ball graphs. Hyperbolic random graphs, where the vertices are embedded randomly, are a particularly well-studied case of hyperbolic ball graphs (see, e.g., the survey of Friedrich [50] and the works of Bläsius et al. [8, 9, 10]). Kisfaludi-Bak [60] studied the complexity of several NP-hard problems on hyperbolic ball graphs. These results based on hyperbolic geometry are related but they have a different flavor. In particular, the geometric graphs are often but not always  $\delta$ -hyperbolic graphs. Moreover, in the geometric setting one can always rely on the homogeneity of the underlying hyperbolic space. In contrast,  $\delta$ -hyperbolic graphs (for small  $\delta$ ) have no underlying space that can be utilized. We note however that embedding  $\delta$ -hyperbolic graphs into high-dimensional hyperbolic space with low distortion is possible [17].

To advance research on algorithms for graphs of bounded hyperbolicity, we consider it in the context of planar graphs. Treewidth is already well-studied in this context. Indeed, some problems have more efficient algorithms on bounded treewidth graphs if the graph is planar see, e.g., Dorn et al. [42]. (Recent work suggests that similar improvements may even be possible on general graphs [15, 34].) Treewidth is also an important tool in known approximation schemes for planar graphs [5, 38, 47]. For hyperbolicity, Cohen [29] developed an algorithm to compute the hyperbolicity of an outerplanar graph in linear time. We are unaware, however, of any studies on general planar graphs in relation to hyperbolicity. Motivated by this gap in our knowledge, this paper initiates research on planar  $\delta$ -hyperbolic graphs.

## 1.1 Main Contribution: A Novel Separator Theorem

A crucial tool for the algorithmic study of planar graphs has always been a balanced separator. Recall that for a graph class  $\mathcal{G}$  and a function  $\alpha : \mathbb{N} \rightarrow \mathbb{R}^+$  (possibly depending on  $\mathcal{G}$ ), we say that an  $n$ -vertex graph  $G \in \mathcal{G}$  has a *separator of balance*  $\alpha(n)$  if there is a vertex set  $Z \subset V(G)$  such that the number of vertices in any connected component of  $G - Z$  is at most  $(1 - \alpha(n)) \cdot n$ . Typically, the balance is a constant independent of  $n$ . We say that a subgraph  $H$  of  $G$  is a *geodesic path (cycle)* if  $H$  is a path (cycle) where, for any  $u, v \in V(H)$ , we have  $d_H(u, v) = d_G(u, v)$ .

Famously, Lipton and Tarjan [73] proved that planar graphs have a  $\frac{1}{2}$ -balanced separator of size  $\mathcal{O}(\sqrt{n})$ . In fact, Lipton and Tarjan [73] showed there exists such separator that consists of *two* geodesic paths.

In this paper, we develop a balanced separator theorem for planar  $\delta$ -hyperbolic graphs. Importantly, our separator consists of single geodesic path or geodesic cycle. This shows that hyperbolic planar graphs offer significantly more structure than general planar graphs.

**Theorem 1.1** (Separator for planar  $\delta$ -hyperbolic graphs). *Let  $G$  be a connected planar  $\delta$ -hyperbolic graph on  $n$  vertices. Then  $G$  has a geodesic path separator  $X$  and a constant balance or  $G$  has a geodesic cycle separator  $Y$  and balance  $2^{-\mathcal{O}(\delta)}/\log n$ . Given  $G$ , such a separator  $X$  or  $Y$  can be computed in  $\mathcal{O}(\delta^2 n \log^4 n)$  time.*

*Additionally,  $|X| = \mathcal{O}(\delta^2 \log n)$  and  $|Y| = \mathcal{O}(\delta)$ .*

The proof of our separator theorem leans heavily on several novel techniques that we propose for planar  $\delta$ -hyperbolic graphs. We first present a new variant of the well-known isoperimetric inequality for  $\delta$ -hyperbolic graphs [22]. Then, we develop an iterative procedure that tries to construct a partition of a plane  $\delta$ -hyperbolic graph into regions that are bounded by cycles of length  $\mathcal{O}(\delta)$  and that contain a small number of vertices. We either obtain a balanced geodesic cycle separator during the execution of this procedure or, if the procedure finishes, we show how we can exploit the imbalance of the cycles to find a geodesic path separator by cutting ‘straight through’ the embedding. In the latter case, it is highly non-trivial to argue that this separator is both short and balanced; this argument crucially relies on our new isoperimetric inequality. If the procedure cannot do anything, because all faces have length  $\mathcal{O}(\delta)$ , then we show how any separator can be turned into a balanced cycle separator using deep insights into the structure of such separators. Finally, we prove that we can shorten certain balanced cycle separators into geodesic cycle separators without losing our balance. As such, we develop new tools that combine insights into both planar and  $\delta$ -hyperbolic graphs.

For a more detailed overview of the proof of Theorem 1.1, we refer to Section 2. The full proof is presented in Section 4 and Section 5.

**Usefulness of single geodesic-cycle/geodesic-path separator** For a graph class  $\mathcal{G}$ , we say that a separator  $Z$  of a graph  $G \in \mathcal{G}$  is *in-class* if  $G[Z \cup \bigcup_{C \in \mathcal{C}} V(C)] \in \mathcal{G}$  for every subset  $\mathcal{C}$  of the set of connected components of  $G - Z$ . Note, that any separator for a *hereditary* graph class is automatically in-class; for example, any separator for planar graphs. However, (planar)  $\delta$ -hyperbolic graphs are *not hereditary*, as the deletion of any vertex can substantially alter distances. Indeed, a wheel graph  $W_{n+1}$  (consisting of  $C_n$  plus a central universal vertex) has hyperbolicity at most 2 (as hyperbolicity is upper bounded by diameter [25]), but removing its central vertex increases the hyperbolicity to (roughly)  $n/4$ . Hence, we need a different separator theorem that does guarantee the in-class property.

We now observe (and later prove formally) that if we separate a planar  $\delta$ -hyperbolic graph along a geodesic path or cycle  $Z$ , then a shortest path  $P$  in  $G$  between two vertices in a component  $C$  of  $G - Z$  such that  $P$  is fully not contained in  $C$  can be ‘rerouted’ along  $Z$  and remain shortest in  $G[V(C) \cup Z]$ . Therefore, as a consequence of Theorem 1.1, we obtain the desired in-class separator:

**Corollary 1.2.** *For any  $\delta \geq 0$ , the class of connected planar  $\delta$ -hyperbolic graphs has a  $1/2$ -balanced in-class separator of size  $2^{\mathcal{O}(\delta)} \log n$  that can be computed in  $2^{\mathcal{O}(\delta)} \cdot n \log^5 n$  time.*

**Discussion about the size of the separator** In the applications of Theorem 1.1 and Corollary 1.2, discussed later, we will mainly use the property that our separator is *in-class* and has *sublinear size*. Note that Theorem 1.1 even guarantees that the returned separator has size  $\mathcal{O}(\delta^2 \log(n))$ . The separator of Theorem 1.1 thus is significantly smaller (for small values of  $\delta$ ) than the general planar separator of

size  $\mathcal{O}(\sqrt{n})$  [73] (which is not even in-class in our case). On the other hand, the size bound is reminiscent of known separators for hyperbolic ball graphs and random graphs, which also have size  $\mathcal{O}(\log n)$  in certain regimes [9, 60, 66]. Recall, however, that hyperbolic ball graphs differ substantially in nature from the (planar)  $\delta$ -hyperbolic graphs we study in this paper.

We observe that a separator of size  $\mathcal{O}_\delta(\log(n))$  that is *not in-class* can be easily obtained by combining two existing results. Chepoi et al. [25, Proposition 13] bounded the treelength of  $\delta$ -hyperbolic graphs, and Dieng and Gavaille [40] (see also [39]) bounded the treewidth of a planar graph in terms of its treelength, which gives the following bound on the treewidth of planar  $\delta$ -hyperbolic graphs:

**Proposition 1.3** ([25] and [40]). For any  $\delta \geq 0$ , the treewidth of any  $n$ -vertex planar  $\delta$ -hyperbolic graph is  $\mathcal{O}(\delta \log n)$ .

Observe that a constant-factor approximation of the treewidth  $\text{tw}$  of a planar graph can be computed in  $\mathcal{O}(n \cdot \text{tw}^2 \log \text{tw})$  time [58, 54]. Using standard arguments (see, e.g., [80, (2.5)]), Proposition 1.3 and the fact that  $\delta < n$  immediately implies the existence of a balanced separator:

**Corollary 1.4.** For any  $\delta \geq 0$ , the class of planar  $\delta$ -hyperbolic graphs has a  $1/2$ -balanced separator of size  $\mathcal{O}(\delta \log n)$  that can be computed in  $\mathcal{O}(\delta^2 n \log^3 n)$  time.

We stress again that the effectiveness of Corollary 1.4 alone is somewhat doubtful. When attempting to employ it in recursive algorithms (a common approach for utilizing separators), the separator fails to guarantee that its components are again  $\delta$ -hyperbolic. Theorem 1.1 guarantees that the separator consists of a single geodesic path or a single geodesic cycle, which allows us to develop novel algorithmic applications, which we discuss now.

## 1.2 Applications of our Separator Theorem

We present two applications of our separator theorem to well-known graph problems. Recall that an *independent set* of a graph  $G$  is a set  $I \subseteq V(G)$  such that  $uv \notin E(G)$  for any  $u, v \in I$ . Then the MAXIMUM INDEPENDENT SET problem asks to find an independent set of maximum size in a given graph  $G$ . We give a near-linear time FPTAS for MAXIMUM INDEPENDENT SET on planar  $\delta$ -hyperbolic graphs (for any fixed  $\delta$ ).

**Theorem 1.5.** For any  $\delta \geq 0$  and any  $\varepsilon > 0$ , the class of planar  $\delta$ -hyperbolic graphs has a  $(1 - \varepsilon)$ -approximation algorithm for MAXIMUM INDEPENDENT SET running in  $2^{\mathcal{O}(\delta)} n \log^6 n + 2^{\mathcal{O}(\delta^2)} n / \varepsilon^{\mathcal{O}(\delta)}$  time.

It is important to compare our approximation scheme to the known EPTAS for MAXIMUM INDEPENDENT SET on planar graphs, which runs in time  $2^{\mathcal{O}(1/\varepsilon)} n$  [5] and is asymptotically optimal [76]. Our algorithm will be substantially faster for small values of  $\delta$ . We also observe that the usual approach to planar approximation schemes that uses a treewidth bound (e.g., Proposition 1.3), as pioneered by Baker [5], is likely not possible here. Indeed, recall that the class of  $\delta$ -hyperbolic graphs is not hereditary and thus removing BFS-layers does not necessarily preserve hyperbolicity. Hence, our algorithm uses the separator of Theorem 1.1 in the same way Lipton and Tarjan [74] did in their pioneering work. In particular, we show that we can compute a (weak)  $r$ -division of which each part induces a planar  $\delta$ -hyperbolic graph. Our algorithmic approach is actually more general (using ideas of Chiba et al. [27]) and allows us to prove approximation schemes for several other problems (including e.g. the MAXIMUM INDUCED FOREST problem).

We next consider the TRAVELING SALESPERSON problem. We only consider the variant on undirected, unweighted graphs. We define a *tour* in a graph  $G$  to be a closed walk in  $G$  that visits every vertex of  $G$  at least once. Then the TRAVELING SALESPERSON problem (also known as the TRAVELING SALESMAN problem or GRAPH METRIC TSP) asks, given an unweighted, undirected graph  $G$ , to find a shortest tour in  $G$ . We give a near-linear time FPTAS for the TRAVELING SALESPERSON problem on planar  $\delta$ -hyperbolic graphs (for any fixed  $\delta$ ).



**Theorem 1.6.** *For any  $\delta \geq 0$  and any  $\varepsilon > 0$ , the class of planar  $\delta$ -hyperbolic graphs has a  $(1 + \varepsilon)$ -approximation algorithm for the TRAVELING SALESPERSON problem running in  $2^{\mathcal{O}(\delta)} \cdot n \log^6 n + 2^{\mathcal{O}(\delta^2)} n / \varepsilon^{\mathcal{O}(\delta)}$  time.*

We again compare our approximation scheme to the known approximation schemes for the TRAVELING SALESPERSON problem on planar graphs. A first PTAS for this problem, running in time  $n^{\mathcal{O}(1/\varepsilon)}$ , was designed by Grigni et al. [52]. This later improved to an EPTAS running in time  $2^{\mathcal{O}(1/\varepsilon)} n$  by Klein [62]. (For later generalizations, to the weighted case and  $H$ -minor-free graphs, see e.g. [62, 71, 31] and references therein.) Our scheme will be substantially faster for small values of  $\delta$ . A crucial element in all these schemes is the definition of appropriate subproblems and the patching of partial solutions to form a general solution. Grigni et al. and Klein use different approaches to address these challenges: the former uses a recursive separator approach whereas the latter combines a spanner with a Baker-style shifting technique. Like for MAXIMUM INDEPENDENT SET, we must be careful that planar  $\delta$ -hyperbolic graphs are not hereditary. Therefore, our approach again relies on the recursive separator approach of Lipton and Tarjan [74], although some of its ideas feel reminiscent of those underlying the previous schemes [52, 62].

Finally, we note that an FPTAS for MAXIMUM INDEPENDENT SET or the TRAVELING SALESPERSON problem is generally not possible, unless  $P=NP$ . However, the dependence on  $\delta$  in Theorem 1.5 means that our schemes do not disprove the standard complexity theory assumptions. We note that our approximation schemes can also be seen as parameterized approximation schemes (see e.g. [44]), in particular as EPASes, with parameter  $\delta$ .

### 1.3 Connection to Exact Algorithms

To build a connection to exact algorithms, we first observe that the following results are immediate from Proposition 1.3 combined with known algorithms on graphs of bounded treewidth for MAXIMUM INDEPENDENT SET [4] and the TRAVELING SALESPERSON problem [71, Appendix D] respectively.

**Corollary 1.7.** *For any  $\delta \geq 0$ , the class of planar  $\delta$ -hyperbolic graphs has an algorithm for MAXIMUM INDEPENDENT SET running in time  $n^{\mathcal{O}(\delta)}$ .*

**Corollary 1.8.** *For any  $\delta \geq 0$ , the class of planar  $\delta$ -hyperbolic graphs has an algorithm for the TRAVELING SALESPERSON problem running in time  $n^{\mathcal{O}(\delta)}$ .*

Note that, alternatively, these results follow from our approximation schemes (with an extra factor  $2^{\mathcal{O}(\delta^2)}$  in the running time) by setting  $\varepsilon = 1/\Omega(n)$ .

For INDEPENDENT SET, we prove a lower bound matching Corollary 1.7, conditional on the Exponential Time Hypothesis (ETH) [57], which asserts that there is no  $2^{o(n)}$ -time algorithm for the 3-SATISFIABILITY problem. We prove:

**Theorem 1.9.** *There is no  $n^{o(\delta)}$ -time algorithm for INDEPENDENT SET in planar  $\delta$ -hyperbolic graphs, unless ETH fails.*

This result immediately implies that the running time of Theorem 1.5 is also essentially optimal, in the sense that there is no  $(1 - \varepsilon)$ -approximation scheme running in time  $\text{poly}(n)/\varepsilon^{o(\delta)}$ , unless ETH fails.

The lower bound of Theorem 1.9 also stands in contrast to our knowledge of graphs of bounded treewidth. It is known that MAXIMUM INDEPENDENT SET can be solved in  $2^{\mathcal{O}(\text{tw})} n$  time on  $n$ -vertex graphs of treewidth  $\text{tw}$ , but such a result (fixed-parameter tractability) will be unlikely by Theorem 1.9.

## 1.4 Organization

We first give an overview of the main ideas of our paper in Section 2, particularly those behind Theorem 1.1 and Theorem 1.9. We then start the full paper with some preliminaries in Section 3, including formal definitions of hyperbolicity and slimness. Then Section 4 delivers several important structural analyses of  $\delta$ -hyperbolic graphs, such as the computation of a filling and the structure of geodesics. Using these ideas, we develop our separator theorem in Section 5 and prove Theorem 1.1. In Section 6, we apply our separator theorem. We first prove Corollary 1.2 and then use it to prove Theorem 1.5 and Theorem 1.6. We prove the lower bound of Theorem 1.9 in Section 7. Finally, we discuss our results and ask open questions in Section 8.

## 2 Overview of Main Ideas and Techniques

In this section, we discuss the combinatorial observations and ideas behind the proofs of Theorem 1.1 and Theorem 1.9.

### 2.1 Main Ideas and Techniques for the Separator Theorem

For the sake of convenience, we briefly restate Theorem 1.1.

**Theorem 1.1** (Separator for planar  $\delta$ -hyperbolic graphs). *Let  $G$  be a connected planar  $\delta$ -hyperbolic graph on  $n$  vertices. Then  $G$  has a geodesic path separator  $X$  and a constant balance or  $G$  has a geodesic cycle separator  $Y$  and balance  $2^{-\mathcal{O}(\delta)}/\log n$ . Given  $G$ , such a separator  $X$  or  $Y$  can be computed in  $\mathcal{O}(\delta^2 n \log^4 n)$  time.*

*Additionally,  $|X| = \mathcal{O}(\delta^2 \log n)$  and  $|Y| = \mathcal{O}(\delta)$ .*

To grasp this theorem and how we prove it, it is important to understand why the dichotomy of the two types of separators in this theorem is unavoidable, and why the separator requires size  $\Omega(\log n)$  and  $\Omega(\delta)$ , respectively. To this end, we give two illustrative examples.

First, there exist planar hyperbolic graphs of treewidth  $\Omega(\log n)$ . For example, Kisfaludi-Bak [59, Lemma 28] showed that a size- $n$  patch of the pentagonal tiling of the hyperbolic plane (see Fig. 2) contains a plane subgraph that is a subdivision of a  $\log n \times \log n$  grid. Thus, a path separator of a large balance must be of length  $\Omega(\log n)$ . (A stronger lower bound of  $\Omega(\delta \log n)$  can be derived from Section 7.) The pentagonal grid example (combined with the isoperimetric inequality [53, 22] discussed later) demonstrates that a geodesic cycle separator alone cannot always lead to a balanced separator, as any cycle of length  $\ell$  in this graph can cut away only  $\mathcal{O}(\ell)$  vertices.

Second, we consider the simple example of a  $\delta$ -cylinder: a graph consisting of  $n$  copies of a circle  $C = \{c_1, \dots, c_\delta\}$  and for each  $i$ , a path through the vertices  $c_i$  of each copy (see Fig. 2). The  $\delta$ -cylinder has hyperbolicity  $\Theta(\delta)$ . In the  $\delta$ -cylinder, any geodesic cycle that would be a balanced separator has at least  $\delta$  vertices. This example also demonstrates that a geodesic path alone cannot lead to a balanced separator.

By these examples, our algorithm needs to output either a geodesic path or a geodesic cycle as a separator. Moreover, they need to be of the size as stated in the theorem, apart from a possible factor  $\delta$  overhead in the size of the geodesic path separator. While the examples served as the starting point for our thinking in the proof of Theorem 1.1, arriving at the proof required significant technical effort.

We now give a high-level overview of the proof of Theorem 1.1. Let  $G$  be a planar  $\delta$ -hyperbolic graph embedded on a sphere  $\mathbb{S}^2$ . For simplicity, we assume first that  $G$  is 2-connected; we later argue how we can reduce to this case.

Our algorithm heavily relies on a known procedure to create  $\mathcal{O}(\delta)$ -fillings in  $\delta$ -hyperbolic graphs (see [22]). In the context of planar graphs, an  $\mathcal{O}(\delta)$ -filling of a cycle  $C$  of  $G$  is a 2-connected planar

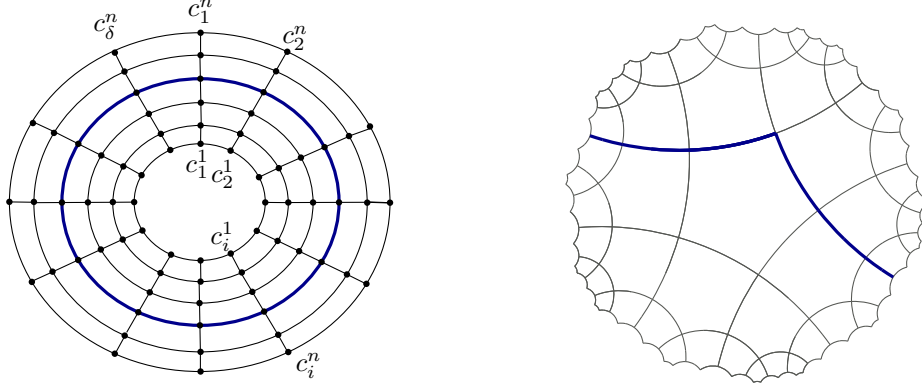


Figure 2: Left: the  $\delta$ -cylinder with hyperbolicity  $\Theta(\delta)$ , and a typical geodesic cycle separator (in blue). Right: the pentagonal tiling graph and a shortest path separator (in blue).

subgraph  $H$  of  $G$  that has  $C$  as a face, and where each face of  $H$  (except  $C$ ) has length  $\mathcal{O}(\delta)$ . The so-called *isoperimetric inequality* [53, 22] asserts that the minimum number of faces in a filling of  $C$  is  $\mathcal{O}(|C|)$ . The procedure essentially ‘chops off’ parts of the region enclosed by  $C$  in a greedy manner, where each part is bounded by a cycle of length  $\mathcal{O}(\delta)$ .

We apply this filling procedure in an iterative manner with the goal of arriving at an  $\mathcal{O}(\delta)$ -filling where each face of the filling contains ‘few’ vertices of  $G$ . First, we apply the filling procedure on the longest face in  $G$  itself. If one of the faces of the resulting  $\mathcal{O}(\delta)$ -filling covers a region  $F$  that contains ‘many’ vertices of  $G$ , then we apply it iteratively on the longest face of this region. In this new iteration, the rest of the graph (formed by vertices in the interior of  $\mathbb{S}^2 \setminus F$ ) is removed. This region becomes a face, which is assigned a weight equal to the number of vertices of  $G$  outside  $F$ , of which there are ‘few’ by the fact that there are ‘many’ vertices of  $G$  inside  $F$ . In this way, we slowly and iteratively proceed towards our stated goal. We only terminate prematurely if along the way a suitable separator is already found (see Outcome 1 below).

Let  $G'$  be the graph after the final iteration of our algorithm (this may be after the above procedure fully finishes or is terminated prematurely). We can terminate with one of three outcomes:

- Outcome 1:** One of the cycles of the current filling of  $G'$  already has a good enough balance.
- Outcome 2:** The maximum face length of  $G'$  is  $\mathcal{O}(\delta)$ , i.e., a new greedy filling procedure would terminate with the trivial filling consisting only of the initial face cycle.
- Outcome 3:** All faces of the current filling have few vertices of  $G$  inside.

Note that when looking at the number of vertices of  $G$  inside a face of the current filling, or in other words at the balance of this face, we also account for the newly assigned weights to (some of) the faces. We describe how we deal with each of these outcomes in turn.

In **Outcome 1**, there is a cycle in the filling with a good enough balance. In general, we can prove that if we encounter a cycle separator of length  $\ell$  with balance  $\alpha$ , then we can compute a geodesic cycle separator of length  $\mathcal{O}(\delta)$  with balance  $\alpha/2^{\mathcal{O}(\ell)}$ . This can be obtained by iteratively carving away a constant fraction of the vertices inside (or outside) the cycle while reducing the length of the separating cycle by at least 1. Applying this shortcutting procedure to the assumed cycle, we obtain a geodesic cycle separator.

In **Outcome 2**, all faces of  $G'$  have length  $\mathcal{O}(\delta)$ . This is the case, for example, for  $\delta$ -cylinders. In a  $\delta$ -cylinder, we can directly find a geodesic cycle separator roughly in the middle of the cylinder. However, this intuition does not immediately carry over to general planar  $\delta$ -hyperbolic graphs with short faces.



We first find a separator  $S$  of size  $\mathcal{O}(\delta \log n)$  by Corollary 1.4. However, this separator is possibly not geodesic nor a path or cycle. Next, our goal is to transform the separator  $S$  into a separator  $\bar{S}$  that has a good *split balance*, meaning that each face of the graph induced by  $\bar{S}$  contains at most a constant proportion of the vertices of  $G'$ . This transformation is non-trivial and is done with the help of an auxiliary graph. Once the separator  $\bar{S}$  with a good split balance is found, we can find some collection of faces in  $G'[\bar{S}]$  whose union  $U$  has a boundary  $\partial U$  that gives a constant-balanced separator. However, the boundary  $\partial U$  may consist of several cycles. We then find a single component cycle of  $\partial U$  with a good split balance. Here, we need to offset the split balance of the cycle against its length. Hence, we select the component cycle  $\gamma_i$  of  $\partial U$  with the best ratio of balance to length. We then use a more involved shortening procedure on this cycle to find a geodesic cycle with the desired balance. For details, see Section 5.1.

Finally, we can end up in **Outcome 3**. In this case we think of the graph as embedded on the plane with the outer face being the starting cycle of the final filling. Recall that in this case, each filling face (except the outer face) has only a few vertices of  $G$  inside. This case would be the outcome if the initial graph is a patch of the pentagonal grid, and the filling is based on the cycle around the perimeter of the patch, i.e., the boundary of the outer face. We now claim that we can find two ‘antipodal’ vertices on the outer face such that some shortest path between them is a balanced separator.

It is far from clear in general why some shortest path connecting two ‘antipodal’ vertices of the outer face has constant balance. We begin this proof by defining *layers* on the filling faces: a face is in layer  $i$  if its distance to the outer face is  $i$ . Roughly, we aim to show that there are only  $\mathcal{O}(\log n)$  layers.

To bound the number of layers, we prove a variant of the isoperimetric inequality for our purposes, which may be of independent interest. In general, consider a planar  $\delta$ -hyperbolic graph with a  $\mathcal{O}(\delta)$ -filling  $H$  of a cycle  $C$  of  $G$ , where  $C$  is the cycle along a face in some fixed embedding of  $G$ . We then consider an arbitrary cycle  $\gamma$  in  $G$ . In our *isoperimetric inequality over greedy filling* we show that the interior of  $\gamma$  intersects  $\mathcal{O}(\delta|\gamma|)$  faces of the filling  $H$ . To bound the number of layers, one can show that the outer face cycle touches a constant proportion of all faces, i.e., the outermost layer has a constant proportion of all the faces of the filling. Iterating this argument shows that the number of layers is  $\mathcal{O}(\log n)$ .

Then, in the last layer, we find two vertices that are as far from the outer face as possible. Using an auxiliary tree in the planar dual graph, we can select a good balanced cut edge. The endpoints of the corresponding primal edge are connected to their respective nearest vertices  $a$  and  $b$  on the outer face. The path we obtain this way from  $a$  to  $b$  is a balanced separator, but unfortunately, it is not a shortest path. We need to argue about the balance of a shortest path from  $a$  to  $b$  in  $G$  instead. To prove that some shortest  $ab$  path is also a balanced separator, we crucially rely on the isoperimetric inequality on greedy fillings again. The relatively short closed walk given by the initial path and the shortest path can only interact with a small number of filling faces due to the isoperimetric inequality. Since we are in the case where each filling face contains only a few vertices inside, we can upper bound the balance shift between the initial path and the shortest path. This then gives the geodesic path separator with the desired balance. For details, see Section 5.2.

With the above outcomes handled, the only missing piece of the proof of Theorem 1.1 is the case of graphs that are not 2-connected. Again, since hyperbolicity is very sensitive to changes in the graph, we have a slightly more technical reduction from the general case to the 2-connected case. Intuitively, it is enough to find a separator of a ‘central’ 2-connected component, but this would not immediately account for the number of vertices in other components and thus potentially lead to an imbalanced separator. We represent all the non-central 2-connected components of  $G$  by attaching wheel graphs to the central 2-connected component, which (i) ensures that a balanced separator of the reduced 2-connected instance corresponds to a balanced separator in the original graph and (ii) does not increase the hyperbolicity significantly.

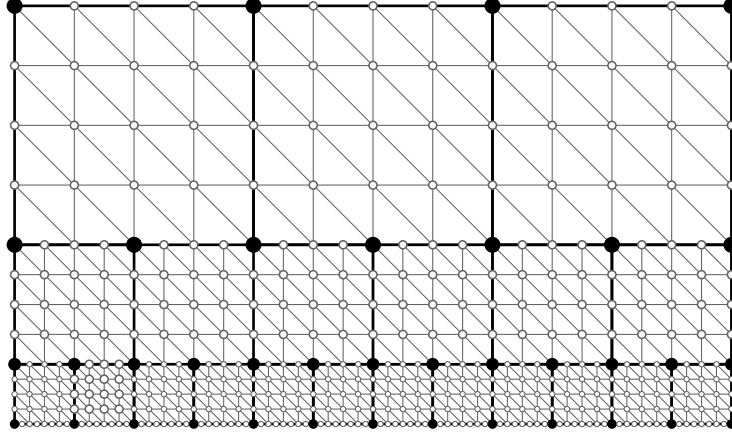


Figure 3: A part of a binary tiling (thick edges) with small  $\delta \times \delta$  grids (with diagonals) embedded in each face except the outer face.

## 2.2 Main Ideas and Techniques of the Lower Bound

For the sake of convenience, we restate the lower bound:

**Theorem 1.9.** *There is no  $n^{o(\delta)}$ -time algorithm for INDEPENDENT SET in planar  $\delta$ -hyperbolic graphs, unless ETH fails.*

The proof is based on embedding a subdivision of a Euclidean grid (with some diagonals) into a planar  $\delta$ -hyperbolic graph. It is known that INDEPENDENT SET in subgraphs of the  $n \times n$  grid (with some diagonals) has a  $2^{o(n)}$ -time lower bound under ETH [35], which we use as our starting point.

Let  $G$  be a given subgraph of an  $n \times n$  grid with diagonals, which we denote by  $\text{Grid}_n$ . Observe that subdividing each edge of  $G$  an even number of times gives an instance that is equivalent to  $G$  [78]. We are then left with two tasks: (a) create a planar  $\delta$ -hyperbolic host graph of size  $2^{\mathcal{O}(n/\delta)}$  that ‘surrounds’ an even subdivision of  $G$ , and (b) make sure that the surrounding parts of the host graph created in (a) do not impact the hardness proof.

Task (a) requires a thorough, technical approach. It is in fact easier to think of embedding  $\text{Grid}_n$  itself instead of focusing on some custom graph  $G$ . Our construction is based on the so-called *binary tiling* of Böröczky [20], which is a tiling of the hyperbolic plane; see Fig. 3. The underlying infinite planar graph of this tiling is known to be constant hyperbolic. We carefully choose a portion  $B_1$  of this graph that has size  $2^{\mathcal{O}(n/\delta)}$  and is still constant-hyperbolic. By inserting  $\delta \times \delta$  grids into the faces of  $B_1$  (except its outer face), we can show that we get an  $\mathcal{O}(\delta)$ -hyperbolic graph  $B_{\text{Grid}}$ , which contains some subdivision of  $\text{Grid}_n$ . A further modification of  $B_{\text{Grid}}$  leads to a graph  $B$  that is  $\mathcal{O}(\delta)$ -hyperbolic, is of size  $2^{\mathcal{O}(n/\delta)}$ , and contains a subgraph that is an even subdivision of  $G$ . It follows that  $B$  contains a hard instance of INDEPENDENT SET as a subgraph and we have achieved (a).

To achieve (b), we cannot just remove unwanted parts of the  $2^{\mathcal{O}(n/\delta)}$ -hyperbolic host graph we just constructed, as that would change the hyperbolicity. However, in the case of INDEPENDENT SET, we show how to achieve (b) using a simple local modification, attaching a small gadget to vertices of  $B$  that are not in the hard instance, that does not impact hyperbolicity. This gives the desired graph whose maximum independent sets can be related to the maximum independent sets of  $G$  and completes the reduction.

### 3 Preliminaries

For  $n \in \mathbb{N}$  we let  $[n] := \{1, \dots, n\}$ . The  $\text{poly}(n)$  is a shorthand notation for  $n^{\mathcal{O}(1)}$ . The notation  $\tilde{\mathcal{O}}(T)$  means  $\mathcal{O}(T \cdot \text{polylog}(T))$ . Sometimes, we use  $o(1)$  notation which means a function in  $n$  that asymptotically goes to 0. All the logarithms are base 2 unless stated otherwise.

For a path  $P$  and two vertices  $a$  and  $b$  in  $P$ , we define subpath  $P[a, b]$  to be the path between  $a$  and  $b$  inside  $P$  (including vertices  $a$  and  $b$ ). For two vertices  $u$  and  $v$  in  $V(G)$ , we denote  $\text{dist}(u, v)$  to be the length of their shortest path in the graph  $G$ , and  $G[u, v]$  to be a shortest path itself. For a subgraph  $H$  of  $G$ , we denote  $\text{dist}_H(u, v)$  to be the distance between vertices  $u$  and  $v$  in  $H$ . For  $\ell \in \mathbb{N}$ , the  $\ell$ -neighborhood of  $H$  is  $\{v \in G \mid \exists u \in H \text{ such that } \text{dist}(u, v) \leq \ell\}$ .

We use standard graph notation (see for example [41]). In particular,  $V(G)$  and  $E(G)$  are sets of vertices and edges respectively. For a set  $X \subseteq V(G)$  we use  $G[X]$  to denote the subgraph induced in  $G$  by  $X$ . Whenever, we are given a planar graph  $G$ , we also assume that it is also equipped with the *combinatorial embedding* or an embedding on a sphere  $\mathbb{S}^2$ . We refer the reader to the textbook [63] for introduction to planar graphs and formal definition of combinatorial embedding.

**Hyperbolicity** Let  $(X, \text{dist})$  be a metric space. The Gromov product of  $y, z \in X$  with respect to  $w \in X$  is

$$(y, z)_w = \frac{1}{2} (\text{dist}(w, y) + \text{dist}(w, z) - \text{dist}(y, z)).$$

The metric space  $(X, \text{dist})$  is  $\delta$ -hyperbolic if and only if for all  $x, y, z, w \in X$  we have

$$(x, z)_w \geq \min((x, y)_w, (y, z)_w) - \delta.$$

The hyperbolicity of  $(X, d)$  is the minimum value  $\delta$  for which it is  $\delta$ -hyperbolic. We note that this definition is equivalent to the definition given in the introduction [22].

Consider now a graph  $G = (V, E)$ . This induces the metric space on  $V$  with the shortest path distance. A *geodesic* is defined as the vertex set of a shortest path, and a *triangle of geodesics* is a set of three geodesics between three vertices in the graph; each side of the triangle is a shortest path. A triangle of geodesics is said to be  $\delta$ -slim if each of its sides is contained in the  $\delta$ -neighborhood of the union of the other two sides, that is, for any shortest paths  $P : a \rightarrow b; Q : b \rightarrow c; R : c \rightarrow a$  and any  $v \in V(P)$  we have  $\min_{x \in V(Q) \cup V(R)} \text{dist}_G(v, x) \leq \delta$ . The slimness of  $(X, d)$  is defined as the minimum  $\delta$  for which all triangles of  $(X, d)$  are  $\delta$ -slim.

A simple graph  $G = (V, E)$  can be also considered as a metric space in the following sense: We can consider  $X$  to be the 1-dimensional cell complex  $\mathcal{C}(G)$  defined by  $G$ , and here we set each edge to be a unit length interval. The distance of two points is then the shortest curve connecting them in  $\mathcal{C}(G)$ , i.e., the geodesic distance. This metric space we denote by  $(\mathcal{C}(G), \rho_G)$ . Note that when we restrict  $\rho$  to the vertices, then we get  $\text{dist}_G$ . In the metric space  $(V, \text{dist}_G)$  a geodesic is defined as the vertex set of a shortest path. These two metrics are very similar.

It is well-known that in so-called *geodesic metric spaces* (such as  $(\mathcal{C}(G), \rho_G)$ ) the space is  $\delta$ -hyperbolic if and only if all triangles are  $\delta'$ -slim where  $\delta' = \Theta(\delta)$  [53, 22]. Notice that if  $(\mathcal{C}(G), \rho_G)$  is  $\delta$ -hyperbolic, then so is  $(V, \text{dist}_G)$ , since its distance function is a restriction of  $\rho_G$ . On the other hand, when  $(V, \text{dist}_G)$  is  $\delta$ -hyperbolic, then  $(\mathcal{C}(G), \rho_G)$  is  $\delta + \mathcal{O}(1)$ -hyperbolic. Similarly, the maximum slimness of a triangle in  $(V, \text{dist}_G)$  is within  $1/2$  additive distance of the maximum slimness of a triangle in  $(\mathcal{C}(G), \rho_G)$ .

We remark, that there is a crucial distinction regarding  $(\mathcal{C}(G), \rho_G)$  and  $(V, \text{dist}_G)$ . It is well known (and easy to verify) that  $(\mathcal{C}(G), \rho_G)$  have hyperbolicity and slimness 0 if and only if  $G$  is a tree, and both hyperbolicity and slimness is at least  $1/2$  otherwise [22]. This is not true when it comes to the hyperbolicity and slimness of  $(V, \text{dist}_G)$ : when  $G$  is a triangle graph, then  $(V, \text{dist}_G)$  has hyperbolicity and slimness 0.

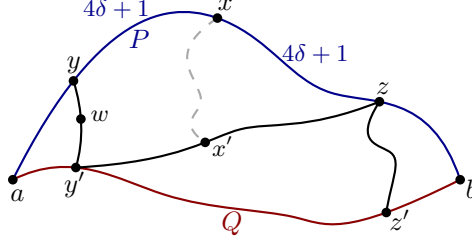


Figure 4: An  $8\delta + 2$ -local geodesic  $P$  stays within distance  $4\delta$  of a shortest path  $Q$  with the same endpoints.

It is known that the hyperbolicity of  $(V, \text{dist}(G))$  is 0 if and only if  $G$  is a block graph [6], i.e., a graph where all 2-connected components are cliques.

Because of that, in the remainder of this paper we will consider the simple graph  $G$  with the metric  $(V, \text{dist}_G)$ . We will assume that the triangles of  $(V, \text{dist}_G)$  are  $\delta$ -slim. As a consequence of  $\delta$ -slimness of  $G$ , we also have that  $G$  is  $\delta' = \Theta(\delta)$ -hyperbolic.

## 4 Structures in Planar $\delta$ -Hyperbolic Graphs

Now, we propose several properties of planar  $\delta$ -hyperbolic graphs. Suppose that we are given a 2-connected planar graph  $G$  with fixed combinatorial embedding. Moreover we assume that  $G$  is  $\delta$ -hyperbolic, where  $\delta$  is given as a parameter. Without loss of generality, we can assume that  $\delta \geq 1$ , as every 0-hyperbolic graph is also 1-hyperbolic.

### 4.1 Local Geodesics

A path or cycle (or subgraph)  $P$  of  $G$  is a  $k$ -local geodesic if for any  $u, v \in V(P)$  with  $d_P(u, v) \leq k$ , we have  $d_P(u, v) = d_G(u, v)$ .

One can show that in  $\delta$ -slim graphs, the  $\mathcal{O}(\delta)$ -local geodesic cycles have bounded length. This lemma is well known and we include the proof for completeness.

**Lemma 4.1** (cf., Theorem 1.13 in Chapter III.H of [22]). *Let  $G$  be a  $\delta$ -slim graph. Let  $a$  and  $b$  be arbitrary vertices of  $G$ , and let  $Q$  be a shortest path from  $a$  to  $b$  in  $G$ . If a path  $P$  from  $a$  to  $b$  is  $(8\delta + 2)$ -local geodesic, then  $P$  is contained in the  $4\delta$ -neighborhood of  $Q$ .*

*Proof.* Let  $x \in P$  be a vertex on  $P$  with the maximum distance from  $Q$ . For the sake of contradiction, let us assume that  $\text{dist}(x, Q) > 4\delta$ . This implies that  $\text{dist}_P(x, a)$  and  $\text{dist}_P(x, b)$  are both greater than  $4\delta$ . Therefore, there exist two distinct vertices  $y$  and  $z$  on  $P$  such that the subpaths  $P[y, x]$  and  $P[x, z]$  have length  $4\delta + 1$ . Let  $y', z' \in Q$  be the vertices on  $Q$  that are closest to  $y$  and  $z$ , respectively; see Figure 4. Fix  $G[y, y']$ ,  $G[z, z']$  and  $G[z, y']$  to be some shortest paths between  $y, y'$ , between  $z, z'$  and between  $z, y'$  respectively.

First, we will show that there exists  $w \in G[y, y'] \cup G[z, z']$  with  $\text{dist}(x, w) \leq 2\delta$ . Consider the triangle  $\Delta(y, y', z)$  determined by paths  $P[y, z]$ ,  $G[y, y']$ , and  $G[z, y']$ . Observe that because  $P$  is  $(8\delta + 2)$ -local geodesic and  $\text{dist}_P(y, z) \leq 8\delta + 2$ , this triangle is geodesic. Moreover,  $x$  lies on  $P[y, z]$ , which is a side of this triangle. Therefore, by the  $\delta$ -slim triangle property, there exists a vertex  $x'$  on either  $G[y, y']$  or  $G[z, y']$  with  $\text{dist}(x', x) \leq \delta$ . If  $x' \in G[y, y']$ , we are done as we can set  $w = x'$ . Therefore, from now on, let us assume  $x' \in G[z, y']$ .

Next, consider the triangle  $\Delta(z, z', y')$  that consists of paths  $G[z, y']$ ,  $G[z, z']$ , and  $Q[y', z']$ . Observe that this is a triangle of geodesics, because  $Q$  is a shortest path. Moreover, it holds that  $x' \in \Delta(z, z', y')$  as it lies on  $G[z, y']$ . Therefore, by the  $\delta$ -slim triangle property, there exists  $x''$  on one of the opposite

sides of this triangle with  $\text{dist}(x', x'') \leq \delta$ . By the triangle inequality, we have  $\text{dist}(x, x'') \leq \text{dist}(x, x') + \text{dist}(x', x'') \leq 2\delta$ . If  $x'' \in Q[y', z']$ , then it means that  $\text{dist}(x, Q) \leq 2\delta$ , which contradicts the opening assumption  $\text{dist}(x, Q) > 4\delta$ . Therefore,  $x'' \in G[z, z']$ , and we can simply select  $w = x''$ .

Hence, there exists  $w \in G[y, y'] \cup G[z, z']$  with  $\text{dist}(x, w) \leq 2\delta$ . Let us assume that  $w \in G[y, y']$  (the remaining argument is symmetrical when  $w \in G[z, z']$ ). Next, we will show  $\text{dist}(x, y') < \text{dist}(y, y')$ . Indeed,

$$\begin{aligned} \text{dist}(x, y') - \text{dist}(y, y') &\leq (\text{dist}(x, w) + \text{dist}(w, y')) - (\text{dist}(y, w) + \text{dist}(w, y')) \\ &= \text{dist}(x, w) - \text{dist}(y, w) \\ &\leq \text{dist}(x, w) - (\text{dist}(y, x) - \text{dist}(x, w)) \\ &= 2 \cdot \text{dist}(x, w) - \text{dist}(x, y) \\ &< 4\delta - 4\delta = 0. \end{aligned}$$

Since  $y'$  is the closest vertex on  $Q$  to  $y$ , this means that  $\text{dist}(x, Q) \leq \text{dist}(x, y') < \text{dist}(y, Q)$ . This contradicts the initial choice of  $x$  and concludes the proof.  $\square$

By setting  $a = b$  in the above lemma we get the following corollary.

**Corollary 4.2.** *Any  $(8\delta + 2)$ -local geodesic cycle in a  $\delta$ -slim graph has length at most  $(8\delta + 2)$  (and thus it is a geodesic cycle).*

*Proof.* Let  $C$  be an  $(8\delta + 2)$ -local geodesic cycle in a  $\delta$ -slim graph, and let  $a \in C$  be an arbitrary vertex on  $C$ . For the sake of contradiction, let  $x \in C$  be a vertex on  $C$  such that  $\text{dist}_C(a, x) = 4\delta + 1$ . Because  $C$  is  $(8\delta + 2)$ -local geodesic, it holds that  $\text{dist}(a, x) = \text{dist}_C(a, x)$ . If we set  $a = b$  in Lemma 4.1, we see that the cycle  $C$  is contained in the ball of radius  $4\delta$  centered at  $a$ . Hence, we have  $\text{dist}(a, x) \leq 4\delta$ , which contradicts the choice of  $x$ .  $\square$

In hyperbolic graphs, geodesic separators are useful because they (unlike other separators) can preserve hyperbolicity in the following sense.

**Lemma 4.3.** *Let  $G$  be a  $\delta$ -slim graph and let  $S$  be a geodesic subgraph of  $G$ . Let  $\mathcal{C}$  be the set of connected components of  $G - S$ . For any  $X \subseteq \mathcal{C}$  the graph  $G[S \cup V(X)]$  is  $\delta$ -slim.*

*Proof.* Since  $S$  is geodesic, it is also connected. Let  $G' = G[S \cup V(X)]$ . We begin by proving the following claim.

**Claim.** *For every  $a, b \in V(G')$  it holds that  $\text{dist}_{G'}(a, b) = \text{dist}_G(a, b)$ , i.e.,  $G'$  is a geodesic subgraph.*

*Proof.* Since  $G'$  is a subgraph of  $G$ , we have  $\text{dist}_{G'}(a, b) \geq \text{dist}_G(a, b)$ . Therefore, it suffices to show that  $\text{dist}_{G'}(a, b) \leq \text{dist}_G(a, b)$ .

Fix  $a, b \in V(G')$  and some shortest path  $P$  between them in  $G$ . Let  $x \in P \cap S$  be the vertex with minimum  $\text{dist}_P(a, x)$  and  $y \in P \cap S$  be the vertex with minimum  $\text{dist}_P(y, b)$ . Note that it is possible that such  $x, y$  do not exist. In this case, observe that  $P$  is a path in  $G'$  and the claim follows.

Consider a path  $P' = P[a, x] \oplus S[x, y] \oplus P[y, b]$  (here  $\oplus$  denotes the join of the paths, and  $H[a, x]$  is a shortest path in graph  $H$ ). Observe that since  $S$  is a separator and  $V(X)$  are vertices in some connected components, it follows that  $P[a, x]$  and  $P[y, b]$  are paths in  $G'$ . Therefore,  $P'$  is a path inside the graph  $G'$ .

Finally, observe that because  $S$  is a geodesic subgraph, it holds that  $\text{dist}_S(x, y) \leq \text{dist}_P(x, y)$ . Therefore, the length of  $P'$  is at most the length of  $P$ , and the claim follows.  $\blacksquare$

Let  $P, Q$ , and  $R$  be the sets of vertices of the three sides of a triangle of geodesics in  $G'$ . We need to show that for any  $x \in P$  there is some  $y \in Q \cup R$  such that  $\text{dist}_{G'}(x, y) \leq \delta$ . Notice first that  $P, Q, R$



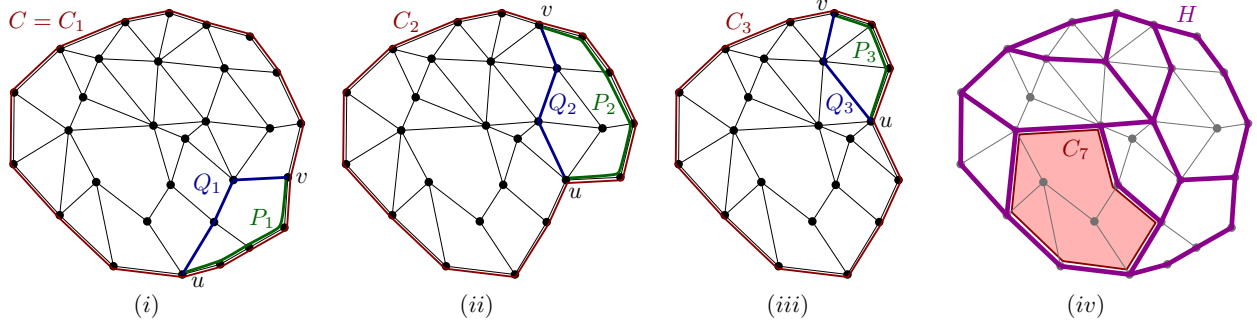


Figure 5: Greedy filling for the face with boundary cycle  $C$ . (i)-(iii) depicts the first few steps of the filling. (iv) shows the final filling  $H$ . The greedy filling procedure terminated when it found  $C_7$ , which is a geodesic cycle.

form shortest paths also with respect to  $G$ , and thus they form a triangle of geodesics also with respect to  $G$ . Thus there exists  $y_G \in Q \cup R$  such that  $\text{dist}_G(x, y_G) \leq \delta$ . It follows that  $y_G \in V(G')$  as well, and since  $G'$  is geodesic, we have  $\text{dist}_{G'}(x, y_G) = \text{dist}_G(x, y_G) \leq \delta$ . Consequently  $y = y_G$  satisfies the desired property.  $\square$

## 4.2 Fillings and greedy fillings

**Definition 4.4** ( $k$ -filling). Let  $C$  be a cycle in a graph  $G$ , and let  $k > 0$  be a positive integer. We say that a 2-connected planar subgraph  $H$  of  $G$  is an  $k$ -filling of  $C$  if  $H$  admits a planar embedding where all faces except  $C$  have size at most  $k$ .

The *area* of a  $k$ -filling is defined as the number of edges in  $H$ .

Note that when  $|C| \leq k$ , then  $C$  trivially admits a  $k$ -filling of area at most  $k$  by taking  $H = C$ . The notion of a  $k$ -filling is usually defined in the general context of metric spaces (not just planar graphs). For these more general definitions, it is true that when  $G$  is  $\delta$ -hyperbolic, then the minimum  $k$ -filling of any loop  $C$  has area  $\mathcal{O}(\delta|C|)$  (see Proposition 2.7 in Chapter III.H of [22]). Next, based on [22] we present a simple procedure to construct fillings in near-linear time for face cycles of planar graphs.

**Greedy Filling Procedure** We begin by describing the following *greedy filling procedure*. This procedure is given a planar 2-connected graph  $G$  that is  $\delta$ -hyperbolic. For a given face cycle  $C$  of  $G$ , it constructs a graph  $H$  that is a *greedy filling* of  $C$ . We fix a combinatorial embedding of  $G$ , i.e., an embedding on the unit sphere  $\mathbb{S}^2$ .

The procedure is as follows: Initially, we set  $H = C$ ,  $C_1 = C$ , and  $G_1 = G$ . The procedure is iterative, and  $i$  denotes the current iteration (initially set to 1). If a cycle  $C_i$  is  $10\delta$ -local geodesic, we add  $C_i$  to  $H$  and terminate.

Otherwise,  $C_i$  is not  $10\delta$ -local geodesic, and we find a path  $P_i$  that is a minimal subpath of  $C_i$  that is not a shortest path in  $G_i$ , see Fig. 5. Note that  $|P_i| < 10\delta$ . Let  $u, v \in C_i$  denote the endpoints of  $P_i$ , and let  $Q_i$  be a shortest path from  $u$  to  $v$  in  $G_i$ . Observe that, by the minimality of  $P_i$ , the paths  $P_i$  and  $Q_i$  are vertex disjoint (except for the endpoints  $u, v$ ). Next, we add the path  $Q_i$  to the filling graph  $H$ . Then, we shorten the cycle based on  $Q_i$ . Namely, we set  $C_{i+1} = (C_i - P_i) \cup Q_i$ . We set  $G_{i+1}$  to be the subgraph of  $G_i$  with the boundary  $C_{i+1}$  (the side that does not contain the internal vertices of  $P_i$ ) and continue the procedure with  $G_{i+1}$  and  $C_{i+1}$ . Notice that  $P_i$  is a geodesic path separator of  $G_i$ , thus by Lemma 4.3 the  $\delta$ -slimness of  $G$  is retained in each  $G_i$ .

This concludes the description of the greedy filling procedure. We say that the graph  $H$  returned by this procedure is a *greedy filling* of  $C$ . Next, we show that this procedure can be executed efficiently, and that it indeed returns an  $\mathcal{O}(\delta)$ -filling of  $C$  with small area.

**Lemma 4.5** (Greedy-Filling Procedure). *Let  $G$  be a 2-connected planar  $\delta$ -slim graph on  $n$  vertices, and let  $C$  be a face of  $G$ . There exists a data structure that for a cycle  $C$  inside  $G$  given to it as a query, can construct a greedy-filling  $H_C$  of  $C$  inside  $G$ . The returned graph  $H_C$  is  $21\delta$ -filling of  $C$  and has area  $\mathcal{O}(\delta|C|)$ . The initialization time of the data structure is  $\mathcal{O}(\delta^2 n \log^4 n)$ . The query time is  $\mathcal{O}(\delta|C| \log \log n)$  if a cycle  $C$  is given as a query.*

*The data structure can also answer shortest-path queries about distances of length at most  $10\delta$  in  $\mathcal{O}(\delta + \log \log(n))$  time.*

*Proof.* During the initialization, we preprocess the planar graph  $G$  and create a shortest-path oracle from Thorup [84]. After  $\mathcal{O}(\delta^2 n \log^4 n)$  time preprocessing, this data structure allows us to check in  $\mathcal{O}(\delta + \log \log n)$  time if a given pair of vertices are at a distance at most  $10\delta$  in  $G$ . (In case of very small  $\delta$ , see [68] for a faster distance oracle.)

During a query, our data structure invokes the *greedy-filling procedure*. Observe that in each iteration, the length of the cycle  $C_i$  decreases. Therefore, the total number of iterations is  $\mathcal{O}(|C|)$ . In each iteration, we need to find a path  $P_i$  and find a shortest path between the endpoints of  $P_i$ . This step takes  $\mathcal{O}(\delta + \log \log n)$  time as it is a query to distance oracle. Therefore, the total runtime of the algorithm is  $\mathcal{O}(\delta|C| \log \log n)$ .

It remains to argue about the correctness of the algorithm, i.e., that  $H$  is a  $21\delta$ -filling of  $C$ . Notice that after  $i$  iterations the faces of  $H$  (with the exception of  $C$ ) are  $P_i \cup Q_i$  or  $C_\ell$  (where  $\ell$  is the number of the last iteration). The size of  $P_i \cup Q_i$  is at most  $20\delta$ . After the last iteration,  $C_\ell$  is a  $10\delta$ -local geodesic of the  $\delta$ -slim graph  $G_\ell$ . By Corollary 4.2,  $C_\ell$  has size at most  $10\delta$ . Hence,  $H$  is a  $20\delta$ -filling of  $C$ . The area of  $H$  is at most  $21\delta|C|$  because, in each of the  $|C|$  iterations, we add at most  $20\delta$  edges to the graph  $H$ .  $\square$

We will call the data structure of Lemma 4.5 the *greedy filling data structure*.

A *filling face* of the greedy filling  $H$  of  $C$  is a face  $F$  of  $H$  that is not  $C$ . We say that a cycle  $\gamma$  in  $G$  *interacts* with a filling face  $F$  of  $H$  (where  $F$  is now thought of as a region of  $\mathbb{S}^2$ ) if  $F$  does not lie between  $C$  and  $\gamma$ ; that is, either  $\gamma$  intersects the interior of the region  $F$  or  $\gamma$  separates the interior of  $F$  from  $C$ . We prove the following variant of an isoperimetric inequality for cycles in the plane graph where a fixed greedy filling serves as the measure of ‘area’. See [22, Chapter III.H Proposition 2.7] for a similar claim about fillings.

**Lemma 4.6** (Isoperimetric Inequality for Greedy Filling). *Let  $G$  be 2-connected planar graph<sup>2</sup> and let  $H$  be some greedy  $k$ -filling for some face  $C$  of  $G$  inside some subgraph<sup>3</sup>  $G'$  of  $G$ . Then any simple cycle in  $G$  of length  $\ell$  interacts with at most  $(k + 1) \cdot \ell$  faces of  $H$ . Moreover, if the cycle is in  $H$ , then it interacts with at most  $\ell$  faces.*

*Proof.* Let  $F_1, F_2, \dots$  be the filling faces of  $H$  in the order that they are added to  $H$  in the greedy filling procedure. Note that filling face  $F_i$  is a simple cycle in  $G$ , and  $Q_i \subseteq F_i$  is the shortest path replacing the path  $P_i$ . Consider a plane embedding of  $G$  where  $C$  is fixed to be the outer face. As a result, each cycle  $\psi$  of  $G$  defines a bounded and an unbounded open region.

Consider now a simple cycle  $\gamma$  of length  $\ell$  in  $G$ . Let  $\mathcal{F}_\gamma$  be the set of filling faces of  $H$  whose interior is intersected by  $\gamma$  or share an edge with  $\gamma$ . Let  $\mathcal{F}_{\text{Int}}$  be the set of faces disjoint from  $\gamma$  that  $\gamma$  separates from

<sup>2</sup>We note that the lemma does not use the hyperbolicity of  $G$  directly, only indirectly, namely in the fact that the greedy filling  $H$  turned out to be a  $k$ -filling.

<sup>3</sup>We need to consider a subgraph  $G'$  for technical reasons; in a typical application one should think of  $G' = G$ .

$C$ , i.e., the set of filling faces contained entirely in the interior of the bounded region of  $\gamma$ . Our goal now is to show that  $|\mathcal{F}_\gamma| + |\mathcal{F}_{\text{Int}}| \leq (k+1)\ell$ . First, notice that  $\gamma$  must have at least one edge in the interior of each  $F \in \mathcal{F}_\gamma$ , thus  $|\mathcal{F}_\gamma| \leq |\gamma| = \ell$ .

It remains to bound  $|\mathcal{F}_{\text{Int}}|$ . Consider the region given by the union of the faces  $R = \bigcup_{F \in \mathcal{F}_\gamma} F$ . The region  $R$  is not necessarily connected and  $\partial R$  may have several components. Let  $\Psi$  be the set of connected components (cycles) in  $\partial R$  such that each  $\psi \in \Psi$  is the boundary shared between some connected component of  $\bigcup_{F \in \mathcal{F}_{\text{Int}}} F$  and  $R$ . Notice that the cycles of  $\Psi$  interact with exactly the set of faces  $\mathcal{F}_{\text{Int}}$ . Moreover, observe that  $\sum_{\psi \in \Psi} |\psi| \leq k\ell$ . Indeed,  $\bigcup_{\psi \in \Psi} \psi \subset \partial R$  and  $|\partial R| \leq \sum_{F \in \mathcal{F}_\gamma} |F| \leq k\ell$ .

We now prove a more general statement for any set  $\Phi$  of edge-disjoint simple cycles of  $H$  whose bounded regions are pairwise disjoint. The set  $\Psi$  defined in the previous paragraph is such a set. We will prove by induction on  $L(\Phi) := \sum_{\phi \in \Phi} |\phi|$  that altogether the cycles of  $\phi$  interact with at most  $L(\Phi)$  filling faces of  $H$ .

If  $|\phi| = 3$  for each  $\phi \in \Phi$ , then each of them interacts with exactly one face, and altogether they interact with  $L(\Phi)/3 < L(\Phi)$  faces. Suppose now that there is some  $\phi \in \Phi$  with  $|\phi| \geq 4$  and it interacts with at least two faces of  $H$ . Let  $F_j$  be the filling face with the minimum index  $j$  that interacts with  $\phi$ . Recall that  $F_j$  is bounded by the paths  $P_j$  and the shortest path  $Q_j$ . Since  $\phi$  separates  $F_j$  from  $C$  (i.e.,  $F_j$  is inside the bounded region of  $\phi$ ), and  $j$  is the smallest index of a face with this property, we know that  $F_1, \dots, F_{j-1}$  lie outside  $\phi$ . Since all edges of  $P_j$  are edges with  $F_j$  on one side and some  $F_t$  with  $t < j$  on the other, we have that  $P_j \subset \phi$ . Consider now the closed walk  $\phi'$  obtained by replacing  $P_j$  with  $Q_j$  in  $\phi$ ; this move essentially removes  $F_j$  from the bounded region of  $\phi$ . (Note that since  $Q_j$  is in the bounded region of  $\phi$ , it cannot contain vertices from the cycles  $\Phi \setminus \{\phi\}$ .) We can decompose the remainder of  $\phi'$  into several simple cycles that are edge-disjoint and their bounded regions are pairwise disjoint from each other (as well as from all other cycles  $\Phi \setminus \{\phi\}$ ). Let  $\Phi'$  be the cycle collection where we replace  $\phi$  in  $\Phi$  with these new cycles. Since  $|Q_j| < |P_j|$ , we have  $L(\Phi') < L(\Phi)$ . On the other hand, the cycles of  $\Phi'$  interact with the same faces as the cycles of  $\Phi$  except  $F_j$ . Thus  $\Phi$  interacts with  $F_j$  and (by induction) at most  $L(\Phi') \leq L(\Phi) - 1$  other filling faces, so altogether with at most  $L(\Phi)$  filling faces.

This concludes the proof of the first part of the lemma statement: we have  $|\mathcal{F}_\gamma| \leq |\gamma| = \ell$  and by the above argument  $|\mathcal{F}_{\text{Int}}| \leq L(\Psi) \leq k\ell$ .

For the second part of the lemma statement, if the cycle  $\gamma$  is in  $H$ , then  $\gamma$  itself is a simple cycle of  $H$  and  $\Psi = \{\gamma\}$  by the definition of  $\mathcal{F}_\gamma$ . Moreover, we can bound  $L(\Psi)$  by  $\ell$ . Following the above proof, we obtain that  $\gamma$  intersects with at most  $\ell$  faces.  $\square$

### 4.3 Geodesic Cycle Separators

To analyze the structure of (geodesic) cycle separators, we start with two definitions. Let  $G$  be a 2-connected graph with a fixed embedding on  $\mathbb{S}^2$ . Let  $F$  be a face of  $G$  in this embedding, and let  $C$  be a cycle where  $C$  is not the boundary of  $F$ . Notice that in the embedding  $C$  cuts the plane into two parts, one containing the face  $F$  and the other not containing  $F$ . We say that  $C$  *covers  $k$  vertices opposite  $F$*  if the part not containing  $F$  has  $k$  vertices of  $G$  in its interior.

Let  $G$  have a fixed embedding on the unit sphere  $\mathbb{S}^2$ . For a parameter  $\alpha \in (0, 1)$ , we say that a cycle  $C$  *splits* the set of vertices  $V(G) \setminus V(C)$  with *balance*  $\alpha$  into two regions  $R_1, R_2 \subseteq V(G) \setminus V(C)$  if  $|R_1|$  and  $|R_2|$  are both at most  $(1 - \alpha) \cdot |V(G)|$ . Observe that such a cycle is also a separator of balance at least  $\alpha$ , since each connected component of  $G - V(C)$  is either contained in  $R_1$  or  $R_2$ . The converse is not true: a cycle separator of balance  $\alpha$  need not induce a split of balance  $\alpha$ , as all connected components of  $G - C$  may be in  $R_1$ . More generally, a subgraph  $H$  of  $G$  has *split balance*  $\alpha$  if in each region defined by the faces of  $H$  there are at most  $(1 - \alpha)n$  vertices from  $V(G) \setminus V(H)$ .

**Lemma 4.7.** *Let  $\alpha \in (0, 1)$ . Let  $C$  be a cycle separator of length  $\ell$  that splits the  $n$  vertices of a planar graph*

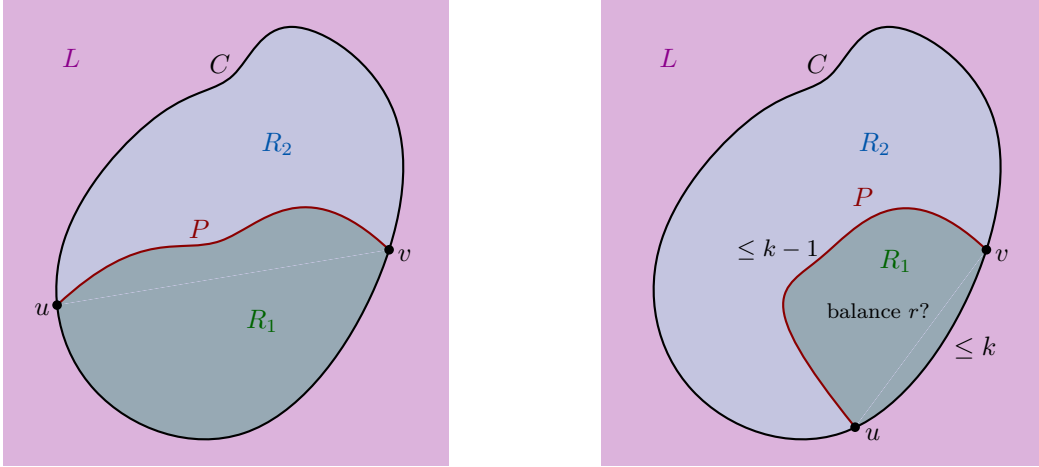


Figure 6: Left: the cycle shortening process from Claim 4.8. Right: In Claim 4.10, by finding two vertices  $u$  and  $v$  with a shorter path  $P$  outside the cycle, we can create two cycles, one with a length  $\leq 2k$ . If that cycle has split balance  $\geq r$ , then we return it. Otherwise, we return the second cycle and lose at most a constant factor in the split balance.

$G$  with balance  $\alpha$ . If  $\alpha n \geq \ell^4$ , then there is a geodesic cycle that splits  $G$  with balance at least  $\alpha/2^{\mathcal{O}(\ell)}$ . Given  $G$  and  $C$ , such a geodesic cycle can be found in  $\mathcal{O}(\ell^2 n \log n)$  time.

*Proof.* We start with the following subroutine.

**Claim 4.8.** Assume  $\alpha n \geq 4\ell$ , and let  $C$  be a non-geodesic cycle of length  $\ell$  that splits  $G$  with balance  $\alpha$ . In  $\mathcal{O}(\ell n \log n)$  time, we can find cycle  $C'$  with length  $\ell - 1$  that splits  $G$  with balance at least  $\alpha/4$ .

*Proof.* Since  $C$  is not a geodesic, there exist vertices  $u$  and  $v$  in  $C$  such that  $C[u, v]$  is not a shortest path in  $G$ . Let  $u, v$  be such a pair where  $|C[u, v]|$  is minimized. Let  $P$  be a shortest path between  $u$  and  $v$  in  $G$ . We construct two cycles:  $C_1 := P \cup C[u, v]$  and  $C_2 := P \cup (C - C[u, v])$ . We select  $C'$  to be the cycle among  $C_1, C_2$  with higher split-balance.

This concludes the description of the procedure (see Fig. 6). Observe that the running time follows, since we can compute  $\ell$  shortest path trees in  $\mathcal{O}(\ell n \log n)$  time, then compute the number of vertices that are split by a given separator in linear time. It remains to prove the correctness.

Both  $C_1$  and  $C_2$  are cycles of smaller length than  $C$ , so it remains to argue about the split balance of  $C'$ . Let  $L, R \subseteq V(G) \setminus V(C)$  be the vertices split by cycle  $C$ . Note that, by the minimality, the path  $P - \{u, v\}$  is contained in either  $L$  or  $R$ . Without loss of generality, assume that it is contained in  $R$ .

Let  $R_1, L_1$  and  $R_2, L_2$  be the vertices split by  $C_1$  and  $C_2$  respectively. Observe that  $R_1, R_2 \subseteq R$  and thus they both have size at most  $|R| \leq (1 - \alpha)n$ . Therefore, it remains to show that at least one of  $|L_1|$  and  $|L_2|$  is at most  $(1 - \alpha/4)n$ . Since  $L_1 \subset V(G) \setminus R_2$  and  $L_2 \subset V(G) \setminus R_1$ , it is sufficient to show that  $\max(|R_1 \cup C|, |R_2 \cup C|) \leq \alpha/4$ .

Observe that  $R_1$  and  $R_2$  are disjoint, and  $R_1 \cup R_2 \cup (P - \{u, v\}) = R$ , and also  $|R| \geq \alpha n$ . Therefore,  $|R_1| + |R_2| = |R| - |P| + 2$ . The larger of  $R_1$  or  $R_2$  has size at least  $|R|/2 - |P|/2 + 1 \geq \alpha n/2 - \ell/2 + 1 \geq \alpha n/4$ . ■

Now, we apply Claim 4.8 exhaustively on  $C$ . The process terminates when  $C$  is a geodesic cycle. Each iteration of Claim 4.8 decreases the length of the cycle; therefore, we will perform less than  $\ell$  iterations. The initial assumption,  $\alpha n \geq \ell^4$ , guarantees that  $\alpha$  is large enough in each iteration. Therefore, the final cycle has split balance at least  $\alpha/4^\ell$ .

The running time bound follows, as each iteration takes  $\ell n \log n$  time, and the number of iterations is at most  $\ell$ .  $\square$

**Lemma 4.9.** *Let  $r \in (0, 1)$  and let  $t$  be an integer. Assume that there exists a cycle  $C$  of length  $t$  in a planar  $\delta$ -slim graph  $G$  with  $n$  vertices that splits  $G$  with balance at least  $2rt$ , where  $rn \geq 2^{\Omega(\delta)}$ . Then, there is a geodesic cycle separator with split balance  $r/2^{\mathcal{O}(\delta)}$  in  $G$ . Given  $G$  and  $C$ , such a geodesic cycle can be found in  $\mathcal{O}(\delta n \log \log n)$  time if we are given an access to the greedy filling data structure from Lemma 4.5.*

*Proof.* We start with the following claim.

**Claim 4.10.** *Let  $\alpha, r \in (0, 1)$  with  $r < \alpha$  and  $k$  be an integer such that  $rn \geq k$ . Let  $C$  be a cycle with split balance  $\alpha$  that is not a  $k$ -local geodesic. Then, one of the following exists:*

- *A cycle with split balance at least  $r$  and length at most  $2k$ , or*
- *A cycle with split balance at least  $(\alpha - 2r)$  and shorter length than  $C$ .*

*Proof.* Because  $C$  is not a  $k$ -local geodesic, there exist two vertices  $u, v \in C$  with  $\text{dist}_C(u, v) \leq k$  and  $\text{dist}_G(u, v) < \text{dist}_C(u, v)$ . Let  $u, v$  be a closest (w.r.t.  $\text{dist}_C$ ) pair of such vertices, and let  $P$  be a shortest path between  $u$  and  $v$  in  $G$  (see Fig. 6).

Consider the cycle  $C_1 := P \cup C[u, v]$ . Note that by the minimality of  $|C[u, v]|$ , this is a simple cycle of length at most  $2k$ . If  $C_1$  splits  $G$  with balance  $r$ , then we can just return  $C_1$  and satisfy the first point of the statement. Otherwise, consider a cycle  $C_2 := P \cup (C - C[u, v])$ . We will show that  $C_2$  splits  $G$  with a balance of at least  $(\alpha - 2r)$ , which will conclude the proof, as  $C_2$  is shorter than  $C$ .

Let  $L, R \subseteq V(G) \setminus V(C)$  be the set of vertices split by  $C$ . Observe that  $P - \{u, v\}$  is contained in either  $R$  or  $L$ . Without loss of generality, we can choose the regions such that  $P - \{u, v\} \subseteq R$ .

Let  $R_1, L_1$  and  $R_2, L_2$  be the vertices split by  $C_1$  and  $C_2$  respectively. Observe that  $R_1, R_2 \subseteq R$ . We also have  $|R| \leq (1 - \alpha)n$  and thus both  $R_1$  and  $R_2$  have size less than  $(1 - \alpha)n < (1 - r)n$ . Since  $C_1$  has balance less than  $r$ , we must have  $|L_1| > (1 - r)n$ . It follows that  $|R_1| < rn$ . It remains to prove that  $L_2$  is not too big: indeed,  $|L_2| < |L| + |R_1| + |C[u, v]| \leq (1 - \alpha)n + rn + k < (1 - \alpha + 2r)n$ . Hence,  $C_2$  splits  $G$  with balance at least  $(\alpha - 2r)$ .  $\blacksquare$

We exhaustively invoke Claim 4.10. Initially, we set  $C$  to be the original cycle,  $\alpha$  to be the split balance of  $C$ ,  $k = 10\delta$  (as in Corollary 4.2), and  $r$  to be the original  $r$ .

If, at some point, Claim 4.10 returns a cycle of length at most  $2k$  and split balance  $r$ , then we terminate and use Lemma 4.7. This returns a geodesic cycle with a split balance of  $r/2^{\mathcal{O}(\delta)}$ . Otherwise, Claim 4.10 progressively returns cycles of smaller lengths, until it terminates with a  $10\delta$ -local geodesic cycle  $C'$ , which is by Corollary 4.2 a geodesic cycle. In each iteration the split balance changes by at most  $2r$ , and the number of iterations is at most  $t - 1$ . Hence, the final geodesic cycle  $C'$  has a split balance more than  $r$ .

In order to achieve our running time, observe that Claim 4.10 is essentially a greedy filling step on the cycle  $C$ , so we can use the same data structure and algorithm as in Lemma 4.5, and use that we may assume that  $t < n$ .  $\square$

## 5 Separator for Planar Hyperbolic Graphs

In this section we provide a proof for Theorem 1.1. First, we note that if  $G$  has no cycles, then it has a  $1/2$ -balanced separator consisting of a single vertex, which is a shortest path of length 0. Hence, we may assume that  $G$  has a cycle. We will also assume that  $n$  is large enough. If  $n$  is below some constant threshold, then since  $G$  has a cycle, by Lemma 4.7 it has a geodesic cycle of length at least 3, which can be used as a geodesic cycle separator of balance  $\frac{1}{2^{\mathcal{O}(\delta) \log n}}$  by increasing the hidden constant. The same



argument shows that without loss of generality, we may assume that  $\delta$  is small, i.e.,  $\delta = \mathcal{O}(\log n)$ , as otherwise the balance requirement for cycles is satisfied by any cycle.

We start our arguments by proving the separator in the case when the input graph is 2-connected. Namely, we show the following.

**Lemma 5.1.** *Let  $G$  be a 2-connected planar  $\delta$ -hyperbolic graph on  $n$  vertices. Then  $G$  has a geodesic path separator  $X$  of size  $|X| = \mathcal{O}(\delta^2 \log n)$  and balance  $1/7$  or  $G$  has a geodesic cycle separator  $Y$  of size  $|Y| = \mathcal{O}(\delta)$  and balance  $2^{-\mathcal{O}(\delta)}/\log n$ . Given  $G$ , such a separator  $X$  or  $Y$  can be computed in  $\mathcal{O}(\delta^2 n \log^4 n)$  time.*

Set  $r = \frac{1}{c\delta^3 \log n}$ , where  $c$  is a large enough constant that will be specified later.

Next, for the fixed embedding of  $G$  in the unit sphere  $\mathbb{S}^2$  (where vertices are identified with points on the sphere) we will be able to associate integer weights with the faces of some subgraph  $G'$  of  $G$ . In our setting the weight of a (closed) face region  $F$  of  $G'$  is the number of vertices in the original graph  $G$  that lie in the interior of  $F$ . Note that when referring to the vertex count or weight of a particular region, we include the sum of face weights, i.e., we are thinking of the number of vertices of the original graph  $G$  that lie in the region. This influences our definition of split balance, that is, we are always considering split balance of cycles with respect to the original graph  $G$ .

Our algorithm will begin by setting up a data structure for greedy fillings in  $\mathcal{O}(\delta^2 n \log^4 n)$  time as described in Lemma 4.5. We note that setting up this data structure is the dominant term in the running time of the separator computation. We then proceed with the following iterated greedy filling procedure. Recall that a filling face of a greedy filling  $H$  for a cycle  $C$  is any face of  $H$  that is not the face bounded by  $C$ .

**Iterated greedy filling:** Let  $G_1 = G$ , and assign a weight of 0 to each face. We repeat the following steps, starting at  $i = 1$ : Let  $F_i$  be a face cycle of maximum size in  $G_i$ . If  $|F_i| \leq 20\delta$  then terminate; otherwise let  $H_i$  be a greedy  $10\delta$ -filling of  $F_i$  in  $G_i$ . Since  $|F_i| > 20\delta$ , we know that  $F_i$  is not a  $10\delta$ -local geodesic cycle and thus  $H_i \neq F_i$ . If the boundary cycle of some filling face of  $H_i$  has balance at least  $r$  in  $G$ , then terminate. If each filling face of  $H_i$  has fewer than  $rn$  vertices of  $G$  in its interior, then terminate. Otherwise, there is a filling face  $F$  in  $H_i$  such that  $F$  has more than  $(1-r)n$  vertices in its interior. Then let  $G_{i+1}$  be the subgraph of  $G_i$  induced by the vertices of  $G_i$  inside and on the boundary of  $F$ , i.e., the closure of  $\mathbb{S}^2 \setminus F$  now becomes a face in  $G_{i+1}$  assigned weight  $|V(G) \setminus F|$ , which is by definition less than  $rn$ . Notice that  $|F_i| > 20\delta$  and the procedure assigns positive weights only to filling faces that have length at most  $20\delta$ . Consequently, the fillings are made only for faces  $F_i$  of weight 0, and in particular, only for faces of the original graph  $G$ .

We note that the above definition of  $G_i$  preserves 2-connectivity, thus all  $G_i$  are 2-connected. Observe that the total number of vertices in  $G_i$  plus the total face weight of  $G_i$  remains  $n$  throughout the procedure. Since the faces  $F_i$  on which we do greedy fillings are distinct faces of  $G$ , their total length is  $\mathcal{O}(n)$ , thus by Lemma 4.5 the entire procedure (including the initialization of the data structure) can be run in  $\mathcal{O}(\delta n \log n)$  time.

The possible outcomes of the above procedure are the following:

**Outcome 1:** The boundary cycle of some filling face  $F$  has split balance at least  $r$ .

**Outcome 2:**  $|F_i| \leq 20\delta$ . This means that the longest face cycle of  $G_i$  has length  $\mathcal{O}(\delta)$ . Consequently, all faces of  $G_i$  have length  $\mathcal{O}(\delta)$ , and an integer weight between 0 and  $rn$ .

**Outcome 3:** Every filling face of  $H_i$  has fewer than  $rn$  vertices in its interior.

It remains to find a suitable separator in each of these possible outcomes. Notice that in case of **Outcome 1** we can directly invoke Lemma 4.7.

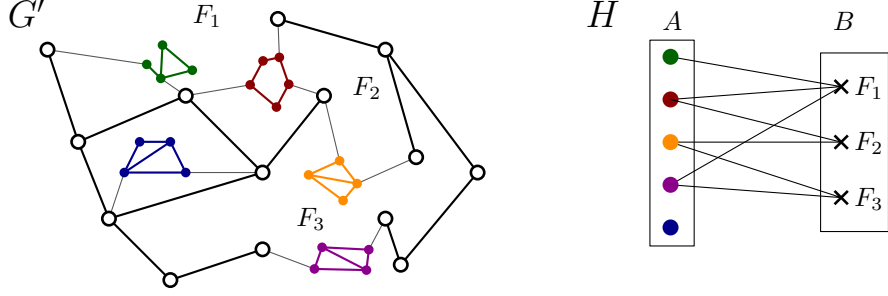


Figure 7: The graph  $G'$  with separator vertices  $S$  marked with black circles. The components of  $G' - S$  and faces of  $G'$  incident to at least two such components form the two parts of the auxiliary graph  $H$ .

Now, we analyse the other outcomes and show that in each of them a suitable separator can be found. This will conclude the proof of Lemma 5.1.

### 5.1 Outcome 2

**Lemma 5.2 (Outcome 2).** *Let  $G'$  be the face-weighted graph generated by the iterated greedy filling of  $G$ . If each face of  $G'$  has length  $\mathcal{O}(\delta)$ , then there is a geodesic cycle separator of balance at least  $\frac{1}{2^{\mathcal{O}(\delta)} \log n}$  in  $G$ , and it can be computed in  $\mathcal{O}(\delta^2 n \log^3 n)$  time (given access to the data structure from Lemma 4.5).*

*Proof.* Observe that by construction  $G'$  has total weight  $n$  (i.e., the number of vertices plus the weight of all faces is equal to the number of vertices of  $G$ ). Moreover, each weight is an integer between 0 and  $rn$ .

**Claim 5.3.** *There is a  $\frac{1}{2}$ -balanced separator  $S$  in  $G'$  of size  $\mathcal{O}(\delta^2 \log n)$  such that  $G'[S]$  has  $\mathcal{O}(\delta \log n)$  connected components. Moreover, such a separator can be computed in  $\mathcal{O}(\delta^2 n \log^3 n)$  time.*

*Proof.* By Corollary 1.4, since  $G$  is a planar  $\delta$ -hyperbolic graph, a  $\frac{1}{2}$ -balanced separator  $S_G$  of  $G$  of size  $\mathcal{O}(\delta \log n)$  can be computed in  $\mathcal{O}(\delta^2 n \log^3 n)$  time. We will now turn the separator  $S_G$  of  $G$  into a requested separator  $S$  of  $G'$ . Initially, we let  $S = S_G \cap V(G')$ . Then, for each vertex  $v \in S_G \setminus V(G')$ , we pick the face of  $G'$  that covers  $v$  and add all vertices of its boundary cycle to  $S$ . Clearly,  $S$  is a separator of  $G'$  with balance (defined with respect to  $G$ ) at least  $\frac{1}{2}$ . The size of  $S$  is  $\mathcal{O}(\delta^2 \log n)$ , because each vertex of  $S_G \setminus V(G')$  has been replaced by at most  $\mathcal{O}(\delta)$  vertices of a face cycle of  $G'$ . Moreover,  $G'[S]$  has at most  $|S_G| = \mathcal{O}(\delta \log n)$  connected components. The procedure that turns  $S_G$  into  $S$  can be clearly performed in  $\mathcal{O}(n)$  time. ■

For any separator  $S$  in  $G'$ , we define an auxiliary bipartite graph  $H = H(S)$  as follows. The vertices of  $H$  are partitioned into two sets  $A$  and  $B$ . The vertices  $a \in A$  correspond to the connected components  $X_a$  of  $G' - S$ , and the vertices  $b \in B$  correspond to the faces  $F_b$  of  $G'$  that are incident to at least two distinct components of  $G' - S$ . There is an edge  $ab$  in  $H$  whenever the corresponding component  $X_a$  and the corresponding face  $F_b$  share a vertex. See Fig. 7 for an illustration.

**Claim 5.4.** *Let  $S$  be a separator of  $G'$  such that  $G'[S]$  has  $k$  connected components. Then  $G'$  has a separator  $S'$  such that  $S \subseteq S'$ ,  $|S'| \leq |S| + \mathcal{O}(k\delta)$ , and the graph  $H(S')$  is a forest. Moreover, such a separator  $S'$  can be constructed from  $S$  in  $\mathcal{O}(n)$  time.*

*Proof.* We construct  $S'$  by the following greedy procedure. Initially, let  $S' = S$ . While  $G'[S']$  has at least two connected components  $X$  and  $Y$  such that some face  $F$  of  $G'$  contains a vertex from both  $X$  and  $Y$ , we add the face cycle of  $F$  to  $S'$ . Since the number of connected components of  $G'[S']$  decreases with each face cycle added to  $S'$ , we add fewer than  $k$  face cycles in total, each of length at most  $\mathcal{O}(\delta)$ . Thus

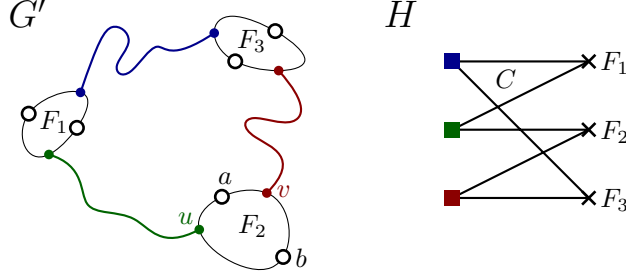


Figure 8: Illustration of the proof of Claim 5.4. By the choice of  $S'$  the vertices  $a$  and  $b$  must be in the same component of  $G'[S']$ , but this is not possible as the union of the red, green, and blue components of  $G' - S'$  separate  $a$  and  $b$ .

$|S'| \leq |S| + \mathcal{O}(k\delta)$ , and  $G'[S']$  has at most  $k$  connected components. Clearly, this greedy procedure can be performed in  $\mathcal{O}(n)$  time.

We claim that the graph  $H(S')$  is a forest. Suppose to the contrary that there is a cycle  $C$  in  $H(S')$ . Let  $A, B, X_a$ , and  $F_b$  be as in the definition of  $H(S')$ . Consider a vertex  $b \in V(C) \cap B$ . Since the corresponding face  $F_b$  is incident to two distinct components of  $G' - S'$  (say, one containing a vertex  $u$  and another containing a vertex  $v$ ), at least two vertices  $a$  and  $b$  in  $S'$  must separate these two components along the face cycle of  $F_b$ , i.e., without loss of generality the vertices  $a, u, b, v$  appear in this order along the face cycle of  $F_b$ ; see Figure 8. Notice that  $a$  and  $b$  must be in the same component of  $S$  as otherwise the boundary cycle of  $F$  would have been added to  $S'$ . On the other hand, notice that the union of the components corresponding to the  $A$ -side vertices of  $C$  form a separator of  $G'$  where  $a$  and  $b$  are in different components; in any fixed embedding, the separation is demonstrated by a closed curve made up of paths inside these components connecting the two neighboring faces along  $C$  and curves inside the faces corresponding to the  $B$ -vertices of  $C$ . Since the separator separates  $a$  and  $b$ , and it is disjoint from  $S'$ , it follows that  $a$  and  $b$  cannot be in the same component of  $G'[S']$ , which is a contradiction. ■

Combining Claim 5.3 and Claim 5.4, we can find, in  $\mathcal{O}(\delta^2 n \log^3 n)$  time, a  $\frac{1}{2}$ -balanced separator  $S$  in  $G'$  such that  $|S| = \mathcal{O}(\delta^2 \log n)$  the graph  $H(S)$  is a forest. Let  $H = H(S)$ , and let  $A, B, X_a$ , and  $F_b$  be as in the definition of  $H(S)$ .

We assign weights to the vertices of  $H$  as follows. The weight of a vertex  $b \in B$  is simply the weight of the corresponding face  $F_b$  of  $G'$ . The weight of a vertex  $a \in A$  is defined as the number of vertices in the component  $X_a$  corresponding to  $a$  plus the total weight of the faces of  $G'$  that are incident only to  $X_a$  among the components of  $G' - S_1$ . Such faces are said to *belong to*  $X_a$ . For a component (tree)  $T$  of  $H$ , a face  $F$  of  $G'$  is said to *belong to*  $T$  if it is represented by some  $b \in V(T) \cap B$  or if it belongs to the component  $X_a$  for some  $a \in V(T) \cap A$ . Observe that the faces of  $G'[S]$  are exactly the unions of the faces that belong to the individual components of  $H$ , and the weights of the faces of  $G'[S]$  correspond to the weights of the components of  $H$ .

**Claim 5.5.** *In  $\mathcal{O}(n)$  time, the separator  $S$  can be turned into a vertex set  $\bar{S}$  of size  $\mathcal{O}(\delta^3 \log n)$  such that  $G'[\bar{S}]$  has split balance at least  $\frac{1}{3}$  (given access to the data structure from Lemma 4.5).*

*Proof.* Consider a component  $T$  of  $H$ . We claim that the union of the faces belonging to  $T$  is a connected region  $R_T$  whose boundary vertices are in  $S$ . Since  $T$  is a component of  $H$ , no face of  $G'$  can contain simultaneously a vertex in  $X_a$  and a vertex in  $X_{a'}$  for some  $a \in V(T) \cap A$  and  $a' \in V(H - T) \cap A$ , because such a face would give rise to a vertex in  $B$  connected to both  $a$  and  $a'$  in  $H$ . Thus, if  $v \in X_a$  for some  $a \in V(T) \cap A$ , then all faces incident to  $v$  belong to  $R_T$ , so  $v \notin \partial R_T$ . Similarly, if  $v \in X_{a'}$  for

some  $a' \in V(H - T) \cap A$ , then no face incident to  $v$  belongs to  $R_T$ , so  $v \notin \partial R_T$ . This shows that indeed  $\partial R_T \subseteq S$ .

We conclude that a face of  $G'[S]$  is either a face of  $G'$  and thus has weight at most  $rn < \frac{n}{2}$ , or it belongs to a component of  $H$ . One can check that constructing  $H$  and finding its maximum weight component can be implemented in  $\mathcal{O}(n)$  time. Consequently, when all components  $T$  of  $H$  have weight at most  $\frac{n}{2}$ , then  $\bar{S} = S$  is a suitable separator.

Suppose that this is not the case, and we have a component  $T$  of  $H$  that has weight greater than  $\frac{n}{2}$ . In the vertex-weighted tree  $T$  (with non-negative weights) of total weight  $w > \frac{n}{2}$ , we can greedily find a vertex  $v$  whose removal cuts  $T$  into parts of weight at most  $\frac{w}{2} \leq \frac{n}{2}$ . (This can be done by rooting  $T$  somewhere and computing all subtree weights in  $\mathcal{O}(n)$  time.) We distinguish two cases based on the type of  $v$ .

**Case 1.**  $v \in B$ .

Then there is a face  $F_v$  corresponding to  $v$ . By adding the vertices of the cycle of  $F_v$  to  $S$ , we get a new separator  $\bar{S}$  that is larger than  $S$  by at most  $\mathcal{O}(\delta)$ , and its split balance is at least  $\frac{1}{2}$ .

**Case 2.**  $v \in A$ .

Then the corresponding component  $X_v$  of  $G' - S$  has weight at most  $\frac{n}{2}$ , since it is a component of  $G' - S$ . We claim that  $v$  has degree  $\mathcal{O}(|S|)$  in  $H$ . Recall that each face that is incident to at least two components of  $G' - S$  must contain at least two vertices of  $S$  that are separated along the face cycle by two vertices from distinct components of  $G' - S$ , i.e., there are two vertices of  $S$  on the face that are not adjacent in  $G'$ . We can draw a curve inside each such face that connects two vertices of  $S$  that are not adjacent in  $G'$ . Since faces are pairwise internally disjoint, these curves form a planar graph on  $S$ . By a consequence of Euler's formula, there are at most  $3|S| - 6$  edges in this graph. It follows that there are at most  $3|S| - 6$  faces that contain simultaneously a vertex from  $X_v$  and a vertex from another component of  $G' - S$ . Thus the degree of  $v$  in  $H$  is  $\mathcal{O}(|S|)$ .

We add the vertices on the faces corresponding to the neighbors of  $v$  in  $H$  to the separator  $S$ , resulting in a new separator  $\bar{S}$ . Since  $v$  has degree  $\mathcal{O}(|S|)$ , the set  $\bar{S}$  is at most  $\mathcal{O}(\delta)$  times larger than  $S$ . Moreover, the split balance of  $\bar{S}$  is at least  $\frac{1}{2}$ .

In both cases we arrived at a separator  $\bar{S}$  with size  $\mathcal{O}(\delta^3 \log n)$  and split balance at least  $\frac{1}{2}$ , and all the manipulations could be executed in  $\mathcal{O}(n)$  time. ■

We can now continue the proof of Lemma 5.2 with the separator  $\bar{S}$  computed above. Thus every face of  $G'[\bar{S}]$  has weight at most  $\frac{n}{2}$ . If there is a face of  $G'[\bar{S}]$  of weight at least  $\frac{n}{3}$ , then let  $U$  be that face. Otherwise, start with any face of  $G'[\bar{S}]$ , and greedily add adjacent (i.e., edge-sharing) faces of  $G'[\bar{S}]$  until a collection  $\mathcal{F}$  of faces is found with sum of weights exceeding  $\frac{n}{3}$ . The collection  $\mathcal{F}$  can be built in  $\mathcal{O}(n)$  time using a breadth-first search on the dual graph of  $G'[\bar{S}]$ . Since each new addition changes the total weight by less than  $\frac{n}{3}$ , the sum of the weights of the faces in  $\mathcal{F}$  is between  $\frac{1}{3}n$  and  $\frac{2}{3}n$ . Let  $U$  be the union of the faces in  $\mathcal{F}$ . Thus the weight of  $U$  is at most  $\frac{2}{3}n + |\bar{S}| = \frac{2}{3}n + o(n) < \frac{3}{4}n$ . Note that  $\partial U$  is covered by edges of  $G'[\bar{S}]$  and therefore has at most  $\mathcal{O}(\delta^3 \log n)$  edges.

If  $\partial U$  is a simple cycle, then it is a cycle separator of length at most  $\mathcal{O}(\delta^3 \log n)$  with split balance at least  $\frac{1}{4}$ . We can apply Lemma 4.7 to get the desired separator.

Suppose now that  $U$  has 'holes', i.e., its boundary is not a simple cycle. Let  $\gamma_1, \dots, \gamma_k$  be the boundaries of the connected components of  $\mathbb{S}^2 \setminus U$  (as simple cycles induced by  $G'[\bar{S}]$ ), with the corresponding region covering total weight  $w_1, \dots, w_k$ , respectively. Notice that  $\sum_{i=1}^k w_i \in [\frac{1}{4}n, \frac{3}{4}n]$  and  $\sum_{i=1}^k |\gamma_i| = \mathcal{O}(\delta^3 \log n)$ . Thus  $\frac{\sum_i w_i}{\sum_i |\gamma_i|} = \Omega\left(\frac{n}{\delta^3 \log n}\right)$ .

Let  $j \in \{1, \dots, k\}$  be the index that maximizes the fraction  $\frac{w_i}{|\gamma_i|}$ . Then  $w_j|\gamma_i| \geq w_i|\gamma_j|$  for all  $i$ . Summing over all  $i$ , we get  $w_j \sum_i |\gamma_i| \geq |\gamma_j| \sum_i w_i$ , and thus  $\frac{w_j}{|\gamma_j|} \geq \frac{\sum_i w_i}{\sum_i |\gamma_i|} = \Omega\left(\frac{n}{\delta^3 \log n}\right)$ . Since the balance of  $C_j$  is at least  $\min\left(\frac{w_j}{n}, \frac{1}{4}\right)$ , the previous inequality gives that its balance is  $\Omega\left(\frac{|\gamma_j|}{\delta^3 \log n}\right) = \Omega(r|\gamma_j|)$ . We now apply Lemma 4.9 on the cycle  $\gamma_j$  in the original graph  $G$ . This yields a geodesic cycle separator  $\gamma$  that splits with balance  $r/2^{\mathcal{O}(\delta)} = \frac{1}{2^{\mathcal{O}(\delta) \log n}}$ , as required.  $\square$

## 5.2 Outcome 3

In this section we prove the following lemma.

**Lemma 5.6 (Outcome 3).** *Let  $G'$  be the face-weighted graph and  $H$  be the greedy filling returned by the last iteration of the iterated greedy filling procedure. Let  $C$  be the face-cycle of  $G$  and  $G'$  based on which  $H$  was created, where each filling face of  $H$  has at most  $rn$  vertices of  $G$  in its interior, and the boundary of each filling face has length at most  $k = \mathcal{O}(\delta)$ .*

*Then in the original graph  $G$ , there exists a shortest path of length  $\mathcal{O}(\delta^2 \log n)$  that is a  $1/7$ -balanced separator. Moreover, this path can be found in  $\mathcal{O}(\delta^2 n \log n)$  time (given access to the data structure from Lemma 4.5).*

*Proof.* Through the proof we assume the black-box access to the greedy filling data structure from Lemma 4.5). Consider now the plane embedding of  $H$  where  $C$  is the boundary of the unbounded face. In the first step, we add a vertex to the interior of each face, and connect it to all vertices of the face; let root denote the vertex added to the unbounded face. Note that this operation preserves planarity; let  $H_\Delta$  denote the resulting graph. Let  $\mathcal{T}$  be the breadth-first search tree of  $H_\Delta$  starting from root.

**Claim 5.7.** *The depth of  $\mathcal{T}$  is  $\mathcal{O}(\delta \log n)$ .*

*Proof.* We will iteratively construct layers in  $H$ , see Fig. 9 (i). Initially, set  $C_1 = C$  and  $H'_1 = H$ , and let  $L_1$  be the set of faces of  $H'_1$  that share an edge with  $C_1$ . Next, we iterate over index  $i = 2, 3 \dots$  with the following procedure. Let  $H'_i$  be the graph obtained by removing the edges that are shared only by the faces in  $L_{i-1}$  from  $H'_{i-1}$ . Let  $C_i$  be the set of edges on the unbounded face of  $H'_i$ . We continue this procedure until the graph  $H'_i$  is empty. Let  $\ell$  be the largest layer index in this procedure, and let  $L_{\geq i} = L_i \cup L_{i+1} \cup \dots \cup L_\ell$  denote the set of faces of  $H'_i$ . Since each face of  $L_{i+1}$  shares a vertex with some face of  $L_i$ , and we can get from any vertex of a face to any other vertex of the face in two steps inside  $H_\Delta$ , we have that any vertex of  $L_i$  is within distance  $2i + 1$  to root.

Observe that it remains to prove that  $\ell = \mathcal{O}(\delta \log n)$ . Since each filling face of  $H$  has length at most  $k$  and each edge of  $C_i$  is shared with some face of  $L_i$ , and face of  $L_i$  are no longer than  $k$ , it means that  $|C_i| \leq k \cdot |L_i|$ . On the other hand, we can apply Lemma 4.6 on each component cycle of  $C_i$  and get  $|L_{\geq i}| \leq |C_i|$ . Thus  $|L_{\geq i}| \leq k|L_i|$ , which gives  $|L_i| \geq \frac{1}{k}|L_{\geq i}|$  and  $|L_{\geq i+1}| \leq \left(1 - \frac{1}{k}\right)|L_{\geq i}|$ . Consequently, after  $\ell = \log_{\frac{1}{1-1/k}} n = \mathcal{O}(k \log n) = \mathcal{O}(\delta \log n)$  iterations, the graph  $H_\ell$  is empty, and the procedure terminates.  $\blacksquare$

Next, we continue our construction. Let  $H_\Delta^*$  be the dual graph of  $H_\Delta$ . For each filling face  $F$  of  $H$ , let  $F^*$  be some fixed vertex in  $H_\Delta^*$  whose dual triangle is inside  $F$ . Similarly, for each vertex  $v \in V(H)$  let  $v^*$  be the vertex of  $H_\Delta^*$  corresponding to some triangular face that is incident to  $v$  in  $H_\Delta$ . Initially we set the weight of all vertices in  $H_\Delta^*$  to 0, and then for each  $F$  with weight  $w(F) \leq rn$  (recall that the weight of  $F$  is the number of  $G$ -vertices in its interior on  $\mathbb{S}^2$ ) we increase the weight of  $F^*$  by  $w(F)$ . Similarly, for each  $v \in V(H)$  we increase the weight of  $v^*$  by one. Note that the vertices  $F^*$  are pairwise distinct, but the vertices  $v^*$  may coincide with each other and with the vertices  $F^*$ . Since each dual vertex can receive at most 3 unit weights (from the vertices of the corresponding triangle) and at most one face weight of  $H$ , the maximum weight of a vertex is at most  $rn + 3$ .



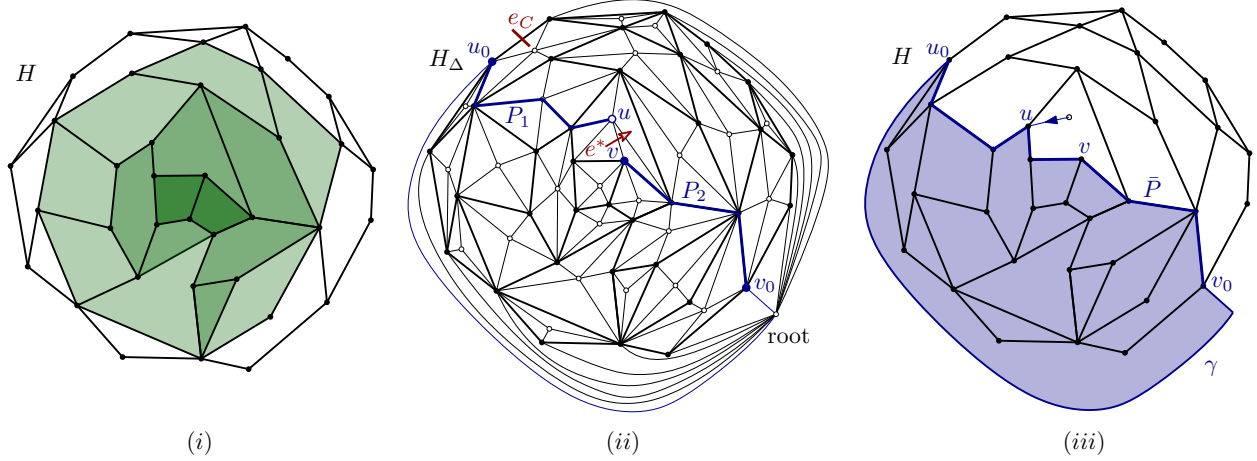


Figure 9: (i) The layers of  $H$ . (ii) The graph  $H_\Delta$  and a balanced separator edge  $e^*$  of the dual tree  $\mathcal{T}^*$ . The paths  $P_1$  and  $P_2$  are connecting  $u$  and  $v$  inside the BFS tree  $\mathcal{T}$  to root. (iii) Since  $u \notin V(H)$ , it had to be moved to the next vertex on  $P_1$ . The bounded region of  $P^\circ = \bar{P} \cup \gamma$  (shaded blue) has those faces of  $H_\Delta$  whose dual vertices are behind  $e^*$  in  $\mathcal{T}^*$ , except some of those where the containing  $H$ -face shares an edge with  $\bar{P}_0$ .

Recall that each edge  $e$  in  $H_\Delta$  corresponds to an edge  $e^*$  in the dual graph. The endpoints of  $e^*$  are the dual vertices corresponding to the faces on opposite sides of the edge  $e$ . Let  $\mathcal{T}^*$  be the graph spanned by the edges  $e^*$  of the dual graph  $H_\Delta^*$  whose corresponding edges in the primal graph are not in  $\mathcal{T}$ .

**Claim 5.8.**  $\mathcal{T}^*$  is a cubic tree on the faces of  $H_\Delta$  whose dual edges are not incident to root.

*Proof.* The maximum degree of the graph  $\mathcal{T}^*$  is three because it is a subgraph of the dual graph of a triangulated graph. Observe that  $\mathcal{T}$  is a spanning tree of  $H_\Delta$ , therefore, by [85, Theorem XI.6]  $\mathcal{T}^*$  is also a spanning tree of  $H_\Delta^*$ . Finally, since  $\mathcal{T}$  is a BFS tree from root, all edges incident to root are included in it, thus  $\mathcal{T}^*$  cannot include the dual of such an edge, which concludes the proof. ■

**Claim 5.9.** There exists an edge  $e^*$  in  $\mathcal{T}^*$  that is a  $(1/4)$ -balanced separator in  $\mathcal{T}^*$ .

*Proof.* According to Claim 5.8,  $\mathcal{T}^*$  is a cubic tree. Each vertex in this tree has weight at most  $rn + 3 < 3 + n/\log n$  and the total weight is  $n$ . Therefore, there exists a vertex  $v$  such that each connected component of  $\mathcal{T}^* - v$  has at most  $2/3$  fraction of the total weight. (Such a vertex could be found for example by traversing  $\mathcal{T}^*$  from some arbitrary leaf, moving towards the heavier subtree). Among the three edges incident to such a vertex select the one that points towards the heaviest component which therefore has weight at least  $(n - 3 - n/\log n)/3 > (n - 3n/\log n)/3$ , leaving weight at most  $2n/3 + 3n/\log n < 3n/4$  weight for the other component (as  $n$  is large enough). ■

Now, consider an edge  $e^*$  that serves as a balanced separator in  $\mathcal{T}^*$ , see Fig. 9 (ii). Let  $e$  be the edge corresponding to  $e^*$  in the primal graph  $H_\Delta$ , and let  $u$  and  $v$  be the endpoints of  $e$ . Let  $u_0 \in V(C)$  be the vertex on the outer face that lies on the path from the vertex root to  $u$  in the BFS tree  $\mathcal{T}$ . Note that, due to  $\mathcal{T}$  being a BFS tree, there exists exactly one such vertex. Similarly, let  $v_0 \in V(C)$  be the vertex on the outer face that lies on the path from  $u$  to root in  $\mathcal{T}$ .

**Claim 5.10.** Let  $P$  be the shortest path between  $a$  and  $b$  in  $G$ , and let  $\bar{P}$  be an  $\alpha$ -balanced path separator of  $G$  with endpoints  $a, b$ . If  $\bar{P}$  has length  $\mathcal{O}(\delta^2 \log n)$  then  $P$  is an  $(\alpha - 1/20)$ -balanced separator.

*Proof.* Consider the starting face of the greedy filling  $H$  as the outer face. Define the closed walk  $W = P \cup \bar{P}$  in  $G$ . Let  $\gamma_1, \dots, \gamma_k$  be the boundaries of faces of  $W$ , which are simple cycles. By assumption we have that  $|P| \leq |\bar{P}| = \mathcal{O}(\delta^2 \log n)$ , thus  $|W| = \mathcal{O}(\delta^2 \log n)$ . Based on Lemma 4.6, the cycle  $\gamma_i$  interacts with at most  $\mathcal{O}(\delta|\gamma_i|)$  faces of  $H$ . Each face has a weight of at most  $rn$ . Hence, at most  $w^* = rn \cdot \mathcal{O}\left(\sum_{i=1}^k \delta|\gamma_i|\right) \leq \mathcal{O}(rn\delta|W|)$  weight is placed on different sides of the separators  $P$  and  $\bar{P}$ . Since  $rn\delta|W| < \mathcal{O}(n/c)$ . By setting  $c$  large enough, we have that  $w^* = \mathcal{O}(n/c) < n/20$ , and each connected component of  $G - P$  has weight at most  $(1 - \alpha)n + w^* < (1 - \alpha + 1/20)n$ . ■

Consider a shortest path  $P$  between  $u_0$  and  $v_0$ . Next, we show that this path is indeed a balanced separator.

**Claim 5.11.** *The shortest path from  $u_0$  to  $v_0$  in  $G$  is a  $(1/7)$ -balanced separator of length  $\mathcal{O}(\delta^2 \log n)$ .*

*Proof.* Let  $P_1$  be the path from  $u$  to  $u_0$ , and let  $P_2$  be the path from  $v$  to  $v_0$  (both in  $H_\Delta$ ). If  $u$  or  $v$  is not a vertex of  $H$  (i.e., it is the vertex added to the middle of the face in  $H$ ), then exchange it for its neighbor along  $P_1$  or  $P_2$ ; as a result we may assume that  $u, v$  are on the boundary cycle of the same filling face of  $H$ . Let  $P_3$  be the shortest path between  $u$  and  $v$  along this filling face.

By Claim 5.7 the walk  $\bar{P}_0 = P_1 \cup P_2 \cup P_3$  has length  $\mathcal{O}(\delta \log n)$ , with endpoints  $u_0$  and  $v_0$  in  $H$ . We now lift  $\bar{P}_0$  to  $H$ , i.e., a vertex  $v$  of  $\bar{P}_0$  is either already a vertex of  $G$ , or  $v$  corresponds to a face  $F$  in  $H$ , and then we connect the neighbors of  $v$  (which are vertices of  $G$ ) with a shortest path along the boundary of  $F$ . Since the neighbors of  $v$  are on the same filling face, this operation increases the length by a factor of at most  $k = \mathcal{O}(\delta)$ , so  $|\bar{P}| = \mathcal{O}(\delta^2 \log n)$ . We then proceed to remove any loops (i.e., intervals of the walk with the same start and end vertex) to get the final path  $\bar{P}$ . See Fig. 9 (iii) for an illustration.

Recall that all edges incident to root are in  $\mathcal{T}$ , and one of the incident faces to root is the outer face of  $H_\Delta$ . Let  $e_C$  be the unique edge of  $\mathcal{T}^*$  that ends in the dual of the outer face of  $H_\Delta$ .

We add a curve  $\gamma$  of the path  $u_0$  root  $v_0$  from  $u_0$  to  $v_0$  inside the face  $C$  to create a closed curve  $P^\circ = \bar{P} \cup \gamma$ . We fix an orientation on  $P^\circ$ , and let us orient  $e^*$  to point towards  $e_C$  inside  $\mathcal{T}^*$ . Observe moreover that if a vertex  $F^*$  of  $H_\Delta^*$  is behind  $e^*$  in  $\mathcal{T}^*$ , then the face  $F$  in the primal graph is typically in the bounded face of  $P^\circ$ ; similarly, if  $F^*$  is after  $e^*$  in  $\mathcal{T}^*$ , then  $F$  is typically in the unbounded face of  $P^\circ$ . The only possible exception to this is when  $F$  is inside a face of  $H$  that is incident to  $\bar{P}_0$ , as the lifting step may place such faces on the other side of  $P^\circ$ . (Note that when  $u_0 = v_0$ , then this curve has length 0, and one of its sides is empty.)

We will now show that the path  $\bar{P}$  serves as a  $1/5$ -balanced separator in  $G$ . Let  $\mathcal{F}$  denote the set of filling faces in  $H$  that share an edge with  $\bar{P}_0$ . Claim 5.9 implies that each side of  $e^*$  has weight at most  $3n/4$ . By the above observation, we know that face weights and vertex weights can differ between the  $e^*$ -separation and the  $\bar{P}$ -separation only when the face is in  $\mathcal{F}$  or the vertex is incident to some face in  $\mathcal{F}$ . Notice that  $|\mathcal{F}| \leq 2|\bar{P}_0| = \mathcal{O}(\delta^2 \log n)$ , thus the total face weight and vertex weight of  $\mathcal{F}$  is at most  $(rn + k) \cdot \mathcal{O}(\delta^2 \log n) < \mathcal{O}(n/c) < n/10$  when  $c$  is large enough, so each side of  $\bar{P}$  has weight at most  $3n/4 + n/20$ , i.e.,  $\bar{P}$  has balance at least  $n/5$ .

Let  $P$  be the shortest path between  $u_0$  and  $v_0$  in  $G$ . By Claim 5.10 applied to  $\bar{P}$  and  $P$  we have that the shortest path  $P$  is a separator of  $G$  with balance  $n/5 - n/20 > n/7$ . ■

It is important to observe that the construction of the BFS tree  $\mathcal{T}$  can be done in linear time. Similarly, triangulating a planar graph, finding the dual graph, and obtaining the tree  $\mathcal{T}^*$  can also be achieved in linear time. To find an edge  $e^*$  that serves as a balanced separator in  $\mathcal{T}^*$ , we can precompute the subtree weights of  $\mathcal{T}^*$  and greedily walk to a balanced edge, doing  $\mathcal{O}(1)$  weight checks per traversed vertex, requiring a total time complexity of  $\mathcal{O}(n)$ . The shortest path between  $u_0$  and  $v_0$  can be found in  $\mathcal{O}(n \log(n))$  time. This concludes the proof of Lemma 5.6. □

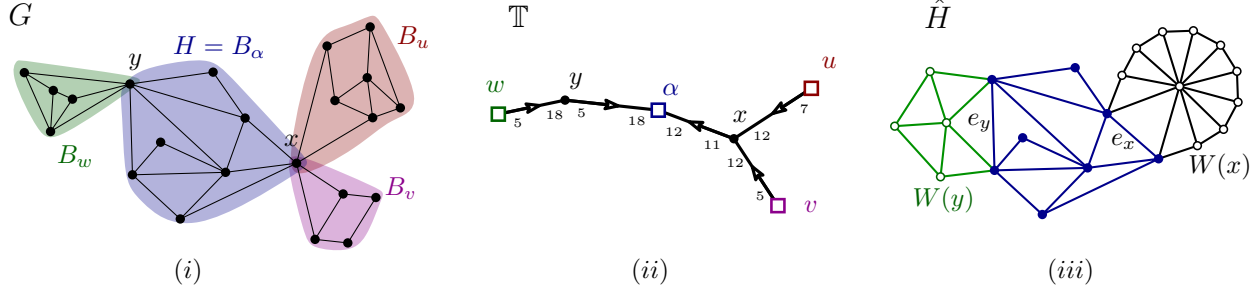


Figure 10: (i) A graph  $G$  and its 2-connected blocks with cut vertices  $x, y$ . (ii) The block-cut tree  $\mathbb{T}$  of  $G$  and the weights  $\omega(\mathbb{T}_{uv}^{L,R})$  on each edge  $uv$ . (iii) The graph  $\hat{H}$  that we get by attaching wheels. A vertex that cuts off  $k$  vertices is associated with a wheel  $W_{k+1}$ .

**Remark 5.12.** If we choose  $c$  large enough, then we can achieve a balance arbitrarily close to  $1/3$  for the path separator case of Lemma 5.1.

### 5.3 Proof of Theorem 1.1

Recall that Lemma 5.2 and Lemma 5.6 together conclude the proof of Lemma 5.1. This gives us a construction of a balanced separator when the input graph is 2-connected. Now, we conclude the proof of Theorem 1.1 by reducing the case of connected graphs to the case of 2-connected graphs.

Let  $\mathbb{T}$  be the block-cut tree of  $G$ . The vertices in this tree correspond to maximal 2-connected components of  $G$  or cut-vertices of  $G$ . If  $x \in V(\mathbb{T})$  corresponds to a 2-connected component of  $G$ , then it identifies a set  $B_x \subseteq V(G)$  that induces a maximal 2-connected component of  $G$ . Otherwise,  $x$  simply corresponds to a cut-vertex of  $G$ . For an edge  $uv \in E(\mathbb{T})$ , it corresponds to a bridge of  $G$  if in the original graph  $G$ , there was a bridge connecting  $G[B_u]$  to  $G[B_v]$ . Otherwise, an edge  $uv \in E(\mathbb{T})$  corresponds to the 2-connected component  $G[B_v]$  and a cut-vertex  $u$  or component  $G[B_u]$  and a cut-vertex  $v$ , see Fig. 10. Note that a cut-vertex may be inside several 2-connected components at once.

Next, we direct the edges of  $\mathbb{T}$  as follows. For an edge  $uv \in E(\mathbb{T})$ , let  $\mathbb{T}_{uv}^L$  and  $\mathbb{T}_{uv}^R$  be two connected components obtained by deleting  $uv$  from  $\mathbb{T}$ , such that  $u \in \mathbb{T}_{uv}^L$  and  $v \in \mathbb{T}_{uv}^R$ . For  $i \in \{L, R\}$ , let  $\omega(\mathbb{T}_{uv}^i)$  be defined as  $|\bigcup_{x \in \mathbb{T}_{uv}^i} B_x|$ . The edge  $uv$  is directed from  $u$  to  $v$  if  $\omega(\mathbb{T}_{uv}^L) > \omega(\mathbb{T}_{uv}^R)$ . Otherwise, we direct the edge  $uv$  from  $v$  to  $u$ . See Fig. 10(ii) for an illustration. It is important to observe that each edge of  $\mathbb{T}$  is now directed, and since  $\mathbb{T}$  is a tree, it has exactly  $|V(\mathbb{T})| - 1$  edges. The sum of the outdegrees is also  $|V(\mathbb{T})| - 1$ . Consequently, there exists a vertex  $\alpha \in V(\mathbb{T})$  that has no outgoing directed edge. If some 2-connected component  $B_v$  has more than  $n/20$  vertices, then we can use Lemma 5.1 directly on  $G[B_v]$ . The resulting path or cycle has balance at most 20 times worse on  $G$ , i.e., we either have a geodesic cycle with balance  $\frac{1}{2^{\mathcal{O}(\delta)} \log n}$  or a shortest path with balance  $n/140$ . For the rest of the proof, suppose that each component  $B_v$  has size at most  $n/20$ .

Observe that when  $\alpha$  corresponds to a cut-vertex in  $G$ , we are done because the length-0 shortest path from  $\alpha$  to  $\alpha$  serves as a  $1/3$ -balanced separator. In the other case,  $\alpha$  corresponds to a 2-connected component of  $G$ . It is important to note that we can assume  $|B_\alpha| > 1$ , as if  $|B_\alpha| = 1$ , a single vertex would act as a  $1/3$ -balanced separator. We now need to analyze the case when  $|B_\alpha| > 1$ .

Let  $H = G[B_\alpha]$ . Observe that the graph  $H$  is 2-connected; however, we cannot directly apply Lemma 5.1 as  $H$  itself may be small. The idea is to modify  $H$  in such a way that the separator, after applying Lemma 5.1, corresponds to the balanced separator in  $G$ . More concretely, for any integer  $k \geq 1$ , let  $W_k$  denote the *wheel graph* with  $k$  vertices. In other words,  $W_1$  consists of a single vertex;  $W_2$  is an edge;  $W_3$  is a triangle; and for every  $k \geq 4$ , let  $W_k$  be a cycle with  $k - 1$  vertices and an additional universal vertex connected

to all  $k - 1$  vertices of the cycle. It should be noted that  $W_k$  is a planar graph for all  $k \in \mathbb{N}$ , and we will consider a plane embedding where the universal vertex is drawn inside the cycle.

Let  $N(\alpha) \subseteq V(H)$  be the set of cut vertices of  $G$  that are in  $V(H)$ . For each vertex  $x \in N(\alpha)$ , we arbitrarily select an edge  $e_x \in E(H)$  that is adjacent to  $x$ . Next, for every  $x \in N(\alpha)$ , we create a copy of  $W_{k+1}$ , where  $k = \omega(\mathbb{T}_{x\alpha}^L)$ , and name it  $W(x)$ . We connect the aforementioned copy to  $H$  by identifying two adjacent vertices of the  $k + 1$ -length cycle of  $W(x)$  with  $e_x$ , i.e., the resulting graph has  $k - 1$  new vertices (recall that the cut vertex has been shared) and  $|E(W_{k+1}) - 1|$  new edges. This is illustrated in Fig. 10(iii).

Observe that we can naturally define the bijection  $\eta : V(G) \rightarrow V(\widehat{H})$ . If  $x \in V(H)$ , then  $\eta(x) = x$ . Next, for every  $x \in N(\alpha)$ , we map all vertices from  $\bigcup_{x \in \mathbb{T}_{x\alpha}^L} B_x$  to the vertices of  $W(x) - e_x$  in the order of their labels. In particular, the number of vertices in  $\widehat{H}$  is equal to the number of vertices in  $G$ . Now, we prove the following properties of  $\widehat{H}$ .

**Proposition 5.13.** If  $G$  is a connected planar  $\delta$ -slim graph, then  $\widehat{H}$  is a 2-connected planar  $(\delta + 6)$ -slim graph.

*Proof.* First, observe that  $\widehat{H}$  is planar, because we simply add a copy of the planar graph  $W_k$  and connect its outer-face vertices to the endpoints of some edges in the planar graph  $H$ . Similarly, notice that  $\widehat{H}$  is 2-connected because the original graph  $H$  is 2-connected, and we add a 2-connected graph  $W_k$  to two different edges of  $H$ . One can verify that this construction also works for  $k = 1$  and  $k = 2$ .

Therefore, it remains to show that  $\widehat{H}$  is  $(\delta + 6)$ -slim. To do this, observe that  $H$  is  $\delta$ -slim because it is a 2-connected component of  $G$ , consequently, any shortest path in  $H$  is also a shortest path in  $G$ .

Next, observe that each vertex of  $W_k$  is within distance 3 from the vertices of  $H$  that  $W_k$  was connected to. Therefore, any shortest path in  $\widehat{H}$  lies within the 3-neighborhood of some shortest path in  $H$ , and by the same argument, each side of a triangle of  $\widehat{H}$  is in the 3-neighborhood of the corresponding side of a triangle in  $H$ . Hence, the graph  $\widehat{H}$  is  $(\delta + 6)$ -slim.  $\square$

We observe that a separator of  $\widehat{H}$  that happens to fall into  $H$  is a good separator for  $G$ .

**Observation 5.14.** Let  $\beta \in (0, 1/3)$  be a fixed constant. Let  $\widehat{P}$  be a  $\beta$ -balanced separator in  $\widehat{H}$  such that  $V(\widehat{P}) \subseteq V(H)$ . Then  $\widehat{P}$  is also a  $\beta$ -balanced separator in  $G$ .

**Claim 5.15.** Let  $\widehat{P}$  be a  $1/7$ -balanced shortest path separator in  $\widehat{H}$  guaranteed by Lemma 5.1. Then, there exist a  $1/140$ -balanced shortest path separator in  $G$ , and based on  $\widehat{P}$  it can be computed in  $\mathcal{O}(n)$  time.

*Proof.* If  $V(\widehat{P}) \subseteq V(H)$ , then according to Observation 5.14,  $\widehat{P}$  is also a separator in  $G$  with the same balance. Thus, there must be at least one vertex in  $\widehat{P}$  that belongs to a wheel graph  $W$ . Let  $e \in H$  be the edge connecting the connection points of this  $W$ . We modify  $\widehat{P}$  by removing the vertices of  $W$ . Since a shortest path cannot enter and then exit  $W$  (as that would be a detour), we are simply removing some starting or ending segment from the path, thus even after this modification, the path remains a shortest path. We do the same modification on the other end of  $\widehat{P}$  if necessary. Let  $P_G$  be the resulting path, and let  $a, a' \in V(H)$  be the points where  $W$  is attached to  $H$ . We claim that  $P_G$  is a  $1/140$ -balanced separator in  $G$ . Observe that the balance difference of  $\widehat{P}$  in  $\widehat{H}$  and of  $P_G$  in  $G$  is entirely due to the vertices in the (at most two) wheels at the ends of  $\widehat{P}$  that fall into  $V(\widehat{H}) \setminus V(H)$ . For a wheel  $W$  recall that its number of vertices outside  $H$  is the number of vertices in some 2-connected component  $B_v$ , which in turn has size at most  $n/20$ . Thus any component of  $G - P_G$  has size at most  $6n/7 + 2 \cdot n/20 < n - n/140$ .  $\blacksquare$

**Claim 5.16.** Let  $\widehat{C}$  be a  $\beta$ -balanced geodesic cycle separator in  $\widehat{H}$ . Then there exists a geodesic cycle separator  $C$  in  $G$  of balance at least  $\beta$ , or a single vertex (shortest path of length 0) with balance  $1/2$ , and the separator can be computed in  $\mathcal{O}(\delta n \log \log n)$  time.

*Proof.* Let  $\widehat{C}$  be the geodesic cycle separator in  $\widehat{H}$ . First consider the case when the cycle contains some vertex of  $V(\widehat{H}) \setminus V(H)$ , i.e., some newly added vertex of a wheel  $W(x)$ . If  $\widehat{C}$  were a cycle completely contained within  $W(x)$ , then it would have to be a triangle, so any geodesic cycle of  $G$  is a suitable separator (as  $n$  must be small). We can find a geodesic cycle by finding any cycle in linear time, and then applying Lemma 4.9.

Suppose now that  $C$  has some vertex  $v \in W(x) \cap V(\widehat{H}) \setminus V(H)$  but it is not entirely contained in  $W(x)$ . Since  $C$  is a cycle, it must enter and exit  $W(x)$  at the endpoints of the edge  $e_x$  to which  $W(x)$  was glued. Since  $C$  is geodesic, it must contain the edge  $e_x$ . This is a contradiction to  $C$  not being contained in  $W_x$ .

Therefore, we can assume that  $V(\widehat{C}) \subseteq V(H)$ . According to Observation 5.14, the balance of  $\widehat{C}$  in  $\widehat{H}$  is the same as the balance of  $\widehat{C}$  in  $G$ , which concludes the proof.  $\blacksquare$

We utilize Lemma 5.1 on the graph  $\widehat{H}$ , which is a 2-connected  $(\delta + 6)$ -slim (and thus planar  $\mathcal{O}(\delta)$ -hyperbolic) graph. Lemma 5.1 provides two possible cases: (i) a shortest path separator, or (ii) a geodesic cycle separator. In the first case, we employ Claim 5.15 to establish that the original graph also possesses a shortest path separator with balance  $1/140$ . In the latter case, we similarly use Claim 5.16 to obtain a geodesic cycle separator with suitable balance. It is worth noting that the constructions outlined in Claim 5.16 can be implemented in linear time by scanning through the edges of  $G$ . This concludes the proof of Theorem 1.1.

**Remark 5.17.** By a more careful analysis of the constants, the above arguments yield a balance of  $1/21 - \varepsilon$  for the path separation case.

## 6 Applications of the Separator Theorem

In this section, we present two applications of our separator theorem. First, we show a near-linear time FPTAS for MAXIMUM INDEPENDENT SET. Second, we prove a near-linear time FPTAS for the TRAVELING SALESPERSON problem. To prove both of these results, however, we need to obtain an  $r$ -division, which we can obtain by strengthening the balance of our separator.

### 6.1 Division by a Stronger Balance

Our goal is to obtain a (weak)  $r$ -division, following the work of Frederickson [49], using the separator of Theorem 1.1. To this end, we first strengthen the balance of our separator theorem. Recall that Theorem 1.1 yields an in-class separator by Lemma 4.3. (For the TRAVELING SALESPERSON problem, it is additionally important that the separator of Theorem 1.1 yields connected separators, but we defer this discussion until later.)

We prove that most balanced separators can be ‘pumped’ to be  $1/2$ -balanced, while still being in-class. We call a function  $g : \mathbb{N} \rightarrow \mathbb{R}$  is *sublinear* if  $g(n) = \mathcal{O}(n^{1-\varepsilon})$  for some fixed  $\varepsilon > 0$ .

**Lemma 6.1.** *Let  $\mathcal{G}$  be a class of connected graphs and let  $\mathcal{T}, \text{sep} : \mathbb{N} \rightarrow \mathbb{N}$  and  $\alpha : \mathbb{N} \rightarrow \mathbb{R}^+$  be functions (possibly depending on  $\mathcal{G}$ ) such that  $\alpha(n) < 1$  for any  $n \in \mathbb{N}$ ,  $\text{sep}(\cdot)$  is sublinear,  $\alpha(\cdot)$  is monotone non-increasing, and  $\mathcal{T}(\cdot), \text{sep}(\cdot)$  are monotone non-decreasing. Suppose that for any  $n$ -vertex graph  $G \in \mathcal{G}$  one can compute in  $\mathcal{T}(n)$  time an  $\alpha(n)$ -balanced in-class separator of size  $\text{sep}(n)$ . Then one can compute in  $\mathcal{O}(\mathcal{T}(n)/\alpha(n))$  time a  $1/2$ -balanced in-class separator of size  $\mathcal{O}(\text{sep}(n)/\alpha(n))$ .*

*Proof.* Let  $G \in \mathcal{G}$  with  $n$  vertices. We apply the following recursive procedure, starting with  $G_0 = G$ . Let  $G_i \in \mathcal{G}$  and let  $n_i$  be the number of vertices of  $G_i$ . Use the assumed algorithm to compute an  $\alpha(n_i)$ -balanced in-class separator  $Z_i$  of  $G_i$  of size  $\text{sep}(n_i)$ . Let  $C$  be the largest connected component of  $G_i - Z_i$ . If  $|V(C)| \geq \frac{1}{2}n$ , then let  $G_{i+1} = G_i[V(C) \cup Z']$  and recurse. Otherwise, the procedure terminates.



Let  $k$  be the number of recursive calls. Note that  $n_{i+1} \leq (1 - \alpha(n_i)) \cdot n_i + \text{sep}(n_i) \leq (1 - \alpha(n)) \cdot n_i + \text{sep}(n)$  by the monotonicity of  $\alpha$  and  $\text{sep}$ . Hence,  $n_k \leq (1 - \alpha(n))^k \cdot n + \sum_{i=0}^{k-1} ((1 - \alpha(n))^i \cdot \text{sep}(n)) \leq (1 - \alpha(n))^k \cdot n + \frac{1}{\alpha(n)} \cdot \text{sep}(n)$ . By the description of the procedure,  $n_k \leq \frac{1}{2}n$ . To obtain an upper bound of  $k$ , we instead seek the value of  $k$  when  $(1 - \alpha(n))^k \cdot n + \frac{1}{\alpha(n)} \cdot \text{sep}(n) \leq \frac{1}{2}n$ . Then  $k = \mathcal{O}(1/\ln(1 - \alpha(n))) = \mathcal{O}(\frac{1}{\alpha(n)})$ , where the hidden constant depends on (the sublinearity of)  $\text{sep}(\cdot)$ .

Let  $Z = \bigcup_{i=0}^k Z_i$ . We claim that  $Z$  is the  $1/2$ -balanced in-class separator of size  $\mathcal{O}(\frac{1}{\alpha(n)} \cdot \text{sep}(n))$  we are looking for. By the monotonicity of  $\mathcal{T}$  and  $\text{sep}$ , the bounds on the running time and  $|Z|$  follow. By construction, no connected component of  $G - Z$  has a size larger than  $\frac{1}{2}n$ . By induction on the recursive procedure and the fact that the separator is in-class, we can observe that  $G[Z \cup \bigcup_{C \in \mathcal{C}} V(C)] \in \mathcal{G}$  for every subset  $\mathcal{C}$  of the set of connected components of  $G - Z$ . Hence, the computed separator is in-class.  $\square$

In the following, we implicitly use that any  $\delta$ -hyperbolic graph is  $\mathcal{O}(\delta)$ -slim. Using the above lemma, we can immediately prove Corollary 1.2.

**Corollary 1.2.** *For any  $\delta \geq 0$ , the class of connected planar  $\delta$ -hyperbolic graphs has a  $1/2$ -balanced in-class separator of size  $2^{\mathcal{O}(\delta)} \log n$  that can be computed in  $2^{\mathcal{O}(\delta)} \cdot n \log^5 n$  time.*

*Proof.* Observe that Theorem 1.1 yields an in-class separator by Lemma 4.3. We note that Theorem 1.1 returns either a separator  $X$  of size  $\mathcal{O}(\delta^2 \log n)$  and a constant balance or a separator  $Y$  of size  $\mathcal{O}(\delta)$  and balance  $2^{-\mathcal{O}(\delta)}/\log n$ . We follow the proof of Lemma 6.1 using this separator. Indeed, the running time, size bound, and balance factor satisfy the conditions of the lemma. In the procedure of Lemma 6.1, we note that the separator of the first type is only used a constant number of times before the connected components have a size at most  $\frac{1}{2}n$ . Hence, following the analysis of Lemma 6.1, the total size of the separator is  $2^{\mathcal{O}(\delta)} \log n$ . The running time is immediate from Theorem 1.1 and Lemma 6.1.  $\square$

We now describe how to obtain the (weak)  $r$ -division. The following definition and algorithm originates in the work of Frederickson [49] (see also Lipton and Tarjan [74]).

**Definition 6.2** (Weak  $r$ -division). For a set  $\mathcal{P}$  of subsets of  $V(G)$ , we define its boundary to be the set of vertices that occur in more than one subset:

$$\partial(\mathcal{P}) := \{v \in P_1 \cap P_2 \mid P_1, P_2 \in \mathcal{P} \text{ with } P_1 \neq P_2\}.$$

For any integer  $r \in \mathbb{N}$ , a *weak  $r$ -division* of a graph  $G$  is a set  $\mathcal{P}$  of subsets of  $V(G)$  such that (i)  $\bigcup_{P \in \mathcal{P}} P = V(G)$ , (ii)  $|P| \leq r$  for each  $P \in \mathcal{P}$ , (iii)  $|\mathcal{P}| = \Theta(n/r)$ , and (iv)  $|\partial(\mathcal{P})| = \mathcal{O}(n/\sqrt{r})$ . The stronger notion of an  *$r$ -division* replaces the latter condition by the demand that each set in  $\mathcal{P}$  shares at most  $\sqrt{r}$  vertices in total with the other sets in  $\mathcal{P}$ .

We call each set in  $\mathcal{P}$  a *group* of the (weak)  $r$ -division. The vertices of a group that are unique to it are called *interior* vertices, while the vertices in  $\partial(\mathcal{P})$  are called *boundary vertices*.

**Lemma 6.3.** *Let  $\mathcal{G}$  be a class of connected graphs and let  $\mathcal{T}, \text{sep} : \mathbb{N} \rightarrow \mathbb{N}$  be functions (possibly depending on  $\mathcal{G}$ ) such that  $\text{sep}(n) = \mathcal{O}(\sqrt{n})$  and  $\text{sep}(\cdot), \mathcal{T}(\cdot)$  are monotone non-decreasing. Suppose that for any  $n$ -vertex graph  $G \in \mathcal{G}$  one can compute in  $\mathcal{T}(n)$  time a  $1/2$ -balanced in-class separator of size  $\text{sep}(n)$ . Then there exists an integer  $s$  such that for any  $n$ -vertex graph  $G \in \mathcal{G}$  and integer  $r$  with  $s < r < n$ , one can compute in  $\mathcal{O}(\mathcal{T}(n) \log n)$  time a weak  $r$ -division  $\mathcal{P}$  such that  $G[P] \in \mathcal{G}$  for any  $P \in \mathcal{P}$ .*

This procedure is the same as the one in Frederickson [49, Lemma 1]. We describe it explicitly here, because we also need to show that each group is in  $\mathcal{G}$ .

*Proof.* Let  $G \in \mathcal{G}$  with  $n$  vertices. We apply the following recursive procedure, starting with  $G' = G$ . Let  $G' \in \mathcal{G}$  and let  $n'$  be the number of vertices of  $G'$ . If  $n' \leq r$ , then we return  $V(G')$  as a group. Otherwise, use the assumed algorithm to compute a  $1/2$ -balanced in-class separator  $Z'$  of  $G'$  of size  $g(n')$ . Split the vertices of the connected components of  $G' - Z'$  into two parts  $X$  and  $Y$  such that  $|X|, |Y| \leq \frac{2}{3}n'$  and any two vertices of a connected component of  $G' - Z'$  are either both in  $X$  or both in  $Y$ . Recurse on  $G'[X \cup Z']$  and on  $G'[Y \cup Z']$ . Note that both induced subgraphs are in  $\mathcal{G}$  by the assumption that the separator is in-class. Return the union of the sets of groups found.

Let  $\mathcal{P}$  denote the set of the groups computed by this procedure. We observe that every group of  $\mathcal{P}$  is in  $\mathcal{G}$ . Furthermore, every group has at most  $r$  vertices, and there are  $\Theta(n/r)$  groups. Moreover, at most  $\mathcal{O}(\log(n/r))$  levels of recursion are needed, and thus the running time is  $\mathcal{O}(\mathcal{T}(n) \log n)$ .

It remains to analyze  $|\partial(\mathcal{P})|$ . We follow the analysis of Klein et al. [64]. Following the recursive procedure and the assumption that  $\text{sep}(n) = \mathcal{O}(\sqrt{n})$ , observe that  $|\partial(\mathcal{P})|$  is bounded by

$$B_r(n) \leq \begin{cases} \rho\sqrt{n} + \max_{\{\alpha_i\}_{i=1}^2} \sum_{i=1}^2 B_r(\alpha_i n) & \text{if } n > r \\ 0 & \text{otherwise,} \end{cases}$$

where  $\alpha_i \leq 2/3 + c/\sqrt{n}$  for  $i = 1, 2$  and  $1 \leq \sum_{i=1}^2 \alpha_i \leq 1 + c/\sqrt{n}$  for some constants  $c, \rho$ . We can then apply Lemma 2 of [64] (using  $\beta = 1/2$  and with minor modification to account for two  $\alpha$  values instead of eight) to show that  $|\partial(\mathcal{P})| \leq B_r(n) = \mathcal{O}(\rho n/\sqrt{r})$  when  $r$  is larger than some (constant) integer  $s$ .  $\square$

**Corollary 6.4.** *For some  $\delta$ , let  $G$  be a  $n$ -vertex connected planar  $\delta$ -hyperbolic graph. Then there exists an integer  $s$  such that for any integer  $r$  with  $s < r < n$ , one can compute in  $2^{\mathcal{O}(\delta)} \cdot n \log^6 n$  time a weak  $r$ -division  $\mathcal{P}$  of  $G$  such that  $G[P]$  is a planar  $\delta$ -hyperbolic graph for each  $P \in \mathcal{P}$ .*

*Proof.* We apply Corollary 1.2 in combination with Lemma 6.3. Note that  $\text{sep}(n) = 2^{\mathcal{O}(\delta)} \log n \leq 2^{\mathcal{O}(\delta)} \sqrt{n}$  and we can apply the analysis of Lemma 6.3 with  $2^{\mathcal{O}(\delta)}$  as  $\rho$ .  $\square$

**Remark 6.5.** For the weak  $r$ -division  $\mathcal{P}$  produced by Corollary 6.4, it holds that  $|\partial(\mathcal{P})| = \mathcal{O}(2^{\mathcal{O}(\delta)} n/\sqrt{r})$  by the analysis of Lemma 6.3.

## 6.2 Near-linear Time FPTAS for MAXIMUM INDEPENDENT SET

We now present the near-linear time FPTAS for the MAXIMUM INDEPENDENT SET problem. In fact, we obtain an even more general result.

Following Chiba et al. [27], we define a general class of problems. For any graph property  $\Pi$ , an induced subgraph with property  $\Pi$  of a graph  $G$  is a set  $S \subseteq V(G)$  such that  $G[S]$  has property  $\Pi$ . The MAXIMUM INDUCED SUBGRAPH WITH PROPERTY  $\Pi$  problem asks to find a largest induced subgraph of a graph that has property  $\Pi$ . We refer to a graph property  $\Pi$  as *determined by the components* if the property  $\Pi$  holds for the disjoint union of any set of graphs that satisfy  $\Pi$ . We call  $\Pi$  *hereditary* if any induced subgraph of a graph that satisfies  $\Pi$  also satisfies  $\Pi$ . It is worth noting that MAXIMUM INDEPENDENT SET is a prime example of a MAXIMUM INDUCED SUBGRAPH WITH PROPERTY  $\Pi$  problem: the corresponding property  $\Pi$  is that the graph is a set of pairwise non-adjacent vertices, which is both hereditary and determined by the components.

We refer to a class of graphs as  $c$ -colorable if any graph in the class can be properly colored using at most  $c$  colors. We assume that  $c$  is constant. For instance, planar graphs are famously 4-colorable [3, 79].

**Lemma 6.6.** *Let  $\mathcal{G}$  be a  $c$ -colorable graph class for some constant  $c \in \mathbb{N}$  and let  $\mathcal{T} : \mathbb{N} \times \mathbb{N} \rightarrow \mathbb{N}$ ,  $\text{tw} : \mathbb{N} \rightarrow \mathbb{N}$  be functions (where  $c, \mathcal{T}$ , and  $\text{tw}$  possibly depend on  $\mathcal{G}$ ). Suppose that any connected  $n$ -vertex graph  $G \in \mathcal{G}$  has treewidth at most  $\text{tw}(n)$ . Moreover, suppose that there exists a constant integer  $s$  such that for any  $s < r < n$ ,*

one can compute in  $\text{div}(n)$  time a weak  $r$ -division of  $G$  such that  $G[P] \in \mathcal{G}$  for each group  $P \in \mathcal{P}$ . Let  $\Pi$  be a graph property that is hereditary and determined by the components.

If the MAXIMUM INDUCED SUBGRAPH WITH PROPERTY  $\Pi$  problem can be solved in  $\mathcal{T}(k, n)$  time on  $n$ -vertex graphs of treewidth  $k$ , then for any  $\varepsilon > 0$ , for  $\mathcal{G}$  the MAXIMUM INDUCED SUBGRAPH WITH PROPERTY  $\Pi$  problem has a  $(1 - \varepsilon)$ -approximation algorithm running in  $\text{div}(n) + \mathcal{T}(\text{tw}(\mathcal{O}((c/\varepsilon)^2)), \mathcal{O}((c/\varepsilon)^2)) \cdot \mathcal{O}(n/(c \cdot \varepsilon)^2)$  time.

*Proof.* The proof is adapted from Chiba et al. [27] and Lipton and Tarjan [74], strengthened to include the treewidth property. Consider any  $n$ -vertex graph  $G \in \mathcal{G}$ . We may assume  $G$  is connected. Otherwise, we run the algorithm on each connected component separately and return the union of solutions. Since  $\Pi$  is hereditary and determined by the components, this yields a valid solution. Moreover, the approximation ratio obtained for the instance is at most the maximum of the ratios obtained for each of the components. Finally, without loss of generality,  $s < 1/\varepsilon^2$  by slightly decreasing  $\varepsilon$  and  $1/\varepsilon^2 < n$  or we can just solve the entire instance directly using the assumed algorithm for graphs of bounded treewidth.

Compute a weak  $(1/\varepsilon^2)$ -division  $\mathcal{P}$  of  $G$  in  $\text{div}(n)$  time using the assumed algorithm. By definition,  $\mathcal{P}$  has  $\mathcal{O}(n/\varepsilon^2)$  groups. Each group  $P$  of  $\mathcal{P}$  has  $\mathcal{O}(1/\varepsilon^2)$  vertices and  $G[P] \in \mathcal{G}$ . By the assumption of the lemma,  $G[P]$  has treewidth  $\text{tw}(\mathcal{O}(1/\varepsilon^2))$ . Hence, the interior of  $P$  has treewidth  $\text{tw}(\mathcal{O}(1/\varepsilon^2))$  as well. For each  $P \in \mathcal{P}$ , use the assumed algorithm to solve the MAXIMUM INDUCED SUBGRAPH WITH PROPERTY  $\Pi$  problem on the subgraph induced by the interior of  $P$ . Finally, output the union of these solutions.

Since  $\Pi$  is determined by the components, the output is an induced subgraph with property  $\Pi$ . Clearly, the running time of the above algorithm is as claimed. It remains to prove the approximation ratio.

Let  $S^*$  be a solution to the MAXIMUM INDUCED SUBGRAPH WITH PROPERTY  $\Pi$  problem. Since  $\Pi$  is hereditary and determined by the components, any independent set satisfies  $\Pi$ . Since  $G$  is  $c$ -colorable, this implies that  $|S^*| \geq n/c$ . Since  $\mathcal{P}$  is a weak  $(1/\varepsilon^2)$ -division,  $|\partial\mathcal{P}| = \mathcal{O}(\varepsilon n)$ . Then  $|S^* \setminus \partial\mathcal{P}| \geq (1 - \mathcal{O}(c \cdot \varepsilon)) \cdot |S^*|$ . Since  $\Pi$  is hereditary,  $S^* \setminus \partial\mathcal{P}$  is also an induced subgraph with property  $\Pi$ , which only consists of interior vertices. Since the output solution is at least as large as  $S^* \setminus \partial\mathcal{P}$ , it follows that the output is a  $(1 - \mathcal{O}(c \cdot \varepsilon))$ -approximation. The lemma follows by adjusting  $\varepsilon$  before the start of the algorithm.  $\square$

We now apply this lemma to planar  $\delta$  hyperbolic graphs.

**Theorem 6.7.** *Let  $\Pi$  be a graph property that is hereditary and determined by the components. Suppose MAXIMUM INDUCED SUBGRAPH WITH PROPERTY  $\Pi$  can be solved in  $\mathcal{T}(k, n)$  time on  $n$ -vertex graphs of treewidth  $k$ . For any  $\delta \geq 0$  and any  $\varepsilon > 0$ , the class of planar  $\delta$ -hyperbolic graphs has a  $(1 - \varepsilon)$ -approximation algorithm for MAXIMUM INDUCED SUBGRAPH WITH PROPERTY  $\Pi$  running in time  $2^{\mathcal{O}(\delta)} \cdot n \log^6 n + \mathcal{T}(\mathcal{O}(\delta^2 + \delta \log(1/\varepsilon)), 2^{\mathcal{O}(\delta)}/\varepsilon^2) \cdot 2^{\mathcal{O}(\delta)} \cdot n/\varepsilon^2$  on  $n$ -vertex graphs in the class.*

*Proof.* Recall that by Proposition 1.3, the treewidth of any  $n$ -vertex planar  $\delta$ -hyperbolic graph is  $\mathcal{O}(\delta \log n)$ . Moreover, planar graphs are 4-colorable by the Four Color Theorem [3, 79]. Furthermore, a weak  $r$ -division  $\mathcal{P}$  of which each group is planar  $\delta$ -hyperbolic can be computed in  $2^{\mathcal{O}(\delta)} \cdot n \log^6 n$  time by Corollary 6.4. Recall that according to Remark 6.5, it holds that  $|\partial(\mathcal{P})| = \mathcal{O}(2^{\mathcal{O}(\delta)} n / \sqrt{r})$ . This affects the approximation factor in the analysis of Lemma 6.6 and  $\varepsilon$  must be adjusted by a factor  $2^{\mathcal{O}(\delta)} c$ . Adjusting its analysis accordingly, the theorem follows by Lemma 6.6.  $\square$

This allows us to straightforwardly prove Theorem 1.5.

**Theorem 1.5.** *For any  $\delta \geq 0$  and any  $\varepsilon > 0$ , the class of planar  $\delta$ -hyperbolic graphs has a  $(1 - \varepsilon)$ -approximation algorithm for MAXIMUM INDEPENDENT SET running in  $2^{\mathcal{O}(\delta)} n \log^6 n + 2^{\mathcal{O}(\delta^2)} n / \varepsilon^{\mathcal{O}(\delta)}$  time.*

*Proof.* Note that MAXIMUM INDEPENDENT SET is a MAXIMUM INDUCED SUBGRAPH WITH PROPERTY II problem. The corresponding II is hereditary and determined by the components. It is well known that MAXIMUM INDEPENDENT SET can be solved in  $2^{\mathcal{O}(\text{tw})}n$  time on  $n$ -vertex graphs of treewidth  $\text{tw}$  [4]. Additionally, a tree decomposition of width  $\mathcal{O}(\text{tw})$  can be computed in  $2^{\mathcal{O}(\text{tw})}n$  time [16, 67] (or even faster on planar graphs [58, 54]). We then apply Theorem 6.7 and notice that the running time is  $2^{\mathcal{O}(\delta)} \cdot n \log^6 n + 2^{\mathcal{O}(\delta^2)} \cdot \frac{1}{\varepsilon^{\mathcal{O}(\delta)}} \cdot 2^{\mathcal{O}(\delta)} \cdot \frac{1}{\varepsilon^2} \cdot \mathcal{O}(n/\varepsilon^2)$ . The theorem follows.  $\square$

We note that Theorem 6.7 has other applications. We refer to Chiba et al. [27] for further suggestions, but highlight one well-known problem here, namely MAXIMUM INDUCED FOREST. This is the complementary problem to MINIMUM FEEDBACK VERTEX SET.

**Theorem 6.8.** *For any  $\delta \geq 0$  and any  $\varepsilon > 0$ , the class of planar  $\delta$ -hyperbolic graphs has a  $(1 - \varepsilon)$ -approximation algorithm for MAXIMUM INDUCED FOREST running in time  $2^{\mathcal{O}(\delta)} \cdot n \log^6 n + 2^{\mathcal{O}(\delta^2)}n/\varepsilon^{\mathcal{O}(\delta)}$ .*

*Proof.* We follow the same arguments as in the proof of Theorem 1.5. Note that the MAXIMUM INDUCED FOREST problem can be solved in  $2^{\mathcal{O}(k)}n^3$  time on  $n$ -vertex graphs of treewidth  $k$  (by the straightforward reduction to the MINIMUM FEEDBACK VERTEX SET problem [15]).  $\square$

### 6.3 Near-linear Time FPTAS for the TRAVELING SALESPERSON Problem

Now, we present the near-linear time FPTAS for the TRAVELING SALESPERSON problem.

Recall that a tour in a graph  $G$  is a closed walk in  $G$  that visits every vertex of  $G$  at least once. For a tour  $R$ , we use  $|R|$  to denote the length of the tour. By  $\tau(G)$ , we denote the length of a shortest tour of  $G$ .

We require the following notion in the analysis. Recall that, for any graph  $G$  and a set  $T \subseteq V(G)$  of even size, a  $T$ -join is a multiset  $F$  of edges in  $G$  such that in the multigraph  $(V, F)$ , each vertex of  $T$  has odd degree, and all other vertices have even degree. As shown by Edmonds and Johnson [43], any connected graph  $G$  has a  $T$ -join, and any minimum-size  $T$ -join is a set of edge-disjoint paths in  $G$ . We can observe that if  $G$  is a tree, then we can construct the paths as follows: root the tree arbitrarily and iteratively add the path in the tree between the two vertices of  $T$  that have the lowest-common-ancestor and have not been previously connected.

We say that a separator  $Z$  of a graph  $G$  is *connected* if  $G[Z]$  is connected. Recall that the separator returned by Theorem 1.1 is connected. The following argument is reminiscent of ideas in Grigni et al. [52] and Klein [62] as well as of the Christofides-Serdyukov algorithm [28, 82] by its use of  $T$ -joins.

**Lemma 6.9.** *Let  $G$  be an  $n$ -vertex graph and let  $Z \subset V(G)$  be a non-empty connected separator of  $G$ . Consider any bi-partition of the connected components of  $G - Z$  and let  $A, B \subseteq V(G)$  denote the sets of vertices of the two parts.*

- (i) *If  $R_A$  and  $R_B$  are tours of  $G[A \cup Z]$  and  $G[B \cup Z]$  respectively, then the union of these tours is a tour of  $G$ .*
- (ii) *If  $R$  is a tour of  $G$ , then  $G[A \cup Z]$  and  $G[B \cup Z]$  have tours  $R_A$  and  $R_B$  respectively such that  $|R_A| + |R_B| \leq |R| + 4 \cdot |Z|$ .*

*Proof.* To see (i), note that since  $Z$  is non-empty, the tours  $R_A$  and  $R_B$  share a vertex (namely, any vertex of  $Z$ ). Merge the tours on this vertex to obtain a tour  $R$  of  $G$ .

To see (ii), note that since the separator is connected,  $G[Z]$  has a spanning tree  $S$ . By the same reasoning,  $G[A \cup Z]$  and  $G[B \cup Z]$  are connected and thus each admits a tour. Apply the following construction with respect to  $A$ . Let  $\mathcal{W}$  be the set of walks that is obtained from  $R$  by removing all vertices of  $B$  and all edges of  $E(G[Z])$  from  $R$ . Let  $H$  be the multi-graph on  $A \cup Z$  induced by the walks of  $\mathcal{W}$  and the edges of  $S$ . Let  $T$  be the set of vertices in  $H$  that have odd degree. Since the ends of the non-closed walks in  $\mathcal{W}$

are all in  $Z$ ,  $T \subseteq Z$  and  $|T|$  is even. Let  $F \subseteq E(S)$  be a  $T$ -join in  $S$  that is a union of edge-disjoint paths, and let  $\mathcal{L}$  be this set of paths. Recall from the previous discussion that  $\mathcal{L}$  exists, since  $S$  is a tree. Let  $H'$  be the multi-graph on  $A \cup Z$  induced by the walks of  $\mathcal{W}$ , the edges of  $S$ , and the paths of  $\mathcal{L}$ . Note that  $H'$  is connected, because  $S$  is connected and all walks in  $\mathcal{W}$  have a vertex in  $Z$ , and that every vertex in  $H'$  has even degree by the definition of a  $T$ -join. Hence,  $H'$  has an Eulerian tour  $R_A$ . Observe that  $R_A$  is a tour of  $G[A \cup Z]$  by construction. Moreover,  $H'$  has at most  $2 \cdot |Z|$  more edges than  $\mathcal{W}$ , since  $\mathcal{L}$  is a set of edge-disjoint paths in  $S$ .

By the same construction, we obtain a tour  $R_B$  of  $G[B \cup Z]$ . Observe that the total length increases by at most  $4 \cdot |Z|$ , since the sets  $\mathcal{W}$  of walks constructed with respect to  $A$  and  $B$  are edge disjoint.  $\square$

**Lemma 6.10.** *Let  $\mathcal{G}$  be a graph class that admits a connected separator that satisfies the conditions of Lemma 6.1 with functions  $\alpha$ ,  $\text{sep}$  for the balance and size of the separator respectively. Suppose that  $\text{sep}(n)/\alpha(n) = \mathcal{O}(\sqrt{n})$ . Let  $G \in \mathcal{G}$ . For some integer  $r$ , let  $\mathcal{P}$  be the weak  $r$ -division that is constructed for  $G$  following Lemma 6.3 using Lemma 6.1 applied to the assumed separator. Then:*

- (i) *For each  $P \in \mathcal{P}$ , let  $R_P$  be a tour of  $G[P]$ . The union of these tours is a tour for  $G$ ;*
- (ii)  *$G$  has a tour  $R$  of length  $\tau(G) + \mathcal{O}(n/\sqrt{r})$  such that  $R$  contains a closed subwalk that is a tour of  $G[P]$  for each  $P \in \mathcal{P}$ .*

*Proof.* This immediately follows from Lemma 6.9 and from the recursive constructions and analyses of Lemma 6.1 and Lemma 6.3. Note that the fact that the separator is connected ensures that each of the produced parts in the recursive construction again induces a connected subgraph, and thus the separator is always non-empty.  $\square$

We now again apply the approach of Lipton and Tarjan [74] in a similar fashion as in Lemma 6.6.

**Lemma 6.11.** *Let  $\mathcal{G}$  be a graph class and let  $\text{div}, \text{tw} : \mathbb{N} \rightarrow \mathbb{N}$  be monotone non-decreasing functions possibly depending on  $\mathcal{G}$ ). Suppose that for any  $n$ -vertex graph  $G \in \mathcal{G}$  has treewidth at most  $\text{tw}(n)$ . Moreover, suppose that  $\mathcal{G}$  admits a connected separator that satisfies the conditions of Lemma 6.10. Then, by Lemma 6.3 and Lemma 6.1, there exists a constant integer  $s$  such that for any  $s < r < n$ , one can compute in  $\text{div}(n)$  time a weak  $r$ -division of  $G$  such that  $G[P] \in \mathcal{G}$  for each group  $P \in \mathcal{P}$ . If the TRAVELING SALESPERSON problem can be solved in  $\mathcal{T}(k, n)$  time on  $n$ -vertex graphs of treewidth  $k$ , then for any  $\epsilon > 0$ , the TRAVELING SALESPERSON problem has a  $(1 + \epsilon)$ -approximation algorithm running in time  $\text{div}(n) + \mathcal{T}(\text{tw}(\mathcal{O}(1/\epsilon^2)), \mathcal{O}(1/\epsilon^2)) \cdot \mathcal{O}(n/\epsilon^2)$ .*

*Proof.* Consider any  $n$ -vertex graph  $G \in \mathcal{G}$ . We may assume that  $G$  is connected, because otherwise we can simply answer that  $G$  has no tour. Next, compute a weak  $(1/\epsilon^2)$ -division  $\mathcal{P}$  of  $G$  in  $\text{div}(n)$  time using the assumed algorithm. By definition,  $\mathcal{P}$  has  $\mathcal{O}(n/\epsilon^2)$  groups. Each group  $P$  of  $\mathcal{P}$  has  $\mathcal{O}(1/\epsilon^2)$  vertices and  $G[P] \in \mathcal{G}$ . By the assumption of the lemma,  $G[P]$  has treewidth  $\text{tw}(\mathcal{O}(1/\epsilon^2))$ . For each  $P \in \mathcal{P}$ , apply the assumed algorithm to  $G[P]$  to obtain a tour  $R_P$ . Finally, apply Lemma 6.10(i) to merge the tours into a tour  $R$  of  $G$ .

We first analyze the approximation ratio. Observe that  $\tau(G) \geq n$  and, by definition,  $|\partial\mathcal{P}| = \mathcal{O}(\epsilon n)$ . Hence, by Lemma 6.10(ii),  $G$  has a tour  $R^*$  of length at most  $\tau(G) + \mathcal{O}(\epsilon n) \leq (1 + \mathcal{O}(\epsilon)) \cdot \tau(G)$  such that  $R^*$  contains a closed subwalk that is a tour of  $G[P]$  for each  $P \in \mathcal{P}$ . Observe that  $R$  is obtained as a union of optimal tours of  $G[P]$  for each  $P \in \mathcal{P}$ . Hence,  $|R| \leq (1 + \mathcal{O}(\epsilon)) \cdot \tau(G)$ . The lemma follows by adjusting  $\epsilon$  before the start of the algorithm.

It is immediate by Lemma 6.10(i) and the description of the algorithm that it computes a tour of  $G$  in the stated time.  $\square$

Finally, we complete the proof of Theorem 1.6.



**Theorem 1.6.** *For any  $\delta \geq 0$  and any  $\varepsilon > 0$ , the class of planar  $\delta$ -hyperbolic graphs has a  $(1 + \varepsilon)$ -approximation algorithm for the TRAVELING SALESPERSON problem running in  $2^{\mathcal{O}(\delta)} \cdot n \log^6 n + 2^{\mathcal{O}(\delta^2)} n / \varepsilon^{\mathcal{O}(\delta)}$  time.*

*Proof.* Recall that by Proposition 1.3, the treewidth of any  $n$ -vertex planar  $\delta$ -hyperbolic graph is  $\mathcal{O}(\delta \log n)$ . It is known that the TRAVELING SALESPERSON problem can be solved in  $2^{\mathcal{O}(\text{tw})} \cdot n$  time on  $n$ -vertex graphs of treewidth  $\text{tw}$  [71, Appendix D] (see also Dorn et al. [42, Lemma 2] for such an algorithm on planar graphs of bounded treewidth). Additionally, a tree decomposition of width  $\mathcal{O}(\text{tw})$  can be computed in  $2^{\mathcal{O}(\text{tw})} n$  time [16, 67] (or even faster on planar graphs [58, 54]). We now apply the algorithm of Lemma 6.11 with Corollary 1.2. The analysis is the same as in Theorem 1.5.  $\square$

## 7 Lower Bound for INDEPENDENT SET

The goal of this section is to prove the following theorem.

**Theorem 1.9.** *There is no  $n^{\mathcal{O}(\delta)}$ -time algorithm for INDEPENDENT SET in planar  $\delta$ -hyperbolic graphs, unless ETH fails.*

Let  $\text{Grid}_n$  denote the grid of size  $n \times n$  where we have added the diagonal  $(a, b)(a + 1, b + 1)$  in each cell. The starting point of our reduction will be the following result of De Berg et al. [35].

**Theorem 7.1** (Implicit in Theorems 3.2 and 4.2 of [35]). *There is no  $2^{\mathcal{O}(n)}$  algorithm for INDEPENDENT SET in graphs given as (induced) subgraphs of  $\text{Grid}_n$ , unless ETH fails.*

Observe that the maximum independent set of  $H$  can be associated with a maximum independent set of any graph  $H'$  that is obtained by subdividing each edge of  $H$  an even number of times [78]. Such graphs  $H'$  are called even subdivisions of  $H$ . More precisely,  $H$  has an independent set of size  $k$  if and only if  $H'$  has an independent set of size  $k + \frac{|V(H')| - |V(H)|}{2}$ .

Let  $G$  be a given subgraph of  $\text{Grid}_n$ . Our goal now is to construct a corresponding  $\delta$ -hyperbolic graph  $G'$  that has an independent set of size  $k_0 + k$  for some fixed  $k$  if and only if  $G$  has an independent set of size  $k_0$ . This will be achieved in several steps: first we construct a simple  $\Theta(\delta)$ -hyperbolic graph  $B$ , which is then shown to contain some subdivision  $\text{Grid}_B$  of  $\text{Grid}_n$ . This implies that  $B$  contains a subdivision  $\Gamma$  of  $G$ . We will then modify  $B$  with simple gadgetry to get the desired graph  $G'$  where we can prove the correspondence between independent sets in  $G'$  and  $G$ .

**Constructing a simple  $\Theta(\delta)$ -hyperbolic graph  $B_{\text{Grid}}$ .** Consider the *binary tiling* of the hyperbolic plane introduced by Böröczky [20], which we define next as seen in [23]. The tiling can be defined in the open upper half-space  $\mathcal{U} := \{(x, y) \in \mathbb{R}^2 \mid y > 0\}$  as follows. For  $(a, b) \in \mathbb{Z}^2$  define the transformation  $T_{a,b} : \mathcal{U} \rightarrow \mathcal{U}$  as

$$T_{a,b}(p) := 2^a \cdot (p + (b, 0)),$$

that is,  $T_{a,b}$  translates with a vector  $(b, 0)$  for some  $b \in \mathbb{Z}$  and then scales all coordinates by  $2^a$  for some  $a \in \mathbb{Z}$ . Let  $\sigma = [0, 1] \times [1, 2]$  be the unit square with lower left corner  $(0, 1)$ , see Figure 11. Observe that  $\{T_{a,b}(\sigma) \mid (a, b) \in \mathbb{Z}^2\}$  is a tiling of  $\mathcal{U}$  with squares. The drawing of this tiling gives rise to a graph where vertices are the tile corners and edges are either edges or half-edges of the tiles. We call this infinite planar graph the *binary tiling graph*. One can manually prove (by checking the slim triangle property) that the binary tiling graph  $B_0$  is  $\delta_0$ -hyperbolic for some constant  $\delta_0$ . Alternatively, one can use the fact that  $B_0$  is *quasi-isometric* to the *hyperbolic plane* to show that the  $B_0$  has some constant hyperbolicity  $\delta_0$ . We do not introduce these terms here, but refer the interested reader to Gromov's original work [53], the book chapter [22, III.H], and the notes [23].



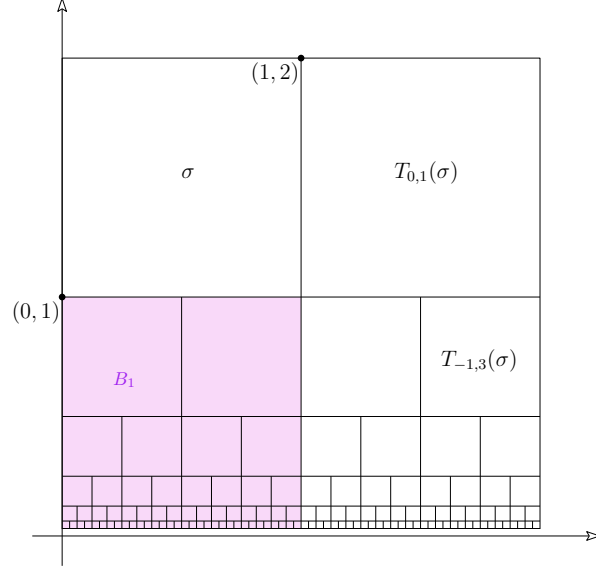


Figure 11: Binary tiling  $B_0$  defined through the transformation  $T_{a,b}$ . Transforming the square  $\sigma = [0, 1] \times [1, 2]$  with  $T_{a,b}$  for all integers  $a, b$  results in a tiling of the upper half-plane  $\mathcal{U}$ . The shaded part belongs to the finite subgraph  $B_1$ .

Observe now that in  $B_0$  the shortest paths between any pair of vertices  $(x, y)$  and  $(x', y')$  where  $0 \leq x \leq x' \leq 1$  and  $y, y' \leq 1$  stays in the rectangle  $[0, 1] \times [\min(y, y'), 1]$ . Consequently, the part of  $B_0$  that falls in a rectangle  $[0, 1] \times [y_0, 1]$  (with  $y_0 \in \{2^k \mid k \in \mathbb{Z}, k \leq 0\}$ ) forms a geodesic subgraph of  $B_0$ , thus the values of Gromov products are preserved and the part remains  $\delta_0$ -hyperbolic.

Let  $\widehat{\delta}$  denote the least integer multiple of 4 that is greater than  $\delta$ . Consider the subgraph  $B_1$  of  $B_0$  induced by the vertices inside the rectangle  $[0, 1] \times [2^{-\lceil 9n/\widehat{\delta} \rceil}, 1]$ . (Recall that we are given a graph  $G$  as a subgraph of  $\text{Grid}_n$ , so  $n$  is the grid size.) The above argument shows that  $B_1$  is a geodesic subgraph of  $B_0$  and therefore it is  $\delta_0$ -hyperbolic.

Let us now subdivide each tile of  $B_1$  into a grid of size  $\widehat{\delta} \times \widehat{\delta}$ , and adding diagonals to get a copy of  $\text{Grid}_{\widehat{\delta}}$  in each tile. More precisely, we subdivide each edge of  $B_1$  with  $\widehat{\delta} - 1$  vertices that are placed at equal distances to get a new graph  $B_1^\delta$ . Consider some tile  $\sigma$  of  $B_1$ . Notice that in  $B_1$  the tile  $\sigma$  had 5 boundary edges (two edges along the bottom), so in  $B_1^\delta$  its boundary cycle  $\sigma_T$  consists of  $5\widehat{\delta}$  edges. We divide this square  $\sigma$  into  $\widehat{\delta}^2$  small squares of the same size with  $\widehat{\delta} - 1$  horizontal lines and  $\widehat{\delta} - 1$  vertical lines. Notice that these lines land at every other vertex on the bottom of the boundary cycle  $C_\sigma$ . In each tile we also add a diagonal. Finally, for each edge of the resulting drawing that is not an edge of  $B_1^\delta$  we subdivide the edge 2 times. We apply the same procedure in all tiles  $\sigma$  of  $B_1^\delta$ .

Let  $B_{\text{Grid}}$  denote the planar graph created this way. See Fig. 12. We call the edges of  $B_1^\delta$  *boundary* edges, and all other edges of  $B_{\text{Grid}}$  are called *inner* edges. For technical reasons, we will need to work with some custom graph  $B$  that arises from  $B_{\text{Grid}}$  by subdividing the inner edges  $E(B_{\text{Grid}}) \setminus E(B_1^\delta)$  at most once. Let  $\mathcal{B}_{\text{Grid}}$  denote the set of graphs that can be obtained from  $B_{\text{Grid}}$  by subdividing inner edges at most once.

**Lemma 7.2.** *Each graph  $B \in \mathcal{B}_{\text{Grid}}$  has hyperbolicity  $\Theta(\delta)$ .*

*Proof.* First we show that each  $B \in \mathcal{B}_{\text{Grid}}$  has a triangle with slimness  $\Omega(\widehat{\delta}) = \Omega(\delta)$ , which implies that the hyperbolicity of  $B$  is  $\Omega(\delta)$ . Let  $\sigma$  denote the tile in the bottom right corner of  $B_1$ , and let  $a$  be the bottom right corner of  $B_1$ . Let  $b, c$  be the neighbors of  $a$  in  $B_1$ , and consider the unique triangle of

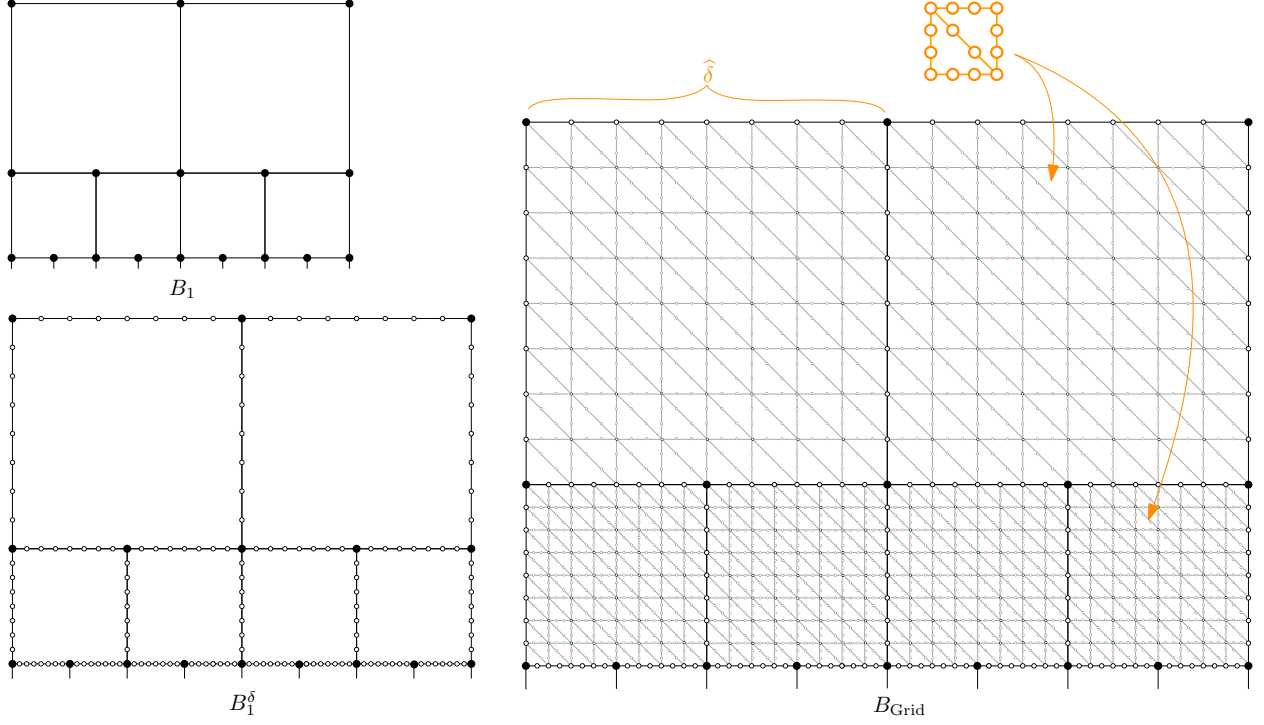


Figure 12: Partial view of  $B_1$ ,  $B_1^\delta$ , and  $B_{\text{Grid}}$  for  $\widehat{\delta} = 8$ .

geodesics given by  $a, b, c$  in  $B_{\text{Grid}}$ , which is given by the boundary of  $\sigma$ . Notice that the boundary of  $\sigma$  is also geodesic when some inner edges of  $B_{\text{Grid}}$  are subdivided to get  $B$ : indeed, for any pair of vertices on the boundary the shortest path along boundary edges remains the shortest path overall, i.e., the boundary cycle is geodesic. The proposed triangle has a side of length  $2\widehat{\delta}$  and its slimness is therefore  $\widehat{\delta}$ , implying hyperbolicity  $\Omega(\widehat{\delta}) = \Omega(\delta)$ .

To show that the hyperbolicity of  $B$  is  $\mathcal{O}(\delta)$ , we will first prove that  $B_1^\delta$  has hyperbolicity  $\mathcal{O}(\delta)$ . Since  $B_1^\delta$  is obtained from  $B_1$  by subdividing each edge  $\widehat{\delta} - 1$  times, clearly, for all  $a, b \in V(B_1)$ , we have  $\widehat{\delta} \cdot \text{dist}_{B_1}(a, b) = \text{dist}_{B_1^\delta}(a, b)$ . When  $a \in V(B_1^\delta) \setminus V(B_1)$ , then let  $a_1, a_2 \in V(B_1)$  be the endpoints of the edge in  $B_1$  for which  $a$  was a subdividing vertex. Observe that a shortest path from  $a$  that has length at least  $\widehat{\delta}$  must also go through either  $a_1$  or  $a_2$ . Thus for any  $a, b \in V(B_1^\delta) \setminus V(B_1)$  we get

$$|\text{dist}_{B_1^\delta}(a, b) - \widehat{\delta} \cdot \text{dist}_{B_1}(a', b')| = \mathcal{O}(\widehat{\delta}) = \mathcal{O}(\delta),$$

where  $a', b' \in V(B_1)$  are the nearest vertices of  $B_1$  to  $a$  and  $b$ , respectively. Using the same notation for  $x \in V(B_1^\delta)$  and  $x' \in V(B_1)$  and denoting the Gromov product in graph  $G$  with  $(\cdot, \cdot)^G$ , we get for any  $a, b, x \in V(B_1^\delta)$  the following:

$$|(a, b)_x^{B_1^\delta} - \widehat{\delta} \cdot (a', b')_{x'}^{B_1}| = \mathcal{O}(\delta).$$

Consequently, by the  $\delta_0$ -hyperbolicity of  $B_1$  for any quadruple  $x, y, z, w \in V(B_1^\delta)$  we get:

$$\begin{aligned} \min((x, y)_w^{B_1^\delta}, (y, z)_w^{B_1^\delta}) - (x, z)_w^{B_1^\delta} &\leq \widehat{\delta} \cdot \left( \min((x', y')_{w'}^{B_1}, (y', z')_{w'}^{B_1}) - (x', z')_{w'}^{B_1} \right) + \mathcal{O}(\delta) \\ &\leq \widehat{\delta} \delta_0 + \mathcal{O}(\delta) = \mathcal{O}(\delta), \end{aligned}$$

thus  $B_1^\delta$  has hyperbolicity  $\mathcal{O}(\delta)$ .

Moving on to some  $B \in \mathcal{B}_{\text{Grid}}$ , consider now some vertex  $x \in V(B)$ . The vertex  $x$  falls in some tile  $\sigma_x$  of  $B_1$ ; let  $x'$  denote the lower left corner of  $\sigma_x$ . (When  $x$  is on the boundary of two tiles, i.e., on some edge of  $B_1$ , then select  $x'$  so that it is to the left or below  $x$  on the same edge of  $B_1$ .) Note that  $\text{dist}_B(x, x') = \mathcal{O}(\widehat{\delta})$ . Due to the subdivisions in the construction of  $B_{\text{Grid}}$  we have that for any  $a, b \in V(B_1^\delta)$  any shortest path between  $a$  and  $b$  in  $B$  is using only boundary edges, and thus  $|\text{dist}_B(x, y) - \text{dist}_{B_1^\delta}(x', y')| = |\text{dist}_B(x, y) - \text{dist}_B(x', y')| = \mathcal{O}(\widehat{\delta})$ . It follows that the Gromov product  $(x, y)_w^B$  in  $B$  differs from the Gromov product  $(x', y')_{w'}^{B_1^\delta}$  in  $B_1^\delta$  by some additive  $\mathcal{O}(\delta)$ . Thus the hyperbolicity of  $B$  is at most  $\mathcal{O}(\delta)$  larger than the hyperbolicity of  $B_1^\delta$ , concluding the proof of the claim.  $\square$

**Embedding a subdivision of  $\text{Grid}_n$  into  $B_{\text{Grid}}$ .** A row of  $B_1$  consists of tiles of  $B_1$  that have the same  $y$ -projections. We number the rows top to bottom, starting with index 1. By definition  $B_1$  has  $\lceil 9n/\widehat{\delta} \rceil - 1$  rows, where row  $i$  has  $2^i$  tiles. Let  $i_0 = \lceil \log(4n/\widehat{\delta}) \rceil$  be the first row with at least  $4n/\widehat{\delta}$  faces. Our construction will use only rows  $i_0 + i$  for  $i \in [2n]$ . In each row we number the faces left to right, so face  $j$  of row  $i_0 + i$  has lower left corner  $((j-1) \cdot 2^{-i_0-i}, 2^{-i_0-i})$ ; we denote this tile by  $\sigma(i, j)$ . Inside a tile  $\sigma(i, j)$  the graph  $B_{\text{Grid}}$  is further subdivided into  $\widehat{\delta} \times \widehat{\delta}$  sub-tiles (with diagonals), where rows are also indexed top-down. We refer to the lower right corner of the subtile in row  $x$  and column  $y$  as  $v_{x,y}^{\sigma(i,j)}$ .

Observe that  $B_1$  has  $2^{\lceil 9n/\widehat{\delta} \rceil} - 2 = 2^{\mathcal{O}(n/\delta)}$  tiles, thus  $B_{\text{Grid}}$  has  $\mathcal{O}(\widehat{\delta}^2) \cdot 2^{\mathcal{O}(n/\delta)} = 2^{\mathcal{O}(n/\delta)}$  vertices.

Consider now the graph  $\text{Grid}_n$ , and let  $v_{a,b}$  be its vertex in row  $a$  and column  $b$  for  $a, b \in \{0, 1, \dots, n-1\}$ , and recall that the graph also has the diagonal edges  $v_{a,b}, v_{a+1,b+1}$  for all  $a, b \in \{0, 1, \dots, n-2\}$ .

We are now ready to define an embedding of the vertices of  $\text{Grid}_n$  into the vertices of  $B_{\text{Grid}}$ . We do this by subdividing the  $n \times n$  grid into square parts of size  $\widehat{\delta}/4 \times \widehat{\delta}/4$ , and put the corresponding parts, spaced evenly, into some tiles of  $B_{\text{Grid}}$ . We pick tiles only in rows of index  $i_0 + 2i - 1$  and also in the (first) row we skip even index columns. Since the number of tiles increases exponentially as we move down the rows, we need to increase the column indices as well so that the pictures of point  $i, j$  and  $i+1, j$  are somewhat aligned vertically, see Fig. 13.

Formally, let  $f_V : V(\text{Grid}_n) \rightarrow V(B_{\text{Grid}})$  as  $f(v_{a,b}) := v_{x,y}^{\sigma(i,j)}$  where

$$\begin{aligned} i &= i_0 + 1 + 2\lfloor a \cdot 4/\widehat{\delta} \rfloor \\ j &= 1 + 2^{i-i_0} \cdot \lfloor b \cdot 4/\widehat{\delta} \rfloor \\ x &= 4 \cdot (a \bmod \widehat{\delta}/4) + 2 \\ y &= 4 \cdot (b \bmod \widehat{\delta}/4) + 2 \end{aligned}$$

and  $x \bmod m = x - m \cdot \lfloor x/m \rfloor$ . Next, for each edge  $uv$  of  $\text{Grid}_n$  we need to assign a path  $\pi_{uv}$  of  $B_{\text{Grid}}$  connecting  $f(u)$  and  $f(v)$  in a way so that the union of these paths gives a subgraph of  $B_{\text{Grid}}$  that is a subdivision of  $\text{Grid}_n$ . Such an assignment is easy to make and is best illustrated with a figure (see Fig. 14). For vertices  $u, v$  in the same row of  $\text{Grid}_n$  we can simply use a horizontal path to connect  $f(u)$  and  $f(v)$  in  $B_{\text{Grid}}$ . Similarly, when  $u, v$  are vertical or diagonal neighbors and fall in the same  $\widehat{\delta} \times \widehat{\delta}$  group, then we can use a vertical or diagonal paths to connect them inside the corresponding tile of  $B_{\text{Grid}}$ .

Diagonal neighbors that fall into two horizontally neighboring parts of  $\text{Grid}_n$  are easily connected by a path that has 2 diagonal edges, followed by a long horizontal segment and two more diagonal edges. As a result, tiles of  $B_{\text{Grid}}$  that are between two horizontal edges will be crossed by  $\widehat{\delta}/2 - 1$  horizontal paths.

For neighbors that fall into vertically neighboring parts of  $\text{Grid}_n$ , we can describe the corresponding paths as follows. Let  $\sigma(i, j)$  and  $\sigma(i+2, 4j-3)$  be the corresponding tiles. Within  $\sigma(i, j)$  we assign the vertical (and diagonal) edges from the bottom row of the  $f(\cdot)$  vertices along a straight vertical (respectively, straight diagonal) path, until we hit the boundary of the tile. Similarly, we use straight diagonals and

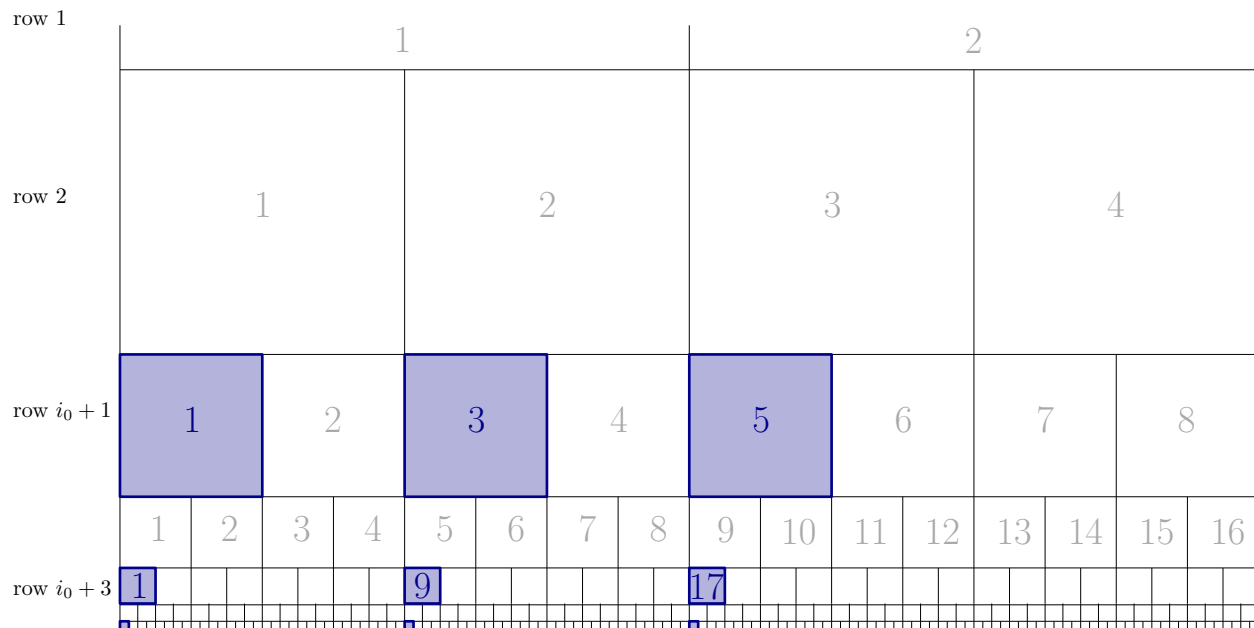


Figure 13: View of embedding  $\text{Grid}_6$  into  $B_{\text{Grid}}$  when  $\hat{\delta} = 8$ , together with the numbered faces in each row. The inner grid, edge subdivisions, and diagonal edges in  $B_{\text{Grid}}$  are omitted for clarity. Parts of size  $\hat{\delta}/4 \times \hat{\delta}/4$  are assigned to the shaded tiles in  $B_{\text{Grid}}$ .

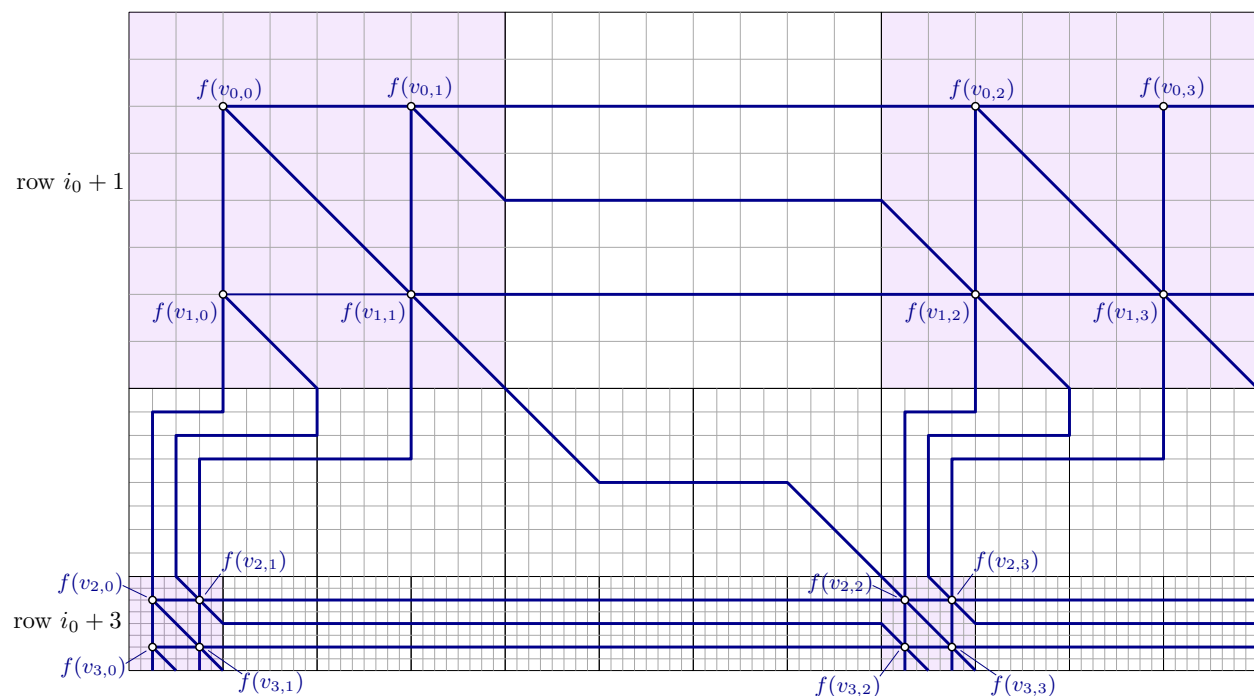


Figure 14: Partial view of embedding  $\text{Grid}_n$  into  $B_{\text{Grid}}$  when  $\hat{\delta} = 8$ . The edge subdivisions and most diagonal edges in  $B_{\text{Grid}}$  are omitted for clarity. Parts of size  $\hat{\delta}/4 \times \hat{\delta}/4$  are assigned to the shaded tiles in  $B_{\text{Grid}}$ . Inside the shaded tiles we have a natural drawing of the relevant part of  $\text{Grid}_n$ , and paths that leave these tiles are connected using the grids in the tiles of  $B_{\text{Grid}}$ .

verticals to represent these edges inside  $\sigma(i + 2, 4j - 3)$ . It is then easy to see that in the two tiles  $\sigma(i + 1, 2j - 1)$  and  $\sigma(i + 1, 2j)$  below  $\sigma(i, j)$  we need to connect  $\widehat{\delta}/2 - 1$  points that are equally spaced along the union of their top boundary to  $\widehat{\delta}/2 - 1$  points that are placed equally along the shared boundary of  $\sigma(i + 1, 2j - 1)$  and  $\sigma(i + 2, 4j - 3)$ , preserving left-to-right orders. Here the odd index connections correspond to vertical edges of  $\text{Grid}_n$  while the even ones correspond to diagonal connections. Clearly these connections can be achieved using  $\widehat{\delta}/2 - 1$  rectilinear paths inside the  $2\widehat{\delta} \times \widehat{\delta}$  grid inside the tiles  $\sigma(i + 1, 2j - 1)$  and  $\sigma(i + 1, 2j)$ . Finally, for diagonal neighbors that are in diagonally neighboring parts, let  $\sigma(i, j)$  and  $\sigma(i + 2, j')$  be the tiles assigned to the diagonal parts. We connect the bottom right  $f(\cdot, \cdot)$ -vertex in  $\sigma(i, j)$  with a straight diagonal to the middle of the tile  $\sigma(i + 1, 2j + 1)$ , which is horizontally connected to the middle of  $\sigma(i + 1, (j' - 1)/2)$ , which is connected with a straight diagonal to the top left vertex in  $\sigma(i + 2, j')$ . This concludes the description of the embedding. It is routine to check that the union of the described paths is a subdivision of  $\text{Grid}_n$  which is a subgraph of  $B_{\text{Grid}}$ . Since  $f$  assigns all vertices of  $\text{Grid}_n$  to vertices in  $B_{\text{Grid}}$  that are not on tile boundaries, we have proved the following observation.

**Observation 7.3.** *We can construct an embedding of  $\text{Grid}_n$  into  $B_{\text{Grid}}$  such that each path  $\pi_{uv}$  corresponding to edge  $uv$  of  $\text{Grid}_n$  contains at least one inner edge of  $B_{\text{Grid}}$ . The construction takes time that is polynomial in  $|V(B_{\text{Grid}})|$ .*

**Construction wrap-up and lower bound proof.** Given the input subgraph  $G$  of  $\text{Grid}_n$ , we can use Observation 7.3 to get a subgraph  $G_1$  of  $B_{\text{Grid}}$  that is a subdivision of  $G$ . Note that  $G_1$  may not be an *even* subdivision, but whenever a path  $\pi_{uv}$  has an even length, we can subdivide some inner edge of  $\pi_{uv}$ . Subdividing the required set of inner edges in  $B_{\text{Grid}}$  leads to a graph  $B \in \mathcal{B}_{\text{Grid}}$ , and a corresponding subgraph  $G_B$  that is now an even subdivision of  $G$ .

Next, we will change  $B$  further by adding new vertices to the parts that are not in  $G_B$  as follows. For each vertex  $v \in V(B) \setminus V(G_B)$  we assign two new neighboring vertices  $v_1$  and  $v_2$ ; these new vertices will be connected only to  $v$  itself. The resulting graph  $G'$  still has  $G_B$  as a subgraph, which is an even subdivision of  $G$ , and since adding new degree-one vertices to a graph does not alter its hyperbolicity, we know by Lemma 7.2 that  $G'$  has hyperbolicity  $\Theta(\delta)$ .

**Lemma 7.4.** *The graph  $G$  has an independent set of size  $k$  if and only if  $G'$  has an independent set of size  $k + \frac{|V(G_B)| - |V(G)|}{2} + \frac{2}{3}|V(G') \setminus V(G_B)|$ .*

*Proof.* Since  $G_B$  is an even subdivision of  $G$ , it has an independent set of size  $k + \frac{|V(G_B)| - |V(G)|}{2}$  if and only if  $G$  has an independent set of size  $k$ . Therefore it is sufficient to show that  $G_B$  has an independent set of size  $\ell$  if and only if  $G'$  has an independent set of size  $\ell + \frac{2}{3}|V(G') \setminus V(G_B)|$ . Indeed, if  $X$  is an independent set of size  $\ell$  in  $G_B$ , then adding the vertices  $v_1, v_2$  for all  $v \in V(G') \setminus V(G)$  gives an independent set of the desired size in  $G'$ . In the other direction, if  $X$  is an independent set in  $G'$ , then we can change it to a set  $X'$  that contains all vertices  $v_1, v_2$  for all  $v \in V(G_1) \setminus V(G)$  without decreasing the size of  $X$ : we simply remove all vertices from  $X \cap V(G_1)$  and add all vertices of  $V(G') \setminus V(G_1)$ . The resulting independent set  $X'$  and the part of  $X'$  that falls in  $G_B$  have a size difference of exactly  $\frac{2}{3}|V(G') \setminus V(G_B)|$ , which concludes the proof.  $\square$

We are now ready to prove Theorem 1.9.

*Proof of Theorem 1.9.* Suppose the contrary: there exists an  $n^{o(\delta)}$  algorithm for INDEPENDENT SET in  $\delta$ -hyperbolic graphs. Let  $G$  be given as a subgraph of  $\text{Grid}_n$ , and in time that is polynomial in  $|V(G')| = \mathcal{O}(V(B_{\text{Grid}})) = 2^{\mathcal{O}(n/\delta)}$  we construct the graph  $G'$  as described above. Since  $G'$  is  $\mathcal{O}(\delta)$ -hyperbolic, we can solve INDEPENDENT SET in  $G'$  in  $|V(G')|^{o(\delta)} = 2^{\mathcal{O}(n/\delta) \cdot o(\delta)} = 2^{o(n)}$  time. Altogether, the above algorithm solves INDEPENDENT SET in  $G$  in  $2^{\mathcal{O}(n/\delta)} + 2^{o(n)} = 2^{o(n)}$  time, which (by Theorem 7.1) contradicts ETH.  $\square$

## 8 Discussion and Open Problems

We conclude this paper with a discussion of future directions that have sprung up from our work.

A first natural question is whether there is a  $n^{o(\delta)}$  time lower bound to solve the TRAVELING SALESPERSON problem on (planar)  $\delta$ -hyperbolic graphs under the Exponential Time Hypothesis (ETH). This would match the running time of the exact algorithm of Corollary 1.8 and also imply that the running time of the approximation scheme of Theorem 1.6 is essentially best possible. One might expect that this could be possible by suitably adjusting the construction of Theorem 1.9. However, we recall that a crucial aspect of this construction was to plant a subdivision of a grid inside a large  $\delta$ -hyperbolic graph, somehow without this affecting the hardness proof. While for INDEPENDENT SET this was possible by some local modifications, it seems much harder to achieve this for the TRAVELING SALESPERSON problem.

A next algorithmic question is whether there exist fast approximation schemes (i.e., a near-linear time FPTAS) for other problems on planar  $\delta$ -hyperbolic graphs. This paper develops such a scheme for MAXIMUM INDEPENDENT SET by employing ideas of the recursive separator approach of Lipton and Tarjan [74]. It is known, however, that this approach can also lead to approximation schemes for e.g. MINIMUM VERTEX COVER [27] and MINIMUM FEEDBACK VERTEX SET [65]. Both these algorithms rely on the contraction of edges to ensure the solution size is at least linear in the number of vertices. However, planar  $\delta$ -hyperbolic graphs are not closed under edge contraction<sup>4</sup> and thus this approach cannot succeed. The non-hereditary nature of (planar)  $\delta$ -hyperbolic graphs stands in the way of other approaches as well. For MINIMUM VERTEX COVER in particular, a Baker-style approach [5] is unlikely to succeed for this reason. Moreover, a standard conversion trick (see e.g. [7, 55] and references therein) from an approximation scheme for MAXIMUM INDEPENDENT SET to one for MINIMUM VERTEX COVER does not seem feasible for the same reason, since it essentially requires reduction (by vertex deletion) to a parameterized problem kernel. A similar approach is also known for MINIMUM FEEDBACK VERTEX SET [21] and thus is unlikely to translate to our setting. Hence, MINIMUM VERTEX COVER and MINIMUM FEEDBACK VERTEX SET seem interesting problems on planar  $\delta$ -hyperbolic graphs.

In the same vein, we wonder about approximation schemes for other network design problems. This would extend our scheme for the TRAVELING SALESPERSON problem. Therefore, we ask about a near-linear time FPTAS for problems such as SUBSET TSP and STEINER TREE. We deem the existence of such schemes to be highly plausible.

Turning to our separator theorem, we notice that the geodesic cycle separator that is returned by Theorem 1.1 has size  $\mathcal{O}(\delta)$  but balance  $2^{-\mathcal{O}(\delta)}/\log n$ . While we know that the size bound cannot be improved by the example of a  $\delta$ -cylinder, we do not know of any example that shows that the balance factor should be  $2^{-\mathcal{O}(\delta)}/\log n$ . Therefore, we ask whether we can find, in near-linear time, a geodesic cycle separator of balance equal to some constant.

Last but not least, we consider how to determine the hyperbolicity of a graph. This can be naively done in  $\mathcal{O}(n^4)$  time by following the definition of hyperbolicity. Fournier et al. [48] improved this to  $\mathcal{O}(n^{3.69})$  and even gave a 2-approximation that runs in  $\mathcal{O}(n^{2.69})$  time. Considering the context of planarity, Borassi et al. [19] proved that the hyperbolicity of a general sparse graph cannot be computed in subquadratic time under the Strong Exponential Time Hypothesis (SETH). However, this general result does not exclude the existence of a subquadratic algorithm on planar graphs. A potentially encouraging sign in this direction is the known linear-time algorithm for outerplanar graphs [29]. Hence, we repeat the question of Cohen et al. [29] and ask for a linear-time algorithm that computes the hyperbolicity of planar graphs.

---

<sup>4</sup>A well-chosen  $n$ -size patch of the binary tiling (call this  $G$ ) is constant-hyperbolic, but has an  $\Omega(\log n)$ -sized grid subdivision as a subgraph (call this  $H$ ). If we contract some of the edges of  $H$ , we get a graph  $G'$  that has a grid  $H'$  of size  $\Omega(\log n)$  in it.  $H'$  itself has hyperbolicity  $\Omega(\log n)$ , and it is not too hard to show that even in  $G'$  the shortest paths among vertices of  $H'$  stay inside  $H'$ . So the hyperbolicity of  $G'$  is  $\Omega(\log n)$ . However, it arose as a contraction of  $G$ , which has constant hyperbolicity.



## References

- [1] Muad Abu-Ata and Feodor F. Dragan. Metric tree-like structures in real-world networks: an empirical study. *Networks*, 67(1):49–68, 2016.
- [2] Aaron B. Adcock, Blair D. Sullivan, and Michael W. Mahoney. Tree decompositions and social graphs. *Internet Math.*, 12(5):315–361, 2016.
- [3] Kenneth Appel and Wolfgang Haken. *Every Planar Map is Four-Colorable*, volume 98 of *Contemporary Mathematics*. American Mathematical Society, 1989.
- [4] Stefan Arnborg and Andrzej Proskurowski. Linear time algorithms for NP-hard problems restricted to partial  $k$ -trees. *Discret. Appl. Math.*, 23(1):11–24, 1989.
- [5] Brenda S. Baker. Approximation Algorithms for NP-Complete Problems on Planar Graphs. *J. ACM*, 41(1):153–180, 1994.
- [6] Hans-Jürgen Bandelt and Henry Martyn Mulder. Distance-hereditary graphs. *J. Comb. Theory, Ser. B*, 41(2):182–208, 1986.
- [7] Reuven Bar-Yehuda, Danny Hermelin, and Dror Rawitz. Minimum vertex cover in rectangle graphs. *Comput. Geom.*, 44(6-7):356–364, 2011.
- [8] Thomas Bläsius, Philipp Fischbeck, Tobias Friedrich, and Maximilian Katzmann. Solving Vertex Cover in Polynomial Time on Hyperbolic Random Graphs. In Christophe Paul and Markus Bläser, editors, *37th International Symposium on Theoretical Aspects of Computer Science, STACS 2020, March 10-13, 2020, Montpellier, France*, volume 154 of *LIPICs*, pages 25:1–25:14. Schloss Dagstuhl - Leibniz-Zentrum für Informatik, 2020.
- [9] Thomas Bläsius, Tobias Friedrich, and Anton Krohmer. Hyperbolic Random Graphs: Separators and Treewidth. In Piotr Sankowski and Christos D. Zaroliagis, editors, *24th Annual European Symposium on Algorithms, ESA 2016, August 22-24, 2016, Aarhus, Denmark*, volume 57 of *LIPICs*, pages 15:1–15:16. Schloss Dagstuhl - Leibniz-Zentrum für Informatik, 2016.
- [10] Thomas Bläsius, Tobias Friedrich, and Anton Krohmer. Cliques in Hyperbolic Random Graphs. *Algorithmica*, 80(8):2324–2344, 2018.
- [11] Hans L. Bodlaender. A Tourist Guide through Treewidth. *Acta Cybern.*, 11(1-2):1–21, 1993.
- [12] Hans L. Bodlaender. A Linear-Time Algorithm for Finding Tree-Decompositions of Small Treewidth. *SIAM J. Comput.*, 25(6):1305–1317, 1996.
- [13] Hans L. Bodlaender. A Partial  $k$ -Arboretum of Graphs with Bounded Treewidth. *Theor. Comput. Sci.*, 209(1-2):1–45, 1998.
- [14] Hans L. Bodlaender. Discovering Treewidth. In Peter Vojtás, Mária Bieliková, Bernadette Charron-Bost, and Ondrej Sýkora, editors, *SOFSEM 2005: Theory and Practice of Computer Science, 31st Conference on Current Trends in Theory and Practice of Computer Science, Liptovský Ján, Slovakia, January 22-28, 2005, Proceedings*, volume 3381 of *Lecture Notes in Computer Science*, pages 1–16. Springer, 2005.
- [15] Hans L. Bodlaender, Marek Cygan, Stefan Kratsch, and Jesper Nederlof. Deterministic single exponential time algorithms for connectivity problems parameterized by treewidth. *Inf. Comput.*, 243:86–111, 2015.

- [16] Hans L. Bodlaender, Pål Grønås Drange, Markus S. Dregi, Fedor V. Fomin, Daniel Lokshtanov, and Michał Pilipczuk. A  $c^k n$  5-Approximation Algorithm for Treewidth. *SIAM J. Comput.*, 45(2):317–378, 2016.
- [17] Mario Bonk and Oded Schramm. Embeddings of Gromov hyperbolic spaces. *Selected Works of Oded Schramm*, pages 243–284, 2011.
- [18] Michele Borassi, Alessandro Chessa, and Guido Caldarelli. Hyperbolicity measures democracy in real-world networks. *Phys. Rev. E*, 92:032812, Sep 2015.
- [19] Michele Borassi, Pierluigi Crescenzi, and Michel Habib. Into the Square: On the Complexity of Some Quadratic-time Solvable Problems. In Pierluigi Crescenzi and Michele Loreti, editors, *Proceedings of the 16th Italian Conference on Theoretical Computer Science, ICTCS 2015, Firenze, Italy, September 9-11, 2015*, volume 322 of *Electronic Notes in Theoretical Computer Science*, pages 51–67. Elsevier, 2015.
- [20] Károly Böröczky. Gömbkitöltések állandó görbületű terekben I. *Matematikai Lapok (in Hungarian)*, 25(3-4):265–306, 1974.
- [21] Glencora Borradaile, Hung Le, and Baigong Zheng. Engineering a PTAS for Minimum Feedback Vertex Set in Planar Graphs. In Ilias S. Kotsireas, Panos M. Pardalos, Konstantinos E. Parsopoulos, Dimitris Souravlias, and Arsenis Tsokas, editors, *Analysis of Experimental Algorithms - Special Event, SEA<sup>2</sup> 2019, Kalamata, Greece, June 24-29, 2019, Revised Selected Papers*, volume 11544 of *Lecture Notes in Computer Science*, pages 98–113. Springer, 2019.
- [22] Martin R. Bridson and André Haefliger. *Metric spaces of non-positive curvature*, volume 319 of *Grundlehren der mathematischen Wissenschaften*. Springer Berlin, Heidelberg, 1999.
- [23] James W Cannon, William J Floyd, Richard Kenyon, Walter R Parry, et al. Hyperbolic geometry. *Flavors of Geometry*, 31(59-115):2, 1997.
- [24] Wei Chen, Wenjie Fang, Guangda Hu, and Michael W. Mahoney. On the Hyperbolicity of Small-World and Tree-Like Random Graphs. In Kun-Mao Chao, Tsan-sheng Hsu, and Der-Tsai Lee, editors, *Algorithms and Computation - 23rd International Symposium, ISAAC 2012, Taipei, Taiwan, December 19-21, 2012. Proceedings*, volume 7676 of *Lecture Notes in Computer Science*, pages 278–288. Springer, 2012.
- [25] Victor Chepoi, Feodor F. Dragan, Bertrand Estellon, Michel Habib, and Yann Vaxès. Diameters, centers, and approximating trees of  $\delta$ -hyperbolic geodesic spaces and graphs. In Monique Teillaud, editor, *Proceedings of the 24th ACM Symposium on Computational Geometry, College Park, MD, USA, June 9-11, 2008*, pages 59–68. ACM, 2008.
- [26] Victor Chepoi and Bertrand Estellon. Packing and Covering  $\delta$ -Hyperbolic Spaces by Balls. In Moses Charikar, Klaus Jansen, Omer Reingold, and José D. P. Rolim, editors, *Approximation, Randomization, and Combinatorial Optimization. Algorithms and Techniques, 10th International Workshop, APPROX 2007, and 11th International Workshop, RANDOM 2007, Princeton, NJ, USA, August 20-22, 2007, Proceedings*, volume 4627 of *Lecture Notes in Computer Science*, pages 59–73. Springer, 2007.
- [27] Norishige Chiba, Takao Nishizeki, and Nobuji Saito. Applications of the Lipton and Tarjan’s planar separator theorem. *Journal of Information Processing*, 4(4):203–207, 1981.
- [28] Nicos Christofides. Worst-case analysis of a new heuristic for the traveling salesman problem. Technical Report Management Science Research Report 388, Carnegie-Mellon University, Pittsburgh, Pennsylvania, USA, 1976.

- [29] Nathann Cohen, David Coudert, Guillaume Ducoffe, and Aurélien Lancin. Applying clique-decomposition for computing Gromov hyperbolicity. *Theor. Comput. Sci.*, 690:114–139, 2017.
- [30] Nathann Cohen, David Coudert, and Aurélien Lancin. Exact and Approximate Algorithms for Computing the Hyperbolicity of Large-Scale Graphs. Technical report, INRIA, September 2012.
- [31] Vincent Cohen-Addad, Arnold Filtser, Philip N. Klein, and Hung Le. On Light Spanners, Low-treewidth Embeddings and Efficient Traversing in Minor-free Graphs. In Sandy Irani, editor, *61st IEEE Annual Symposium on Foundations of Computer Science, FOCS 2020, Durham, NC, USA, November 16-19, 2020*, pages 589–600. IEEE, 2020.
- [32] David Coudert, Guillaume Ducoffe, and Alexandru Popa. Fully Polynomial FPT Algorithms for Some Classes of Bounded Clique-width Graphs. *ACM Trans. Algorithms*, 15(3):33:1–33:57, 2019.
- [33] Bruno Courcelle. The Monadic Second-Order Logic of Graphs. I. Recognizable Sets of Finite Graphs. *Inf. Comput.*, 85(1):12–75, 1990.
- [34] Marek Cygan, Jesper Nederlof, Marcin Pilipczuk, Michał Pilipczuk, Johan M. M. van Rooij, and Jakub Onufry Wojtaszczyk. Solving Connectivity Problems Parameterized by Treewidth in Single Exponential Time. *ACM Trans. Algorithms*, 18(2):17:1–17:31, 2022.
- [35] Mark de Berg, Hans L. Bodlaender, Sándor Kisfaludi-Bak, Dániel Marx, and Tom C. van der Zanden. A Framework for Exponential-Time-Hypothesis-Tight Algorithms and Lower Bounds in Geometric Intersection Graphs. *SIAM J. Comput.*, 49(6):1291–1331, 2020.
- [36] Fabien de Montgolfier, Mauricio Soto, and Laurent Viennot. Treewidth and Hyperbolicity of the Internet. In *Proceedings of The Tenth IEEE International Symposium on Networking Computing and Applications, NCA 2011, August 25-27, 2011, Cambridge, Massachusetts, USA*, pages 25–32. IEEE Computer Society, 2011.
- [37] Erik D. Demaine, Fedor V. Fomin, Mohammad Taghi Hajiaghayi, and Dimitrios M. Thilikos. Subexponential parameterized algorithms on bounded-genus graphs and  $H$ -minor-free graphs. *J. ACM*, 52(6):866–893, 2005.
- [38] Erik D. Demaine and Mohammad Taghi Hajiaghayi. Bidimensionality: new connections between FPT algorithms and PTASs. In *Proceedings of the Sixteenth Annual ACM-SIAM Symposium on Discrete Algorithms, SODA 2005, Vancouver, British Columbia, Canada, January 23-25, 2005*, pages 590–601. SIAM, 2005.
- [39] Youssou Dieng. *Décomposition arborescente des graphes planaires et routage compact*. PhD thesis, L’Université Bordeaux I, 2009.
- [40] Youssou Dieng and Cyril Gavoille. On the Tree-Width of Planar Graphs. *Electron. Notes Discret. Math.*, 34:593–596, 2009.
- [41] Reinhard Diestel. *Graph Theory, 4th Edition*, volume 173 of *Graduate texts in mathematics*. Springer, 2012.
- [42] Frederic Dorn, Eelko Penninkx, Hans L. Bodlaender, and Fedor V. Fomin. Efficient Exact Algorithms on Planar Graphs: Exploiting Sphere Cut Decompositions. *Algorithmica*, 58(3):790–810, 2010.
- [43] Jack Edmonds and Ellis L. Johnson. Matching, Euler tours and the Chinese postman. *Math. Program.*, 5(1):88–124, 1973.

- [44] Andreas Emil Feldmann, Karthik C. S., Euiwoong Lee, and Pasin Manurangsi. A Survey on Approximation in Parameterized Complexity: Hardness and Algorithms. *Algorithms*, 13(6):146, 2020.
- [45] Till Fluschnik, Christian Komusiewicz, George B. Mertzios, André Nichterlein, Rolf Niedermeier, and Nimrod Talmon. When Can Graph Hyperbolicity be Computed in Linear Time? *Algorithmica*, 81(5):2016–2045, 2019.
- [46] Fedor V. Fomin, Stefan Kratsch, and Erik Jan van Leeuwen, editors. *Treewidth, Kernels, and Algorithms - Essays Dedicated to Hans L. Bodlaender on the Occasion of His 60th Birthday*, volume 12160 of *Lecture Notes in Computer Science*. Springer, 2020.
- [47] Fedor V. Fomin, Daniel Lokshtanov, and Saket Saurabh. Excluded Grid Minors and Efficient Polynomial-Time Approximation Schemes. *J. ACM*, 65(2):10:1–10:44, 2018.
- [48] Hervé Fournier, Anas Ismail, and Antoine Vigneron. Computing the Gromov hyperbolicity of a discrete metric space. *Inf. Process. Lett.*, 115(6-8):576–579, 2015.
- [49] Greg N. Frederickson. Fast Algorithms for Shortest Paths in Planar Graphs, with Applications. *SIAM J. Comput.*, 16(6):1004–1022, 1987.
- [50] Tobias Friedrich. From Graph Theory to Network Science: The Natural Emergence of Hyperbolicity (Tutorial). In Rolf Niedermeier and Christophe Paul, editors, *36th International Symposium on Theoretical Aspects of Computer Science, STACS 2019, March 13-16, 2019, Berlin, Germany*, volume 126 of *LIPICs*, pages 5:1–5:9. Schloss Dagstuhl - Leibniz-Zentrum für Informatik, 2019.
- [51] Yong Gao. Treewidth of erdős-rényi random graphs, random intersection graphs, and scale-free random graphs. *Discret. Appl. Math.*, 160(4-5):566–578, 2012.
- [52] Michelangelo Grigni, Elias Koutsoupias, and Christos H. Papadimitriou. An Approximation Scheme for Planar Graph TSP. In *36th Annual Symposium on Foundations of Computer Science, Milwaukee, Wisconsin, USA, 23-25 October 1995*, pages 640–645. IEEE Computer Society, 1995.
- [53] Mikhael Gromov. Hyperbolic groups. In *Essays in group theory*, pages 75–263. Springer, 1987.
- [54] Qian-Ping Gu and Gengchun Xu. Near-linear time constant-factor approximation algorithm for branch-decomposition of planar graphs. *Discret. Appl. Math.*, 257:186–205, 2019.
- [55] Sariel Har-Peled. Approximately: Independence Implies Vertex Cover. Note, Retrieved July 12, 2023, 2020.
- [56] Petr Hliněný, Sang-il Oum, Detlef Seese, and Georg Gottlob. Width Parameters Beyond Tree-width and their Applications. *Comput. J.*, 51(3):326–362, 2008.
- [57] Russell Impagliazzo and Ramamohan Paturi. On the Complexity of k-SAT. *J. Comput. Syst. Sci.*, 62(2):367–375, 2001.
- [58] Frank Kammer and Torsten Tholey. Approximate tree decompositions of planar graphs in linear time. *Theor. Comput. Sci.*, 645:60–90, 2016.
- [59] Sándor Kisfaludi-Bak. Hyperbolic intersection graphs and (quasi)-polynomial time. *CoRR*, abs/1812.03960, 2018.

- [60] Sándor Kisfaludi-Bak. Hyperbolic intersection graphs and (quasi)-polynomial time. In Shuchi Chawla, editor, *Proceedings of the 2020 ACM-SIAM Symposium on Discrete Algorithms, SODA 2020*, pages 1621–1638. SIAM, 2020.
- [61] Sándor Kisfaludi-Bak. A quasi-polynomial algorithm for well-spaced hyperbolic TSP. *J. Comput. Geom.*, 12(2):25–54, 2021.
- [62] Philip N. Klein. A Linear-Time Approximation Scheme for TSP in Undirected Planar Graphs with Edge-Weights. *SIAM J. Comput.*, 37(6):1926–1952, 2008.
- [63] Philip N Klein and Shay Mozes. Optimization algorithms for planar graphs. *preparation, manuscript at <http://planarity.org>*, 2014.
- [64] Philip N. Klein, Shay Mozes, and Christian Sommer. Structured Recursive Separator Decompositions for Planar Graphs in Linear Time. *CoRR*, abs/1208.2223, 2012.
- [65] Jon M. Kleinberg and Amit Kumar. Wavelength Conversion in Optical Networks. *J. Algorithms*, 38(1):25–50, 2001.
- [66] Eryk Koczczyński. Hyperbolic minesweeper is in p. In *10th International Conference on Fun with Algorithms (FUN 2021)*. Schloss Dagstuhl-Leibniz-Zentrum für Informatik, 2020.
- [67] Tuukka Korhonen. A Single-Exponential Time 2-Approximation Algorithm for Treewidth. In *62nd IEEE Annual Symposium on Foundations of Computer Science, FOCS 2021, Denver, CO, USA, February 7-10, 2022*, pages 184–192. IEEE, 2021.
- [68] Łukasz Kowalik and Maciej Kurowski. Oracles for bounded-length shortest paths in planar graphs. *ACM Trans. Algorithms*, 2(3):335–363, 2006.
- [69] Robert Krauthgamer and James R. Lee. Algorithms on negatively curved spaces. In *47th Annual IEEE Symposium on Foundations of Computer Science (FOCS 2006), 21-24 October 2006, Berkeley, California, USA, Proceedings*, pages 119–132. IEEE Computer Society, 2006.
- [70] Steffen Lauritzen and David J. Spiegelhalter. Local computations with probabilities on graphical structures and their applications to expert systems. *Journal of the Royal Statistical Society, Series B*, 50(2):157–224, 1988.
- [71] Hung Le. A PTAS for subset TSP in minor-free graphs. *CoRR*, abs/1804.01588, 2018.
- [72] Jure Leskovec, Kevin J. Lang, Anirban Dasgupta, and Michael W. Mahoney. Community Structure in Large Networks: Natural Cluster Sizes and the Absence of Large Well-Defined Clusters. *Internet Math.*, 6(1):29–123, 2009.
- [73] Richard J. Lipton and Robert E. Tarjan. A Separator Theorem for Planar Graphs. *SIAM Journal of Applied Mathematics*, 36:177–189, 1979.
- [74] Richard J. Lipton and Robert Endre Tarjan. Applications of a Planar Separator Theorem. *SIAM J. Comput.*, 9(3):615–627, 1980.
- [75] Silviu Maniu, Pierre Senellart, and Suraj Jog. An experimental study of the treewidth of real-world graph data. In Pablo Barceló and Marco Calautti, editors, *22nd International Conference on Database Theory, ICDT 2019, March 26-28, 2019, Lisbon, Portugal*, volume 127 of *LIPICs*, pages 12:1–12:18. Schloss Dagstuhl - Leibniz-Zentrum für Informatik, 2019.



- [76] Dániel Marx. On the Optimality of Planar and Geometric Approximation Schemes. In *48th Annual IEEE Symposium on Foundations of Computer Science (FOCS 2007), October 20-23, 2007, Providence, RI, USA, Proceedings*, pages 338–348. IEEE Computer Society, 2007.
- [77] Onuttom Narayan and Iraj Saniee. Large-scale curvature of networks. *Phys. Rev. E*, 84:066108, Dec 2011.
- [78] Svatopluk Poljak. A note on stable sets and colorings of graphs. *Commentationes Mathematicae Universitatis Carolinae*, 15:307–309, 1974.
- [79] Neil Robertson, Daniel P. Sanders, Paul D. Seymour, and Robin Thomas. The Four-Colour Theorem. *J. Comb. Theory, Ser. B*, 70(1):2–44, 1997.
- [80] Neil Robertson and Paul D. Seymour. Graph Minors. II. Algorithmic Aspects of Tree-Width. *J. Algorithms*, 7(3):309–322, 1986.
- [81] Neil Robertson and Paul D. Seymour. Graph minors. V. Excluding a planar graph. *J. Comb. Theory, Ser. B*, 41(1):92–114, 1986.
- [82] Anatoliy I. Serdyukov. O nekotorykh ekstremal’nykh obkhodakh v grafakh. *Upravlyaemye sistemy*, 17:76–79, 1978.
- [83] Yuval Shavitt and Tomer Tanel. Hyperbolic embedding of internet graph for distance estimation and overlay construction. *IEEE/ACM Trans. Netw.*, 16(1):25–36, 2008.
- [84] Mikkel Thorup. Compact Oracles for Reachability and Approximate Distances in Planar Digraphs. *J. ACM*, 51(6):993–1024, nov 2004.
- [85] William Thomas Tutte. *Graph theory*, volume 21. Cambridge university press, 2001.
- [86] Martin Vatshelle. *New Width Parameters of Graphs*. PhD thesis, University of Bergen, Norway, 2012.