

Theoretical study of the open-flavor tetraquark $T_{c\bar{s}}(2900)$ in the process $\Lambda_b \rightarrow K^0 D^0 \Lambda$

Wen-Tao Lyu,¹ Yun-He Lyu,¹ Man-Yu Duan,² Guan-Ying Wang,^{3,*} Dian-Yong Chen,^{2,4,†} and En Wang^{1,5,‡}

¹*School of Physics and Microelectronics, Zhengzhou University, Zhengzhou, Henan 450001, China*

²*School of Physics, Southeast University, Nanjing 210094, China*

³*Joint Research Center for Theoretical Physics, School of Physics and Electronics, Henan University, Kaifeng 475004, China*

⁴*Lanzhou Center for Theoretical Physics, Lanzhou University, Lanzhou 730000, P. R. China*

⁵*Guangxi Key Laboratory of Nuclear Physics and Nuclear Technology,*

Guangxi Normal University, Guilin 541004, China

(Dated: October 24, 2023)

Recently, the LHCb Collaboration has measured the processes $B^0 \rightarrow \bar{D}^0 D_s^+ \pi^-$ and $B^+ \rightarrow \bar{D}^0 D_s^+ \pi^+$, where the $D_s^+ \pi^-$ and $D_s^+ \pi^+$ invariant mass distributions show the significant signals of two new open-flavor tetraquark states $T_{c\bar{s}}(2900)^0$ and $T_{c\bar{s}}(2900)^{++}$, as the two of the isospin triplet. In this work, we have investigated the process $\Lambda_b \rightarrow K^0 D^0 \Lambda$ by taking into account the intermediate nucleon resonance $N^*(1535)$ and the tetraquark state $T_{c\bar{s}}(2900)^0$, which could be dynamically generated by the interactions of the $D^* K^* / D_s^* \rho$ and the pseudoscalar mesons-octet baryons, respectively. Our results show that a clear peak of the open-flavor tetraquark $T_{c\bar{s}}(2900)$ may appear in the $K^0 D^0$ invariant mass distribution of the process $\Lambda_b \rightarrow K^0 D^0 \Lambda$, which could be tested by future experiments.

I. INTRODUCTION

In 2020, the LHCb Collaboration has analyzed the relevant data of the process $B^+ \rightarrow D^+ D^- K^+$, and observed two resonances $X_0(2900)$ and $X_1(2900)$ with masses about 2900 MeV in the $D^- K^+$ invariant mass distribution [1, 2]. These two resonances have attracted lots of attention due to the fact that they contain four different flavor quarks ($c\bar{s}ud$) and can not be described within the conventional quark models. Some exotic interpretations have been proposed, such as compact tetraquark, molecular states, and sum rule derivations, (among other see Ref.[3]). Since the mass of the $X_0(2900)$ is close to the $\bar{D}^* K^*$ threshold, the $\bar{D}^* K^*$ molecular explanation are more popular [4–15]. In particular, by using the method of QCD sum rules, the authors in Refs. [4–6] have interpreted the $X_0(2900)$ as the S -wave $D^* K^*$ molecular state with $J^P = 0^+$, and suggested the explanation of $X_1(2900)$ as the P -wave $c\bar{s}ud$ compact tetraquark state with $J^P = 1^-$. The estimations within the one-boson exchange model indicated that the $X_0(2900)$ could be a $D^* \bar{K}^*$ molecule state [7].

Two years after the observation of $X_{0,1}(2900)$, another two tetraquark candidates with charmness and strangeness around 2900 MeV, were reported by the LHCb Collaboration in the $D_s^+ \pi^-$ and $D_s^+ \pi^+$ invariant mass distributions of the $B^0 \rightarrow \bar{D}^0 D_s^+ \pi^-$ and $B^+ \rightarrow \bar{D}^0 D_s^+ \pi^+$ decays, respectively [16, 17]. The quark components of these two states should be $c\bar{s}u\bar{d}$ and $c\bar{s}u\bar{d}$, and

their masses and widths are measured to be,

$$\begin{aligned} M_{T_{c\bar{s}}(2900)^0} &= (2892 \pm 14 \pm 15)\text{MeV} , \\ \Gamma_{T_{c\bar{s}}(2900)^0} &= (119 \pm 26 \pm 12)\text{MeV} , \\ M_{T_{c\bar{s}}(2900)^{++}} &= (2921 \pm 17 \pm 19)\text{MeV} , \\ \Gamma_{T_{c\bar{s}}(2900)^{++}} &= (137 \pm 32 \pm 14)\text{MeV} . \end{aligned} \quad (1)$$

The significance is found to be 8.0σ for the $T_{c\bar{s}}(2900)^0$ state and 6.5σ for the $T_{c\bar{s}}(2900)^{++}$ state. Taking into account that their masses and widths are close to each other, $T_{c\bar{s}}(2900)^{++}$ and $T_{c\bar{s}}(2900)^0$ should be two of the isospin triplet.

It worth to mention that such kind of states were predicted more than ten years ago in Ref. [18]. After the observation of $T_{c\bar{s}}(2900)^{++}$ and $T_{c\bar{s}}(2900)^0$, there are several interpretation about their structure. The proximity of the $D^* K^*$ and the $D_s^* \rho$ thresholds to the mass of $T_{c\bar{s}}(2900)$ suggests that these two-hadron channels could play important roles in the dynamics of the $T_{c\bar{s}}$ states, hinting to a hadronic molecular interpretation of the two states [19, 20]. For instance, Ref. [21] argues that $T_{c\bar{s}}(2900)^{++}$ and $T_{c\bar{s}}(2900)^0$ may be modeled as molecules $D_s^{*+} \rho^+$ and $D_s^{*+} \rho^-$, respectively, using two-point sum rule method. Recently, within the local hidden symmetry formalism, the $T_{c\bar{s}}(2900)$ could be explained as a $D_s^* \rho - D^* K^*$ bound/virtual state in Ref. [22]. And we have proposed to search for the open-flavor tetraquark $T_{c\bar{s}}(2900)$ in the processes $B^+ \rightarrow D^+ D^- K^+$ [23] and $B^- \rightarrow D_s^+ K^- \pi^-$ [24] by assuming $T_{c\bar{s}}(2900)$ as a $D^* K^*$ molecular state.

In addition, the compact tetraquark interpretation of the $T_{c\bar{s}}(2900)$ with quark contents $[c\bar{s}u\bar{d}]$ and $[c\bar{s}u\bar{d}]$ is studied in Refs. [25–30], while the $T_{c\bar{s}}(2900)$ structure is also proposed to be a threshold cusp effect from the interaction between the $D^* K^*$ and $D_s^* \rho$ channels [31] or the kinetic effect from a triangle singularity [32]. Thus, searching for the $T_{c\bar{s}}(2900)$ in other processes is crucial to exclude the interpretation of the kinetic effects, and

* wangguanying@henu.edu.cn

† chendy@seu.edu.cn

‡ wangen@zzu.edu.cn

the more experimental information could be helpful to explore its structure and deepen our understanding of the hadron-hadron interactions.

The Λ_b decays to heavy particles with charmness show an immense potential to the investigation of particle properties [33–37]. Taking into account that the $T_{c\bar{s}}(2900)$ was observed in the DK channel, we would like to propose to search for this state in the $\Lambda_b \rightarrow D^0 K^0 \Lambda$, which has not yet been measured experimentally. However, the process $\Lambda_b \rightarrow D^0 p \pi^-$ has been observed by LHCb Collaboration [38, 39], and we can roughly estimate its branching fraction to be $\mathcal{B}(\Lambda_b \rightarrow D^0 p \pi^-) = 6.28 \times 10^{-4}$ ¹. The processes $\Lambda_b \rightarrow D^0 K^0 \Lambda$ and $\Lambda_b \rightarrow D^0 p \pi^-$ have the similar production mechanisms and branching fractions, thus the process $\Lambda_b \rightarrow D^0 K^0 \Lambda$ is expected to be observed by LHCb Collaboration. Thus, in this work we would like to investigate the process $\Lambda_b \rightarrow D^0 K^0 \Lambda$ in order to find the possible evidence of the $T_{c\bar{s}}(2900)$ in the $D^0 K^0$ invariant mass distributions. Here we focus on the process $\Lambda_b \rightarrow D^0 K^0 \Lambda$ decay by considering the $D_s^{*+} \rho^-$ and $D^{*0} K^{*0}$ final-state interaction to generate the signal of $T_{c\bar{s}}(2900)^0$. In addition, we will also consider the contribution from the S -wave pseudoscalar mesons-octet baryon interactions which are well described within the unitary chiral approach [42–52].

This paper is organized as follows. In Sec. II, we present the theoretical formalism of the process $\Lambda_b \rightarrow D^0 K^0 \Lambda$. Numerical results are presented in Sec. III. Finally, we present a short summary in the last section.

II. FORMALISM

In this section, we will introduce the theoretical formalism for the process $\Lambda_b \rightarrow D^0 K^0 \Lambda$. Firstly, the mechanism for this process via the intermediate state $T_{c\bar{s}}(2900)$ is given in Sec. II A, and then the mechanism via the intermediate state $N^*(1535)$ is given in Sec. II B. Finally, we give the formalism for the invariant mass distributions for this process in Sec. II C.

¹ With the ratio of the branching fractions measured by LHCb,

$$\begin{aligned} R_{\Lambda_b \rightarrow D^0 p \pi^-} &= \frac{\mathcal{B}(\Lambda_b \rightarrow D^0 p \pi^-) \times \mathcal{B}(D^0 \rightarrow K^- \pi^+)}{\mathcal{B}(\Lambda_b \rightarrow \Lambda_c \pi^-) \times \mathcal{B}(\Lambda_c \rightarrow p K^- \pi^+)} \\ &= 0.0806 \pm 0.0023 \pm 0.0035, \end{aligned}$$

and the data of Review of Particle Physics (RPP) [40],

$$\begin{aligned} \mathcal{B}(D^0 \rightarrow K^- \pi^+) &= (3.947 \pm 0.030)\%, \\ \mathcal{B}(\Lambda_b \rightarrow \Lambda_c \pi^-) &= (4.9 \pm 0.4) \times 10^{-3}, \\ \mathcal{B}(\Lambda_c \rightarrow p K^- \pi^+) &= (6.28 \pm 0.32)\%, \end{aligned}$$

we could roughly extract the branching fraction $\mathcal{B}(\Lambda_b \rightarrow D^0 p \pi^-) = 6.28 \times 10^{-4}$ by applying the narrow width approximation [41].

A. $T_{c\bar{s}}(2900)$ in the $\Lambda_b \rightarrow D^0 K^0 \Lambda$

Since the $T_{c\bar{s}}(2900)$ could be explained as the $D_s^* \rho - D^* K^*$ bound/virtual state in the coupled-channel approach [22], one need to produce the $D_s^* \rho$ or $D^* K^*$ via the mechanisms of the external W^- emission and the internal W^- emission, respectively as depicted in Figs. 1(a) and 1(b).

For the mechanism of the external W^- emission, the b quark in the initial Λ_b weakly transits into a W^- boson and a c quark, following by the W^- decaying into the $\bar{u}d$ pair. The ud pair of the initial Λ_b has the isospin $I = 0$, and acts the spectators in this process. The $\bar{u}d$ pair from the W^- boson decay will hadronize into ρ^- , and the c and ud pair, together with the $\bar{s}s$ pair created from the vacuum, will hadronize into the meson-baryon pairs as follows,

$$\begin{aligned} |\Lambda_b\rangle &= \frac{1}{\sqrt{2}} b(ud - du) \\ &\Rightarrow W^- c \frac{1}{\sqrt{2}} (ud - du) \\ &\Rightarrow \bar{u}dc(\bar{s}s) \frac{1}{\sqrt{2}} (ud - du) \\ &\Rightarrow \rho^- c(\bar{s}s) \frac{1}{\sqrt{2}} (ud - du) \\ &\Rightarrow \rho^- D_s^{*+} \frac{1}{\sqrt{2}} s(ud - du) \\ &\Rightarrow -\sqrt{\frac{2}{3}} \rho^- D_s^{*+} \Lambda, \end{aligned} \quad (2)$$

where we use the meson flavor wave functions $\rho^- = \bar{u}d$, $D_s^{*+} = c\bar{s}$, and take the mixed antisymmetric baryon wave functions as [53]²,

$$\begin{aligned} \Lambda_b &= \frac{1}{\sqrt{2}} |b(ud - du)\rangle, \\ \Lambda &= \frac{1}{\sqrt{12}} |u(ds - sd) + d(su - us) - 2s(ud - du)\rangle. \end{aligned} \quad (4)$$

On the other hand, we also can produce the $D^{*0} K^{*0}$ via the mechanism of the internal W^- emission, as de-

² Here we have to be careful with the phase conventions. By looking at the phase convention of Ref. [53] and the one inherent in the baryon octet matrix used in the chiral Lagrangians,

$$B = \begin{pmatrix} \frac{\Sigma^0}{\sqrt{2}} + \frac{\Lambda}{\sqrt{6}} & \Sigma^+ & p \\ \Sigma^- & -\frac{\Sigma^0}{\sqrt{2}} + \frac{\Lambda}{\sqrt{6}} & n \\ \Xi^- & \Xi^0 & -\frac{2\Lambda}{\sqrt{6}} \end{pmatrix}, \quad (3)$$

one can see that one must change the phase of Σ^+ , Λ , and Ξ^0 from Ref. [53] to agree with the Chiral Lagrangians, as discussed in Refs. [54, 55].

picted in Fig. 1(b) as follows,

$$\begin{aligned}
|\Lambda_b\rangle &= \frac{1}{\sqrt{2}}b(ud - du) \\
&\Rightarrow cW^- \frac{1}{\sqrt{2}}(ud - du) \\
&\Rightarrow c\bar{u}d(\bar{s}s) \frac{1}{\sqrt{2}}(ud - du) \\
&\Rightarrow -\sqrt{\frac{2}{3}}D^{*0}K^{*0}\Lambda.
\end{aligned} \tag{6}$$

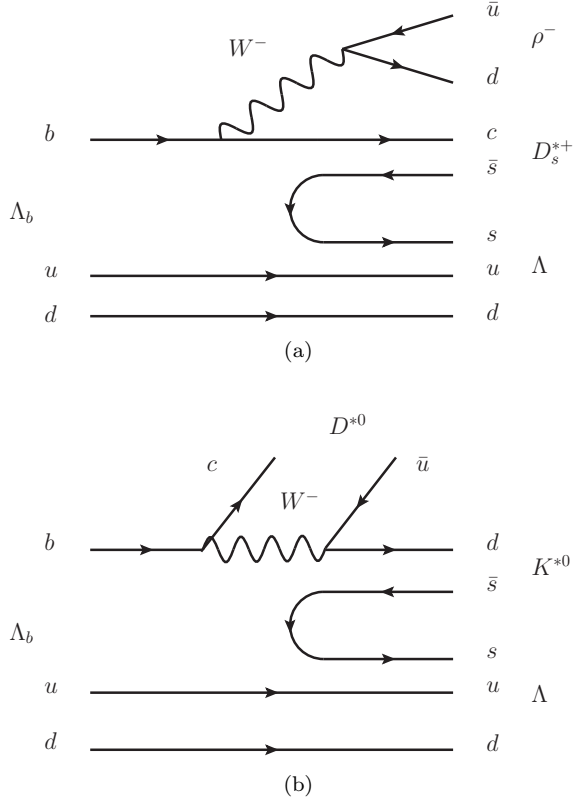


FIG. 1. The Λ_b weakly decay at the microscopic quark picture. (a) The $\Lambda_b \rightarrow \rho^- D_s^{*+} \Lambda$ decay via the mechanism of the external W^- emission, (b) the $\Lambda_b \rightarrow D^{*0} K^{*0} \Lambda$ decay via the mechanism of the internal W^- emission.

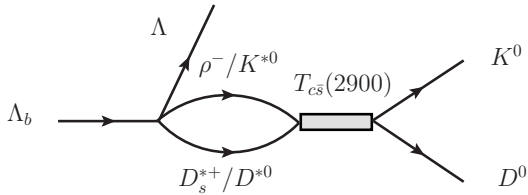


FIG. 2. $\Lambda_b \rightarrow D^0 K^0 \Lambda$ decay via the intermediate state $T_{c\bar{s}}(2900)$ produced by the interactions of $D_s^{*+} \rho^-$ and $D^{*0} K^{*0}$.

Now, the states $D_s^{*+} \rho^-$ and $D^{*0} K^{*0}$ could undergo the S -wave interactions to generate the $T_{c\bar{s}}(2900)$ state, following by decaying into the final states $D^0 K^0$, as depicted in Fig. 2. In this case, we could write the amplitude for Fig. 2 as,

$$\begin{aligned}
\mathcal{T}^{T_{c\bar{s}}} &= -\sqrt{\frac{2}{3}}V_p \left[C \times G_{D_s^{*+} \rho^-} t_{D_s^{*+} \rho^- \rightarrow D^0 K^0} \right. \\
&\quad \left. + G_{D^{*0} K^{*0}} t_{D^{*0} K^{*0} \rightarrow D^0 K^0} \right],
\end{aligned} \tag{7}$$

where the parameter V_p contains all dynamical factors of the production vertex of Fig. 1(b), and is assumed to be constant as done in Refs. [34–37]. The factor C is the color factor, corresponding the weight of the W^- external emission of Fig. 1(a) with respect to the W^- internal emission of Fig. 1(b), and we take $C = 3$ in the case of color number $N_C = 3$ [56–58]. $G_{D_s^{*+} \rho^-}$ and $G_{D^{*0} K^{*0}}$ are the loop functions of the two-meson systems composed of $D_s^{*+} \rho^-$ and $D^{*0} K^{*0}$, respectively, while $t_{D_s^{*+} \rho^- \rightarrow D^0 K^0}$ and $t_{D^{*0} K^{*0} \rightarrow D^0 K^0}$ are the transition amplitudes for $D_s^{*+} \rho^- \rightarrow D^0 K^0$ and $D^{*0} K^{*0} \rightarrow D^0 K^0$, respectively. Both of them are the functions of the $D^0 K^0$ invariant mass $M_{D^0 K^0}$. Within the dimensional regularization method, the loop function G_i can be written as,

$$\begin{aligned}
G_i &= i \int \frac{d^4 q}{(2\pi)^4} \frac{1}{(p-q)^2 - m_2^2 + i\epsilon} \frac{1}{q^2 - m_1^2 + i\epsilon} \\
&= \frac{1}{16\pi^2} \left\{ a(\mu) + \ln \frac{m_1^2}{\mu^2} + \frac{s + m_2^2 - m_1^2}{2s} \ln \frac{m_2^2}{m_1^2} \right. \\
&\quad + \frac{|\vec{q}|}{\sqrt{s}} [\ln(s - (m_2^2 - m_1^2)) + 2|\vec{q}|\sqrt{s}] \\
&\quad + \ln(s + (m_2^2 - m_1^2)) + 2|\vec{q}|\sqrt{s} \\
&\quad - \ln(-s + (m_2^2 - m_1^2)) + 2|\vec{q}|\sqrt{s} \\
&\quad \left. - \ln(-s - (m_2^2 - m_1^2)) + 2|\vec{q}|\sqrt{s} \right\},
\end{aligned} \tag{8}$$

where $m_{1,2}$ are the meson masses of the channels $D_s^{*+} \rho^-$ and $D^{*0} K^{*0}$. Here we take $\mu = 1500$ MeV and $\alpha = -1.474$ for both channels, which are the same as those in the study of the $D_s^{*+} \rho^-$ interaction in Ref. [23, 31, 59]. Then the transition amplitudes are given by,

$$t_{D_s^{*+} \rho^- \rightarrow D^0 K^0} = \frac{g_{T_{c\bar{s}}, D_s^{*+} \rho^-} g_{T_{c\bar{s}}, D^0 K^0}}{M_{D^0 K^0}^2 - m_{T_{c\bar{s}}}^2 + im_{T_{c\bar{s}}} \Gamma_{T_{c\bar{s}}}}, \tag{9}$$

$$t_{D^{*0} K^{*0} \rightarrow D^0 K^0} = \frac{g_{T_{c\bar{s}}, D^{*0} K^{*0}} g_{T_{c\bar{s}}, D^0 K^0}}{M_{D^0 K^0}^2 - m_{T_{c\bar{s}}}^2 + im_{T_{c\bar{s}}} \Gamma_{T_{c\bar{s}}}}, \tag{10}$$

where the $m_{T_{c\bar{s}}} = 2892$ MeV and $\Gamma_{T_{c\bar{s}}} = 119$ MeV are given by Ref. [16, 17]. The constant $g_{T_{c\bar{s}}, D^{*0} K^{*0}}$ corresponds to the coupling between $T_{c\bar{s}}(2900)$ and its components $D^{*0} K^{*0}$, which could be related to the binding energy by [23, 60–62],

$$g_{T_{c\bar{s}}, D^* K^*}^2 = 16\pi(m_{D^*} + m_{K^*})^2 \tilde{\lambda}^2 \sqrt{\frac{2\Delta E}{\mu}}, \tag{11}$$

where $\tilde{\lambda} = 1$ gives the probability to find the molecular component in the physical states, $\Delta E = m_{D^*} + m_{K^*} - m_{T_{c\bar{s}}}$ denotes the binding energy, and $\mu = m_{D^*} m_{K^*} / (m_{D^*} + m_{K^*})$ is the reduced mass.

The value of the coupling constant $g_{T_{c\bar{s}}, \rho^- D_s^{*+}}$ could be obtained from the partial width of $T_{c\bar{s}}(2900) \rightarrow \rho^- D_s^{*+}$, which could be expressed as follows,

$$\Gamma_{T_{c\bar{s}} \rightarrow \rho^- D_s^{*+}} = \frac{3}{8\pi} \frac{1}{m_{T_{c\bar{s}}}^2} |g_{T_{c\bar{s}}, \rho^- D_s^{*+}}|^2 |\vec{q}_\rho|, \quad (12)$$

where \vec{q}_ρ is the three-momentum of the ρ^- in the $T_{c\bar{s}}(2900)$ rest frame,

$$|\vec{q}_\rho| = \frac{\lambda^{1/2}(m_{T_{c\bar{s}}}^2, m_{D_s^{*+}}^2, m_{\rho^-}^2)}{2m_{T_{c\bar{s}}}} \quad (13)$$

with the Källén function $\lambda(x, y, z) = x^2 + y^2 + z^2 - 2xy - 2yz - 2zx$. And similarly we can get the $g_{T_{c\bar{s}}, D^0 K^0}$ coupling from the partial width of $T_{c\bar{s}}(2900) \rightarrow D^0 K^0$,

$$\Gamma_{T_{c\bar{s}} \rightarrow D^0 K^0} = \frac{1}{8\pi} \frac{1}{m_{T_{c\bar{s}}}^2} |g_{T_{c\bar{s}}, D^0 K^0}|^2 |\vec{q}_{K^0}| \quad (14)$$

with

$$|\vec{q}_{K^0}| = \frac{\lambda^{1/2}(m_{T_{c\bar{s}}}^2, m_{D^0}^2, m_{K^0}^2)}{2m_{T_{c\bar{s}}}}. \quad (15)$$

In Ref. [19], the partial widths of decay modes $\rho^- D_s^{*+}$ and $D^0 K^0$ were estimated to be (2.96 ~ 5.3) MeV and (52.6 ~ 101.7) MeV, respectively. In the present work, we take the center values of the estimated decay widths, i.e., $\Gamma_{T_{c\bar{s}} \rightarrow \rho^- D_s^{*+}} = 4.13$ MeV and $\Gamma_{T_{c\bar{s}} \rightarrow D^0 K^0} = 77.15$ MeV, and obtain the coupling constants $g_{T_{c\bar{s}}, D_s^{*+} \rho^-} = 2007$ MeV, $g_{T_{c\bar{s}}, D^0 K^0} = 4697$ MeV, and $g_{T_{c\bar{s}}, D^{*0} K^{*0}} = 8809$ MeV, respectively.

B. $N^*(1535)$ in the $\Lambda_b \rightarrow D^0 K^0 \Lambda$

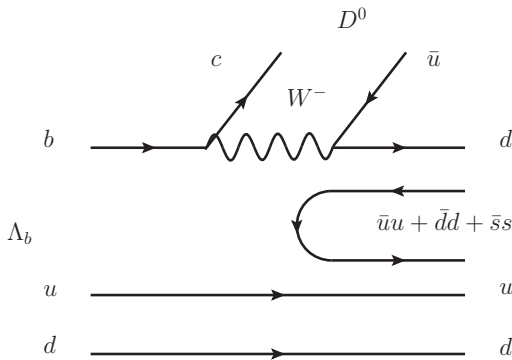


FIG. 3. Quark level diagrams for the process $\Lambda_b \rightarrow D^0 d(\bar{u}u + \bar{d}d + \bar{s}s)ud$.

In this subsection, we will present the mechanism of the process $\Lambda_b \rightarrow D^0 K^0 \Lambda$ via the intermediate resonance $N^*(1535)$. As shown in Fig. 3, the b quark of the initial Λ_b weakly transits into a c quark and a W^- boson, then the W^- boson subsequently decays into a $\bar{u}d$ quark pair. The c quark from the Λ_b decay and the \bar{u} quark from the W^- boson will hadronize into a D^0 meson. The d quark from the W^- boson decay and the ud quark pair in the initial Λ_b , together with the quark pair $\bar{q}q = \bar{u}u + \bar{d}d + \bar{s}s$ created from the vacuum with the quantum numbers $J^{PC} = 0^{++}$, hadronize into hadron pairs, which can be expressed as [36, 52],

$$|H\rangle = \pi^- p - \frac{1}{\sqrt{2}} \pi^0 n + \frac{1}{\sqrt{3}} \eta n - \sqrt{\frac{2}{3}} K^0 \Lambda, \quad (16)$$

where the mixed antisymmetric flavor wave functions for proton and neutron $p = u(ud - du)/\sqrt{2}$ and $n = d(ud - du)/\sqrt{2}$, respectively, and the one for Λ is given by Eq. (5).

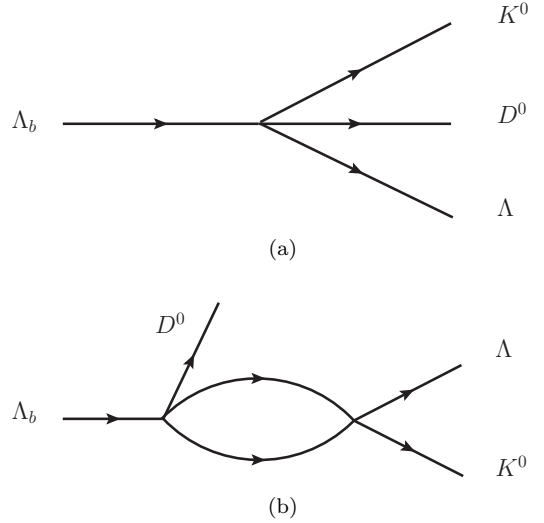


FIG. 4. The mechanisms of the $\Lambda_b \rightarrow D^0 K^0 \Lambda$ decay. (a) tree diagram, (b) the S -wave pseudoscalar scalar-octet baryon interactions

Then, the process $\Lambda_b \rightarrow D^0 K^0 \Lambda$ decay could occur through the tree diagram of Fig. 4(a), and the S -wave meson-baryon interaction of Fig. 4(b), and the amplitude could be expressed as,

$$\mathcal{T}^{S-wave} = V_{p'} (h_{K^0 \Lambda} + \sum_i h_i \tilde{G}_i t_{i \rightarrow K^0 \Lambda}), \quad (17)$$

where the unknown constant $V_{p'}$ represents the strength of the production vertex of Fig. 3 that contains all dynamical factors. The coefficients h_i are obtained by Eq. (16),

$$h_{\pi^- p} = 1, \quad h_{\pi^0 n} = -\frac{1}{\sqrt{2}}, \quad h_{\eta n} = \frac{1}{\sqrt{3}}, \quad h_{K^0 \Lambda} = -\sqrt{\frac{2}{3}}. \quad (18)$$

The \tilde{G}_i in Eq. (17) is the loop function of the meson-baryon system, and $t_{i \rightarrow K^0 \Lambda}$ are the scattering matrices of the coupled channels. The transition amplitude of $t_{i \rightarrow K^0 \Lambda}$ is obtained by solving the Bethe-Salpeter equation,

$$T = [1 - VG]^{-1}V. \quad (19)$$

The transition potential V_{ij} is taken from Refs. [36, 52], which is

$$V_{ij} = -\frac{C_{ij}}{4f_i f_j} (2\sqrt{s} - M_i - M_j) \times \left(\frac{M_i + E_i}{2M_i}\right)^{1/2} \left(\frac{M_j + E_j}{2M_j}\right)^{1/2}, \quad (20)$$

where E_i and M_i are the energy and mass of the baryon in the i -th channel, and the coefficients C_{ij} are shown in Table I, reflecting the SU(3) flavor symmetry. The coefficients f_i are the pseudoscalar decay constants for the i -th channel, for which we use,

$$f_\pi = 93 \text{ MeV}, \quad f_K = 1.22f_\pi, \quad f_\eta = 1.3f_\pi. \quad (21)$$

TABLE I. The coefficients $C_{ij} = C_{ji}$ for the S -wave meson baryon scattering in the strangeness $S = 0$ and isospin $I = 1/2$ sector [52].

	$K^+\Sigma^-$	$K^0\Sigma^0$	$K^0\Lambda$	π^-p	π^0n	ηn
$K^+\Sigma^-$	1	$-\sqrt{2}$	0	0	$-1/\sqrt{2}$	$-\sqrt{3}/2$
$K^0\Sigma^0$		0	0	$-1/\sqrt{2}$	$-1/2$	$\sqrt{3}/2$
$K^0\Lambda$			0	$-\sqrt{3}/2$	$\sqrt{3}/2$	$-3/2$
π^-p				1	$-\sqrt{2}$	0
π^0n					0	0
ηn						0

We note that the loop function \tilde{G}_i function in Eq. (17) is calculated by using the cut off method with $|\tilde{q}_{\max}| = 1750 \text{ MeV}$. The loop function G in Eq. (19) is given by the dimensional regularization method. In this work, we take the regularization scale $\mu = 1200 \text{ MeV}$ and use the following values for the subtraction constants a_i [52],

$$a_{K^+\Sigma^-} = -2.8, \quad a_{K^0\Sigma^0} = -2.8, \quad a_{K^0\Lambda} = 1.6, \quad (22)$$

$$a_{\pi^-p} = 2.0, \quad a_{\pi^0n} = 2.0, \quad a_{\eta n} = 0.2.$$

C. Invariant Mass Distribution

With all the ingredients obtained in the previous section, one can write down the double differential decay width for the process $\Lambda_b \rightarrow D^0 K^0 \Lambda$ as follows,

$$\frac{d^2\Gamma}{dM_{K^0\Lambda}dM_{D^0K^0}} = \frac{1}{(2\pi)^3} \frac{2M_{K^0\Lambda}2M_{D^0K^0}}{32M_{\Lambda_b}^3} |\mathcal{T}^{\text{Total}}|^2, \quad (23)$$

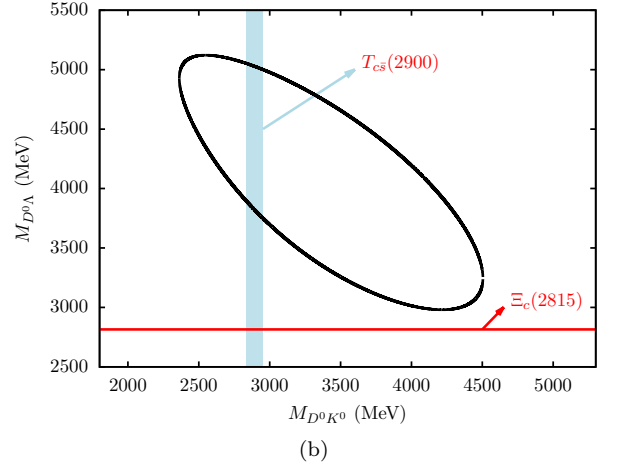
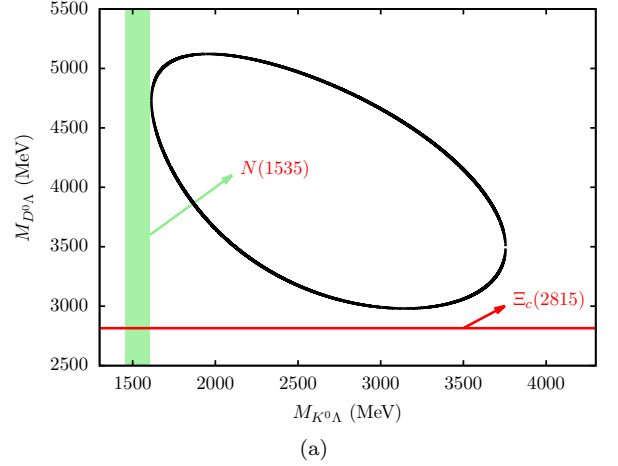


FIG. 5. The Dalitz plots for the process $\Lambda_b \rightarrow D^0 K^0 \Lambda$. The green band stands for the region of 1455-1605 MeV that the predicted $N^*(1535)$ state lies in, the blue band stands for the region of 2830-2950 MeV that the $T_{c\bar{s}}(2900)$ state lies in, while the red bands correspond to the one of $\Xi_c(2815)$, which is much narrow.

where the total amplitude is,

$$\mathcal{T}^{\text{Total}} = \mathcal{T}^{S\text{-wave}} + \mathcal{T}^{T_{c\bar{s}}}. \quad (24)$$

One could obtain the invariant mass distributions $d\Gamma/dM_{K^0\Lambda}$ and $d\Gamma/dM_{D^0K^0}$ by integrating Eq. (23) over each of the invariant mass variables. For a given value of M_{12} , the range of M_{23} is determined by [40],

$$(m_{23}^2)_{\min} = (E_2^* + E_3^*)^2 - \left(\sqrt{E_2^{*2} - m_2^2} + \sqrt{E_3^{*2} - m_3^2}\right)^2,$$

$$(m_{23}^2)_{\max} = (E_2^* + E_3^*)^2 - \left(\sqrt{E_2^{*2} - m_2^2} - \sqrt{E_3^{*2} - m_3^2}\right)^2, \quad (25)$$

where E_2^* and E_3^* are the energies of particles 2 and 3 in the M_{12} rest frame, which are written as,

$$\begin{aligned} E_2^* &= \frac{M_{12}^2 - m_1^2 + m_2^2}{2M_{12}}, \\ E_3^* &= \frac{M_{\Lambda_b}^2 - M_{12}^2 + m_3^2}{2M_{12}}, \end{aligned} \quad (26)$$

with m_1 , m_2 , and m_3 are the masses of involved particles 1, 2, and 3, respectively. All the masses and widths of the particles are taken from the RPP [40].

Indeed, the process $\Lambda_b \rightarrow D^0 K^0 \Lambda$ can also occur through the interaction of the $D^0 \Lambda$, which may dynamically generate the resonances. In Ref. [63], the interaction of the coupled channels including $D^0 \Lambda$ was studied within a unitary coupled-channel approach which incorporates heavy-quark spin symmetry, and two resonances $\Xi_c(2790)$ and $\Xi_c(2815)$ are identified as the dynamically generated resonances. Since their masses are about 200 MeV below the $D^0 \Lambda$ threshold, their contributions do not affect the structure of $N^*(1535)$ and $T_{c\bar{s}}(2900)$, which can be easily understood from the Dalitz plot of Figs. 5(a) and 5(b). Thus, we neglect the $D^0 \Lambda$ interaction, as done in Ref. [34].

III. RESULTS AND DISCUSSIONS

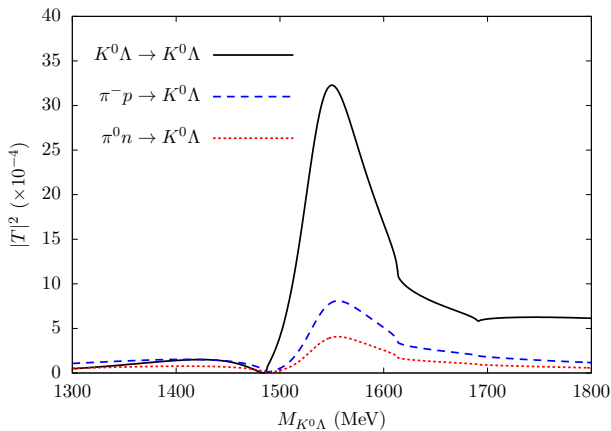


FIG. 6. Modulus squared of the transition amplitudes $t_{i \rightarrow K^0 \Lambda}$ in S -wave.

Firstly, we show the modulus squared of the transition amplitudes $|t_{i \rightarrow K^0 \Lambda}|^2$ of Eq. (19) in Fig. 6. The black-solid curve shows the modulus squared of the transition amplitude $t_{K^0 \Lambda \rightarrow K^0 \Lambda}$, the blue-dashed curve shows the one of the transition amplitude $t_{\pi^- p \rightarrow K^0 \Lambda}$, and the red-dotted curve shows the one of the transition amplitude $t_{\pi^0 n \rightarrow K^0 \Lambda}$. One can find that the modulus squared of the transition amplitudes $|t_{i \rightarrow D_s^0 \bar{K}}|^2$ exhibit a significant structure around 1535 MeV, which is associated to the resonance $N^*(1535)$.

In our model, there are two unknown parameters, V_p and $V_{p'}$ corresponding to the strengths of the production

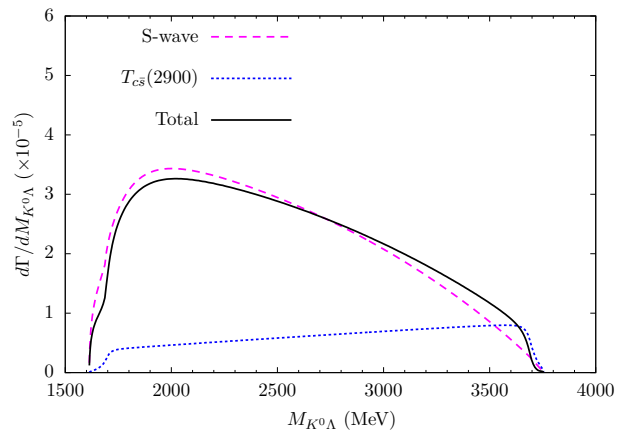


FIG. 7. The $K^0 \Lambda$ invariant mass distribution of the process $\Lambda_b \rightarrow D^0 K^0 \Lambda$ decay.

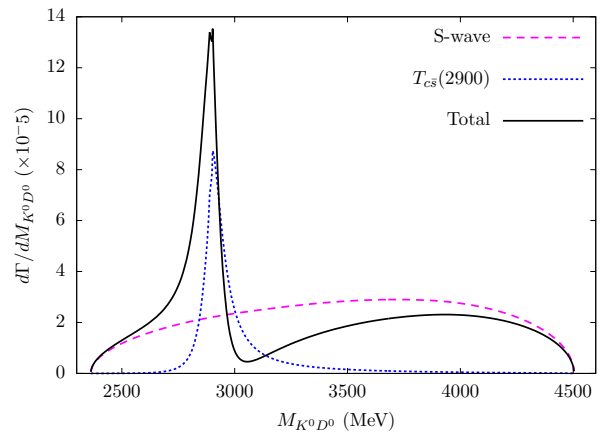


FIG. 8. The $D^0 K^0$ invariant mass distribution of the process $\Lambda_b \rightarrow D^0 K^0 \Lambda$ decay.

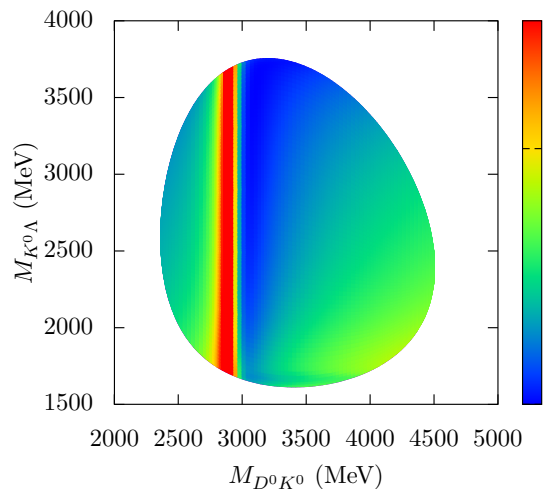


FIG. 9. The Dalitz plot of “ $M_{D^0 K^0}$ ” vs. “ $M_{K^0 \Lambda}$ ” for the process $\Lambda_b \rightarrow D^0 K^0 \Lambda$.

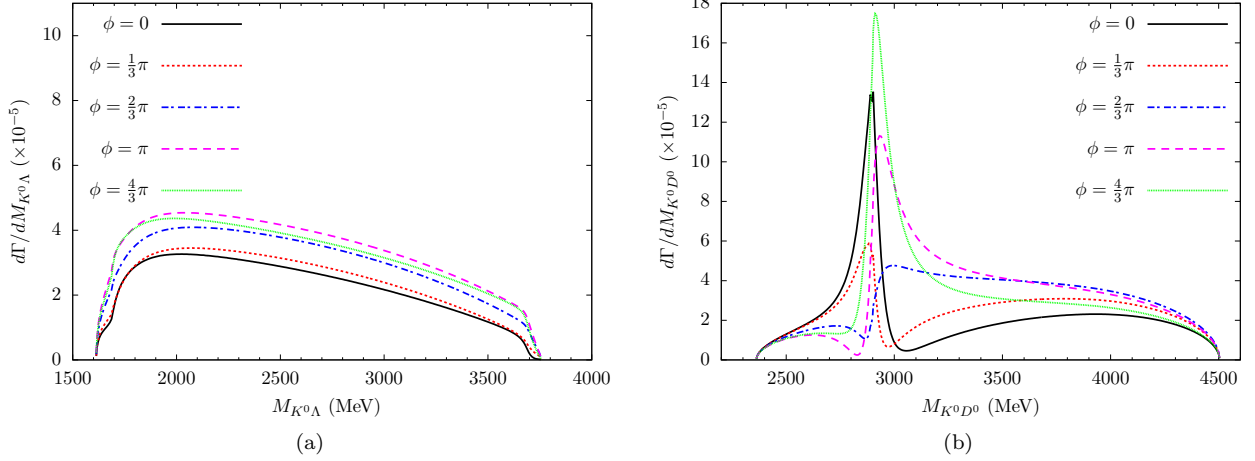


FIG. 10. The $K^0\Lambda$ and D^0K^0 invariant mass distributions of the process $\Lambda_b \rightarrow D^0K^0\Lambda$ decay with the interference phase $\phi = 0, \pi/3, 2\pi/3, \pi, \text{ and } 4\pi/3$.

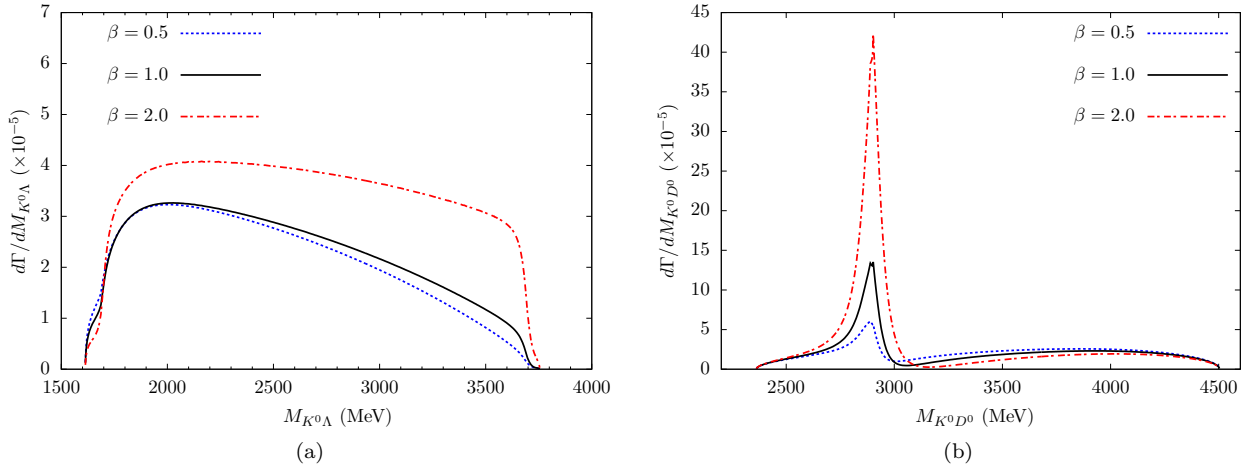


FIG. 11. The $K^0\Lambda$ and D^0K^0 invariant mass distributions of the process $\Lambda_b \rightarrow D^0K^0\Lambda$ with $\beta = V_p/V_{p'} = 0.5, 1.0, \text{ and } 2.0$.

vertices $\Lambda_b \rightarrow D^{*0}K^{*0}\Lambda$ and $\Lambda_b \rightarrow D^0K^0\Lambda$ respectively. In our calculation, we assume $V_p = V_{p'}$, and will discuss the uncertainties from the different ratio $\beta = V_p/V_{p'}$ later. In Figs. 7 and 8, we present our results of the $K^0\Lambda$ and D^0K^0 invariant mass distributions up to an arbitrary normalization, respectively. The magenta-dashed curves show the contribution from \mathcal{T}^{S-wave} , the blue-dotted curves show the contribution from the $\mathcal{T}^{T_{c\bar{s}}}$, and the black-solid curves show the contribution from the total amplitude. One can find a near-threshold enhancement in the $K^0\Lambda$ mass distribution, which is due to the resonance $N^*(1535)$, dynamically generated by the S -wave octet baryon-pseudoscalar interactions, is below the $K^0\Lambda$ threshold. Meanwhile, one can find a significant peak around 2900 MeV in the D^0K^0 invariant mass distribution, which could be associated with the tetraquark state $T_{c\bar{s}}(2900)$.

Next, we have presented the Dalitz plot for the process

$\Lambda_b \rightarrow D^0K^0\Lambda$ depending $M_{D^0K^0}$ and $M_{K^0\Lambda}$ in Fig. 9. One can find that the $N^*(1535)$ mainly contributes to the low energy region of the $K^0\Lambda$ invariant mass distribution, and a clear band, corresponding to the $T_{c\bar{s}}(2900)$, appears in the region around $M_{D^0K^0} = 2900$ MeV.

In addition, it should be noted that there may be the phase interference between the \mathcal{T}^{S-wave} and $\mathcal{T}^{T_{c\bar{s}}}$ in Eq. (24). Thus, we multiply the amplitude $\mathcal{T}^{T_{c\bar{s}}}$ by a phase factor $e^{i\phi}$, and calculate the $K^0\Lambda$ and D^0K^0 invariant mass distributions with $\phi = 0, \pi/3, 2\pi/3, \pi, \text{ and } 4\pi/3$, as presented in Figs. 10(a) and 10(b). In the $K^0\Lambda$ invariant mass distribution, the near-threshold enhancement, generated by the $N^*(1535)$, appears for different values of phase ϕ . On the other hand, although the line-shape of peak structure in the D^0K^0 invariant mass distribution is distorted by the interference with different phase ϕ , one can always find a clear signal of the peak structure around 2900 MeV.

In addition, we have assumed the relationship of the parameters $V_p = V_{p'}$ in our calculations. In order to check the uncertainties of the weight parameters, we have also present the $K^0\Lambda$ and D^0K^0 invariant mass distributions with different values of $\beta = V_p/V_{p'} = 0.5, 1.0,$ and 2.0 in Figs. 11(a) and 11(b), respectively. One can find that the lineshape of the $K^0\Lambda$ invariant mass distribution becomes stronger for large β , while the peak of $T_{c\bar{s}}(2900)$ in the D^0K^0 invariant mass distribution is always clear.

IV. CONCLUSIONS

Motivated by the LHCb Collaboration measurements of the decays $B^0 \rightarrow \bar{D}^0 D_s^+ \pi^-$ and $B^+ \rightarrow \bar{D}^0 D_s^+ \pi^+$, we have investigated the process $\Lambda_b \rightarrow D^0 K^0 \Lambda$ by taking into account the $D_s^{*+} \rho^-$ and $D^{*0} K^{*0}$ final-state interaction to generate the tetraquark state $T_{c\bar{s}}(2900)$. In addition, we have also taken into account the contribution from the S -wave pseudoscalar meson-octet baryon interactions in the $K^0\Lambda$ systems, which will dynamically generate the resonance $N^*(1535)$.

Our results show that a significant peak structure could be found around 2900 MeV in the D^0K^0 invariant mass distribution, which could be associated with the open-flavor tetraquark state $T_{c\bar{s}}(2900)$. Meanwhile, we have

predicted a near-threshold enhancement in the $K^0\Lambda$ invariant mass distribution.

Although the process $\Lambda_b \rightarrow D^0 K^0 \Lambda$ has not yet been measured experimentally, another process $\Lambda_b \rightarrow D^0 p \pi^-$, with the similar production mechanism, has been observed by LHCb Collaboration, the its branching fraction could be roughly estimated to be 6.28×10^{-4} , which implies that the process $\Lambda_b \rightarrow D^0 K^0 \Lambda$ should be accessible to be measured experimentally in future. Therefore, we strongly encourage our experimental colleagues to measure the $\Lambda_b \rightarrow D^0 K^0 \Lambda$ process, which would be crucial to confirm the existence the $T_{c\bar{s}}(2900)$ resonance.

ACKNOWLEDGEMENTS

We warmly thank Eulogio Oset for useful comments. This work is supported by the National Natural Science Foundation of China under Grant Nos. 11775050, 12175037, 12192263, and 12205075, the China Postdoctoral Science Foundation Funded Project under Grant No. 2021M701086, the Natural Science Foundation of Henan under Grand Nos. 222300420554, 232300421140, the Project of Youth Backbone Teachers of Colleges and Universities of Henan Province (2020GGJS017), and the Open Project of Guangxi Key Laboratory of Nuclear Physics and Nuclear Technology, No. NLK2021-08.

-
- [1] R. Aaij *et al.* [LHCb], Phys. Rev. Lett. **125**, 242001 (2020) doi:10.1103/PhysRevLett.125.242001 [arXiv:2009.00025 [hep-ex]].
- [2] R. Aaij *et al.* [LHCb], Phys. Rev. D **102**, 112003 (2020) doi:10.1103/PhysRevD.102.112003 [arXiv:2009.00026 [hep-ex]].
- [3] L. R. Dai, R. Molina and E. Oset, Phys. Lett. B **832**, 137219 (2022) doi:10.1016/j.physletb.2022.137219 [arXiv:2202.00508 [hep-ph]].
- [4] H. X. Chen, W. Chen, R. R. Dong and N. Su, Chin. Phys. Lett. **37**, no.10, 101201 (2020) doi:10.1088/0256-307X/37/10/101201 [arXiv:2008.07516 [hep-ph]].
- [5] H. X. Chen, Phys. Rev. D **105**, no.9, 094003 (2022) doi:10.1103/PhysRevD.105.094003 [arXiv:2103.08586 [hep-ph]].
- [6] R. M. Albuquerque, S. Narison, D. Rabetiarivony and G. Randriamanatrika, Nucl. Phys. A **1007**, 122113 (2021) doi:10.1016/j.nuclphysa.2020.122113 [arXiv:2008.13463 [hep-ph]].
- [7] M. Z. Liu, J. J. Xie and L. S. Geng, Phys. Rev. D **102**, no.9, 091502 (2020) doi:10.1103/PhysRevD.102.091502 [arXiv:2008.07389 [hep-ph]].
- [8] Y. Huang, J. X. Lu, J. J. Xie and L. S. Geng, Eur. Phys. J. C **80**, no.10, 973 (2020) doi:10.1140/epjc/s10052-020-08516-4 [arXiv:2008.07959 [hep-ph]].
- [9] M. W. Hu, X. Y. Lao, P. Ling and Q. Wang, Chin. Phys. C **45**, no.2, 021003 (2021) doi:10.1088/1674-1137/abcfaa [arXiv:2008.06894 [hep-ph]].
- [10] C. J. Xiao, D. Y. Chen, Y. B. Dong and G. W. Meng, Phys. Rev. D **103**, no.3, 034004 (2021) doi:10.1103/PhysRevD.103.034004 [arXiv:2009.14538 [hep-ph]].
- [11] S. Y. Kong, J. T. Zhu, D. Song and J. He, Phys. Rev. D **104**, no.9, 094012 (2021) doi:10.1103/PhysRevD.104.094012 [arXiv:2106.07272 [hep-ph]].
- [12] B. Wang and S. L. Zhu, Eur. Phys. J. C **82**, no.5, 419 (2022) doi:10.1140/epjc/s10052-022-10396-9 [arXiv:2107.09275 [hep-ph]].
- [13] X. H. Liu, M. J. Yan, H. W. Ke, G. Li and J. J. Xie, Eur. Phys. J. C **80**, no.12, 1178 (2020) doi:10.1140/epjc/s10052-020-08762-6 [arXiv:2008.07190 [hep-ph]].
- [14] Y. K. Chen, J. J. Han, Q. F. Lü, J. P. Wang and F. S. Yu, Eur. Phys. J. C **81**, no.1, 71 (2021) doi:10.1140/epjc/s10052-021-08857-8 [arXiv:2009.01182 [hep-ph]].
- [15] Q. Y. Lin and X. Y. Wang, Eur. Phys. J. C **82**, no.11, 1017 (2022) doi:10.1140/epjc/s10052-022-10995-6 [arXiv:2209.06062 [hep-ph]].
- [16] R. Aaij *et al.* [LHCb], Phys. Rev. Lett. **131**, no.4, 041902 (2023) doi:10.1103/PhysRevLett.131.041902 [arXiv:2212.02716 [hep-ex]].
- [17] R. Aaij *et al.* [LHCb], Phys. Rev. D **108**, no.1, 012017 (2023) doi:10.1103/PhysRevD.108.012017 [arXiv:2212.02717 [hep-ex]].
- [18] R. Molina, T. Branz and E. Oset, Phys. Rev. D **82** (2010), 014010 doi:10.1103/PhysRevD.82.014010 [arXiv:1005.0335 [hep-ph]].

- [19] Z. L. Yue, C. J. Xiao and D. Y. Chen, *Phys. Rev. D* **107**, no.3, 034018 (2023) doi:10.1103/PhysRevD.107.034018 [arXiv:2212.03018 [hep-ph]].
- [20] R. Chen and Q. Huang, [arXiv:2208.10196 [hep-ph]].
- [21] S. S. Agaev, K. Azizi and H. Sundu, *J. Phys. G* **50**, no.5, 055002 (2023) doi:10.1088/1361-6471/acc41a [arXiv:2207.02648 [hep-ph]].
- [22] M. Y. Duan, M. L. Du, Z. H. Guo, E. Wang and D. Y. Chen, *Phys. Rev. D* **108** (2023) no.7, 074006 doi:10.1103/PhysRevD.108.074006 [arXiv:2307.04092 [hep-ph]].
- [23] M. Y. Duan, E. Wang and D. Y. Chen, [arXiv:2305.09436 [hep-ph]].
- [24] W. T. Lyu, Y. H. Lyu, M. Y. Duan, D. M. Li, D. Y. Chen and E. Wang, [arXiv:2306.16101 [hep-ph]].
- [25] X. S. Yang, Q. Xin and Z. G. Wang, *Int. J. Mod. Phys. A* **38**, 2350056 (2023) [arXiv:2302.01718 [hep-ph]].
- [26] D. K. Lian, W. Chen, H. X. Chen, L. Y. Dai and T. G. Steele, [arXiv:2302.01167 [hep-ph]].
- [27] C. Jiang, Y. Jin, S. Y. Li, Y. R. Liu and Z. G. Si, *Symmetry* **15**, no.3, 695 (2023)
- [28] F. X. Liu, R. H. Ni, X. H. Zhong and Q. Zhao, *Phys. Rev. D* **107**, no.9, 096020 (2023) [arXiv:2211.01711 [hep-ph]].
- [29] V. Dmitrašinović, [arXiv:2301.05471 [hep-ph]].
- [30] P. G. Ortega, D. R. Entem, F. Fernandez and J. Segovia, [arXiv:2305.14430 [hep-ph]].
- [31] R. Molina and E. Oset, *Phys. Rev. D* **107**, no.5, 056015 (2023) [arXiv:2211.01302 [hep-ph]].
- [32] Y. H. Ge, X. H. Liu and H. W. Ke, *Eur. Phys. J. C* **82**, no.10, 955 (2022) [arXiv:2207.09900 [hep-ph]].
- [33] Fayyazuddin, *Phys. Rev. D* **95**, no.5, 053008 (2017) doi:10.1103/PhysRevD.95.053008 [arXiv:1704.06480 [hep-ph]].
- [34] L. L. Wei, H. S. Li, E. Wang, J. J. Xie, D. M. Li and Y. X. Li, *Phys. Rev. D* **103**, 114013 (2021) doi:10.1103/PhysRevD.103.114013 [arXiv:2102.03704 [hep-ph]].
- [35] W. Y. Liu, W. Hao, G. Y. Wang, Y. Y. Wang, E. Wang and D. M. Li, *Phys. Rev. D* **103**, no.3, 034019 (2021) doi:10.1103/PhysRevD.103.034019 [arXiv:2012.01804 [hep-ph]].
- [36] E. Wang, H. X. Chen, L. S. Geng, D. M. Li and E. Oset, *Phys. Rev. D* **93**, no.9, 094001 (2016) doi:10.1103/PhysRevD.93.094001 [arXiv:1512.01959 [hep-ph]].
- [37] J. X. Lu, E. Wang, J. J. Xie, L. S. Geng and E. Oset, *Phys. Rev. D* **93**, 094009 (2016) doi:10.1103/PhysRevD.93.094009 [arXiv:1601.00075 [hep-ph]].
- [38] R. Aaij *et al.* [LHCb], *Phys. Rev. D* **89**, no.3, 032001 (2014) doi:10.1103/PhysRevD.89.032001 [arXiv:1311.4823 [hep-ex]].
- [39] R. Aaij *et al.* [LHCb], *JHEP* **05** (2017), 030 doi:10.1007/JHEP05(2017)030 [arXiv:1701.07873 [hep-ex]].
- [40] R. L. Workman *et al.* [Particle Data Group], *PTEP* **2022**, 083C01 (2022) doi:10.1093/ptep/ptac097
- [41] H. Y. Cheng, C. W. Chiang and C. K. Chua, *Phys. Rev. D* **103** (2021) no.3, 036017 doi:10.1103/PhysRevD.103.036017 [arXiv:2011.07468 [hep-ph]].
- [42] E. Oset, A. Ramos and C. Bennhold, *Phys. Lett. B* **527**, 99-105 (2002) [erratum: *Phys. Lett. B* **530**, 260-260 (2002)] doi:10.1016/S0370-2693(01)01523-4 [arXiv:nucl-th/0109006 [nucl-th]].
- [43] J. A. Oller and U. G. Meissner, *Phys. Lett. B* **500**, 263-272 (2001) doi:10.1016/S0370-2693(01)00078-8 [arXiv:hep-ph/0011146 [hep-ph]].
- [44] E. Oset and A. Ramos, *Nucl. Phys. A* **635**, 99-120 (1998) doi:10.1016/S0375-9474(98)00170-5 [arXiv:nucl-th/9711022 [nucl-th]].
- [45] K. P. Khemchandani, A. Martínez Torres and J. A. Oller, *Phys. Rev. C* **100**, no.1, 015208 (2019) doi:10.1103/PhysRevC.100.015208 [arXiv:1810.09990 [hep-ph]].
- [46] Y. Kamiya, K. Miyahara, S. Ohnishi, Y. Ikeda, T. Hyodo, E. Oset and W. Weise, *Nucl. Phys. A* **954**, 41-57 (2016) doi:10.1016/j.nuclphysa.2016.04.013 [arXiv:1602.08852 [hep-ph]].
- [47] J. A. Oller, *Eur. Phys. J. A* **28**, 63-82 (2006) doi:10.1140/epja/i2006-10011-3 [arXiv:hep-ph/0603134 [hep-ph]].
- [48] D. Jido, J. A. Oller, E. Oset, A. Ramos and U. G. Meissner, *Nucl. Phys. A* **725**, 181-200 (2003) doi:10.1016/S0375-9474(03)01598-7 [arXiv:nucl-th/0303062 [nucl-th]].
- [49] C. Garcia-Recio, J. Nieves, E. Ruiz Arriola and M. J. Vicente Vacas, *Phys. Rev. D* **67**, 076009 (2003) doi:10.1103/PhysRevD.67.076009 [arXiv:hep-ph/0210311 [hep-ph]].
- [50] M. F. M. Lutz and E. E. Kolomeitsev, *Nucl. Phys. A* **700**, 193-308 (2002) doi:10.1016/S0375-9474(01)01312-4 [arXiv:nucl-th/0105042 [nucl-th]].
- [51] L. Roca and E. Oset, *Phys. Rev. C* **88**, no.5, 055206 (2013) doi:10.1103/PhysRevC.88.055206 [arXiv:1307.5752 [nucl-th]].
- [52] T. Inoue, E. Oset and M. J. Vicente Vacas, *Phys. Rev. C* **65**, 035204 (2002) doi:10.1103/PhysRevC.65.035204 [arXiv:hep-ph/0110333 [hep-ph]].
- [53] F. E. Close, *An Introduction to Quarks and Partons*, (Academic Press, London, 1979), p. 481.
- [54] R. P. Pavao, W. H. Liang, J. Nieves and E. Oset, *Eur. Phys. J. C* **77** (2017) no.4, 265 doi:10.1140/epjc/s10052-017-4836-3 [arXiv:1701.06914 [hep-ph]].
- [55] K. Miyahara, T. Hyodo, M. Oka, J. Nieves and E. Oset, *Phys. Rev. C* **95** (2017) no.3, 035212 doi:10.1103/PhysRevC.95.035212 [arXiv:1609.00895 [nucl-th]].
- [56] M. Y. Duan, J. Y. Wang, G. Y. Wang, E. Wang and D. M. Li, *Eur. Phys. J. C* **80**, no.11, 1041 (2020) doi:10.1140/epjc/s10052-020-08630-3 [arXiv:2008.10139 [hep-ph]].
- [57] Y. Zhang, E. Wang, D. M. Li and Y. X. Li, *Chin. Phys. C* **44**, no.9, 093107 (2020) doi:10.1088/1674-1137/44/9/093107 [arXiv:2001.06624 [hep-ph]].
- [58] L. R. Dai, G. Y. Wang, X. Chen, E. Wang, E. Oset and D. M. Li, *Eur. Phys. J. A* **55**, no.3, 36 (2019) doi:10.1140/epja/i2019-12706-6 [arXiv:1808.10373 [hep-ph]].
- [59] R. Molina and E. Oset, *Phys. Lett. B* **811**, 135870 (2020) doi:10.1016/j.physletb.2020.135870 [arXiv:2008.11171 [hep-ph]].
- [60] S. Weinberg, *Phys. Rev.* **137**, B672-B678 (1965) doi:10.1103/PhysRev.137.B672
- [61] Q. Wu, Y. K. Chen, G. Li, S. D. Liu and D. Y. Chen, *Phys. Rev. D* **107** (2023) no.5, 054044 doi:10.1103/PhysRevD.107.054044 [arXiv:2302.01696 [hep-ph]].

- [62] V. Baru, J. Haidenbauer, C. Hanhart, Y. Kalashnikova and A. E. Kudryavtsev, *Phys. Lett. B* **586**, 53-61 (2004) doi:10.1016/j.physletb.2004.01.088 [arXiv:hep-ph/0308129 [hep-ph]].
- [63] O. Romanets, L. Tolos, C. Garcia-Recio, J. Nieves, L. L. Salcedo and R. G. E. Timmermans, *Phys. Rev. D* **85** (2012), 114032 doi:10.1103/PhysRevD.85.114032 [arXiv:1202.2239 [hep-ph]].