

Revisiting Sentiment Analysis for Software Engineering in the Era of Large Language Models

TING ZHANG, Singapore Management University, Singapore

IVANA CLAIRINE IRSAN, Singapore Management University, Singapore

FERDIAN THUNG, Singapore Management University, Singapore

DAVID LO, Singapore Management University, Singapore

Software development is an inherently collaborative process, where various stakeholders frequently express their opinions and emotions across diverse platforms. Recognizing the sentiments conveyed in these interactions is crucial for the effective development and ongoing maintenance of software systems. For instance, app developers can harness sentiment analysis of app users' reviews to enhance the quality of their app. Over the years, many tools have been proposed to aid in sentiment analysis, but accurately identifying the sentiments expressed in software engineering datasets remains challenging.

Recent advances have showcased the potential of fine-tuned pre-trained language models in handling software engineering datasets, albeit they grapple with the shortage of labeled data. With the emergence of large language models (LLMs), it is pertinent to investigate how these models perform in the context of sentiment analysis for software engineering. In this work, we undertake a comprehensive empirical study using five established software engineering datasets. We assess the performance of three open-source LLMs in both zero-shot and few-shot scenarios. Additionally, we draw comparisons between fine-tuned pre-trained smaller language models and LLMs employing prompts.

Our experimental findings demonstrate that LLMs exhibit state-of-the-art performance on datasets marked by limited training data and imbalanced distributions. LLMs can also achieve excellent performance under a zero-shot setting. However, when ample training data is available, or the dataset exhibits a more balanced distribution, fine-tuned smaller language models can still achieve superior results.

CCS Concepts: • **Software and its engineering** → **Maintaining software**.

Additional Key Words and Phrases: Large Language Models, Sentiment Analysis, Software Engineering

1 INTRODUCTION

Sentiment analysis (SA), or opinion mining, is the computational study of people's opinions or emotions toward entities [24]. SA holds significant practical value and has found diverse applications across a wide spectrum of domains, including but not limited to business, marketing, politics, healthcare, and public advocacy [14]. Generally speaking, SA contains several tasks, such as sentiment classification [22], aspect-based sentiment classification [58], or hate speech detection [38]. Most existing Software Engineering (SE) research focuses on sentiment classification, i.e., assigning a sentiment polarity (e.g., negative, neutral, and positive) to a given text unit. For simplicity, we refer to the sentiment classification as SA in the rest of this article. SA has proven its utility in

Authors' addresses: [Ting Zhang](mailto:tingzhang.2019@phdcs.smu.edu.sg), Singapore Management University, Singapore, tingzhang.2019@phdcs.smu.edu.sg; [Ivana Claire Irsan](mailto:ivanairsan@smu.edu.sg), Singapore Management University, Singapore, ivanairsan@smu.edu.sg; [Ferdian Thung](mailto:ferdianthung@smu.edu.sg), Singapore Management University, Singapore, ferdianthung@smu.edu.sg; [David Lo](mailto:davidlo@smu.edu.sg), Singapore Management University, Singapore, davidlo@smu.edu.sg.

Permission to make digital or hard copies of all or part of this work for personal or classroom use is granted without fee provided that copies are not made or distributed for profit or commercial advantage and that copies bear this notice and the full citation on the first page. Copyrights for components of this work owned by others than ACM must be honored. Abstracting with credit is permitted. To copy otherwise, or republish, to post on servers or to redistribute to lists, requires prior specific permission and/or a fee. Request permissions from permissions@acm.org.

© 2023 Association for Computing Machinery.

0004-5411/2023/10-ART1 \$15.00

<https://doi.org/XXXXXXX.XXXXXXX>

various SE tasks, exemplified by its role in evaluating user reviews of mobile applications [21] and identifying sentences conveying negative opinions about application programming interfaces (APIs) [59]. Given that SE is inherently a collaborative endeavor, comprehending the sentiments expressed by different stakeholders across various platforms becomes imperative for the effective development and maintenance of software systems.

Prior studies have demonstrated that general SA tools work well on social media posts or product reviews while performing poorly on SE datasets [17, 42]. This discrepancy has spurred a growing interest in developing SE-specific SA tools over the past decade [2, 9, 16]. These sentiment analysis for SE (SA4SE) tools usually either propose a SE-specific lexicon [16] or a SE-specific model [2]. At the same time, several benchmarking studies on evaluating general SA tools and SE-specific tools have been conducted [17, 21, 30, 56]. Zhang et al. [56] made the first attempt to embrace the power of language models, i.e., smaller language models (SLMs),¹ for SA4SE. Zhang et al. demonstrated that SLMs outperform existing specialized SA4SE tools on the evaluation datasets. However, several challenges persist in the field of SA4SE. First, the accuracy of SLMs can degrade when there is a lack of labeled data for fine-tuning. For instance, the Google Play dataset, which contains app review comments, only has 341 labeled documents and 25 neutral ones. The fine-tuned SLMs predicted none of data points in the test set as neutral. While acquiring more labeled data can help mitigate this issue, manually labeling large volumes of data is time-consuming and lacks scalability. The second challenge relates to the limitations of fine-tuning itself. Fine-tuning SLMs requires updating at least a portion of the model parameters with domain-specific data. This is not scalable, especially when dealing with diverse SE contexts. Lastly, the third challenge occurs in cross-platform settings [28], where SA4SE tools tend to perform poorly. Models trained from one dataset may not generalize well when tested on a different dataset, hindering the adaptability and effectiveness of existing SA4SE tools. Given these challenges, there is a need to explore more effective solutions for SA4SE.

Recently, larger language models have shown promising results in many areas, spanning from general natural language processing (NLP) tasks to specialized applications like software development. LLMs are usually trained on massive corpora of texts and contain many parameters. For instance, GPT-3 [5] is trained on 175 billion parameters. LLAMA [43] is trained on trillions of tokens and contains 7B to 65B parameters. They have drastically reduced the domain-specific training examples required for a particular application [11]. These LLMs permit *in-context learning*: they can be adapted to a downstream task simply by providing it with a prompt (a natural language description of the task) [4]. This adaptability has been a game-changer in reducing the need for domain-specific training data, as LLMs can leverage their pre-existing knowledge to excel in diverse applications. LLMs can make predictions conditioned on a few input-output examples without updating any model parameters and achieve success in various tasks [5, 11]. Nevertheless, their performance in SA4SE remains largely unexplored. The intriguing prospect of adopting LLMs in this context lies in their ability to potentially address the challenges associated with fine-tuning SLMs and the limitations observed in cross-platform settings.

To fill this gap, our work embarks on a journey to explore the effectiveness of LLMs for SA4SE. To investigate the effectiveness of LLMs for SA4SE, we conducted a comprehensive empirical study on five existing SE datasets. We first evaluate LLMs under zero-shot and few-shot settings. For the zero-shot setting, we experimented with three different prompt templates. For the few-shot setting, we experimented with 1-, 3-, and 5-shot. The experimental results demonstrate that LLMs can perform well under zero-shot setting, while few-shot learning can further boost the performance.

¹In this work, we consider both SLMs (with < 1B parameters) and larger language models (with >= 1B parameters) as large language models (LLMs).

However, adding more shots does not guarantee an improvement in the performance. We also compared prompting LLMs with fine-tuning SLMs. We find that, on the dataset that lacks training data and the data is highly imbalanced, LLMs can surpass SLMs by a large gap. For the datasets that contain sufficient training data and more balanced data, SLMs may still be preferred.

Our contribution can be summarized as follows:

- Our work is the first study to examine the effectiveness of open-source LLMs on the SA4SE task.
- We evaluate three open-source LLMs under zero and few-shot settings.
- We compare fine-tuned PTMs with LLMs on five SE datasets collected from five distinct platforms.

The remaining parts of this work are as follows: Section 2 introduces the background of our work. Section 3 discusses about our experimental setup. Section 4 presents the results of our empirical study. Section 5 discusses the implications of our findings and the threats to validity. Section 6 shows the related works on SA4SE. Section 7 concludes this work and discusses future work.

2 BACKGROUND

2.1 Smaller Language Models in SE

Ever since the introduction of the attention mechanism [45], the Transformer architecture has been widely adopted in many NLP and SE tasks. These SLMs are trained on broad data and are pre-trained with self-supervised learning. They can be further fine-tuned with domain-specific data on downstream tasks to achieve better performance. They are usually encoder-only or encoder-decoder architectures. For instance, BERT [13], which is based on an encoder and learns bidirectional encoder representations from Transformers, adopts a masked language model (MLM) to pre-train the model. Specifically, BERT randomly masks some tokens in the input, and the model is trained to predict the masked tokens.

Notably, many SE artifacts are written in natural language. Thus, encoder-based models, such as BERT [13] and RoBERTa [25] have been used to represent these kinds of artifacts better. For instance, RoBERTa has been used to encode Stack Overflow posts to enhance API recommendation [47]. Encoder-decoder-based models, such as T5 [34], have been leveraged to fix code errors [3] or repair vulnerabilities [15].

2.2 Large Language Models in SE

As the pioneer of LLMs, GPT-3 [5] is based on decoder-only architecture and it shows that large autoregressive language models can achieve strong performance on many NLP tasks with only a few examples. These types of LLMs are usually trained with a standard left-to-right language modeling objective: predicting the next token given the previous tokens. With the rise of LLMs, the focus of NLP has shifted from the fine-tuning paradigm to the prompt engineering paradigm [4]. Recently, many large language models have been proposed, such as GPT-3 [5], PaLM [11], and LLaMA [43]. Among them, ChatGPT [1] has been widely used both in practice and in research. There have been many studies on evaluating or leveraging ChatGPT for various SE tasks, such as program repair [49], debugging [35], and duplicate bug report detection [55]. Most of the existing studies focus on the effectiveness of ChatGPT. However, since ChatGPT is closed-source and is still evolving, we consider that reporting the results from one version of ChatGPT may have limited effects in the future version of ChatGPT. Just over the span of a few months, both GPT-3.5 and GPT-4 have been found to significantly change their “behavior”, with the accuracy of their responses appearing to go down [7]. In addition, users need to pay for the official ChatGPT API to get reliable results. Using the ChatGPT graphical UI would lead to different results. After the introduction of

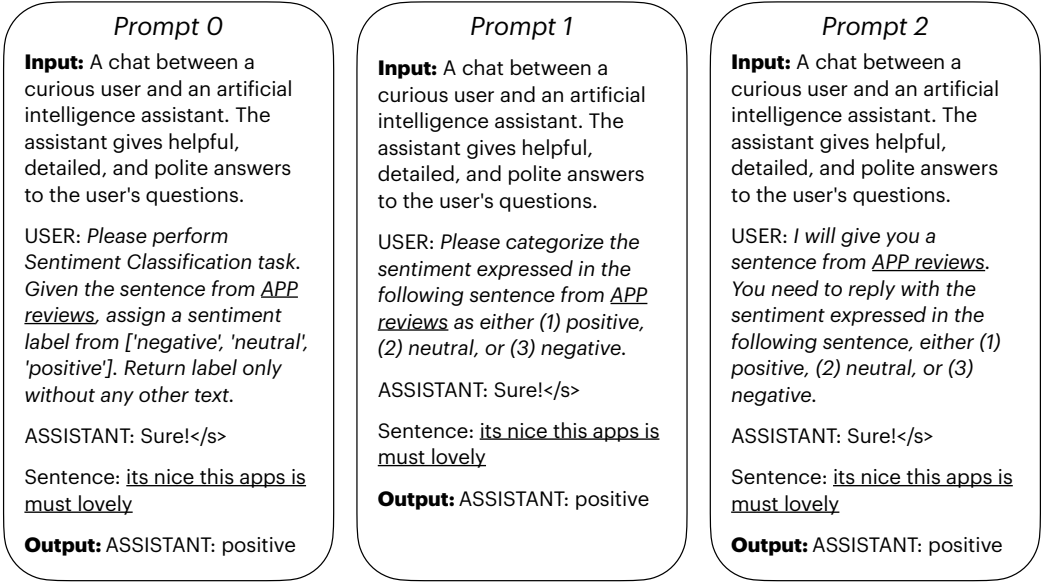


Fig. 1. Zero-shot prompt template used by Vicuna and WizardLM.

ChatGPT, many open-source LLMs have been proposed, such as LLAMA 2-CHAT [44], VICUNA [10], and WIZARDLM [50]. The usage of these open-source LLMs is still limited in the SE domain.

3 EXPERIMENTAL SETUP

3.1 Research Questions

In this work, we plan to answer the following research questions (RQs):

RQ1: How do various prompts affect the performance of LLMs in zero-shot learning for the SA4SE task?

In this RQ, our initial focus is exploring the zero-shot learning scenario, where LLMs are prompted without providing any labeled data. Prior studies have unveiled that LLMs exhibit varying results even when prompted with semantically similar queries [26, 33]. Additionally, certain research findings have emphasized the substantial impact of different word orders within the prompt templates on the predictions [12, 27]. Given the straightforward nature of SA, our objective is to formulate equally straightforward prompts.

These prompts encompass two key components: the *Task Description* and the *Output Format*. The *Task Description* serves the purpose of elucidating the task clearly and concisely. In our specific context, the task pertains to SA, and we articulate it through various expressions within the three templates. Importantly, the sentence origin (e.g., from APP reviews, from Stack Overflow) remains consistent across all prompt templates, enabling the distinction of diverse contexts and domains.

The *Output Format* component is designed to provide LLMs with guidance for generating responses in a specific format, facilitating the sentiment label extraction. To maintain generality, we employ an identical prompt template for all five datasets.² Figure 1 shows the three prompt templates we used for zero-shot setting. While all prompt templates share a semantic similarity,

²There is only a minor difference in the Jira dataset, given it only contains two sentiments, i.e., negative and positive. We reduced the scope to only two options in the templates used by Jira.

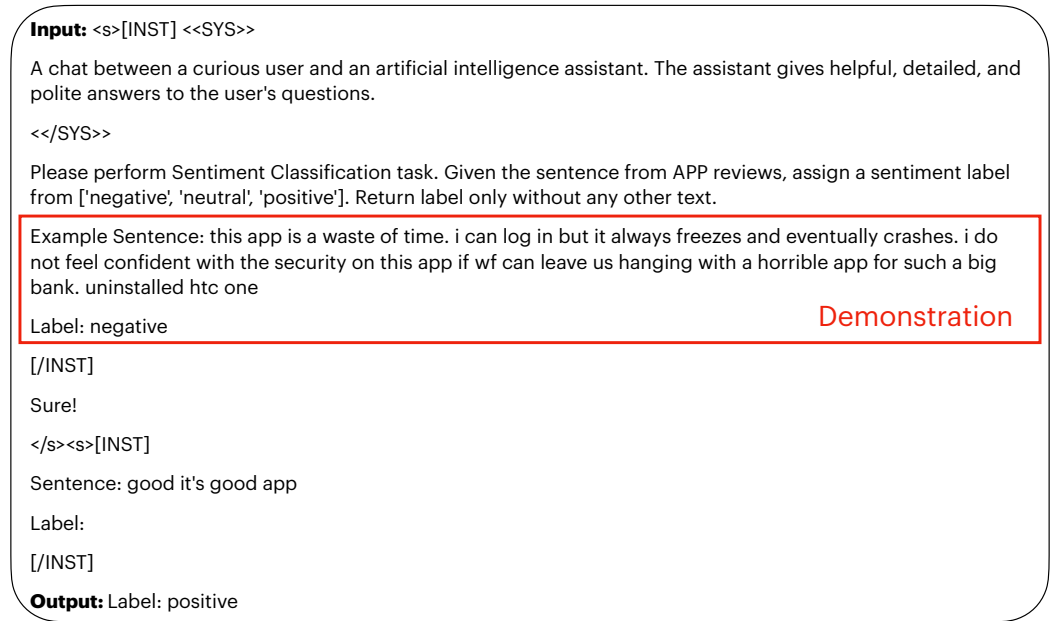


Fig. 2. Few-shot prompt template (with $k = 1$) utilized by LLAMA 2-CHAT.

they differ in their syntactic structure. Our inspiration for the first prompt template (i.e., Prompt 0) draws from Zhang et al. [57]. They designed the prompt to include only essential components, namely the task name, task definition, and output format. For Prompt 1 and Prompt 2, we introduce slight variations in expression.

RQ2: *How do various shots affect the performance of LLMs in few-shot learning for the SA4SE task?*

In the context of few-shot learning, we leverage the best-performing zero-shot prompt template, namely *Prompt 0*. We enrich *Prompt 0* with various numbers of examples filled in the **Demonstration** part. The demonstration part encompasses k ($k = 1, 3, 5$) examples and corresponding ground-truth labels, adhering to the desired format.

Figure 2 illustrates the few-shot prompt template employed by LLAMA 2-CHAT on the GooglePlay dataset. In the depicted figure, the demonstration segment (enclosed within the red box) comprises only one example. In the case of a 3-shot or 5-shot setup, this demonstration section would encompass a greater number of example sentences and their corresponding gold labels. We systematically sampled 1-, 3-, and 5-examples from the training data of each dataset, subsequently populating the demonstration segment within the template. This approach ensures that under the k -shot setting, different LLMs receive the same set of examples.

RQ3: *How do LLMs compare with fine-tuned SLMs on the SA4SE task?*

We compare the best macro-F1 and micro-F1 obtained by prompting LLMs and the fine-tuned SLMs.

3.2 Dataset

In this work, we experimented with the existing manually labeled datasets from five distinct platforms: Gerrit, GitHub, Google Play, Jira, and Stack Overflow. For simplicity, we refer to these datasets using abbreviations: Gerrit, GitHub, GooglePlay, Jira, and StackOverflow.

Gerrit Dataset: Ahmed et al. [2] meticulously labeled this dataset. They initiated their process by mining code review repositories from 20 prominent open-source software (OSS) projects. Three raters individually labeled the selected code review comments and resolved conflicts through discussion. The dataset was refined into two classes: *negative* and *non-negative*, forming the final dataset.

GitHub Dataset: Novielli et al. [28] curated the GitHub dataset, which comprises pull request and commit comments. Sentiment was assessed based on the entire comment, rather than isolated portions. The labeling process began with the manual classification of 4,000 comments, followed by a semi-automatic approach using Senti4SD [6], which required manual confirmation of the automatically assigned polarity labels.

GooglePlay, Jira, and StackOverflow Datasets: Lin et al. [21] provided three datasets, each with its unique characteristics:

- **GooglePlay Dataset:** Originally collected by Chen et al. [8], this dataset contains user reviews of Android apps on Google Play. Villarroel et al. [46] selected a subset of reviews from Chen et al.'s dataset, and Lin et al. further sampled 341 reviews. Lin et al. performed the manual labeling of sentiment, where two annotators individually classified text as positive, neutral, or negative. In cases of disagreement, a third evaluator was involved for resolution.
- **Jira Dataset:** This dataset comprises Jira issue comment sentences and was originally collected and labeled by Ortu et al. [32]. However, Ortu et al.'s dataset only provided emotional labels, such as *love*, *joy*, *anger*, and *sadness*. Lin et al. mapped sentences labeled with *love* or *joy* to "positive" and those labeled with *anger* or *sadness* to "negative".
- **StackOverflow Dataset:** Lin et al. gathered and labeled the StackOverflow dataset, extracting 5,073,452 sentences from the latest Stack Overflow dump available in July 2017. The sentences were selected based on two criteria: they had to be tagged with "Java", and they needed to contain keywords such as "library/libraries" or "API(s)". A random sample of 1,500 sentences was manually labeled by assigning a sentiment score to each sentence. The manual annotation was carried out individually by two annotators, with conflicts resolved through discussion.

We split each dataset with a ratio of 8:1:1, which stands for training, validation, and test, respectively. We did a stratified split where we kept the original class distribution in training, validation, and test. Since running LLMs is expensive, they usually contain billions of parameters, we did a sampling on all the test data with a confidence level of 95% and a margin of error of +/- 5%.³ Similarly, we also kept the class distribution the same as in the original whole dataset.

Table 1 presents the statistics of investigated datasets, specifically the average number of tokens per document. Notably, Gerrit and GooglePlay exhibit longer text, likely due to the inclusion of code review and APP review comments, which often span multiple sentences. Although the GitHub dataset also comprises pull request and commit comments, they are typically short in nature. Conversely, the StackOverflow dataset and Jira dataset include *sentences* from Stack Overflow

³We included all the provided test data in the GooglePlay dataset, as the number of sampled data is only 2 data points fewer than the whole test data.

Table 1. Dataset statistics. Neg. stands for negative, Neu. stands for neutral, Pos. stands for positive, and Non-neg. stands for non-negative.

Dataset	Total	Test	Sampled Test	Avg. Tokens
Gerrit	1,600: 398 (Neg.) 1,202 (Non-neg.)	160	114	29
GitHub	7,122: 2,087 (Neg.) 3,022 (Neu.) 2,013 (Pos.)	713	250	19
GooglePlay	341: 130 (Neg.) 25 (Neu.) 186 (Pos.)	35	35	27
Jira	926: 636 (Neg.) 290 (Pos.)	93	76	9
StackOverflow	1,500: 178 (Neg.) 1,191 (Neu.) 131 (Pos.)	150	109	11

and Jira, respectively. While some document units in these datasets contain multiple sentences and others just one, we collectively refer to them as *documents*.

3.3 Experimented Language Models

LLMs. We include three recently proposed LLMs based on their performance in the MMLU benchmark on the chatbot leaderboard⁴ in August 2023; the model name in the parenthesis is the exact model variant we used on the Hugging Face platform [48].

- **LLAMA 2-CHAT** (meta-llama/llama-2-13b-chat-hf) [44] is a fine-tuned version of LLAMA 2 that is optimized for dialogue use cases. LLAMA 2 uses the standard Transformer architecture [45] and it applies pre-normalization with RMSNorm [52], the SwiGLU activation function [39], and rotary positional embeddings [40]. LLAMA 2 made several improvements over LLAMA 1, including but not limited to more robust data cleaning, trained on 40% more total tokens, and doubled the context length.
- **VICUNA** (lmsys/vicuna-13b-v1.5) [10] is a chatbot trained by fine-tuning LLAMA 2 on 70K user-shared ChatGPT conversations. To better handle multi-turn conversations and long sequences, VICUNA is trained with the enhanced training script from Alpaca [41].
- **WIZARDLM** (WizardLM/WizardLM-13B-V1.2) [50] is another fine-tuned version of LLAMA 2. The authors propose *Evol-Instruct*, which is a novel method using LLMs instead of humans to automatically mass-produce open-domain instructions of various complexity levels to improve the performance of LLMs. The resulting LLMs by fine-tuning LLAMA 2 with the evolved instructions is called WIZARDLM.

SLMs. We include all the four SLMs experimented in Zhang et al. [56], i.e., BERT [13], RoBERTa [25], ALBERT [19], XLNet [51]. In addition, we also include a lightweight and memory-efficient variant of BERT, i.e., DistilBERT. We briefly describe these models. They mainly differ in the pre-training tasks adopted. We also present the exact model we used on the Hugging Face platform [48] in the parenthesis.

- **BERT** (bert-base-uncased) [13], which stands for Bidirectional Encoder Representations from Transformers, introduces two key pre-training tasks. The first is mask language modeling (MLM), where BERT learns to predict masked words in a given text. Additionally, BERT incorporates the next sentence prediction (NSP) task, training to determine whether the second sentence logically follows the first or is a random sentence from the training data.
- **RoBERTa** (roberta-base) [25] is short for “A Robustly Optimized BERT Pretraining Approach”. RoBERTa is a BERT variant distinguished by its innovative training strategies and

⁴<https://huggingface.co/spaces/lmsys/chatbot-arena-leaderboard>

hyperparameter choices. Notably, it eliminates the NSP task, employs a larger batch size, trains on a larger corpus than BERT, and utilizes a dynamic masking strategy during training.

- **ALBERT** (albert-base-v2) [19], or “A Lite BERT”, is another BERT variant designed to reduce model size and computational requirements while maintaining or improving performance. ALBERT retains the MLM task but replaces the NSP task with the sentence order prediction (SOP) task. In SOP, ALBERT is trained to predict whether pairs of sentences are correctly ordered or if their positions have been swapped.
- **XLNet** (xlnet-base-cased) [51] primarily focuses on capturing contextual information and long-range dependencies in text. It employs an autoregressive pretraining method and introduces permutation language modeling, where word order in a sentence is randomly shuffled, and the model is trained to predict the original sequence. XLNet also incorporates innovations such as the “two-stream self-attention” mechanism.
- **DistilBERT** (distilbert-base-uncased) [36] is a distilled and smaller version of the BERT model. DistilBERT is designed to be faster and more memory-efficient. DistilBERT adopts model compression or knowledge distillation to learn from a teacher BERT to capture the same knowledge but with fewer parameters. As DistilBERT combines efficiency and strong performance, it has been popular in research and industry settings.

3.4 Evaluation Metrics

Following the prior works, we also use macro- and micro-averaged precision, recall, and F1-score.

$$Precision = \frac{TP}{TP + FP} \quad (1)$$

$$Recall = \frac{TP}{TP + FN} \quad (2)$$

$$F1 = \frac{2 \times (Precision \times Recall)}{Precision + Recall} \quad (3)$$

$$Macro-F1 = \frac{F1_{negative} + F1_{neutral} + F1_{positive}}{3} \quad (4)$$

Macro-averaged metrics: To get the macro-averaged metrics, we calculate each class and find their unweighted mean. In our context, if we have three labels, i.e., negative, natural, and positive, we separately calculate the F1 for each class (See Formula 1-3). Macro-F1 would be the average of the F1 for these three classes (See Formula 4).

Micro-averaged metrics: Formulate 5, 6, and 7 shows how to calculate *micro-precision*, *micro-recall*, and *micro-F1*.

$$Micro-Precision = \frac{\text{Total TP}}{\text{Total TP} + \text{Total FP}} \quad (5)$$

$$Micro-Recall = \frac{\text{Total TP}}{\text{Total TP} + \text{Total FN}} \quad (6)$$

$$Micro-F1 = \frac{2 \times (Micro-Precision \times Micro-Recall)}{Micro-Precision + Micro-Recall} \quad (7)$$

Recall that TP , FP , and FN are short for the true positives (i.e., where the model correctly predicts a positive class, and it matches the ground truth), false positives (i.e., where the model incorrectly predicts a positive class, but the ground truth is actually a negative class), and false negatives (i.e., where the model incorrectly predicts a negative class, but the ground truth is actually a positive class). “Total TP” represents the sum of true positives, “Total FP” represents the sum of false positives, and “Total FN” represents the sum of false negatives over all classes.

We report both the macro-F1 and micro-F1 scores as they show the balance between precision and recall. We attach the full result in our replication package.⁵ From these formulas, we can find that micro-F1 emphasizes overall accuracy, while macro-F1 gives equal weight to each class’s performance. As we do not give weights to the classes and want to consider the F1 in each class, we choose macro-F1 as the main metric. This choice of preferring macro-F1 also aligns with the prior work [28].

3.5 Implementation Details

We run LLMs and SLMs on a machine with four NVIDIA RTX A5000. For LLMs, we run each model with four GPUs. For SLMs, we fine-tune each model with one GPU.

Prompting LLMs. We use heuristics to extract the sentiment returned by LLMs. When LLMs consider it hard to decide the sentiment (they replied with a sentiment other than the three polarities, e.g., “mixed”), we label the predicted sentiment as “neutral”. As there is no “neutral” sentiment in the Jira dataset, if any LLM predicts the sentiment as “neutral”, we label the predicted sentiment as the opposite of the ground-truth label. In the few-shot setting, we select k examples (“shots”) at random from the training set ($(k = \{1, 3, 5\})$), and for each example, we append its ground-truth label. To make a new prediction for a new example, we append one sentence from the test set.

Fine-tuning SLMs. We fine-tuned all the SLMs with the training data. For each epoch, we calculate their macro-F1 score on the validation data. We fine-tune each SLM 5 epochs. We save the best-performing model, i.e., achieving the highest macro-F1 score on the validation data, as the final model. We then evaluate the best model on the test data. We used the following sets of hyper-parameters for all the SLM: learning rate of $2e-5$, batch size of 32, and max length of 256.

4 RESULTS

4.1 RQ1: Impact of different prompts on the performance of LLMs with zero-shot learning

It is worth noting that VICUNA and WIZARDLM adopts the same style of prompt template; while LLAMA 2-CHAT employs a different prompt template in pre-training, resulting in slight differences in prompt formats⁶ (We show an example of LLAMA 2-CHAT prompt in Figure 2, where the zero-shot template is the same template excluding the “Demonstration” part).

Table 2 presents the outcomes obtained from our investigation into three distinct LLMs using three distinct zero-shot prompts. Notably, we observe varying performance levels among these LLMs when employed with different prompt templates. Furthermore, it is noteworthy that even when using the same LLM, the optimal prompt template can vary depending on the dataset under consideration.

Specifically, regarding the macro-F1 score, *Prompt 0* emerges as the most effective choice, yielding the highest scores in 17 instances. Following closely, *Prompt 1* leads in 13 instances. Interestingly, *Prompt 2*, while achieving the top performance on only 9 occasions, occasionally surpasses *Prompt*

⁵<https://anonymous.4open.science/r/LLM4SA4SE/>

⁶<https://huggingface.co/blog/llama2#how-to-prompt-llama-2>

Table 2. Zero-shot Performance: Comparative Results of LLMs Across Five Datasets. Cells highlighted in red indicate the highest scores achieved among the three prompts executed by each respective model.

	<i>Model</i>	<i>Variant</i>	<i>Gerrit</i>	<i>GitHub</i>	<i>GooglePlay</i>	<i>Jira</i>	<i>StackOverflow</i>
Macro-F1	VICUNA	0	0.73	0.72	0.98	0.85	0.59
		1	0.73	0.65	0.74	0.69	0.56
		2	0.7	0.67	0.82	0.75	0.53
	WIZARDLM	0	0.69	0.71	0.8	0.81	0.41
		1	0.69	0.7	0.82	0.82	0.59
		2	0.68	0.7	0.79	0.77	0.52
	LLAMA 2-CHAT	0	0.73	0.68	0.89	0.83	0.45
		1	0.71	0.64	0.89	0.71	0.5
		2	0.75	0.68	0.89	0.78	0.51
Micro-F1	VICUNA	0	0.81	0.72	0.97	0.86	0.78
		1	0.82	0.66	0.8	0.71	0.82
		2	0.82	0.67	0.89	0.76	0.78
	WIZARDLM	0	0.8	0.71	0.86	0.82	0.65
		1	0.8	0.7	0.89	0.83	0.73
		2	0.79	0.7	0.89	0.78	0.67
	LLAMA 2-CHAT	0	0.82	0.68	0.91	0.84	0.61
		1	0.82	0.64	0.91	0.71	0.72
		2	0.83	0.68	0.94	0.79	0.64

Table 3. Zero-shot: Score difference between the highest and lowest ones with each LLM on one dataset and the value in the parenthesis shows the difference percentage.

	<i>Model</i>	<i>Gerrit</i>	<i>GitHub</i>	<i>GooglePlay</i>	<i>Jira</i>	<i>StackOverflow</i>
Macro-F1	VICUNA	0.03 (4.3%)	0.07 (10.8%)	0.24 (32.4%)	0.16 (23.2%)	0.06 (11.3%)
	WIZARDLM	0.01 (1.5%)	0.01 (1.4%)	0.03 (3.8%)	0.05 (6.5%)	0.18 (43.9%)
	LLAMA 2-CHAT	0.04 (5.6%)	0.04 (6.3%)	0	0.12 (16.9%)	0.06 (13.3%)
	<i>Avg. Diff</i>	3.80%	6.17%	12.07%	15.53%	22.83%
Micro-F1	VICUNA	0.01 (2.1%)	0.06 (12.5%)	0.17 (35.4%)	0.15 (31.3%)	0.04 (8.3%)
	WIZARDLM	0.01 (1.3%)	0.01 (1.4%)	0.03 (3.5%)	0.05 (6.4%)	0.08 (12.3%)
	LLAMA 2-CHAT	0.01 (1.2%)	0.04 (6.3%)	0.03 (3.3%)	0.13 (18.3%)	0.11 (18.0%)
	<i>Avg. Diff</i>	1.5%	6.7%	14.0%	18.7%	12.9%

1 by a significant margin, notably in the case of the LLAMA 2-CHAT within the StackOverflow dataset. Regarding the micro-F1 scores, both *Prompt 0* and *Prompt 1* achieved the highest scores 7 times, while *Prompt 2* ranked the first 5 times. These results show that *Prompt 0* can achieve overall best results considering both macro-F1 and micro-F1.

Table 3 provides an insight into the variance within each result group under the zero-shot setting. We define a result *group* as results generated by the same LLM when applied to the same dataset with varying prompts. This analysis aims to underscore the impact of prompt selection on

Table 4. Few-shot Performance: Comparative Results of LLMs Across Five Datasets. Cells highlighted in red indicate the highest scores achieved among the three prompts executed by each respective model.

	<i>Model</i>	<i>Shot</i>	<i>Gerrit</i>	<i>GitHub</i>	<i>GooglePlay</i>	<i>Jira</i>	<i>StackOverflow</i>
Macro-F1	VICUNA	1	0.74	0.68	0.74	0.77	0.56
		3	0.73	0.72	0.82	0.86	0.65
		5	0.71	0.72	0.77	0.89	0.64
	WIZARDLM	1	0.76	0.68	0.89	0.78	0.54
		3	0.75	0.72	0.87	0.9	0.59
		5	0.75	0.71	0.82	0.91	0.54
	LLAMA 2-CHAT	1	0.69	0.54	0.89	0.82	0.42
		3	0.69	0.6	0.87	0.84	0.46
		5	0.68	0.61	1	0.89	0.47
Micro-F1	VICUNA	1	0.82	0.69	0.8	0.78	0.78
		3	0.81	0.72	0.89	0.87	0.83
		5	0.78	0.72	0.83	0.89	0.82
	WIZARDLM	1	0.83	0.67	0.94	0.79	0.67
		3	0.84	0.72	0.94	0.91	0.74
		5	0.83	0.7	0.91	0.92	0.74
	LLAMA 2-CHAT	1	0.78	0.54	0.94	0.83	0.42
		3	0.79	0.6	0.94	0.86	0.51
		5	0.77	0.6	1	0.89	0.59

performance. Remarkably, within the same group, we observe disparities as substantial as 43.9%. Expanding our examination to encompass different models operating on identical datasets reveals an average difference as substantial as 22.83%. This discovery underscores the sensitivity of LLMs to the choice of prompts in zero-shot learning.

Answer to RQ1: In the SA4SE context, it is evident that LLMs exhibit sensitivity to prompts in zero-shot learning scenarios. When employing various prompt templates, the average macro-F1 score difference spans from 3.8% to 22.83%, and the average micro-F1 score difference ranges from 1.5% to 18.7%.

4.2 RQ2: Impact of different shots on the performance of LLMs with few-shot learning

Table 4 showcases the outcomes of few-shot learning utilizing three distinct LLMs across five diverse datasets. It is important to reiterate that a result “group” signifies the results produced by the same LLM when applied to the same dataset with varying shot numbers.

In summary, when considering macro-F1, the 5-shot configuration emerges as the leader in seven instances, followed by the 3-shot setup in five cases, and the 1-shot configuration excels in four instances. Regarding micro-F1, the 5-shot configuration is at the top seven times, the 3-shot setup prevails nine times, and the 1-shot configuration leads twice. Generally, the trend for both macro-F1 and micro-F1 indicates that having more than one example is more beneficial than having only one.

Among the three models, LLAMA 2-CHAT consistently benefits from having more examples, except for the Gerrit dataset concerning macro-F1 and micro-F1. In the case of VICUNA and

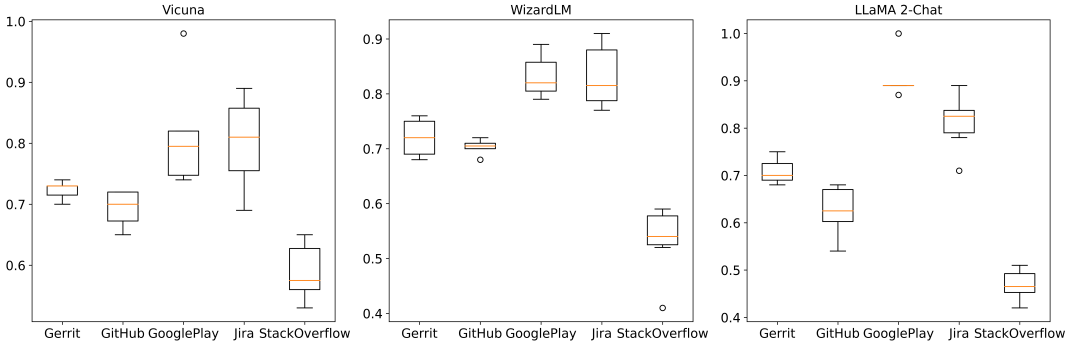


Fig. 3. Sensitivity of different prompt designs. Four different prompts give the performance variance of each dataset. The circles depicted in the figure represent outlier data points.

WIZARDLM, the impact of additional examples is noticeable primarily on the Jira dataset, affecting both macro-F1 and micro-F1. This underscores the fact that the influence of additional examples can vary depending on the LLM and dataset employed. This can be explained by recognizing that SA, especially the sentiment classification task central to our work, is relatively straightforward. Consequently, the effects of increasing training examples might not be as pronounced. Given all the LLMs benefit from more shots on the Jira dataset, we investigate the potential reason. One unique characteristic of the Jira dataset is that it is a binary-class dataset. Despite specifying the available label list as [‘negative’, ‘positive’] in the prompt templates, LLMs tend to predict the sentiment as *neutral*. We examined the cases where LLMs predicted the sentiment as *neutral*:

In the zero-shot setting, VICUNA explicitly predicts the *neutral* label 4, 19, and 9 times with Prompt 0, 1, 2, respectively. Similarly, LLAMA 2-CHAT deviated from the template to some extent but performed better than VICUNA, predicting the *neutral* label 1, 14, and 5 times. WIZARDLM, on the other hand, demonstrated a stronger adherence to the template by predicting *neutral* only 1, 0, and 1 times in the same scenarios.

This issue was mitigated when we introduced more shots under the few-shot setting: In the case of VICUNA, it explicitly predicted *neutral* 11, 8, and 5 times with 1-shot, 3-shot, and 5-shot prompt templates, respectively. Like zero-shot learning, WIZARDLM also predicted *neutral* 1, 0, and 1 times. The occurrences of LLAMA 2-CHAT predicting the *neutral* label under few-shot learning were comparatively lower. With 1-shot, 3-shot, and 5-shot prompt templates, the numbers were 4, 4, and 3, respectively. This shows the potential benefits brought by introducing more shots.

Other than benefits brought by more shots, we also notice the decline in macro-F1 with an increase in the number of examples is apparent, particularly when applying all three LLMs to the Gerrit dataset and when using WIZARDLM on the GooglePlay dataset. One plausible explanation for this phenomenon is that an increased number of examples leads to longer prompts, which could potentially confuse the LLMs. As indicated by Table 1, the documents from the Gerrit dataset have the highest average number of tokens. Consequently, introducing more examples results in even lengthier prompts. This observation aligns with prior research on LLMs in the broader SA domain.[57].

Figure 3 provides a clearer illustration of this phenomenon. The box plot delves into the variance of macro-F1 scores achieved by different prompts for each model on each dataset. All six prompts examined in their study are considered. This figure reveals that the influence of different prompts on performance varies depending on both the model and the dataset. In general, the models demonstrate differing levels of sensitivity to prompts. Notably, on the Jira dataset, all models

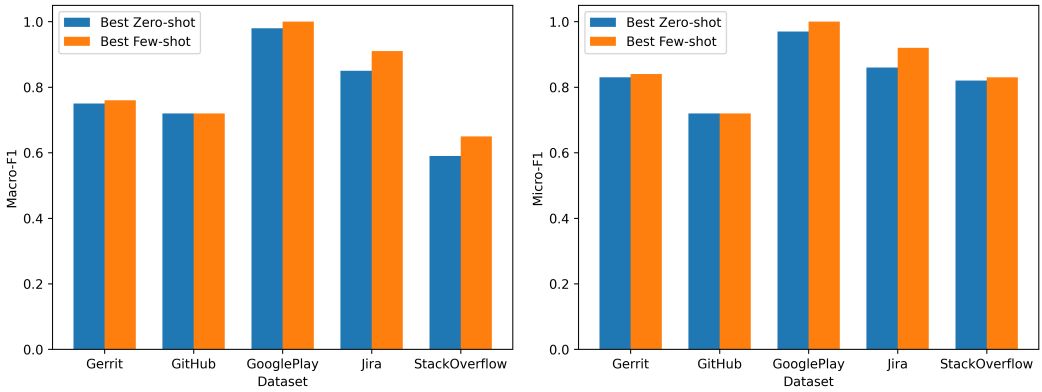


Fig. 4. Comparison of the highest macro-F1 and micro-F1 scores achieved through zero-shot learning and few-shot learning.

exhibit high sensitivity to prompts, signifying that the choice of prompt has a substantial impact on results. In contrast, on the Gerrit and GitHub datasets, models appear less responsive to different prompts, suggesting that the choice of prompt has a relatively smaller effect on their performance.

We also compare the best results of any of the three LLMs under few-shot learning and those achieved under zero-shot learning. Figure 4 illustrates that, in all the five datasets, the highest macro-F1 score achieved through few-shot learning either surpasses or equals the highest macro-F1 score attained via zero-shot learning. We can observe a similar trend in terms of the micro-F1 scores. This trend is particularly pronounced on the Jira dataset, where LLMs perform notably better under the few-shot learning paradigm. At the same time, we should also acknowledge that although few-shot learning shows better results, the gap is not huge.

Answer to RQ2: The top-performing LLM achieved equal or higher macro- and micro-F1 scores in all five datasets with few-shot learning. However, there is no guarantee that the same LLM will exhibit improved performance through few-shot learning over zero-shot learning.

4.3 RQ3: Comparison between fine-tuned SLMs and LLMs.

Table 5 presents a comparative analysis of the top-performing results obtained through two distinct approaches: prompting LLMs and fine-tuning SLMs.

On the GooglePlay dataset, where the fine-tuning data is limited to fewer than 300 data points and with a negative:neutral:positive ratio of 26:5:37, LLMs demonstrate a remarkable performance advantage. The most effective LLM, VICUNA, significantly enhances the performance of the leading SLM, DistilBERT, by a substantial improvement of 71.9%. It indicates that when labeled data is scarce and the training dataset is highly imbalanced, fine-tuning LLMs should be the preferred approach over SLMs.

On the contrary, we have observed that fine-tuning SLMs produces superior results on the GitHub and Jira datasets. The GitHub dataset benefits from a larger training dataset and a more evenly distributed class structure, making it particularly well-suited for fine-tuning SLMs. In contrast, the Jira dataset, though smaller than GitHub, offers a more favorable class distribution than GooglePlay, with a negative-to-positive ratio of approximately 1:2.

Table 5. Results of LLMs compared with fine-tuned SLMs. Cells highlighted in red indicate the highest scores achieved among the three prompts executed by each respective model.

	<i>Model</i>	<i>Gerrit</i>	<i>GitHub</i>	<i>Google Play</i>	<i>Jira</i>	<i>StackOverflow</i>
Macro-F1	VICUNA	0.74	0.72	0.98	0.89	0.65
	WIZARDLM	0.76	0.72	0.89	0.91	0.59
	LLAMA 2-CHAT	0.75	0.68	1	0.89	0.51
	ALBERT	0.73	0.9	0.56	0.97	0.64
	BERT	0.75	0.92	0.49	0.95	0.57
	DistilBERT	0.81	0.92	0.57	0.95	0.6
	RoBERTa	0.74	0.94	0.42	0.95	0.68
	XLNet	0.77	0.91	0.39	0.94	0.67
	VICUNA	0.82	0.72	0.97	0.89	0.83
	WIZARDLM	0.84	0.72	0.94	0.92	0.74
Micro-F1	LLAMA 2-CHAT	0.83	0.68	1	0.89	0.72
	ALBERT	0.81	0.9	0.8	0.97	0.84
	BERT	0.8	0.92	0.71	0.96	0.84
	DistilBERT	0.86	0.92	0.83	0.96	0.84
	RoBERTa	0.81	0.94	0.63	0.95	0.86
	XLNet	0.83	0.91	0.57	0.95	0.89

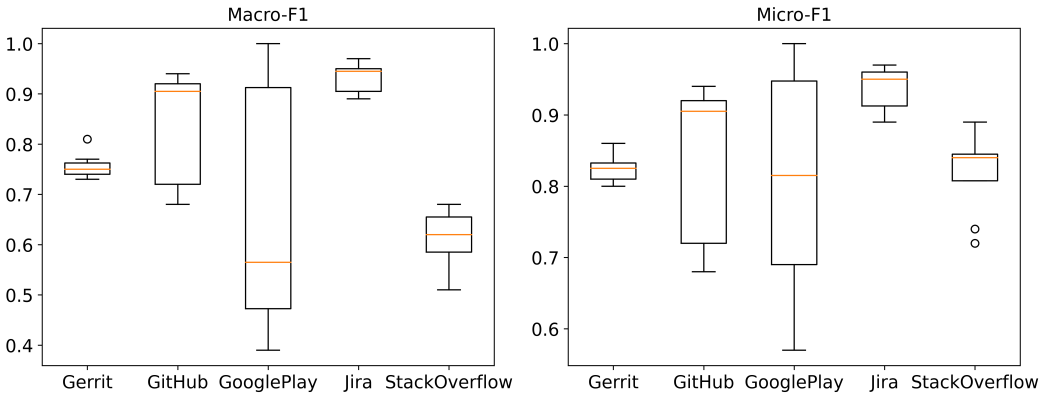


Fig. 5. Performance variance of all the models on each dataset.

For the Gerrit and StackOverflow dataset, both LLMs and SLMs exhibit relatively modest performance. The best-performing LLM achieves a macro-F1 score of 0.65, while the top SLM achieves a macro-F1 score of 0.68 on the StackOverflow dataset. The corresponding score is 0.76 and 0.81 on the Gerrit dataset. Both datasets share the challenge of imbalanced label distribution, which explains the limited success of SLMs. Furthermore, for the StackOverflow dataset, given the short length of the sentences in this dataset, neither LLMs nor SLMs may have sufficient contextual information to make accurate sentiment predictions.

Moreover, in Figure 5, we observe the performance of all the models across different datasets. Notably, on the GooglePlay dataset, there is a significant variance, with LLMs standing out by

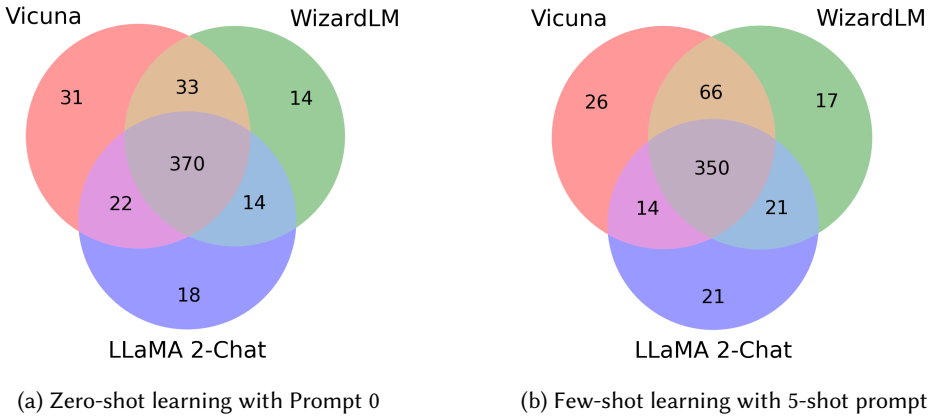


Fig. 6. The Venn diagram of the correct predictions made by LLMs.

achieving the highest macro-F1 and micro-F1 scores. This underscores LLMs' superiority over SLMs on this specific dataset.

On the other hand, for the Gerrit, Jira, and StackOverflow datasets, the variance is comparatively smaller, suggesting that while SLMs outperform LLMs, the margin of difference is not substantial.

Conversely, in the case of the GitHub dataset, SLMs demonstrate a substantial advantage over LLMs. This discrepancy is likely due to the abundance of training data available for the GitHub dataset. It reinforces that SLMs are most effective when ample, balanced training data is available.

Answer to RQ3: In scenarios with limited labeled data and pronounced class imbalance, prompting LLMs is a more effective strategy, outperforming fine-tuning SLMs. In contrast, when ample training data is available, and the dataset demonstrates a balanced distribution, the preference should lean toward SLMs as the more suitable approach.

4.4 Error Analysis

In this section, we conducted a quantitative and qualitative analysis to understand the main cause of misclassification made by LLMs. In the first part, we choose the results achieved by the best-performing templates for analysis, i.e., for zero-shot learning, we analyze the results by *Prompt 0*; for few-shot learning, we analyze the results by *5-shot* prompt.

In Figure 6, it is evident that all three LLMs consistently generate accurate predictions in a substantial portion of instances. Specifically, in the realm of zero-shot learning, these models collectively predicted the correct sentiments in 73.7% cases, and in the context of few-shot learning, they made the correct prediction in 61.4% cases. Notably, both VICUNA and WIZARDLM stand out as the LLMs with the highest degree of overlapping predictions across both scenarios. In the zero-shot context, they share common predictions in an impressive 83.3% of their respective correct predictions, while in the few-shot scenario, this shared correct prediction rate remains substantial at 70.1%. Conversely, the lowest degree of common correct predictions is observed between VICUNA and LLAMA 2-CHAT, with rates of 80.3% and 69.1% for zero-shot and few-shot scenarios, respectively. These results underscore the LLMs' capacity to achieve comparable success rates in most cases while also emphasizing their unique strengths.

Table 6. Overlap in Misclassification Across LLMs in Zero-Shot and Few-Shot Settings. The *Common* Column Indicates Misclassifications Shared Between Both Settings.

	Misclassified (% of the test set)			Test set size
	Zero-shot	Few-shot	Common	
<i>Gerrit</i>	15 (13.2%)	10 (8.8%)	8 (7.0%)	114
<i>GitHub</i>	39 (15.6%)	41 (16.4%)	23 (9.2%)	250
<i>GooglePlay</i>	1 (2.9%)	0	0	35
<i>Jira</i>	8 (10.5%)	4 (5.3%)	4 (5.3%)	76
<i>StackOverflow</i>	19 (17.4%)	14 (12.8%)	11 (10.1%)	109
<i>Total</i>	82 (14%)	69 (11.8%)	46 (7.9%)	584

Table 7. Distribution of error categories and their percentage among the whole error cases.

Error Category	# Cases (%)
Polar facts	16 (34.8%)
Subjectivity in annotation	13 (28.3%)
General error	8 (17.4%)
Politeness	5 (10.9%)
Implicit sentiment polarity	4 (8.7%)

Now, we shift our focus to the errors made by these LLMs. Table 6 demonstrates again that overall, few-shot learning is more effective than zero-shot learning, as all the LLMs misclassified more cases under zero-shot learning. However, we also notice that the number of common misclassification by both settings is 46, which accounts for 7.9% of the total test cases. To better understand the difficulties and challenges faced by LLMs on the task of SA4SE, we manually examined these cases. In our experiments, all the LLMs did not get any correct prediction no matter the setting. We adopt the error categories provided and used by Novielli et al. [28, 30]. Two authors (from here on, evaluators) first assigned a category to each document separately, which may not cover all the categories identified by Novielli et al. Afterward, they discussed and achieved agreement on the conflicts.

Table 7 shows the error categories of these common misclassifications by all the LLMs. *Polar facts* emerge as the most prominent category, representing the majority of failure cases. In some cases, the sentence describes a fact, which may usually invoke for most people a positive or negative feeling, i.e. the annotator considered the described situation either as desirable or undesirable. They have been annotated inconsistently across different datasets. For example, in *GitHub* and *StackOverflow* datasets, they were labeled as *neutral*. However, in *Gerrit* and *Jira* datasets, they were labeled as *negative*. For instance, in the *Jira* dataset, *There is no need to reference \$wizard, it's an object* was labeled as negative. In the *GitHub* dataset, *Ok, I'll fix them.* was labeled as neutral.

The second most prevalent category, *Subjectivity in annotation*, comprises cases where the evaluators' interpretation of sentiment differed from the originally assigned label. As recognized in prior works [23], sentiment or opinion itself is subjective. Similarly, sentiment annotation is also a subjective activity. Depending on personality traits or personal disposition, different annotators'

perceptions of emotions might vary [37]. Thus, it is not rare that the evaluators have different perceptions from the original annotators. One instance is from the StackOverflow dataset, *Less likely to be blocked by paranoid firewall configurations..* The evaluators consider this sentence as *positive*, while the ground-truth label is *negative*. Depending on which perspective we think, both make sense: we consider it positive, as we focus on “less likely to be blocked.” However, the annotators may give more weight to “paranoid firewall configurations”.

General errors account for 17.4% of cases and occur when the model fails to identify clues in the document that would be readily apparent to a human. For instance, emoticons can signal sentiment, as observed in the sentence from the GitHub dataset, “yep, it’s work, but I need to add user and password for proxy connection=(.” This sentence may convey negative sentiment to a human, particularly due to the emoticon “=(” embedded within it.

Politeness contributes to 10.9% of the error cases, arising when the presence of phrases like “thanks” or “sorry” leads to inconsistencies across different datasets. For instance, in the GitHub dataset, the sentence “sorry I did not realize you were already there...” was labeled as “negative”, although some individuals may perceive it as “neutral”. Similarly, in the StackOverflow dataset, “Good luck!” was labeled as ‘neutral’, but certain interpretations could classify it as ‘positive’. These inconsistencies pose challenges for models when predicting labels with limited examples.

Lastly, *Implicit sentiment polarity* accounts for 8.7% error cases. When there is a lack of explicit sentiment clues, it could be hard to decide which sentiment is contained. For instance, *Yes, it did not cause message loss just unnecessary retransmits..*, this sentence was annotated as negative, however, there is no obvious sentiment clue.

In summary, due to the inconsistency in labeling rules and the subjective nature of the task, challenges arise where LLMs may struggle to improve significantly. However, in the case of general errors, there is a potential for improvement as LLMs continue to advance.

5 DISCUSSION

5.1 Implications for Future Research

Based on the experimental results in our study, we derive the empirical guidelines for future research on SA4SE and SE in general as follows.

Effective prompt engineering unlocks the full potential of LLMs. Our experiments reveal a crucial insight: while prompt templates may appear similar at first glance, determining which one will yield the highest accuracy requires actual execution and template refinement. In this context, manual crafting of prompt templates proves exceptionally advantageous, particularly in zero-shot scenarios. It is through this meticulous process that we can fully harness the capabilities of LLMs. In the case of few-shot learning, dependent on the characteristics of the task, it may not always be helpful to add more shots. The longer context can confuse LLMs and lead to worse results.

Select your approach: considering the size and class distribution of the dataset. When determining the most suitable strategy for a specific task, it is important to consider the size and class distribution of the dataset. Based on our empirical results, it is crucial to recognize that, in cases with ample and balanced training data, fine-tuning SLMs remains the preferred choice. This guideline is applicable to numerous SE tasks. If there are already manually curated datasets available or acquiring labeled data is not a significant challenge, fine-tuning SLMs represents a straightforward and effective option. However, in scenarios where labeled datasets are scarce, LLMs emerge as a potential solution.

Additional guidelines for rule setting in human-labeled SA datasets or prompt design. As elaborated in Section 4.4, the inconsistency in labeling practices across various datasets poses a significant challenge for LLMs to predict labels accurately. To enhance performance, we propose two potential approaches: 1. Encouraging human annotators to adhere to general labeling rules when annotating data. 2. Empowering LLMs to incorporate dataset-specific labeling rules. Recall that despite restricting the label options to “positive” and “negative”, LLMs still occasionally return “neutral” labels when assessing the Jira dataset. This observation underscores the importance of further exploring and refining prompts to match the dataset characteristics.

Future research should incorporate LLMs. Our present study has a singular focus on the SA4SE task. However, we posit that this phenomenon has the potential to be generalized across various mining software repository tasks, particularly those resembling classification tasks, such as the software library recognition task [53]. Furthermore, LLMs operate as generative AI techniques, which intuitively implies their capability to generate a plethora of software artifacts. In the past, researchers have delved into numerous tasks related to automatic software artifact generation. For instance, a promising avenue for future investigation lies in the application of LLMs for automatic pull request title generation [54]. Expanding research in this direction can open new horizons in the field.

5.2 Threats to Validity

Threats to Internal Validity. One potential source of bias in our empirical study may arise from the choice of prompt templates. To address this concern, we conducted experiments in the zero-shot setting using three different prompt templates. Additionally, we examined the influence of the number of shots in the few-shot setting. It is important to note that we based our prompt templates on prior work [57]. Another internal validity threat could be associated with potential data leakage. Nevertheless, the dataset we utilized cannot be directly accessed by visiting a webpage; it requires downloading from a specific URL. Consequently, the likelihood of data leakage is considered low. Furthermore, there is a potential concern regarding the quality of the labeled dataset. We did not generate new datasets but rather relied on pre-existing ones from other sources. Consequently, we inherit this quality concern from the original works. However, as described in Section 3.2, in the original labeling process, each dataset was labeled by two or more labelers labeled individually and resolved the conflict by involving another labeler. Thus, we consider the threat to be minimal.

Threats to External Validity. Our findings may not necessarily generalize to data from other platforms. Nevertheless, we have taken steps to mitigate this threat by considering data from five distinct platforms. It is important to recognize that our results are specific to the dataset and experimental setup we employed. In the few-shot learning setting, our results are contingent on randomly sampled examples. Nevertheless, our experiments and results still offer valuable insights, demonstrating that LLMs can be a promising approach when dealing with a scarcity of annotated data. In the future, we plan to expand our analysis by incorporating additional datasets from various platforms and exploring more diverse prompt templates to enhance our understanding of leveraging LLMs for SE in SE further.

6 RELATED WORK

In recent years, SA4SE has emerged as a vibrant and active research area within the field of SE. This section provides an overview of the relevant literature, primarily focusing on empirical studies in SA4SE. With the proliferation of domain-specific SA4SE tools, a series of empirical investigations have been conducted to illuminate our understanding of this field’s progress and

challenges [17, 18, 20, 21, 29–31]. In this section, we present several recent studies that have made contributions to the domain.

Novielli et al. (2021), in their study [29], delve into the critical question of how off-the-shelf, SE-specific sentiment analysis tools affect the conclusion validity of empirical studies in SE. They begin by replicating two prior studies that explore the role of sentiment in security discussions on GitHub and question-writing on Stack Overflow. Subsequently, they extend these studies by assessing the level of agreement between different sentiment analysis tools and manual annotations, using a gold standard dataset comprising 600 documents. The experimental findings from this research reveal that when applied out-of-the-box, various SA4SE tools may yield conflicting results at a granular level. Consequently, it becomes imperative to consider platform-specific fine-tuning or retraining to account for differences in platform conventions, jargon, or document lengths.

Obaidi et al. [31] conducted a systematic mapping study to comprehensively examine SA tools developed for or applied in the SE domain. This study summarizes insights drawn from 106 papers published up to December 2020, focusing on six key aspects: (1) the application domain, (2) the purpose of sentiment analysis, (3) the datasets used, (4) the approaches for developing SA tools, (5) the utilization of pre-existing tools, and (6) the challenges faced by researchers. Based on their findings, neural networks emerge as the top-performing approach, with BERT identified as the most effective tool.

Beyond the scope of sentiment classification, some researchers have explored broader facets of SA4SE, such as opinion mining. Opinion mining encompasses a wider spectrum of tasks compared to the sentiment polarity identification typically evaluated in SA4SE studies. It includes tasks like sentiment analysis, subjectivity detection, opinion identification, and joint topic-sentiment analysis. In a comprehensive systematic literature review, Lin et al. (2022) investigated 185 papers related to opinion mining in Software Engineering [20], shedding light on the diverse research efforts in this area.

Each of these existing empirical studies has contributed valuable insights to the evolving landscape of SA4SE. Notably, our work stands apart from these studies as it introduces the use of Large Language Models (LLMs) to this domain for the first time.

7 CONCLUSION AND FUTURE WORK

In conclusion, our study marks the initial step towards comprehending the potential of utilizing prompting LLMs in discerning sentiment within Software Engineering (SE) domain documents. Our experiments reveal that in cases with limited annotated data, LLMs outperform SLMs, and zero-shot learning is a viable approach. However, when substantial and well-balanced training data is available, fine-tuning SLMs proves to be the preferable strategy over prompting LLMs.

Looking ahead, our future work will delve deeper into exploring the versatile applications of LLMs to enhance their efficacy in the SA4SE task. Furthermore, we are intrigued by the prospect of harnessing LLMs for various other SE-related tasks. This ongoing research will broaden our understanding of the potential of Language Models in the SE domain and could have far-reaching implications for its practical applications.

REFERENCES

- [1] [n. d.]. ChatGPT. <https://openai.com/chatgpt>. (Accessed on 10/04/2023).
- [2] Toufique Ahmed, Amiangshu Bosu, Anindya Iqbal, and Shahram Rahimi. 2017. SentiCR: A customized sentiment analysis tool for code review interactions. In *2017 32nd IEEE/ACM International Conference on Automated Software Engineering (ASE)*. IEEE, 106–111.
- [3] Berkay Berabi, Jingxuan He, Veselin Raychev, and Martin Vechev. 2021. Tfix: Learning to fix coding errors with a text-to-text transformer. In *International Conference on Machine Learning*. PMLR, 780–791.
- [4] Rishi Bommasani, Drew A Hudson, Ehsan Adeli, Russ Altman, Simran Arora, Sydney von Arx, Michael S Bernstein, Jeannette Bohg, Antoine Bosselut, Emma Brunskill, et al. 2021. On the opportunities and risks of foundation models. *arXiv preprint arXiv:2108.07258* (2021).
- [5] Tom Brown, Benjamin Mann, Nick Ryder, Melanie Subbiah, Jared D Kaplan, Prafulla Dhariwal, Arvind Neelakantan, Pranav Shyam, Girish Sastry, Amanda Askell, et al. 2020. Language models are few-shot learners. *Advances in neural information processing systems* 33 (2020), 1877–1901.
- [6] Fabio Calefato, Filippo Lanubile, Federico Maiorano, and Nicole Novielli. 2018. Sentiment polarity detection for software development. In *Proceedings of the 40th International Conference on Software Engineering*. 128–128.
- [7] Lingjiao Chen, Matei Zaharia, and James Zou. 2023. How is ChatGPT's behavior changing over time? *arXiv preprint arXiv:2307.09009* (2023).
- [8] Ning Chen, Steven CH Hoi, Shaohua Li, and Xiaokui Xiao. 2015. SimApp: A framework for detecting similar mobile applications by online kernel learning. In *Proceedings of the eighth ACM international conference on web search and data mining*. 305–314.
- [9] Zhenpeng Chen, Yanbin Cao, Xuan Lu, Qiaozhu Mei, and Xuanzhe Liu. 2019. Sentimoji: an emoji-powered learning approach for sentiment analysis in software engineering. In *Proceedings of the 2019 27th ACM joint meeting on european software engineering conference and symposium on the foundations of software engineering*. 841–852.
- [10] Wei-Lin Chiang, Zhuohan Li, Zi Lin, Ying Sheng, Zhanghao Wu, Hao Zhang, Lianmin Zheng, Siyuan Zhuang, Yonghao Zhuang, Joseph E. Gonzalez, Ion Stoica, and Eric P. Xing. 2023. Vicuna: An Open-Source Chatbot Impressing GPT-4 with 90%* ChatGPT Quality. <https://lmsys.org/blog/2023-03-30-vicuna/>
- [11] Aakanksha Chowdhery, Sharan Narang, Jacob Devlin, Maarten Bosma, Gaurav Mishra, Adam Roberts, Paul Barham, Hyung Won Chung, Charles Sutton, Sebastian Gehrmann, et al. 2022. Palm: Scaling language modeling with pathways. *arXiv preprint arXiv:2204.02311* (2022).
- [12] Xiang Deng, Vasilisa Bashlovkina, Feng Han, Simon Baumgartner, and Michael Bendersky. 2023. LLMs to the Moon? Reddit Market Sentiment Analysis with Large Language Models. In *Companion Proceedings of the ACM Web Conference 2023*. 1014–1019.
- [13] Jacob Devlin, Ming-Wei Chang, Kenton Lee, and Kristina Toutanova. 2019. BERT: Pre-training of Deep Bidirectional Transformers for Language Understanding. In *Proceedings of NAACL-HLT*. 4171–4186.
- [14] Zulfadzli Drus and Haliyana Khalid. 2019. Sentiment analysis in social media and its application: Systematic literature review. *Procedia Computer Science* 161 (2019), 707–714.
- [15] Michael Fu, Chakkrit Tantithamthavorn, Trung Le, Van Nguyen, and Dinh Phung. 2022. VulRepair: a T5-based automated software vulnerability repair. In *Proceedings of the 30th ACM Joint European Software Engineering Conference and Symposium on the Foundations of Software Engineering*. 935–947.
- [16] Md Rakibul Islam and Minhaz F Zibran. 2018. SentiStrength-SE: Exploiting domain specificity for improved sentiment analysis in software engineering text. *Journal of Systems and Software* 145 (2018), 125–146.
- [17] Robbert Jongeling, Subhajit Datta, and Alexander Serebrenik. 2015. Choosing your weapons: On sentiment analysis tools for software engineering research. In *2015 IEEE international conference on software maintenance and evolution (ICSME)*. IEEE, 531–535.
- [18] Robbert Jongeling, Proshanta Sarkar, Subhajit Datta, and Alexander Serebrenik. 2017. On negative results when using sentiment analysis tools for software engineering research. *Empirical Software Engineering* 22 (2017), 2543–2584.
- [19] Zhenzhong Lan, Mingda Chen, Sebastian Goodman, Kevin Gimpel, Piyush Sharma, and Radu Soricut. 2020. ALBERT: A Lite BERT for Self-supervised Learning of Language Representations. (2020).
- [20] Bin Lin, Nathan Cassee, Alexander Serebrenik, Gabriele Bavota, Nicole Novielli, and Michele Lanza. 2022. Opinion mining for software development: a systematic literature review. *ACM Transactions on Software Engineering and Methodology (TOSEM)* 31, 3 (2022), 1–41.
- [21] Bin Lin, Fiorella Zampetti, Gabriele Bavota, Massimiliano Di Penta, Michele Lanza, and Rocco Oliveto. 2018. Sentiment analysis for software engineering: How far can we go?. In *Proceedings of the 40th international conference on software engineering*. 94–104.
- [22] Bing Liu. 2020. *Sentiment analysis: Mining opinions, sentiments, and emotions*. Cambridge university press.
- [23] Bing Liu et al. 2010. Sentiment analysis and subjectivity. *Handbook of natural language processing* 2, 2010 (2010), 627–666.

- [24] Bing Liu and Lei Zhang. 2012. A survey of opinion mining and sentiment analysis. In *Mining text data*. Springer, 415–463.
- [25] Yinhan Liu, Myle Ott, Naman Goyal, Jingfei Du, Mandar Joshi, Danqi Chen, Omer Levy, Mike Lewis, Luke Zettlemoyer, and Veselin Stoyanov. 2019. Roberta: A robustly optimized bert pretraining approach. *arXiv preprint arXiv:1907.11692* (2019).
- [26] Yao Lu, Max Bartolo, Alastair Moore, Sebastian Riedel, and Pontus Stenetorp. 2022. Fantastically Ordered Prompts and Where to Find Them: Overcoming Few-Shot Prompt Order Sensitivity. In *Proceedings of the 60th Annual Meeting of the Association for Computational Linguistics (Volume 1: Long Papers)*. 8086–8098.
- [27] Sewon Min, Xinxin Lyu, Ari Holtzman, Mikel Artetxe, Mike Lewis, Hannaneh Hajishirzi, and Luke Zettlemoyer. 2022. Rethinking the Role of Demonstrations: What Makes In-Context Learning Work?. In *Proceedings of the 2022 Conference on Empirical Methods in Natural Language Processing*. 11048–11064.
- [28] Nicole Novielli, Fabio Calefato, Davide Dongiovanni, Daniela Girardi, and Filippo Lanubile. 2020. Can we use se-specific sentiment analysis tools in a cross-platform setting?. In *Proceedings of the 17th International Conference on Mining Software Repositories*. 158–168.
- [29] Nicole Novielli, Fabio Calefato, Filippo Lanubile, and Alexander Serebrenik. 2021. Assessment of off-the-shelf SE-specific sentiment analysis tools: An extended replication study. *Empirical Software Engineering* 26, 4 (2021), 77.
- [30] Nicole Novielli, Daniela Girardi, and Filippo Lanubile. 2018. A benchmark study on sentiment analysis for software engineering research. In *Proceedings of the 15th International Conference on Mining Software Repositories*. 364–375.
- [31] Martin Obaidi, Lukas Nagel, Alexander Specht, and Jil Klünder. 2022. Sentiment analysis tools in software engineering: A systematic mapping study. *Information and Software Technology* (2022), 107018.
- [32] Marco Ortu, Alessandro Murgia, Giuseppe Destefanis, Parastou Tourani, Roberto Tonelli, Michele Marchesi, and Bram Adams. 2016. The emotional side of software developers in JIRA. In *Proceedings of the 13th international conference on mining software repositories*. 480–483.
- [33] Ethan Perez, Douwe Kiela, and Kyunghyun Cho. 2021. True few-shot learning with language models. *Advances in neural information processing systems* 34 (2021), 11054–11070.
- [34] Colin Raffel, Noam Shazeer, Adam Roberts, Katherine Lee, Sharan Narang, Michael Matena, Yanqi Zhou, Wei Li, and Peter J Liu. 2020. Exploring the limits of transfer learning with a unified text-to-text transformer. *The Journal of Machine Learning Research* 21, 1 (2020), 5485–5551.
- [35] Fardin Ahsan Sakib, Saadat Hasan Khan, and AHM Karim. 2023. Extending the frontier of chatgpt: Code generation and debugging. *arXiv preprint arXiv:2307.08260* (2023).
- [36] Victor Sanh, Lysandre Debut, Julien Chaumond, and Thomas Wolf. 2019. DistilBERT, a distilled version of BERT: smaller, faster, cheaper and lighter. *arXiv preprint arXiv:1910.01108* (2019).
- [37] Klaus R Scherer, Tanja Wranik, Janique Sangsue, Véronique Tran, and Ursula Scherer. 2004. Emotions in everyday life: Probability of occurrence, risk factors, appraisal and reaction patterns. *Social Science Information* 43, 4 (2004), 499–570.
- [38] Anna Schmidt and Michael Wiegand. 2017. A survey on hate speech detection using natural language processing. In *Proceedings of the fifth international workshop on natural language processing for social media*. 1–10.
- [39] Noam Shazeer. 2020. Glue variants improve transformer. *arXiv preprint arXiv:2002.05202* (2020).
- [40] Jianlin Su, Yu Lu, Shengfeng Pan, Ahmed Murtadha, Bo Wen, and Yunfeng Liu. 2021. Roformer: Enhanced transformer with rotary position embedding. *arXiv preprint arXiv:2104.09864* (2021).
- [41] Rohan Taori, Ishaan Gulrajani, Tianyi Zhang, Yann Dubois, Xuechen Li, Carlos Guestrin, Percy Liang, and Tatsunori B. Hashimoto. 2023. Stanford Alpaca: An Instruction-following LLaMA model. https://github.com/tatsu-lab/stanford_alpaca.
- [42] Parastou Tourani, Yujuan Jiang, and Bram Adams. 2014. Monitoring sentiment in open source mailing lists: exploratory study on the apache ecosystem.. In *CASCON*, Vol. 14. 34–44.
- [43] Hugo Touvron, Thibaut Lavril, Gautier Izacard, Xavier Martinet, Marie-Anne Lachaux, Timothée Lacroix, Baptiste Rozière, Naman Goyal, Eric Hambro, Faisal Azhar, et al. 2023. Llama: Open and efficient foundation language models. *arXiv preprint arXiv:2302.13971* (2023).
- [44] Hugo Touvron, Louis Martin, Kevin Stone, Peter Albert, Amjad Almahairi, Yasmine Babaei, Nikolay Bashlykov, Soumya Batra, Prajjwal Bhargava, Shruti Bhosale, et al. 2023. Llama 2: Open foundation and fine-tuned chat models. *arXiv preprint arXiv:2307.09288* (2023).
- [45] Ashish Vaswani, Noam Shazeer, Niki Parmar, Jakob Uszkoreit, Llion Jones, Aidan N Gomez, Łukasz Kaiser, and Illia Polosukhin. 2017. Attention is all you need. *Advances in neural information processing systems* 30 (2017).
- [46] Lorenzo Villarroel, Gabriele Bavota, Barbara Russo, Rocco Oliveto, and Massimiliano Di Penta. 2016. Release planning of mobile apps based on user reviews. In *Proceedings of the 38th International Conference on Software Engineering*. 14–24.
- [47] Moshi Wei, Nima Shiri Harzevili, Yuchao Huang, Junjie Wang, and Song Wang. 2022. Clear: contrastive learning for api recommendation. In *Proceedings of the 44th International Conference on Software Engineering*. 376–387.

- [48] Thomas Wolf, Lysandre Debut, Victor Sanh, Julien Chaumond, Clement Delangue, Anthony Moi, Pierric Cistac, Tim Rault, Rémi Louf, Morgan Funtowicz, et al. 2020. Transformers: State-of-the-art natural language processing. In *Proceedings of the 2020 conference on empirical methods in natural language processing: system demonstrations*. 38–45.
- [49] Chunqiu Steven Xia and Lingming Zhang. 2023. Keep the Conversation Going: Fixing 162 out of 337 bugs for \$0.42 each using ChatGPT. *arXiv preprint arXiv:2304.00385* (2023).
- [50] Can Xu, Qingfeng Sun, Kai Zheng, Xiubo Geng, Pu Zhao, Jiazhan Feng, Chongyang Tao, and Daxin Jiang. 2023. Wizardlm: Empowering large language models to follow complex instructions. *arXiv preprint arXiv:2304.12244* (2023).
- [51] Zhilin Yang, Zihang Dai, Yiming Yang, Jaime Carbonell, Russ R Salakhutdinov, and Quoc V Le. 2019. Xlnet: Generalized autoregressive pretraining for language understanding. *Advances in neural information processing systems* 32 (2019).
- [52] Susan Zhang, Stephen Roller, Naman Goyal, Mikel Artetxe, Moya Chen, Shuohui Chen, Christopher Dewan, Mona Diab, Xian Li, Xi Victoria Lin, et al. 2022. Opt: Open pre-trained transformer language models. *arXiv preprint arXiv:2205.01068* (2022).
- [53] Ting Zhang, Divya Prabha Chandrasekaran, Ferdian Thung, and David Lo. 2022. Benchmarking library recognition in tweets. In *Proceedings of the 30th IEEE/ACM International Conference on Program Comprehension*. 343–353.
- [54] Ting Zhang, Ivana Clairine Irsan, Ferdian Thung, DongGyun Han, David Lo, and Lingxiao Jiang. 2022. Automatic pull request title generation. In *2022 IEEE International Conference on Software Maintenance and Evolution (ICSME)*. IEEE, 71–81.
- [55] Ting Zhang, Ivana Clairine Irsan, Ferdian Thung, and David Lo. 2023. Cupid: Leveraging ChatGPT for More Accurate Duplicate Bug Report Detection. *arXiv preprint arXiv:2308.10022* (2023).
- [56] Ting Zhang, Bowen Xu, Ferdian Thung, Stefanus Agus Haryono, David Lo, and Lingxiao Jiang. 2020. Sentiment analysis for software engineering: How far can pre-trained transformer models go?. In *2020 IEEE International Conference on Software Maintenance and Evolution (ICSME)*. IEEE, 70–80.
- [57] Wenxuan Zhang, Yue Deng, Bing Liu, Sinno Jialin Pan, and Lidong Bing. 2023. Sentiment Analysis in the Era of Large Language Models: A Reality Check. *arXiv preprint arXiv:2305.15005* (2023).
- [58] Wenxuan Zhang, Xin Li, Yang Deng, Lidong Bing, and Wai Lam. 2022. A survey on aspect-based sentiment analysis: Tasks, methods, and challenges. *IEEE Transactions on Knowledge and Data Engineering* (2022).
- [59] Yingying Zhang and Daqing Hou. 2013. Extracting problematic API features from forum discussions. In *2013 21st International Conference on Program Comprehension (ICPC)*. IEEE, 142–151.