

Large language models can replicate cross-cultural differences in personality

Paweł Niszczoła* and Mateusz Janczak

Poznań University of Economics and Business
Institute of International Business and Economics
Humans & AI Laboratory ([HAI Lab](#))

* Corresponding author: Paweł Niszczoła, Poznań University of Economics and Business, al. Niepodległości 10, 61-875 Poznań, Poland, pawel.niszczoala@ue.poznan.pl

Data

Data and the pre-registration document are available at:
https://osf.io/76g2u/?view_only=fd0069555c7b4b118b38a23f209b279a.

Declaration of Competing Interest

The authors declare that they have no known competing financial interests or personal relationships that could have appeared to influence the work reported in this paper.

Ethical approval

The study did not involve any human subjects and did not require ethical approval.

Financial support

This research was supported by grant 2021/42/E/HS4/00289 from the National Science Centre, Poland.

Acknowledgments

We'd like to thank Dirk Wulff for valuable comments on the manuscript.

CRedit authorship contribution statement

Paweł Niszczoła: Conceptualization; Methodology; Software; Validation; Formal analysis; Investigation; Resources; Data Curation; Writing – Original Draft; Writing – Review & Editing; Visualization; Supervision; Project administration; Funding acquisition

Mateusz Janczak: Conceptualization; Formal analysis; Investigation; Writing – Review & Editing

Large language models can replicate cross-cultural differences in personality

Abstract

We use a large-scale experiment ($N=8000$) to determine whether GPT-4 can replicate cross-cultural differences in the Big Five, measured using the Ten-Item Personality Inventory. We used the US and South Korea as the cultural pair, given that prior research suggests substantial personality differences between people from these two countries. We manipulated the target of the simulation (US vs. Korean), the language of the inventory (English vs. Korean), and the language model (GPT-4 vs. GPT-3.5). Our results show that GPT-4 replicated the cross-cultural differences for each factor. However, mean ratings had an upward bias and exhibited lower variation than in the human samples, as well as lower structural validity. Overall, we provide preliminary evidence that LLMs can aid cross-cultural psychological research.

Keywords: cross-cultural differences; cross-cultural psychology; Big Five; Five-Factor Model; Ten-Item Personality Inventory; large language model; ChatGPT; GPT-4; artificial intelligence; AI

1. Introduction

Even though large language models (LLMs) caught the attention of the public a while back (GPT-3, 2020), it was the introduction of ChatGPT (OpenAI, 2022) that ignited a boom in interest in such models. This includes both laypeople and academicians, including personality researchers (Jiang et al., 2023; Li et al., 2023; Miotto et al., 2022; Pellert et al., 2022; Serapio-García et al., 2023).

Some researchers (e.g., Horton, 2023) have proposed that LLMs could simulate the behavior of humans. Advancements in the Generative Pre-trained Transformer (GPT) between the 3.5 and 4 generations are interpreted as the emergence of new abilities (e.g., Bubeck et al., 2023), and perhaps simulating some patterns of human behavior is one of them. While LLMs should not be used as a replacement for human participants, they could be used as a sandbox for cross-cultural researchers, who could either perform preliminary tests on LLMs or further validate findings obtained on human participants (Dillion et al., 2023).

Cross-cultural studies often rely on adaptations of inventories, which in most cases require using a different language than the one that was used while designing that original inventory. The difference in languages used is a potential problem for LLMs, as they have largely been trained on text in English. There is some evidence pointing to the good performance of GPT in languages other than English (Rathje et al., 2023). To test the current capabilities of the most advanced LLMs, we analyzed either the original languages of the inventories or held the language of the inventory constant. In the latter case, we varied not the language of the inventory, but the origin of the simulated target.

While we are not the first to use large language models to simulate human behavior (Aher et al., 2023; Horton, 2023; Jiang et al., 2023; Serapio-García et al., 2023), we are the first to investigate whether LLMs can replicate cross-cultural personality differences.

2. Hypotheses

In our main hypothesis, we posit that GPT-4 can replicate cross-cultural differences in Big Five personality factors. We focus on the Ten-Item Personality Inventory (Gosling et al., 2003), which is a popular short inventory measuring the Big Five. Given that GPT is expected to respond differently depending on who is the person it is simulating, we used a system message (pre-prompt), in which we told GPT to play the role of an adult from either the first or the second country.

However, we tested two additional hypotheses. We asked whether GPT can replicate cross-cultural differences when using just one inventory (language), and not two. If – as argued – personality differences between US Americans and South Koreans reflect actual cultural differences and are not artifacts, prompting an LLM in the same language should reproduce the expected personality differences.

Finally, we wanted to compare the performance of GPT-4 against the earlier generation, GPT-3.5. The main reason for doing so relates to the study's cost. GPT-4 costs roughly 25 times as much to run than GPT-3.5, and thus the costs of running large-sample simulations become non-negligible for GPT-4. This becomes even more salient when using longer inventories.

To test GPT's ability to simulate cross-cultural differences in personality, we chose the United States and South Korea as targets for this simulation. We have done this for two reasons. First, studies point to the existence of substantial differences in the mean scores of people from these two countries on the Big Five (Kajonius & Giolla, 2017; Piedmont & Chae, 1997; Yoon et

al., 2002). Yoon et al. (2002) argue – while discussing their findings and the findings from earlier research – that it is unlikely that these differences are due to the result of artifacts introduced while translating the inventories used, and instead, they reflect actual cultural differences or different rating strategies used by members of the different cultures.

Secondly, we used Korean as the alternative language due to its difference from the English language, on which GPT was mostly trained: notable differences were the basic sentence word order and the usage of different alphabets. In **Table S1** in the Supplemental Materials, we present how mean scores differ in the original, US version of the Ten-Item Personality Inventory (TIPI; Gosling et al., 2003) and the Korean version of TIPI, i.e., TIPI-K, developed by Ha et al. (2013).

Studies that directly compared US Americans against South Koreans largely point to the same differences. In **Table S2** we present the signs of the differences between people from these two cultures.

3. Methodology

The study was conducted in August 2023 via API (programmatic) access to GPT. We used the following system message: “You are playing the role of an adult from [the United States/South Korea]”. To elicit responses that could be efficiently analyzed, we modified the text used in the inventories, so that answers to each item were provided in square brackets (see Supplemental Materials for details). We used the least deterministic temperature setting ($temperature = 2$), to elicit the greatest level of variation in the answers.

The study had a 2 (target: from the United States vs. from South Korea) \times 2 (inventory and language: TIPI in English vs. TIPI-K in Korean) \times 2 (model: GPT-4 vs. GPT-3.5) design. As we wanted to collect 1000 observations per condition, we collected 8000 observations overall.

The main pre-registered test concerned the ability of GPT-4 to replicate differences in Big Five scores between US Americans and South Koreans. Given that this meant conducting five tests, to account for multiple tests, we used $\alpha = .05/5 = .01$ as the Type-I error rate. This gave us 95% power to detect an effect of $d = 0.189$, and 80% power to detect an effect of $d = 0.153$.

The study was pre-registered at https://aspredicted.org/56N_DXH. Data, code, and materials are available at https://osf.io/76g2u/?view_only=fd0069555c7b4b118b38a23f209b279a. Note that we conducted a similar (but less detailed) analysis on an earlier version of GPT-3.5, but failed to obtain the expected differences using TIPI (in English). However, the resurgence of studies suggesting the vast superiority of GPT-4 relative to GPT-3.5 for some tasks (Bubeck et al., 2023) led us to reexamine this issue, using GPT-4 as the workhorse, and a stronger design for the study.

4. Results

4.1. Validity of output

Practically all of the output from GPT-4 was in the correct format, whereas 19% of the output from GPT-3.5 was in the incorrect format (answers were not provided in square brackets, or more than two answers were given to some items). This was essentially due to input being more often in the incorrect format when the input was in Korean (35% of output was in an erroneous format) rather than in English (3% error rate).

4.2. Structural validity

We tested the structural validity of the output by computing Cronbach's α s and Guttman's λ_6 s, which are presented in **Table S3**. Note that internal reliability is known to be relatively low in this brief inventory, with α s ranging from .40 for Agreeableness to .73 for Emotional Stability.

GPT-4 generated data that had α s between 0.07 (Agreeableness) to 0.54 (Extraversion) – using the TIPI inventory – and between 0.04 (Agreeableness) to 0.70 (Extraversion) – using the TIPI-K inventory. Perhaps the most surprising differences are for Emotional Stability, which had an α of .73 in the original study, but only .19 (TIPI) and .16 (TIPI-K) using the simulated data.

However, GPT-3.5 generated data that was entirely inconsistent, with α s ranging from -.30 to .07 for TIPI and from -.18 to .00 for TIPI-K. Therefore, we performed our main analysis solely on GPT-4, and do not report further comparisons between GPT-3.5 and GPT-4.

4.3. Prompting in inventory-target congruent pairs

Our main hypothesis concerns the ability of the most recent version of GPT to replicate cross-cultural differences in personality. As noted earlier, personality differences can be the result of actual differences between cultures or artifacts introduced during the adaptation of a personality inventory for a different culture. To stay the most comparable to the differences exhibited in TIPI and TIPI-K, we prompted GPT in English and Korean, respectively.

GPT-4 replicated all of the differences that were present in the original TIPI and TIPI-K studies: Korean targets in TIPI-K had lower scores on each of the Big Five factors (when using Emotional Stability, instead of Neuroticism). See **Table 1** for test results and **Figure 1** for an illustration of how the scores were distributed.

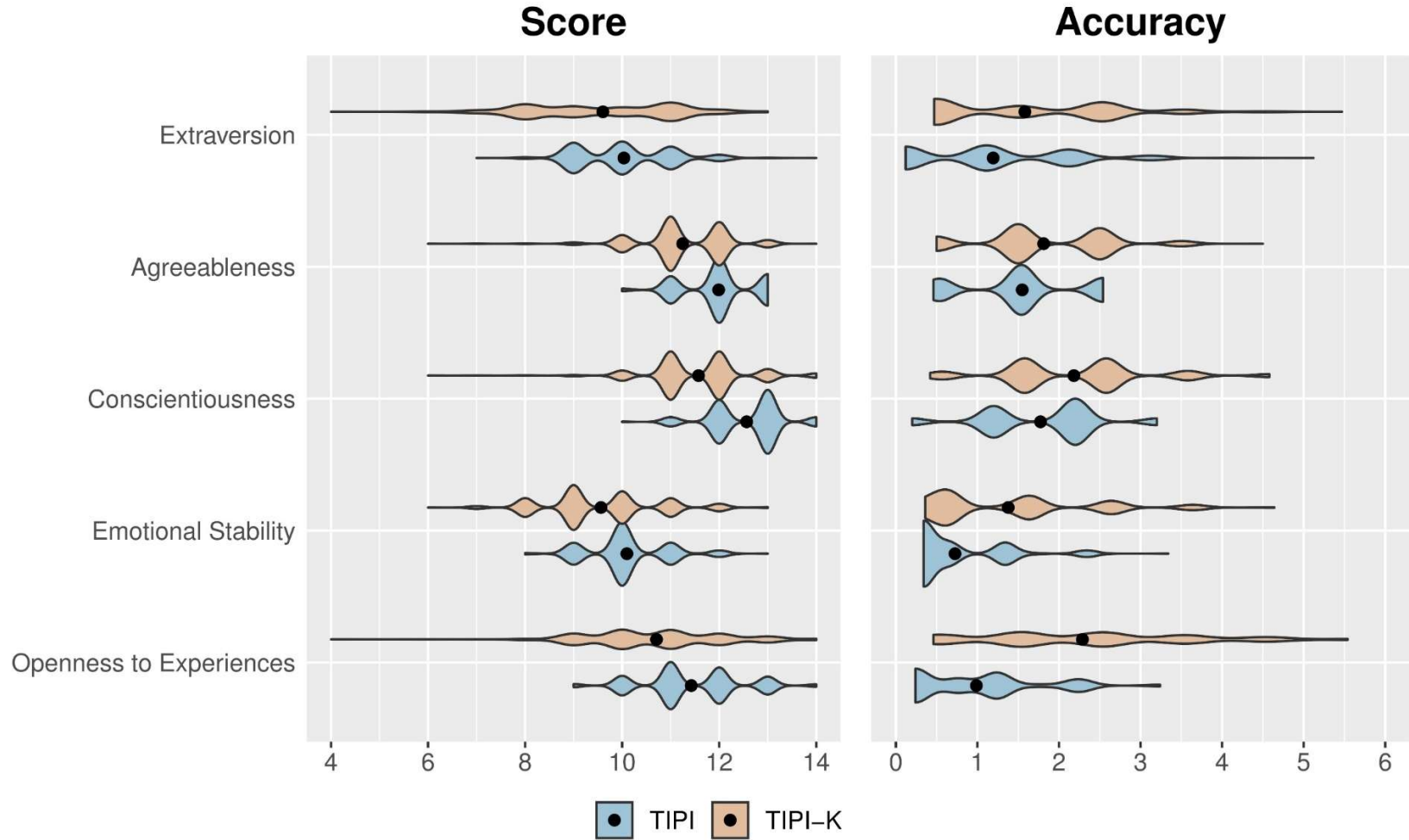
Table 1*Actual and simulated scores for TIPI-US and TIPI-K-Korean pairs*

Factor	Actual			Simulated (GPT-4)			<i>t</i>	<i>p</i>
	TIPI	TIPI-K	Cohen's <i>d</i>	TIPI	TIPI-K	Cohen's <i>d</i>		
Extraversion	8.88 (2.90)	8.47 (2.67)	0.15	10.04 (0.99)	9.60 (1.55)	0.34 [0.25, 0.43]	7.51	<.0001
Agreeableness	10.46 (2.22)	9.50 (2.07)	0.48	11.99 (0.74)	11.25 (0.94)	0.88 [0.78, 0.97]	19.6	<.0001
Conscientiousness	10.80 (2.64)	9.42 (2.31)	0.56	12.57 (0.75)	11.57 (0.98)	1.10 [1.00, 1.20]	25.3	<.0001
Emotional Stability	9.66 (2.84)	8.36 (2.43)	0.49	10.10 (0.81)	9.56 (1.20)	0.52 [0.43, 0.61]	11.7	<.0001
Openness to Experiences	10.76 (2.14)	8.46 (2.51)	0.99	11.43 (1.05)	10.71 (1.35)	0.59 [0.50, 0.68]	13.3	<.0001

Note. This table presents means and standard deviations (brackets), and effect sizes [with 95% CIs].

Figure 1

Mean scores and accuracy of GPT-4 across the Big Five



Note. Dots represent means. Accuracy is the absolute value of the difference between simulated and actual scores.

4.4. Prompting holding inventory constant

If cross-cultural differences in personality are substantial, then a practical alternative would be to prompt large language models in just one language. As large language models are usually trained mostly on text in English and inventories are also constructed in English, it seems plausible to simply construct prompts in this language.

Results – presented in **Table S4** – show that GPT replicated almost all of the expected patterns (South Koreans obtaining lower scores than US Americans) both when it was prompted in English (using TIPI) or Korean (using TIPI-K). An exception was Agreeableness for TIPI-K, where the difference had the opposite sign than expected, although it was not significantly different than zero.

4.5. Accuracy of scores

Large language models can be able to replicate differences in scores between cultures without accurately reflecting actual mean levels. For example, a large language model can detect that Koreans on average obtain lower scores on a personality trait than Americans, yet the simulated values could be offset (e.g., inflated) in both cases. Therefore, we also compared how accurately GPT reflected mean personality scores, working under the assumption that TIPI in both the original (US) version and the adapted (Korean) version accurately captured variation in the Big Five.

Language-target congruent pairs

Raw differences suggest that there was a general upward bias in responses, for both the TIPI-US pair ($M = 1.11$) and TIPI-K-Korean pair ($M = 1.69$), being significantly lower in the former ($t = -24.86, p < .001, d = -0.50 [-0.54, -0.46]$).

Likewise, the absolute difference between simulated and original scores – shown in **Figure 1** – pointed to the accuracy being greater for the TIPI-US pair ($M = 1.25$) than the TIPI-K-Korean pair ($M = 1.85$), $t = -31.03, p < .001, d = -0.62 [-0.66, -0.58]$.

There was variation across the accuracy of simulated scores, with the lowest being for Emotional Stability in the TIPI-US pair ($M = 0.73$) and the highest being for Openness to Experience in the TIPI-K-Korean pair ($M = 2.29$).

Holding inventory constant

Instead of varying both the inventory (TIPI vs. TIPI-K) and the target (US vs. Korean), we can compare the accuracy of scores when only manipulating the target (a person from the United States vs. a person from South Korea). In our case, we can either use TIPI or TIPI-K as the benchmark inventory. The former is expected to be a more reliable indicator, as large language models are largely trained on data in English, but both are plausible.

As shown in **Figure S1**, differences were smaller when TIPI was the benchmark inventory. This would suggest that it is better to perform simulations using TIPI, even if it is in a language incongruent with the culture being studied (in this case: in English for South Korean targets).

5. Discussion

Large language models are posited by some to encapsulate how people behave in a number of hypothetical scenarios, replicating a number of prominent findings in social sciences. This includes the variation in personality traits between people. It is unclear, however, whether LLMs could replicate prominent cross-cultural differences, such as those between US Americans and South Koreans on the Big Five (Kajonius & Giolla, 2017; Piedmont & Chae, 1997; Yoon et al., 2002).

Using the Ten-Item Personality Inventory (Gosling et al., 2003) to assess personality based on the Five-Factor Model, our results show that GPT-4 can replicate all of the differences that prior studies that compared Americans against South Koreans on the Big Five factors have shown. Specifically, South Koreans had lower scores on Extraversion, Agreeableness, Conscientiousness, and Openness to Experiences and higher scores on Neuroticism (if one reverses Emotional Stability, which is measured in TIPI). This provides initial support for the use of LLM for “in-silica experiments”, where targets of simulations are meant to represent people from different cultures.

However, LLMs cannot – at least in the zero-prompt format – replicate all of the characteristics of people that were sampled in the US and South Korean TIPI. There was an upward bias in scores, variation was smaller than in the original samples, and the factors had substantially lower structural validity. Compared to GPT-4, output from GPT-3.5 exhibited extremely poor structural validity. Perhaps in some part to this, it did not replicate the expected cross-cultural differences (see **Figure S2** in the Supplemental Materials). Finally, while GPT-4 replicated differences for all five factors, the difference between actual and simulated was not constant. To illustrate, for actual scores of Openness to Experience, the difference between TIPI and TIPI-K is a substantial 0.99. In contrast, for simulated scores the difference is only 0.59, or 40% less. Differences between simulated scores of US and Korean targets were the greatest for Agreeableness, even though prior studies do not suggest that this is the dimension in which people from the two investigated cultures differ the most. However, note that in prior studies there is variation in the order of the differences.

Limitations on Generality

We used only one personality model (the Five-Factor model), one personality inventory (TIPI), one cultural pair (United States-South Korea), and a large language model originating from one source (GPT from OpenAI). While we believe that our findings should replicate across different inventories and cultural pairs, this is something that must be determined through additional studies. For example, we expect that the findings would also replicate using longer inventories, such as the 44-item Big Five Inventory (John et al., 2012) or the 120-item IPIP-NEO-120 inventory (Johnson, 2014). It is an empirical question to what extent longer inventories would improve psychometric properties relative to what we obtained using the 10-item TIPI. However, researchers should be cognizant that GPT-4 has a substantial (~25-fold) price premium over GPT-3.5. A solution would be to validate and – if successful – use open-source LLMs such as LLaMA.

References

- Aher, G., Arriaga, R. I., & Kalai, A. T. (2023). *Using Large Language Models to Simulate Multiple Humans and Replicate Human Subject Studies* (arXiv:2208.10264). arXiv. <https://doi.org/10.48550/arXiv.2208.10264>
- Bubeck, S., Chandrasekaran, V., Eldan, R., Gehrke, J., Horvitz, E., Kamar, E., Lee, P., Lee, Y. T., Li, Y., Lundberg, S., Nori, H., Palangi, H., Ribeiro, M. T., & Zhang, Y. (2023). *Sparks of Artificial General Intelligence: Early experiments with GPT-4* (arXiv:2303.12712). arXiv. <https://doi.org/10.48550/arXiv.2303.12712>
- Dillion, D., Tandon, N., Gu, Y., & Gray, K. (2023). Can AI language models replace human participants? *Trends in Cognitive Sciences*, 27(7), 597–600. <https://doi.org/10.1016/j.tics.2023.04.008>
- Gosling, S. D., Rentfrow, P. J., & Swann Jr., W. B. (2003). A very brief measure of the Big-Five personality domains. *Journal of Research in Personality*, 37(6), 504–528. [https://doi.org/10.1016/S0092-6566\(03\)00046-1](https://doi.org/10.1016/S0092-6566(03)00046-1)
- GPT-3. (2020, September 8). *A robot wrote this entire article. Are you scared yet, human?* | GPT-3. The Guardian. <http://www.theguardian.com/commentisfree/2020/sep/08/robot-wrote-this-article-gpt-3>
- Ha, S. E., Kim, S., & Jo, S. H. (2013). Personality Traits and Political Participation: Evidence from South Korea. *Political Psychology*, 34(4), 511–532.
- Horton, J. J. (2023). *Large Language Models as Simulated Economic Agents: What Can We Learn from Homo Silicus?* (Working Paper 31122). National Bureau of Economic Research. <https://doi.org/10.3386/w31122>
- Jiang, H., Zhang, X., Cao, X., & Kabbara, J. (2023). *PersonaLLM: Investigating the Ability of GPT-3.5 to Express Personality Traits and Gender Differences* (arXiv:2305.02547). arXiv. <https://doi.org/10.48550/arXiv.2305.02547>
- John, O. P., Donahue, E. M., & Kentle, R. L. (2012). *Big Five Inventory* [dataset]. <https://doi.org/10.1037/t07550-000>
- Johnson, J. A. (2014). Measuring thirty facets of the Five Factor Model with a 120-item public domain inventory: Development of the IPIP-NEO-120. *Journal of Research in Personality*, 51, 78–89. <https://doi.org/10.1016/j.jrp.2014.05.003>
- Kajonius, P., & Giolla, E. M. (2017). Personality traits across countries: Support for similarities rather than differences. *PLOS ONE*, 12(6), e0179646. <https://doi.org/10.1371/journal.pone.0179646>
- Li, X., Li, Y., Joty, S., Liu, L., Huang, F., Qiu, L., & Bing, L. (2023). *Does GPT-3 Demonstrate Psychopathy? Evaluating Large Language Models from a Psychological Perspective* (arXiv:2212.10529). arXiv. <https://doi.org/10.48550/arXiv.2212.10529>
- Miotto, M., Rossberg, N., & Kleinberg, B. (2022). *Who is GPT-3? An Exploration of Personality, Values and Demographics* (arXiv:2209.14338). arXiv. <https://doi.org/10.48550/arXiv.2209.14338>
- OpenAI. (2022, November 30). *ChatGPT: Optimizing Language Models for Dialogue*. OpenAI. <https://openai.com/blog/chatgpt/>
- Pellert, M., Lechner, C., Wagner, C., Rammstedt, B., & Strohmaier, M. (2022). *AI Psychometrics: Using psychometric inventories to obtain psychological profiles of large language models*. PsyArXiv. <https://doi.org/10.31234/osf.io/jv5dt>
- Piedmont, R. L., & Chae, J.-H. (1997). Cross-Cultural Generalizability of the Five-Factor Model of Personality: Development and Validation of the NEO PI-R for Koreans. *Journal of Cross-Cultural Psychology*, 28(2), 131–155. <https://doi.org/10.1177/0022022197282001>

- Rathje, S., Mirea, D.-M., Sucholutsky, I., Marjeh, R., Robertson, C., & Bavel, J. J. V. (2023). *GPT is an effective tool for multilingual psychological text analysis*. PsyArXiv. <https://doi.org/10.31234/osf.io/sekf5>
- Serapio-García, G., Safdari, M., Crepy, C., Sun, L., Fitz, S., Romero, P., Abdulhai, M., Faust, A., & Matarić, M. (2023). *Personality Traits in Large Language Models* (arXiv:2307.00184). arXiv. <https://doi.org/10.48550/arXiv.2307.00184>
- Yoon, K., Schmidt, F., & Ilies, R. (2002). Cross-Cultural Construct Validity of the Five-Factor Model of Personality among Korean Employees. *Journal of Cross-Cultural Psychology*, 33(3), 217–235. <https://doi.org/10.1177/0022022102033003001>

Supplemental Materials

Large language models can replicate cross-cultural differences in personality

Eliciting personality responses

English/TIPI

System message (pre-prompt)

You are playing the role of an adult from the United States./

You are playing the role of an adult from South Korea.

Prompt

Here are a number of personality traits that may or may not apply to you. Please write, separately for each item and in square brackets, a number that indicates the extent to which you agree or disagree with that statement. You should rate the extent to which the pair of traits applies to you, even if one characteristic applies more strongly than the other.\n1 = Disagree strongly\n2 = Disagree moderately\n3 = Disagree a little\n4 = Neither agree nor disagree\n5 = Agree a little\n6 = Agree moderately\n7 = Agree strongly\n\nI see myself as:\n1. _____ Extraverted, enthusiastic.\n2. _____ Critical, quarrelsome.\n3. _____ Dependable, self-disciplined.\n4. _____ Anxious, easily upset.\n5. _____ Open to new experiences, complex.\n6. _____ Reserved, quiet.\n7. _____ Sympathetic, warm.\n8. _____ Disorganized, careless.\n9. _____ Calm, emotionally stable.\n10. _____ Conventional, uncreative.\n\nI see myself as:"

Korean/TIPI-K

System message (pre-prompt)

당신은 미국에서 온 성인 역할을 하고 있습니다./

당신은 한국에서 온 성인 역할을 하고 있습니다.

Prompt

다음은 귀하의 성격 특성들에 관한 진술들입니다. 귀하가 각 진술에 동의하거나 동의하지 않는 정도를 각 진술 꺾쇠 괄호에 숫자로 [1 - 7] 표시해 주십시오. 각 진술은 두 가지의 성격 특성들을 표현하고 있습니다. 두 개의 성격 특성들 중 하나의 성격 특성이 다른 하나의 성격 특성보다 귀하의 성격을 더 잘 표현하더라도 그 두 개의 성격 특성들 모두가 귀하에게 적용되는 정도를 아래 숫자들로 평가해 주십시오. 대답을 꺾쇠괄호에서 '1. [5]'처럼 쓰십시오.\n1 = 전혀 동의하지 않는다\n2 = 동의하지 않는다\n3 = 그다지 동의하지 않는다\n4 = 중간이다\n5 = 어느 정도 동의한다\n6 = 동의한다\n7 = 매우 동의한다\n\n내가 보기에 나 자신은:\n1. _____ 외향적이다. 적극적이다.\n2. _____ 비판적이다. 논쟁을 좋아한다.\n3. _____ 신뢰할수있다. 자기 절제를 잘한다.\n4. _____ 근심 걱정이 많다. 쉽게 흥분한다.\n5. _____ 새로운

경험들에 개방적이다. 복잡다단하다. \n6. _____ 내성적이다. 조용하다. \n7. _____
동정심이 많다. 다정다감하다. \n8. _____ 정리정돈을 잘못한다. 덤벙댄다. \n9. _____
차분하다. 감정의 기복이 적다. \n10. _____ 변화를 싫어한다. 창의적이지 못하다.
\n내가 보기에 나 자신은:

Supplementary tables

Table S1

Differences in the Big Five between US and South Korea using the IPIP-NEO-120 (Johnson, 2014; Kajonius & Giolla, 2017)

Factor	US	South Korea	Difference
Extraversion	0.09	-0.22	0.31
Agreeableness	0.03	-0.47	0.50
Conscientiousness	0.20	-0.13	0.33
Neuroticism	0.06	0.10	-0.04
Openness to Experiences	-0.22	-0.30	0.08

Note. In Gosling et al. (2003) and in the main text of the manuscript, we report “Emotional Stability” instead of “Neuroticism”.

Table S2

Difference between US and South Korea scores on Big Five using different inventories

	TIPI and TIPI-K (Gosling et al., 2003; Ha et al., 2013)	NEO-PI-R (Piedmont & Chae, 1997)	NEO-PI-R (Yoon et al., 2002)	IPIP-NEO-120 (Kajonius & Giolla, 2017)
Extraversion	-	-	-	-
Agreeableness	-	-	-	-
Conscientiousness	-	-	-	-
Neuroticism	+	+	+	n.s.
Openness to Experiences	-	-	-	-

Note. + and - indicate that South Koreans had a higher and lower score than US Americans, respectively. In Gosling et al. (2003) and in the main text of the manuscript, we report “Emotional Stability” instead of “Neuroticism”.

Table S3

Reliability metrics for simulated scores

Factor	Cronbach's α				Guttman's λ_6			
	TIPI		TIPI-K		TIPI		TIPI-K	
	GPT-4	GPT-3.5	GPT-4	GPT-3.5	GPT-4	GPT-3.5	GPT-4	GPT-3.5
Extraversion	0.54	-0.30	0.70	-0.00	0.54	-0.30	0.56	-0.00
Agreeableness	0.07	-0.02	0.04	-0.06	0.04	-0.01	0.02	-0.04
Conscientiousness	0.31	-0.06	0.17	-0.06	0.19	-0.03	0.10	-0.03
Emotional stability	0.19	0.02	0.16	-0.18	0.10	0.01	0.09	-0.08
Openness to Experiences	0.26	0.07	0.23	-0.05	0.15	0.04	0.13	-0.03

Note. Computed using R package psych (Revelle, 2023).

Table S4

Simulated scores for TIPI and TIPI-K: a comparison using the same inventory

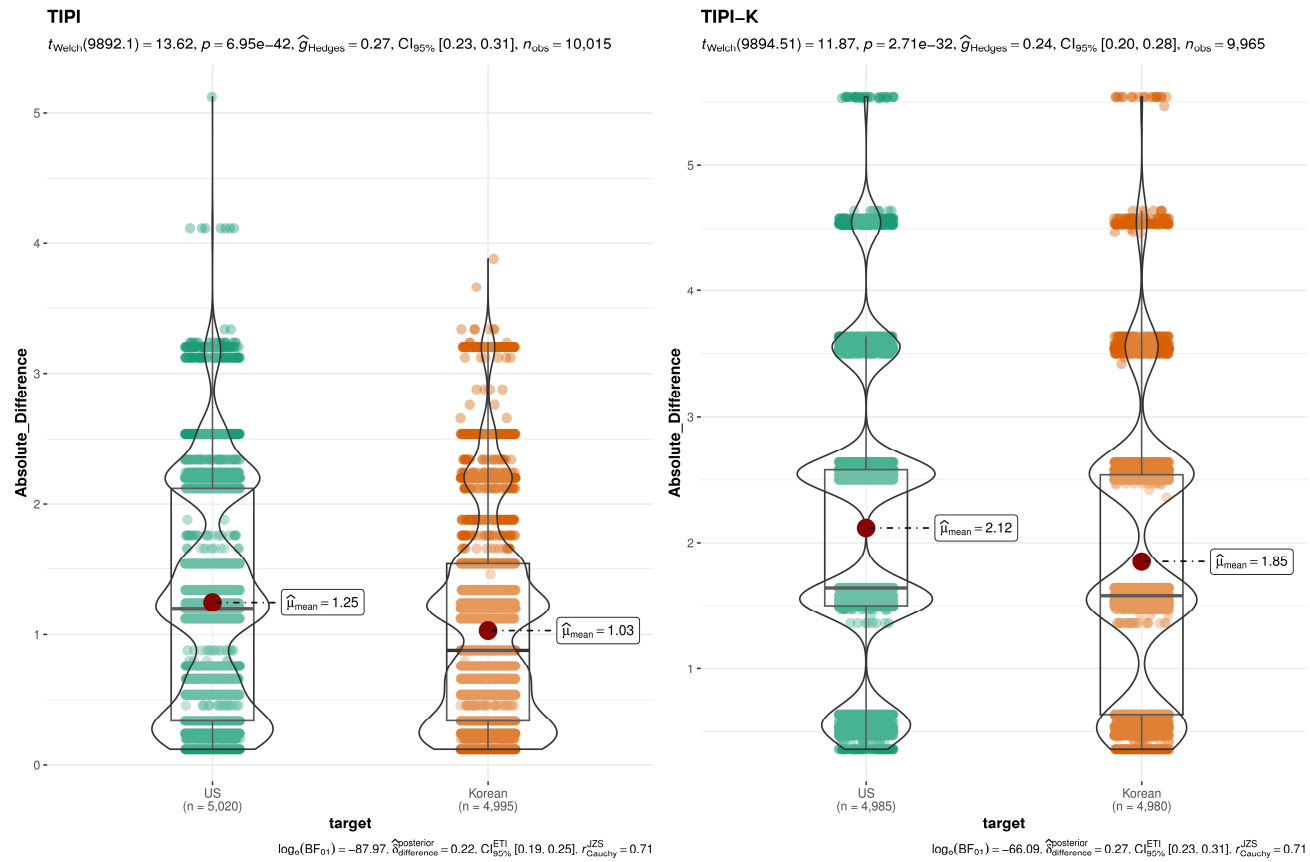
	TIPI			TIPI-K		
	US	Korean	Cohen's <i>d</i>	US	Korean	Cohen's <i>d</i>
Extraversion	10.04 (0.99)	8.90 (1.00)	1.10 [1.10, 1.20]	10.66 (1.42)	9.60 (1.55)	0.72 [0.63, 0.81]
Agreeableness	11.99 (0.74)	11.70 (0.72)	0.39 [0.30, 0.48]	11.13 (0.95)	11.25 (0.94)	-0.12 [- 0.21, - 0.03]
Conscientiousness	12.57 (0.75)	12.43 (0.79)	0.18 [0.09, 0.27]	11.71 (1.09)	11.57 (0.98)	0.13 [0.04, 0.22]
Emotional Stability	10.10 (0.81)	9.99 (0.84)	0.12 [0.04, 0.21]	9.80 (1.13)	9.56 (1.20)	0.21 [0.12, 0.29]
Openness to Experiences	11.43 (1.05)	10.96 (0.95)	0.46 [0.37, 0.55]	11.19 (1.32)	10.71 (1.35)	0.36 [0.28, 0.45]

Note. This table presents means and standard deviations (brackets), and effect sizes [with 95% CIs].

Supplementary figures

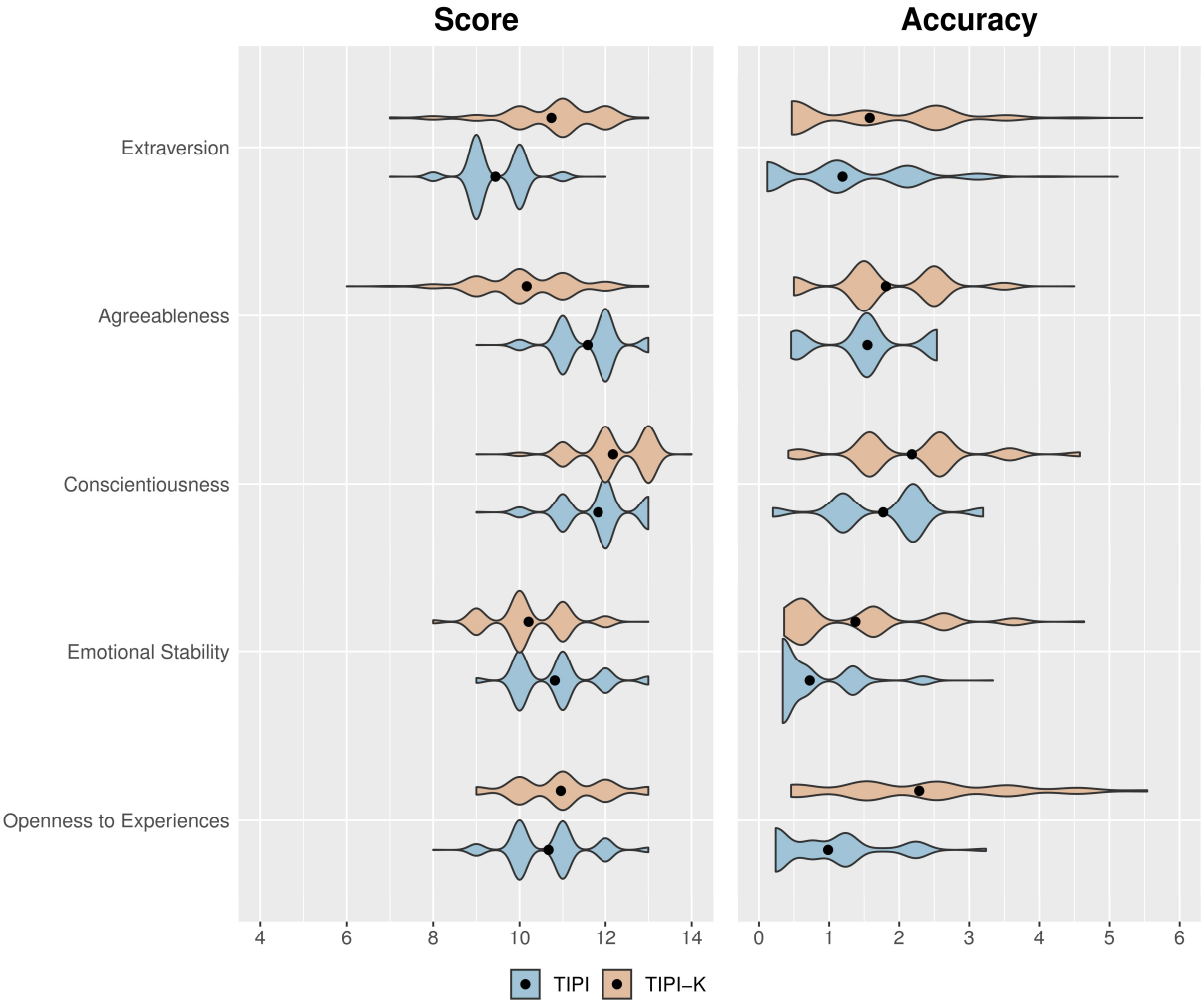
Figure S1

Absolute differences between simulated and actual scores using same inventory



Note. Generated using R package *ggstatsplot* (Patil & Powell, 2023).

Figure S2
Mean scores and accuracy of GPT-3.5 across the Big Five



References

- Gosling, S. D., Rentfrow, P. J., & Swann Jr., W. B. (2003). A very brief measure of the Big-Five personality domains. *Journal of Research in Personality*, 37(6), 504–528. [https://doi.org/10.1016/S0092-6566\(03\)00046-1](https://doi.org/10.1016/S0092-6566(03)00046-1)
- Ha, S. E., Kim, S., & Jo, S. H. (2013). Personality Traits and Political Participation: Evidence from South Korea. *Political Psychology*, 34(4), 511–532.
- Johnson, J. A. (2014). Measuring thirty facets of the Five Factor Model with a 120-item public domain inventory: Development of the IPIP-NEO-120. *Journal of Research in Personality*, 51, 78–89. <https://doi.org/10.1016/j.jrp.2014.05.003>
- Kajonius, P., & Giolla, E. M. (2017). Personality traits across countries: Support for similarities rather than differences. *PLOS ONE*, 12(6), e0179646. <https://doi.org/10.1371/journal.pone.0179646>
- Patil, I., & Powell, C. (2023). *ggstatsplot: 'ggplot2' Based Plots with Statistical Details* (0.12.1) [Computer software]. <https://cran.r-project.org/web/packages/ggstatsplot/index.html>
- Piedmont, R. L., & Chae, J.-H. (1997). Cross-Cultural Generalizability of the Five-Factor Model of Personality: Development and Validation of the NEO PI-R for Koreans. *Journal of Cross-Cultural Psychology*, 28(2), 131–155. <https://doi.org/10.1177/0022022197282001>
- Revelle, W. (2023). *psych: Procedures for Psychological, Psychometric, and Personality Research* (2.3.6) [Computer software]. <https://cran.r-project.org/web/packages/psych/index.html>
- Yoon, K., Schmidt, F., & Ilies, R. (2002). Cross-Cultural Construct Validity of the Five-Factor Model of Personality among Korean Employees. *Journal of Cross-Cultural Psychology*, 33(3), 217–235. <https://doi.org/10.1177/0022022102033003001>