

LLM BLUEPRINT: ENABLING TEXT-TO-IMAGE GENERATION WITH COMPLEX AND DETAILED PROMPTS

Hanan Gani¹, Shariq Farooq Bhat², Muzammal Naseer¹, Salman Khan^{1,3}, Peter Wonka²

¹Mohamed Bin Zayed University of AI ²KAUST ³Australian National University

{hanan.ghani, muzammal.naseer, salman.khan}@mbzuai.ac.ae

shariq.bhat@kaust.edu.sa, pwonka@gmail.com

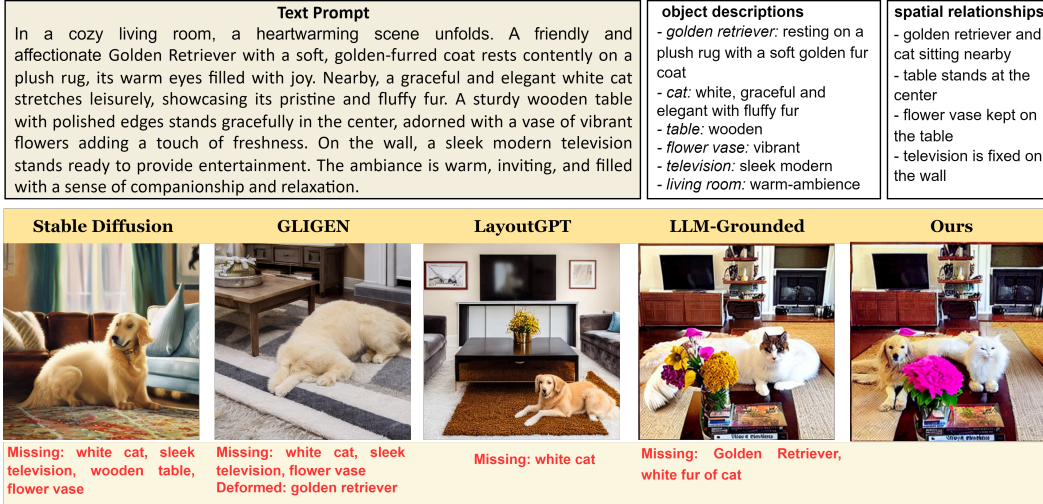


Figure 1: Current state-of-the-art text-to-image models (Columns 1-4) face challenges when dealing with lengthy and detailed text prompts, resulting in the exclusion of objects and fine-grained details. Our approach (Column 5) adeptly encompasses all the objects described, preserving their intricate features and spatial characteristics as outlined in the two white boxes.

ABSTRACT

Diffusion-based generative models have significantly advanced text-to-image generation but encounter challenges when processing lengthy and intricate text prompts describing complex scenes with multiple objects. While excelling in generating images from short, single-object descriptions, these models often struggle to faithfully capture all the nuanced details within longer and more elaborate textual inputs. In response, we present a novel approach leveraging Large Language Models (LLMs) to extract critical components from text prompts, including bounding box coordinates for foreground objects, detailed textual descriptions for individual objects, and a succinct background context. These components form the foundation of our layout-to-image generation model, which operates in two phases. The initial *Global Scene Generation* utilizes object layouts and background context to create an initial scene but often falls short in faithfully representing object characteristics as specified in the prompts. To address this limitation, we introduce an *Iterative Refinement Scheme* that iteratively evaluates and refines box-level content to align them with their textual descriptions, recomposing objects as needed to ensure consistency. Our evaluation on complex prompts featuring multiple objects demonstrates a substantial improvement in recall compared to baseline diffusion models. This is further validated by a user study, underscoring the efficacy of our approach in generating coherent and detailed scenes from intricate textual inputs.

1 INTRODUCTION

Modern generative diffusion models, e.g. Rombach et al. (2022); Ho et al. (2020); Saharia et al. (2022); Ruiz et al. (2023), provided a massive leap forward in the problem of text-to-image generation and have emerged as powerful tools for creating diverse images and graphics from plain text prompts. Their success can be attributed to several factors, including the availability of internet-scale multi-modal datasets, increased computational resources, and the scaling up of model parameters. These models are trained using shorter prompts and especially excel at generating images of one prominent foreground object. However, as the description length and the number of objects in the scene increase, modern diffusion models tend to ignore parts of the prompt often leading to critical omissions, misrepresentations, or the generation of objects that do not align with the nuanced details described in the prompts. Fig. 1 shows a scenario where existing state-of-the-art text-to-image diffusion models struggle to follow all the details. This failure can partly be ascribed to the diffusion model’s CLIP text encoder Radford et al. (2021) which can only process the first 77 text tokens, effectively truncating longer prompts and potentially omitting critical details. Indeed, a single prompt describing a complex scene can span far beyond these token limits, making it a challenge for existing models to process and translate long prompts comprehensively.

Recent efforts (Epstein et al., 2023; Kang et al., 2023) have been dedicated to improving the capabilities of pre-trained diffusion models to faithfully follow the intricate details within text prompts. These works predominantly revolve around aspects such as object count (e.g. “*2 oranges and 4 apples on the table*”), and/or capturing spatial relationships among objects (e.g. “*an orange on the left of an apple*”). In the context of longer and more complex prompts, these models still tend to struggle to generate coherent images that faithfully reflect the complexity of the text prompts, especially when tasked with the placement of object instances at considerable spatial separations, often falling short of comprehensively capturing all instances of objects as intended. More recently layout-based diffusion models Feng et al. (2023); Li et al. (2023); Yang et al. (2023b) have proven to be effective in capturing the count and spatial characteristics of the objects in the prompt. Such models first generate bounding boxes of all the objects and then condition the diffusion model jointly on the bounding boxes and the text prompt to generate the final image. While effective in the case of small prompts, these models still struggle when presented with long text descriptions that feature multiple diverse objects and hence fail to generate the desired output (See Fig. 1).

To address these challenges, our approach seeks to improve text-to-image generation from lengthy prompts. We introduce a framework that divides image generation into two phases: generating a global scene, followed by iterative refinement of individual object representations. We exploit LLMs to break down long prompts into smaller components organized in a data structure that we call *Scene Blueprint*. This allows us to generate the image in a step-wise manner. Our framework ensures that the final image faithfully adheres to the details specified in lengthy and complex text prompts.

We evaluate our framework on challenging prompts containing 3 to 10 unique foreground objects in varied scenes. Our results showcase a significant improvement in recall ($\sim 85\%$) compared to the baseline Feng et al. (2023) ($\sim 69\%$) (+16 % improvement). We also include a user study that demonstrates that our proposed method consistently produces coherent images that closely align with their respective textual descriptions, whereas existing approaches struggle to effectively handle longer text prompts (See Fig. 4)

In summary, our main contributions are:

- **Iterative image generation from long prompts:** We introduce a two-phase framework for generating images from long textual descriptions, ensuring a faithful representation of details.
- **Scene Blueprints using LLMs:** We propose *Scene Blueprints* as a structured scene representation encompassing scene layout and object descriptions that enable a coherent step-wise generation of images from complex and lengthy prompts.
- **State-of-the-art results:** We present quantitative and qualitative results showcasing the effectiveness of our method, in terms of adherence to textual descriptions, demonstrating its applicability and superiority in text-to-image synthesis from lengthy prompts.

2 RELATED WORK

Text-to-Image Diffusion. Over the years, Generative Adversarial Networks (GAN) (Goodfellow et al., 2014) have been the default choice for image synthesis (Brock et al., 2018; Reed et al., 2016; Xu et al., 2018; Zhang et al., 2017; 2021; Tao et al., 2022; Zhang et al., 2018a; Karras et al., 2019). However, more recently, the focus has shifted towards text conditioned autoregressive models (Ding et al., 2021; Gafni et al., 2022; Ramesh et al., 2021; Yu et al., 2022) and diffusion models (Rombach et al., 2022; Gu et al., 2022; Nichol et al., 2021; Ramesh et al., 2022; Saharia et al., 2022) which have exhibited impressive capabilities in producing high-quality images while avoiding the training challenges, such as instability and mode collapse, commonly associated with GANs (Arjovsky et al., 2017; Gulrajani et al., 2017; Kodali et al., 2017). In particular, diffusion models are trained on large-scale multi-modal data and are capable of generating high-resolution images conditioned on text input. Nevertheless, effectively conveying all the nuances of an image solely from a text prompt can present a considerable hurdle. Recent studies have demonstrated the effectiveness of classifier-free guidance (Ho & Salimans, 2022) in improving the faithfulness of the generations in relation to the input prompt. However, all these approaches are designed to accept shorter text prompts, but they tend to fail in scenarios where the prompt describing a scene is longer. In contrast, our proposed approach generates images from longer text prompts, offering an efficient solution to address this challenge.

Layout-to-Image Generation. Generating images from layouts either in the form of labeled bounding boxes or semantic maps was recently explored in (Sun & Wu, 2019; Sylvain et al., 2021; Yang et al., 2022; Fan et al., 2023; Zhao et al., 2019; Park et al., 2019). Critically, these layout to image generation methods are only conditioned on bounding boxes and are closed-set, i.e., they can only generate limited localized visual concepts observed in the training set. With the inception of large multi-modal foundational models such as CLIP (Radford et al., 2021), it has now been possible to generate images in an open-set fashion. Diffusion-based generative models can be conditioned on multiple inputs, however, they have been shown to struggle in following the exact object count and spatial locations in the text prompts (Chen et al. (2023); Kang et al. (2023)). More recently layout conditioned diffusion models have been proposed to solve this problem (Chen et al., 2023; Li et al., 2023; Yang et al., 2023b; Phung et al., 2023). Chen et al. (2023) manipulates the cross-attention layers that the model uses to interface textual and visual information and steers the reconstruction in the desired user-specified layout. GLIGEN (Li et al., 2023) uses a gated self-attention layer that enables additional inputs (e.g., bounding boxes) to be processed. ReCo (Yang et al., 2023b) achieves layout control through regional tokens encoded as part of the text prompt. Zheng et al. (2023) introduce LayoutDiffusion which treats each patch of the image as a special object for multimodal fusion of layout and image and generates images with both high quality and diversity while maintaining precise control over the position and size of multiple objects. In addition to this, there have been few works on LLM-based layout generation (Feng et al., 2023; Lian et al., 2023). These works exploit the LLMs’ abilities to reason over numerical and spatial concepts in text conditions (Li et al., 2022a). Building upon these works, we extend LLMs’ powerful generalization and reasoning capabilities to extract layouts, background information, and foreground object descriptions from longer text prompts.

Diffusion Based Image Editing and Composition. Diffusion-based image editing has received overwhelming attention due to its ability to condition on multiple modalities. Recent works utilize text-based image editing using diffusion models to perform region modification. DiffusionCLIP (Kim et al., 2022) uses diffusion models for text-driven global multi-attribute image manipulation on varied domains. Liu et al. (2023) provides both text and semantic guidance for global image manipulation. In addition, GLIDE (Nichol et al., 2021) trains a diffusion model for text-to-image synthesis, as well as local image editing using text guidance. Image composition refers to a form of image manipulation where a foreground reference object is affixed onto a designated source image. A naive way to blend a foreground object on a background image may result in an unrealistic composition. However, more recent works (Avrahami et al., 2021; Yang et al., 2023a; Ho & Salimans, 2022; Lu et al., 2023) use diffusion models to overcome the challenges posed due to fusion inconsistency and semantic disharmony for efficient image composition. Avrahami et al. (2021) takes the target region mask and simply blends the noised version of the input image with local text-guided diffusion latent. Yang et al. (2023a) trains a diffusion model to blend an exemplar image on the source image at the position specified by an arbitrary shape mask and leverages the classifier-free guidance (Ho & Salimans, 2022) to increase the similarity to the exemplar image. Lu et al. (2023) introduces TF-ICON which leverages off-the-shelf diffusion models to perform cross-domain image-guided composition without

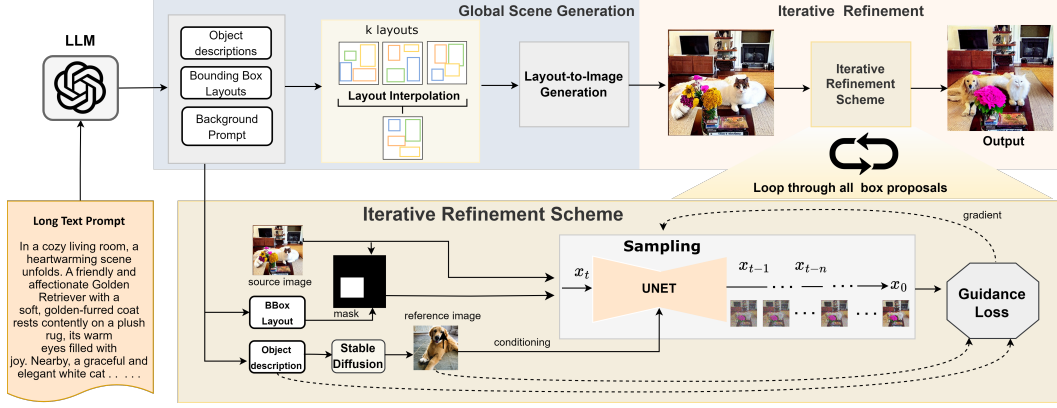


Figure 2: *Global Scene Generation*: Our proposed approach takes a long text prompt describing a complex scene and leverages an LLM to generate k layouts which are then interpolated to a single layout, ensuring the spatial accuracy of object placement. Along with the layouts, we also query an LLM to generate object descriptions along with a concise background prompt summarizing the scene’s essence. A Layout-to-Image model is employed which transforms the layout into an initial image. *Iterative Refinement Scheme*: The content of each box proposal is refined using a diffusion model conditioned on a box mask, a (generated) reference image for the box, and the source image, guided by a multi-modal signal.

requiring additional training, fine-tuning, or optimization. Based on these works, we build an iterative refining scheme, which performs region-based composition at the layout level, utilizing a given mask shape and modifies each layout based on the object characteristics guided by a multi-modal loss signal.

3 METHODOLOGY

3.1 PRELIMINARIES ON DIFFUSION MODELS.

Diffusion models are generative models that learn the data distribution of complex datasets. They consist of a forward diffusion process and a reverse diffusion process. During the forward process, noise is added to the input data point x_0 for T steps, until the resulting vector x_t is almost distributed according to a standard Gaussian distribution. Each step in the forward process is a Gaussian transition $q(x_t | x_{t-1}) := \mathcal{N}(\sqrt{1 - \beta_t}x_{t-1}, \beta_t \mathbf{I})$, where $\{\beta_t\}_{t=0}^T$ is a fixed or learned variance schedule. The resulting latent variable x_t can be expressed as:

$$x_t = \sqrt{\alpha_t}x_0 + \sqrt{1 - \alpha_t}\epsilon, \quad \epsilon \sim \mathcal{N}(\mathbf{0}, \mathbf{I}), \quad (1)$$

where $\alpha_t := \prod_{s=1}^t (1 - \beta_s)$. The reverse process $q(x_{t-1} | x_t)$ is parametrized by another Gaussian transition $p_\theta(x_{t-1} | x_t) := \mathcal{N}(x_{t-1}; \mu_\theta(x_t, t), \sigma_\theta(x_t, t)\mathbf{I})$. $\mu_\theta(x_t, t)$ can be decomposed into the linear combination of x_t and a noise approximation model $\epsilon_\theta(x_t, t)$, which is trained so that for any pair (x_0, t) and any sample of ϵ ,

$$\epsilon_\theta(x_t, t) \approx \epsilon = \frac{x_t - \sqrt{\alpha_t}x_0}{\sqrt{1 - \alpha_t}}. \quad (2)$$

After training $\epsilon_\theta(x, t)$, different works (Song et al., 2020a; Song & Ermon, 2019; Song et al., 2020b) study different approximations of the unknown $q(x_{t-1} | x_t, x_0)$ to perform sampling. In our work, we utilize the denoising diffusion implicit model (DDIM) Song et al. (2020a) to predict the clean data point.

3.2 OVERVIEW

Our core objective is to generate images from long textual descriptions, ensuring that the resulting images faithfully represent the intricate details outlined in the input text. We generate the output image in a multi-step manner; generating an initial image that serves as a template at a global level, followed

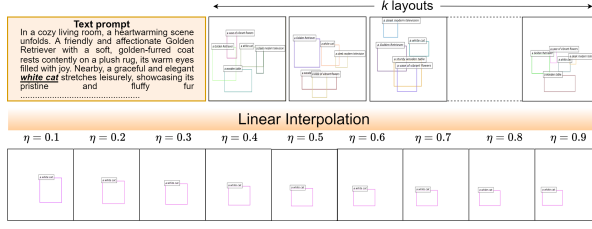


Figure 3: *Effect of interpolation factor η .* We interpolate the k bounding boxes for each object and control the interpolation by the factor η . We visualize the change in the bounding box location of "a white cat" highlighted in the text for different η values from 0.1 to 0.9 with increments of 0.1. Best viewed in zoom.

by a box-level refinement phase that serves as a corrective procedure. **1) Global scene generation:** We begin by decomposing lengthy text prompts into "Scene Blueprints." Scene Blueprints provide a structured representation of the scene containing: object bounding boxes in image space, detailed text descriptions for each box, and a background text prompt. We use an LLM to extract the Scene Blueprint from the given long prompt and use layout-conditioned text-to-image models to generate the initial image. Unlike prior works, we support additional user control on the box layouts by generating multiple proposal blueprints and providing an option to smoothly interpolate between the candidate layouts. This interpolation not only facilitates (optional) user control but also helps mitigate any potential errors introduced by the LLM. **2) Box-level content refinement:** In the second phase, we iterate through all the boxes and evaluate and refine their content in terms of quality and adherence to the prompt. We use a multi-modal guidance procedure that maximizes a quality score for each box.

3.3 GLOBAL SCENE GENERATION

Textual representation of a scene contains various characteristics that provide information about objects, their spatial properties, semantics, attributes, and more. To coherently capture these properties, we employ an off-the-shelf pre-trained large language model (LLM)(OpenAI, 2021). We instruct the LLM with an appropriately engineered prompt (see supplementary Sec. A.4) to generate a *Scene Blueprint* containing the following three components:

1. *Layout*: Bounding box coordinates for each object - $\{object : (x, y, width, height)\}$
2. *Object description*: Description associated with each object - $\{object : description\}$
3. *Background Prompt*: A general prompt describing the overall essence of the scene.

The layout and the background prompt generated by the LLM are then used to condition the diffusion model to generate an image. We follow recent work by Lian et al. (2023) which generates the image from the layouts in two steps, 1) generating masked latent inversion for each object bounding box, and 2) composing the latent inversion as well as generating the corresponding background from the background prompt.

Layouts Interpolation and Noise Correction. While LLMs have advanced spatial reasoning abilities, we observed that they struggle to model the spatial positions of the objects when presented with longer descriptions, often resulting in abnormal relative sizes of the objects and unnatural placement of object boxes in the scene (Sec.4.1). A naive approach to resolve these issues is to fine-tune an LLM on handcrafted data of text descriptions and bounding boxes. However, this approach requires extensive resources in terms of human annotators and compute requirements, and risks catastrophic forgetting (Luo et al., 2023). On the other hand, correcting these errors manually by adjusting the boxes is also a daunting task and defeats the purpose of using an LLM to extract layouts. To address these challenges, we propose a simple yet effective solution - *layout interpolation*. Instead of generating only one proposal layout, we query the LLM to generate k layouts. Subsequently, we employ linear interpolation to compute the coordinates for each object’s final bounding box, denoted as $o_j = (\hat{x}_j, \hat{y}_j, \hat{w}_j, \hat{h}_j)$, where for any coordinate $\hat{z}_j \in o_j$, $\hat{z}_j = \text{Interpolation}(z_j^{(1)}, z_j^{(2)}, z_j^{(3)} \dots z_j^{(k)})$. The **interpolation** function recursively updates each coordinate such that at any iteration l of bounding boxes, $\hat{z}_j^{(l)} := (1 - \eta) \cdot \hat{z}_j^{(l-1)} + \eta \cdot z_j^{(l)}$, where η is the interpolation factor which controls the influence of the individual bounding boxes on the final interpolated box.

As the long complex prompts may result in a large number of boxes, the images generated by the layout guidance tend to have color noise and small artifacts (See Fig. A.2 in supplementary). Therefore, we

optionally perform an image-to-image translation step using a diffusion model Rombach et al. (2022), resulting in a cleaner image while preserving the semantics. We refer to this image as $x_{initial}$.

Despite conditioning on layout, we observe that the diffusion model is unable to generate all scene objects effectively. It struggles to compose multiple diverse objects having varied spatial and semantic properties in one shot. Consequently, $x_{initial}$ often has missing objects or fails to represent them accurately in accordance with their descriptions. Therefore, we employ a box-level refinement strategy that evaluates and refines the content within each bounding box of the layout in terms of quality and adherence to the prompt.

3.4 BOX-LEVEL REFINEMENT

Current diffusion models have certain limitations in terms of composing multiple objects in the image when presented with longer text prompts, a problem that is still unexplored. To overcome this issue and ensure faithful generation of all the objects, we introduce an *Iterative Refinement Scheme (IRS)*. Our proposed IRS works at the bounding box level and ensures the corresponding object at each bounding box is characterized by its properties given in the textual description. To achieve this, we iterate across each object’s bounding box in $x_{initial}$ and compare the visual characteristics of the object with its corresponding description extracted from the text prompt. Consider an object j with its bounding box $o_j = (\hat{x}_j, \hat{y}_j, \hat{w}_j, \hat{h}_j)$ and its textual characteristics denoted by d_j , we use CLIP score Hessel et al. (2021) as a metric to get the similarity between the object and its description such that, $score(s) = \text{CLIP}(object(j), d_j)$. If the CLIP score s is below a certain threshold, we modify the content of the bounding box such that it follows its corresponding description.

Any reasonable modification of the content within a bounding box must improve its fidelity and adherence to the prompt. Since diffusion models, e.g. stable diffusion (Rombach et al., 2022), are already good at generating high-fidelity images from shorter prompts, we exploit this ability and follow a paint-by-example approach. We generate a new object for the designated box by passing the object description d_j to a Text-to-Image stable diffusion model. The generated image x_j^{ref} acts as a reference content for the bounding box o_j . We then use an image composition model Yang et al. (2023a) conditioned on the reference image x_j^{ref} , mask m_j (extracted from the bounding box), and source image $x_{initial}$ to compose the reference object at the designated position on the source image specified by the mask. To ensure the composition generates the object that follows the properties described in the text prompt as closely as possible, we guide the sampling process by an external multi-modal loss signal.

Box-level Multi-modal Guidance. Given the initial image $x_{initial}$, a reference image x_j^{ref} , a guiding text prompt d_j and a binary mask m_j that marks the region of interest in the image corresponding to bounding box o_j , our goal is to generate a modified image \hat{x} , s.t. the content of the region $\hat{x} \odot m_j$ is consistent with the prototype image x_j^{ref} and adheres to the text description d_j , while the complementary area remains as close as possible to the source image, i.e., $x_{initial} \odot (1 - m_j) \approx \hat{x} \odot (1 - m_j)$, where \odot is the element-wise multiplication. Dhariwal & Nichol (2021) use a classifier trained on noisy images to guide generation towards a target class. In our case, we use an external function in the form of CLIP to guide the generation in order to adhere to the prototype image x_j^{ref} and text description d_j . However, CLIP is trained on noise-free data samples, we estimate a clean image x_0 from each noisy latent x_t during the denoising diffusion process via Eqn. 1 as follows,

$$\hat{x}_0 = \frac{x_t - (\sqrt{1 - \alpha_t})\epsilon_\theta(x_t, t)}{\sqrt{\alpha_t}}. \quad (3)$$

Our CLIP based multimodal guidance loss can then be expressed as,

$$\begin{aligned} \mathcal{L}_{CLIP} = & \mathcal{L}_{cosine}(\text{CLIP}_{\text{image}}(\hat{x}_0 \odot m_j), \text{CLIP}_{\text{text}}(d_j)) + \\ & \lambda \cdot \mathcal{L}_{cosine}(\text{CLIP}_{\text{image}}(\hat{x}_0 \odot m_j), \text{CLIP}_{\text{image}}(x_j^{ref})), \end{aligned} \quad (4)$$

where \mathcal{L}_{cosine} denotes the cosine similarity loss and λ is a hyperparameter. The first part of the equation measures the cosine loss between the composed object at the region specified by the mask m_j and its corresponding text characteristics d_j . The second part of the equation measures the

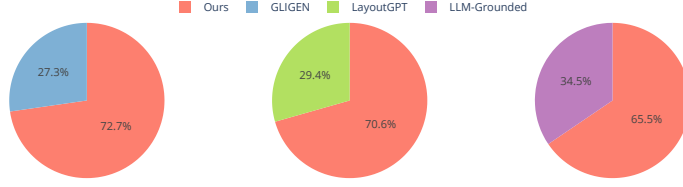


Figure 4: User study. A majority of users picked our method compared to prior works when presented with a 2-AFC task of selecting the image that adheres to the given prompt the most.

cosine loss between the composed object and its corresponding prototype x_j^{ref} . A similar approach using CLIP text-based guidance is used in Avrahami et al. (2021) for region-based modification. However, in contrast, we also include a CLIP image-based guidance to steer the generation toward the prototype image x_j^{ref} to account for the fine-grained details that may not be captured in the text description. In order to confine the modification within the given bounding box, we optionally employ a background preservation loss \mathcal{L}_{bg} which is a summation of the L2 norm of the pixel-wise differences and Learned Perceptual Image Patch Similarity metric Zhang et al. (2018b) between $\hat{x}_0 \odot (1 - m_j)$ and $x_{initial} \odot (1 - m_j)$. The final diffusion guidance loss is thus the weighted sum of \mathcal{L}_{CLIP} and \mathcal{L}_{bg} given as,

$$\mathcal{L}_{guidance} = \mathcal{L}_{CLIP} + \gamma \cdot \mathcal{L}_{bg}. \quad (5)$$

The gradient of the resultant loss $\nabla_{\hat{x}_0} \mathcal{L}_{guidance}$ is used to steer the sampling process to produce an object at the bounding box o_j which follows the properties of prototype x_j^{ref} and description d_j .

4 EXPERIMENTS

Settings: Our framework uses a combination of several components. For acquiring the long text descriptions, we ask ChatGPT to generate scenes on various themes. In addition to this, we also use the textual descriptions from some COCO (Lin et al., 2014) and PASCAL (Everingham et al., 2010) images by querying an image captioning model (Zhu et al., 2023) to generate a detailed description spanning 80-100 words. For extracting layouts, bounding boxes, and background prompt, we make use of ChatGPT completion api (OpenAI, 2021) with an appropriate instruction template (See Supplementary Sec. A.4). We generate 3 layouts for each text prompt and interpolate them to a single layout to account for the spatial location correctness. To avoid layout overlap, we push the boxes away from each other until there is minimal contact wherever feasible. For base layout-to-image generation, we use the work of Lian et al. (2023) and scale it for longer text prompts. We use 20 diffusion steps at this point. For box refinement, we use the image composition model of Yang et al. (2023a) which conditions on a reference image. For each box refinement, we use 50 diffusion steps. For implementation, we use Pytorch 2.0. Finally, our entire pipeline runs on a single Nvidia A100 40GB GPU.

Quantitative Results: Our work stands as a first effort to address the challenge of generating images from extensive text prompts. As discussed in Section 1, current diffusion-based text-to-image generation methods typically utilize the CLIP tokenizer to condition the diffusion model for image generation. However, this approach can lead to inconsistent images when confronted with lengthy text prompts with intricate details. To the best of our knowledge, there is currently no established metric for assessing the performance of diffusion models in handling lengthy text descriptions. Hence we propose to use the *Prompt Adherence Recall (PAR) score* to quantify adherence to the prompt defined as *Mean of object presence over all objects over all prompts* where we use an off-the-shelf object detector (Li et al., 2022b) to check if the object is actually present in the generated image such that *object presence* is 1 if present and 0 otherwise. We achieve a PAR score of 85% which is significantly better than Stable Diffusion (49%), GLIGEN (57%) and LayoutGPT (69%). We also conducted an extensive user study to assess the effectiveness of our method in comparison to four established baseline approaches: GLIGEN (Li et al., 2023), LayoutGPT (Feng et al., 2023) and LLM-Grounded Diffusion (Lian et al., 2023). To mitigate any bias, participants were instructed to select one image from a pair of images randomly selected from two distinct approaches. Their goal was to choose the image that most accurately represented the provided textual descriptions regarding spatial arrangement, object characteristics, and overall scene dynamics. The outcomes of the user

Long Textual prompt	Stable Diffusion	GLIGEN	LayoutGPT	LLM-Grounded	Ours
The image shows a living room with a <u>christmas tree in the corner</u> . There is a <u>couch, a chair, and a coffee table</u> in the room. The <u>walls are painted white</u> and there is a <u>large window with curtains</u> on one side. There is a <u>bicycle parked in the corner</u> of the room. The room is well lit by a <u>large chandelier hanging</u> from the ceiling. The overall atmosphere of the room is cozy and festive.	 chair, table, white painted walls, bicycle christmas tree	 christmas tree, chair, chandelier, bicycle	 bicycle christmas tree	 bicycle, coffee table christmas tree	
In the quiet countryside, a <u>red farmhouse</u> stands with an old-fashioned charm. Nearby, a weathered <u>picket fence</u> surrounds a garden of wildflowers. An <u>antique tractor</u> , though worn, rests as a reminder of hard work. A <u>scarecrow</u> watches over fields of swaying crops. The air carries the scent of earth and hay. Set against rolling hills, this farmhouse tells a story of connection to the land and its traditions.	 Unrealistic image scarecrow, fence	 scarecrow, fence, antique tractor	 scarecrow, fence, red color of farmhouse	 scarecrow, farm house, modern tractor antique tractor	
In a serene park area, nature's beauty flourishes. A sprawling <u>green lawn</u> stretches out, inviting visitors to revel in its vibrancy. <u>Towering trees provide a soothing canopy</u> , their branches offering refuge from the <u>sun's warm embrace</u> . Amidst this natural oasis, a <u>simple bench</u> beckons, a quiet sanctuary for those seeking respite. Nearby, a <u>quaint building</u> blends seamlessly with the park's landscape, adding a touch of architectural charm. The scene is a harmonious fusion of lush greenery and tranquil spaces, where the chair offers solace, the grass whispers secrets, and the park itself is a haven of serenity.	 bench, sun's warm embrace, quaint building,	 sun's warm embrace, quaint building	 sun's warm embrace	 park bench, sun's warm embrace	
The image shows a quiet <u>modern living room</u> with a <u>white coffee table</u> . The table has drawers and <u>bottle is placed on top</u> of it. There is a <u>television on a white stand</u> in the corner of the room, and a <u>white cabinet just beside it</u> . The <u>walls are painted white</u> and the <u>room is well lit, with a large window</u> on one wall. The overall effect is one of calm and serenity.	 bottle, white cabinet	 white walls, television, cabinet, white coffee table, white stand	 white cabinet, white stand	 bottle, television, white cabinet	
In a <u>serene park</u> , a gentle breeze creates a tranquil atmosphere. A contented <u>brown cow grazes</u> peacefully in a grassy meadow in the park. Nearby, a <u>parked white car</u> waits patiently, contrasting the natural surroundings with its modernity. An <u>empty bench beneath the shade of a towering tree</u> offers a tranquil spot for reflection. High above, a <u>colorful kite soars gracefully in the open sky</u> , capturing the carefree spirit of the day. This harmonious blend of nature and human elements makes the park a perfect place for leisurely strolls and moments of relaxation.	 Unrealistic image white car, colorful kite, empty bench	 brown cow, white car, colorful kite bench	 Unrealistic image, deformed cow; brown cow, shade of tree	 white car, bench; position of cow	

Figure 5: *Qualitative comparisons*: We compare our image generation method to state-of-the-art baselines, including those using layouts. The underlined text in the text prompts represents the objects, their characteristics, and spatial properties. Red text highlights missing objects, purple signifies inaccuracies in object positioning, and black text points out implausible or deformed elements. Baseline methods often omit objects and struggle with spatial accuracy (first four columns), while our approach excels in capturing all objects and preserving spatial attributes (last column).

study are presented in Fig. 4. Our findings demonstrate that, on average, our proposed method consistently produces coherent images that closely align with their respective textual descriptions, whereas existing approaches struggle to effectively handle longer text prompts.

Qualitative Analysis: Fig. 5 presents a qualitative assessment of our method in comparison to established state-of-the-art methods. The text descriptions include specific phrases denoted by underlined italics, conveying information about objects, their attributes, and spatial arrangements. Notably, the red text beneath each image highlights instances of missing objects, while the purple text indicates spatial inaccuracies, and the black text identifies elements of implausibility or distortion.




Figure 6: *Effect of Layout Interpolation*: Our layout interpolation method (last column) significantly improves object spatial positioning compared to non-interpolated cases (first two columns). Best viewed in zoom.



Figure 7: *Effect of Guidance*: Without guidance signal, the composed image does not follow the properties corresponding to its description and visual appearance. In contrast, the one with the guidance (right) adheres to the visual prototype and description.

From the figure, the stable diffusion baseline (column 1) frequently falls short in incorporating certain objects from the prompt due to its inability to efficiently handle lengthy text prompts. In some instances (rows 2 and 4), the generated images exhibit unrealistic features. Layout-based approaches (columns 2, 3, and 4) also encounter difficulties in fully capturing the nuances of the text prompt, resulting in occasional omissions of objects and instances of deformations (column 3, row 5). In contrast, our approach excels by accurately capturing all objects from the text, including their intricate details and precise spatial positions.

4.1 ABLATIONS

Effect of Layout Interpolation. We query the LLM to generate multiple layouts from the input text prompt and then employ linear interpolation to merge them into a single layout. However, for lengthy prompts, LLMs can occasionally generate layouts with random object placements, resulting in unnatural images. As shown in Fig. 6, the first two columns depict images without layout interpolation, while the last column shows the interpolated image. The underlined phrases in the text prompt indicate object spatial characteristics. In contrast, the last column demonstrates the improved result with interpolation, aligning nearly every object with its textual spatial description.

Effect of Guidance The external guidance in the form of CLIP multi-modal loss used in the refinement stage steers sampling of the specific box proposal towards its corresponding description and reference prototype. We present a visual illustration of this phenomenon in Fig. 7. As seen from the figure, the properties of the cat get more aligned with the prototype image and text description in the presence of a guidance signal.

5 CONCLUSION

In this work, we identified the limitations of prior text-to-image models in handling complex and lengthy text prompts. In response, we introduced a framework involving a data structure (*Scene Blueprint*) and a multi-step procedure involving *global scene generation* followed by an *iterative refinement scheme* to generate images that faithfully adhere to the details in such lengthy prompts. Our framework offers a promising solution for accurate and diverse image synthesis from complex text inputs, bridging a critical gap in text-to-image synthesis capabilities.

While we presented a simple interpolation technique to combine various bounding box proposals, we maintained fixed box layouts for the second phase. A promising avenue for future research lies in exploring dynamic adjustments of boxes within the iterative refinement loop. Another area warranting further examination pertains to the handling of overlapping boxes. While we currently address this challenge by sorting boxes by size prior to the box-level refinement phase, there is an opportunity to explore more advanced techniques for managing overlaps. Additionally, our current approach to box-level refinement treats each object in isolation, overlooking the relationships that exist among objects within a scene. A compelling avenue for future research is to incorporate and leverage these object relationships, with the aim of achieving more comprehensive and contextually aware image generation.

REFERENCES

- Martin Arjovsky, Soumith Chintala, and Léon Bottou. Wasserstein generative adversarial networks. In *International conference on machine learning*, pp. 214–223. PMLR, 2017.
- Omri Avrahami, Dani Lischinski, and Ohad Fried. Blended diffusion for text-driven editing of natural images. *2022 IEEE/CVF Conference on Computer Vision and Pattern Recognition (CVPR)*, pp. 18187–18197, 2021.
- Andrew Brock, Jeff Donahue, and Karen Simonyan. Large scale gan training for high fidelity natural image synthesis. *arXiv preprint arXiv:1809.11096*, 2018.
- Minghao Chen, Iro Laina, and Andrea Vedaldi. Training-free layout control with cross-attention guidance. *arXiv preprint arXiv:2304.03373*, 2023.
- Prafulla Dhariwal and Alexander Nichol. Diffusion models beat gans on image synthesis. *Advances in neural information processing systems*, 34:8780–8794, 2021.
- Ming Ding, Zhuoyi Yang, Wenyi Hong, Wendi Zheng, Chang Zhou, Da Yin, Junyang Lin, Xu Zou, Zhou Shao, Hongxia Yang, et al. Cogview: Mastering text-to-image generation via transformers. *Advances in Neural Information Processing Systems*, 34:19822–19835, 2021.
- Dave Epstein, Allan Jabri, Ben Poole, Alexei A Efros, and Aleksander Holynski. Diffusion self-guidance for controllable image generation. *arXiv preprint arXiv:2306.00986*, 2023.
- M. Everingham, L. Van Gool, C. K. I. Williams, J. Winn, and A. Zisserman. The pascal visual object classes (voc) challenge. *International Journal of Computer Vision*, 88(2):303–338, June 2010.
- Wan-Cyuan Fan, Yen-Chun Chen, DongDong Chen, Yu Cheng, Lu Yuan, and Yu-Chiang Frank Wang. Frido: Feature pyramid diffusion for complex scene image synthesis. In *Proceedings of the AAAI Conference on Artificial Intelligence*, volume 37, pp. 579–587, 2023.
- Weixi Feng, Wanrong Zhu, Tsu-jui Fu, Varun Jampani, Arjun Akula, Xuehai He, Sugato Basu, Xin Eric Wang, and William Yang Wang. Layoutgpt: Compositional visual planning and generation with large language models. *arXiv preprint arXiv:2305.15393*, 2023.
- Oran Gafni, Adam Polyak, Oron Ashual, Shelly Sheynin, Devi Parikh, and Yaniv Taigman. Make-a-scene: Scene-based text-to-image generation with human priors. In *European Conference on Computer Vision*, pp. 89–106. Springer, 2022.
- Ian Goodfellow, Jean Pouget-Abadie, Mehdi Mirza, Bing Xu, David Warde-Farley, Sherjil Ozair, Aaron Courville, and Yoshua Bengio. Generative adversarial nets. *Advances in neural information processing systems*, 27, 2014.
- Shuyang Gu, Dong Chen, Jianmin Bao, Fang Wen, Bo Zhang, Dongdong Chen, Lu Yuan, and Baining Guo. Vector quantized diffusion model for text-to-image synthesis. In *Proceedings of the IEEE/CVF Conference on Computer Vision and Pattern Recognition*, pp. 10696–10706, 2022.
- Ishaan Gulrajani, Faruk Ahmed, Martin Arjovsky, Vincent Dumoulin, and Aaron C Courville. Improved training of wasserstein gans. *Advances in neural information processing systems*, 30, 2017.
- Jack Hessel, Ari Holtzman, Maxwell Forbes, Ronan Le Bras, and Yejin Choi. Clipscore: A reference-free evaluation metric for image captioning. *arXiv preprint arXiv:2104.08718*, 2021.
- Jonathan Ho and Tim Salimans. Classifier-free diffusion guidance. *arXiv preprint arXiv:2207.12598*, 2022.
- Jonathan Ho, Ajay Jain, and Pieter Abbeel. Denoising diffusion probabilistic models. *Advances in neural information processing systems*, 33:6840–6851, 2020.
- Wonjun Kang, Kevin Galim, and Hyung Il Koo. Counting guidance for high fidelity text-to-image synthesis. *arXiv preprint arXiv:2306.17567*, 2023.

- Tero Karras, Samuli Laine, and Timo Aila. A style-based generator architecture for generative adversarial networks. In *Proceedings of the IEEE/CVF conference on computer vision and pattern recognition*, pp. 4401–4410, 2019.
- Gwanghyun Kim, Taesung Kwon, and Jong Chul Ye. Diffusionclip: Text-guided diffusion models for robust image manipulation. In *Proceedings of the IEEE/CVF Conference on Computer Vision and Pattern Recognition*, pp. 2426–2435, 2022.
- Naveen Kodali, Jacob Abernethy, James Hays, and Zsolt Kira. On convergence and stability of gans. *arXiv preprint arXiv:1705.07215*, 2017.
- Boyi Li, Rodolfo Corona, Karttikeya Mangalam, Catherine Chen, Daniel Flaherty, Serge Belongie, Kilian Q. Weinberger, Jitendra Malik, Trevor Darrell, and Dan Klein. Does unsupervised grammar induction need pixels? *arXiv preprint arXiv:2212.10564*, 2022a.
- Liunian Harold Li, Pengchuan Zhang, Haotian Zhang, Jianwei Yang, Chunyuan Li, Yiwu Zhong, Lijuan Wang, Lu Yuan, Lei Zhang, Jenq-Neng Hwang, Kai-Wei Chang, and Jianfeng Gao. Grounded language-image pre-training, 2022b.
- Yuheng Li, Haotian Liu, Qingyang Wu, Fangzhou Mu, Jianwei Yang, Jianfeng Gao, Chunyuan Li, and Yong Jae Lee. Gligen: Open-set grounded text-to-image generation. In *Proceedings of the IEEE/CVF Conference on Computer Vision and Pattern Recognition*, pp. 22511–22521, 2023.
- Long Lian, Boyi Li, Adam Yala, and Trevor Darrell. Llm-grounded diffusion: Enhancing prompt understanding of text-to-image diffusion models with large language models. *arXiv preprint arXiv:2305.13655*, 2023.
- Tsung-Yi Lin, Michael Maire, Serge Belongie, James Hays, Pietro Perona, Deva Ramanan, Piotr Dollár, and C Lawrence Zitnick. Microsoft coco: Common objects in context. In *Computer Vision—ECCV 2014: 13th European Conference, Zurich, Switzerland, September 6-12, 2014, Proceedings, Part V 13*, pp. 740–755. Springer, 2014.
- Xingchao Liu, Dahun Hwang Park, Samaneh Azadi, Guandao Zhang, Armen Chopikyan, Yizhe Hu, ..., and Trevor Darrell. More control for free! image synthesis with semantic diffusion guidance. In *Proceedings of the IEEE/CVF Winter Conference on Applications of Computer Vision*, pp. 289–299, 2023.
- Shilin Lu, Yanzhu Liu, and Adams Wai-Kin Kong. Tf-icon: Diffusion-based training-free cross-domain image composition. In *Proceedings of the IEEE/CVF International Conference on Computer Vision*, 2023.
- Yun Luo, Zhen Yang, Fandong Meng, Yafu Li, Jie Zhou, and Yue Zhang. An empirical study of catastrophic forgetting in large language models during continual fine-tuning. *arXiv preprint arXiv:2308.08747*, 2023.
- Alex Nichol, Prafulla Dhariwal, Aditya Ramesh, Pranav Shyam, Pamela Mishkin, Bob McGrew, Ilya Sutskever, and Mark Chen. Glide: Towards photorealistic image generation and editing with text-guided diffusion models. *arXiv preprint arXiv:2112.10741*, 2021.
- OpenAI. Chatgpt: A large-scale generative model for conversations. 2021.
- Taesung Park, Ming-Yu Liu, Ting-Chun Wang, and Jun-Yan Zhu. Semantic image synthesis with spatially-adaptive normalization. In *Proceedings of the IEEE/CVF conference on computer vision and pattern recognition*, pp. 2337–2346, 2019.
- Quynh Phung, Songwei Ge, and Jia-Bin Huang. Grounded text-to-image synthesis with attention refocusing. *arXiv preprint arXiv:2306.05427*, 2023.
- Alec Radford, Jong Wook Kim, Chris Hallacy, Aditya Ramesh, Gabriel Goh, Sandhini Agarwal, Girish Sastry, Amanda Askell, Pamela Mishkin, Jack Clark, et al. Learning transferable visual models from natural language supervision. In *International conference on machine learning*, pp. 8748–8763. PMLR, 2021.

- Aditya Ramesh, Mikhail Pavlov, Gabriel Goh, Scott Gray, Chelsea Voss, Alec Radford, Mark Chen, and Ilya Sutskever. Zero-shot text-to-image generation. In *International Conference on Machine Learning*, pp. 8821–8831. PMLR, 2021.
- Aditya Ramesh, Prafulla Dhariwal, Alex Nichol, Casey Chu, and Mark Chen. Hierarchical text-conditional image generation with clip latents. *arXiv preprint arXiv:2204.06125*, 1(2):3, 2022.
- Scott Reed, Zeynep Akata, Xincheng Yan, Lajanugen Logeswaran, Bernt Schiele, and Honglak Lee. Generative adversarial text to image synthesis. In *International conference on machine learning*, pp. 1060–1069. PMLR, 2016.
- Robin Rombach, Andreas Blattmann, Dominik Lorenz, Patrick Esser, and Björn Ommer. High-resolution image synthesis with latent diffusion models. In *Proceedings of the IEEE/CVF conference on computer vision and pattern recognition*, pp. 10684–10695, 2022.
- Nataniel Ruiz, Yuanzhen Li, Varun Jampani, Yael Pritch, Michael Rubinstein, and Kfir Aberman. Dreambooth: Fine tuning text-to-image diffusion models for subject-driven generation. In *Proceedings of the IEEE/CVF Conference on Computer Vision and Pattern Recognition*, pp. 22500–22510, 2023.
- Chitwan Saharia, William Chan, Saurabh Saxena, Lala Li, Jay Whang, Emily L Denton, Kamyar Ghasemipour, Raphael Gontijo Lopes, Burcu Karagol Ayan, Tim Salimans, et al. Photorealistic text-to-image diffusion models with deep language understanding. *Advances in Neural Information Processing Systems*, 35:36479–36494, 2022.
- Jiaming Song, Chenlin Meng, and Stefano Ermon. Denoising diffusion implicit models. *arXiv preprint arXiv:2010.02502*, 2020a.
- Yang Song and Stefano Ermon. Generative modeling by estimating gradients of the data distribution. *Advances in neural information processing systems*, 32, 2019.
- Yang Song, Jascha Sohl-Dickstein, Diederik P Kingma, Abhishek Kumar, Stefano Ermon, and Ben Poole. Score-based generative modeling through stochastic differential equations. *arXiv preprint arXiv:2011.13456*, 2020b.
- Wei Sun and Tianfu Wu. Image synthesis from reconfigurable layout and style. In *Proceedings of the IEEE/CVF International Conference on Computer Vision*, pp. 10531–10540, 2019.
- Tristan Sylvain, Pengchuan Zhang, Yoshua Bengio, R Devon Hjelm, and Shikhar Sharma. Object-centric image generation from layouts. In *Proceedings of the AAAI Conference on Artificial Intelligence*, volume 35, pp. 2647–2655, 2021.
- Ming Tao, Hao Tang, Fei Wu, Xiao-Yuan Jing, Bing-Kun Bao, and Changsheng Xu. Df-gan: A simple and effective baseline for text-to-image synthesis. In *Proceedings of the IEEE/CVF Conference on Computer Vision and Pattern Recognition*, pp. 16515–16525, 2022.
- Tao Xu, Pengchuan Zhang, Qiuyuan Huang, Han Zhang, Zhe Gan, Xiaolei Huang, and Xiaodong He. Attngan: Fine-grained text to image generation with attentional generative adversarial networks. In *Proceedings of the IEEE conference on computer vision and pattern recognition*, pp. 1316–1324, 2018.
- Binxin Yang, Shuyang Gu, Bo Zhang, Ting Zhang, Xuejin Chen, Xiaoyan Sun, Dong Chen, and Fang Wen. Paint by example: Exemplar-based image editing with diffusion models. In *Proceedings of the IEEE/CVF Conference on Computer Vision and Pattern Recognition*, pp. 18381–18391, 2023a.
- Zhengyuan Yang, Jianfeng Wang, Zhe Gan, Linjie Li, Kevin Lin, Chenfei Wu, Nan Duan, Zicheng Liu, Ce Liu, Michael Zeng, et al. Reco: Region-controlled text-to-image generation. In *Proceedings of the IEEE/CVF Conference on Computer Vision and Pattern Recognition*, pp. 14246–14255, 2023b.
- Zuopeng Yang, Daqing Liu, Chaoyue Wang, Jie Yang, and Dacheng Tao. Modeling image composition for complex scene generation. In *Proceedings of the IEEE/CVF Conference on Computer Vision and Pattern Recognition*, pp. 7764–7773, 2022.

- Jiahui Yu, Yuanzhong Xu, Jing Yu Koh, Thang Luong, Gunjan Baid, Zirui Wang, Vijay Vasudevan, Alexander Ku, Yinfei Yang, Burcu Karagol Ayan, et al. Scaling autoregressive models for content-rich text-to-image generation. *arXiv preprint arXiv:2206.10789*, 2(3):5, 2022.
- Han Zhang, Tao Xu, Hongsheng Li, Shaoting Zhang, Xiaogang Wang, Xiao lei Huang, and Dimitris N Metaxas. Stackgan: Text to photo-realistic image synthesis with stacked generative adversarial networks. In *Proceedings of the IEEE international conference on computer vision*, pp. 5907–5915, 2017.
- Han Zhang, Tao Xu, Hongsheng Li, Shaoting Zhang, Xiaogang Wang, Xiao lei Huang, and Dimitris N Metaxas. Stackgan++: Realistic image synthesis with stacked generative adversarial networks. *IEEE transactions on pattern analysis and machine intelligence*, 41(8):1947–1962, 2018a.
- Han Zhang, Jing Yu Koh, Jason Baldridge, Honglak Lee, and Yinfei Yang. Cross-modal contrastive learning for text-to-image generation. In *Proceedings of the IEEE/CVF conference on computer vision and pattern recognition*, pp. 833–842, 2021.
- Richard Zhang, Phillip Isola, Alexei A. Efros, Eli Shechtman, and Oliver Wang. The unreasonable effectiveness of deep features as a perceptual metric, 2018b.
- Bo Zhao, Lili Meng, Weidong Yin, and Leonid Sigal. Image generation from layout. In *Proceedings of the IEEE/CVF Conference on Computer Vision and Pattern Recognition*, pp. 8584–8593, 2019.
- Guangcong Zheng, Xianpan Zhou, Xuwei Li, Zhongang Qi, Ying Shan, and Xi Li. Layoutdiffusion: Controllable diffusion model for layout-to-image generation. In *Proceedings of the IEEE/CVF Conference on Computer Vision and Pattern Recognition (CVPR)*, pp. 22490–22499, June 2023.
- Deyao Zhu, Jun Chen, Xiaoqian Shen, Xiang Li, and Mohamed Elhoseiny. Minigpt-4: Enhancing vision-language understanding with advanced large language models. *arXiv preprint arXiv:2304.10592*, 2023.

A APPENDIX

A.1 ALGORITHM

In Sec. 3, we describe our proposed approach *LLM Blueprint*. Our method uses an LLM to first generate bounding box layouts and descriptions pertaining to each object in the description, along with a background prompt that describes the overall scene in the text. We use specific instruct prompts to do so (see Appendix.A.4). Due to possibly inconsistent box positions, we query the LLM to generate k layouts giving k bounding boxes for each object in the layout. We then linearly interpolate the coordinates to obtain one final bounding box layout denoted as \mathcal{O} . We use a layout-to-image generation model \mathcal{M}_L to obtain an initial image. However, as described in Sec.3.3 of the main paper, we apply an additional noise correction step by passing the generated image to an image-to-image diffusion model $SD_{image-image}$ while retaining the semantics of the scene. We call the image generated until this point as *Global Scene Generation* and denote it as $x_{initial}$. However, the image generated after the first phase $x_{initial}$ still has inconsistencies in generating objects as per their characteristics. To overcome this issue and ensure faithful generation of all the objects, we introduce an *Iterative Refinement Scheme (IRS)*. Our proposed method works at the bounding box level and ensures the corresponding object at each bounding box is characterized by its properties given in the textual description. We achieve this by looping across each bounding box and iteratively modifying the regions based on a CLIP metric. In other words, we generate a new object for the designated box by passing the object description d_j to a text-to-image stable diffusion model $SD_{text-image}$. The generated image x_j^{ref} acts as a reference content for the bounding box o_j . We further create a binary mask m_j from the bounding box coordinates. We then use an image composition model $\mathcal{M}_{comp}(\mu_\theta(x_t), \Sigma_\theta(x_t))$ conditioned on the reference image x_j^{ref} , mask m_j and source image $x_{initial}$ to compose the reference object at the designated position on the source image specified by the mask m_j . To ensure the composition generates the object that exactly follows the properties described in the text prompt, we use an external function in the form of CLIP to guide the generation in order to adhere to the prototype image x_j^{ref} and text description d_j . However, since our prototype x_j^{ref} is in the input space and CLIP is trained on real-world data samples, we estimate a clean image x_0 from each noisy latent x_t during the denoising diffusion process via Eqn. 1 (main paper). We optionally add a background preservation loss \mathcal{L}_{bg} to avoid the composition process affecting the background. We provide a pseudo code of our algorithm in Algorithm A.1.

A.2 NOISE AND ARTIFACT CORRECTION

As discussed in Sec. 3.3, the generated image after the first phase sometimes suffers from noise or artifacts. We do an optional noise correction step after Global scene generation, which essentially removes the unwanted noise and artifacts. We accomplish this by passing the image to a diffusion model which preserves the structure and semantics of the scene and produces a cleaner image (See Figure 9).

A.3 FURTHER QUALITATIVE COMPARISONS

We present additional qualitative comparisons of our method with the latest benchmark techniques in Figure 8. The baseline methods (rows 1-4) struggle to capture the intricate details of lengthy prompts, leading to instances where they miss certain objects highlighted in red text beneath each image. On occasion, these baseline approaches generate distorted objects or objects that are not mentioned in the text, as indicated by the black text under the corresponding images. Furthermore, baseline models occasionally exhibit spatial inaccuracies, which results in their inability to accurately represent the precise locations of objects, as highlighted in pink text beneath the respective images. We also showcase instances where our approach encounters difficulties in generating one or more objects mentioned in the text. For example, in the first row and fifth column, our method was unable to produce an image of a tree. Likewise, in the fifth row and fifth column, our approach overlooks generating the picture frame hanging on the wall. Note that we start the column count from Stable diffusion baseline.

Long Textual prompt	Stable Diffusion	GLIGEN	LayoutGPT	LLM-Grounded	Ours
In a quiet rural scene, a picturesque tableau comes to life. A <u>sturdy cow with its distinct black-and-white markings</u> grazes serenely, its tail occasionally swatting flies. Nearby, a <u>graceful horse stands</u> majestically, its <u>chestnut coat glinting</u> in the sunlight. A loyal <u>dog lounges in the shade of a tree</u> , occasionally lifting its head to survey the surroundings. This tranquil outdoor moment captures the essence of harmonious coexistence among these distinct yet complementary creatures.	 unrealistic image dog, chestnut colored horse	 dog, chestnut colored horse	 dog, chestnut colored horse, tree	 two big and one small cow dog, chestnut colored horse	 tree
A tranquil park bench under a <u>sprawling oak tree</u> , where a forgotten <u>open book rests on the wooden seat</u> . Nearby, a <u>scattering of colorful autumn leaves blankets the ground</u> , and a <u>curious squirrel</u> stands on its hind legs, nibbling on an acorn. The distant sound of chirping birds and a gentle breeze through the leaves create a serene atmosphere in this quiet corner of the park, inviting passersby to pause and enjoy nature's simple beauty.	 open book, squirrel	 squirrel, open book, bench	 squirrel	 squirrel	
The image shows a <u>dining room with a table and four chairs</u> . The <u>table is made of wood</u> . There is a <u>potted plant on the table</u> . The <u>walls are painted yellow</u> and there are <u>two large windows with white curtains</u> . The room is well lit by an <u>overhead lamp</u> . The floor is tiled. The overall atmosphere of the room is cozy and inviting.	 yellow curtains white curtains, two large windows, overhead lamp	 blue walls yellow walls, overhead lamp	 yellow walls, white curtains, overhead lamp potted plant	 small windows white curtains	
In a tranquil <u>backyard garden</u> , a <u>wooden bench rests beneath</u> the cooling shade of a <u>blossoming cherry tree</u> . Nearby, a mosaic <u>bird bath</u> , filled with crystal-clear water, serves as a refreshing oasis for feathered visitors. Keeping watch over the scene, a trio of <u>brightly colored garden gnomes</u> adds a touch of whimsy to the surroundings. As a gentle breeze rustles the leaves of nearby shrubs, the garden beckons with its serene ambiance, inviting visitors to enjoy nature's beauty and find solace in this delightful retreat.	 bird bath, trio of garden gnomes	 bird bath, trio of garden gnomes	 bird bath	 garden gnomes, cherry tree	 1 garden gnome
The image shows a <u>desk with a laptop computer</u> on it. The <u>laptop is open</u> and appears to be turned on. There is a <u>lamp on the desk</u> next to the laptop, and a <u>picture frame on the wall</u> behind the desk. There is a <u>glass of water on the desk in front of the laptop</u> . The <u>desk is made of wood</u> and has a <u>drawer</u> underneath it. The wall behind the desk is painted a light color.	 lamp, picture frame, glass of water, drawer	 laptop drawer, glass of water, picture frame, drawer, lamp	 wooden table, drawer, picture frame, lamp	 glass of water, picture frame	 picture frame
The image shows a table with <u>three bottles of vodka</u> on it. There are also <u>two glasses filled with water</u> and a <u>vase of white flowers</u> on the table. The <u>background is a wooden wall with a pattern of white and blue stripes</u> . The lighting is bright and evenly distributed, casting shadows on the table and bottles. The overall mood of the scene is relaxed and sophisticated.	 two glasses, white and blue striped wall	 extra glasses 3 vodka bottles, white and blue striped wooden wall, flower vase	 water bottles 3 vodka bottles, 2 glasses, vase of flowers, wooden wall	 empty bottles 2 glasses, 3 vodka bottles, wooden wall	

Figure 8: *Qualitative comparisons*: We provide further qualitative comparisons to our approach against the state-of-the-art baselines. The underlined text in the text prompts represents the objects, their characteristics, and spatial properties. Baseline methods often omit objects and struggle with spatial accuracy (first four columns), while our approach excels in capturing all objects and preserving spatial attributes (last column).

Algorithm 1 LLM Blueprint

Input: long textual description \mathcal{C} , diffusion steps T , sampling iterations n , layout-to-image model \mathcal{M}_L , LLM , image refinement model $\mathcal{M}_{refine}(\mu_\theta(x_t), \Sigma_\theta(x_t))$, LLM queries K , stable diffusion model SD , $CLIP$ model, **Interpolation** function

Output: composed image \hat{x} encompassing all the elements of the textual description \mathcal{C}

```

// Get layouts, object details, and background prompt from LLM.
 $\mathcal{O}|_k, \mathcal{D}, \mathcal{P}_b = LLM(\mathcal{C})$ 
// Interpolate layouts.
 $\mathcal{O} = \text{Interpolation}(\mathcal{O}|_k)$ 
// Generate initial image from interpolated layout.
 $x_{initial} = \mathcal{M}_L(\mathcal{O}, \mathcal{D}, \mathcal{P}_b)$ 
// Optional noise correction.
 $x_{initial} \leftarrow SD_{image-image}(x_{initial})$ 
// Iterative Refinement.
for  $o_j, d_j$  in  $\{\mathcal{O}, \mathcal{D}\}$  do
     $x_j^{ref} \leftarrow SD_{text-image}(d_j); m_j \leftarrow \text{GetMask}(o_j)$ 
     $x_k \sim \mathcal{N}(\sqrt{\bar{\alpha}_k}x_0, (1 - \bar{\alpha}_k)\mathbf{I})$ 
    for  $t$  from  $T$  to 1 do
        for  $iter$  from 1 to  $n$  do
             $\hat{x}_0 \leftarrow \frac{x_t}{\sqrt{\bar{\alpha}_t}} - \frac{\sqrt{1 - \bar{\alpha}_t}\epsilon_\theta(x_t, t)}{\sqrt{\bar{\alpha}_t}}$ 
             $\mathcal{L} \leftarrow \mathcal{L}_{CLIP}(\hat{x}_0, d_j, m_j) + \lambda \mathcal{L}_{CLIP}(\hat{x}_0, x_j^{ref}, m_j) + \gamma \mathcal{L}_{bg}(x, \hat{x}_0, m_j)$ 
             $\hat{\epsilon} \leftarrow \epsilon_\theta(x_t) - \sqrt{1 - \bar{\alpha}_t} \nabla_{\hat{x}_0} \mathcal{L}$ 
             $x_{fg} \leftarrow \sqrt{\bar{\alpha}_{t-1}} \left( \frac{x_t - \sqrt{1 - \bar{\alpha}_t} \hat{\epsilon}}{\sqrt{\bar{\alpha}_t}} \right) + \sqrt{1 - \bar{\alpha}_{t-1}} \hat{\epsilon}$ 
             $x_{t-1} \leftarrow m_j \odot x_{fg} + (1 - m_j) \odot \mathcal{N}(\sqrt{\bar{\alpha}_t}x_0, (1 - \bar{\alpha}_t)\mathbf{I})$ 
        end for
    end for
     $x_0 \leftarrow x_{t-1}$ 
end for
return  $x_0$ 
    
```



Figure 9: *Noise Correction*: The noise correction strategy removes noise and certain redundant artifacts from the image that are unnecessary.

A.4 INSTRUCT PROMPTS FOR LLM

Our approach utilizes LLMs’ advanced spatial and reasoning capabilities to derive layouts, object descriptions, and background prompt from a long textual description. For extracting layouts and background prompts, we use the prompt designed by Lian et al. (2023) and scale it to work on longer textual descriptions. For extracting object descriptions, we designed our own unique prompt. Below are the instruct prompts utilized in our work.

Instruct prompt for extracting layouts and background prompt.

You are an intelligent bounding box generator. I will provide you with a caption for a photo, image, a detailed scene, or a painting. Your task is to generate the bounding boxes for the objects mentioned in the caption, along with a background prompt

describing the scene. The images are of size 512x512. The top-left corner has coordinates [0, 0]. The bottom-right corner has coordinates [512, 512]. The bounding boxes should not overlap or go beyond the image boundaries. Each bounding box should be in the format of (object name, [top-left x coordinate, top-left y coordinate, box width, box height]) and include exactly one object (i.e., start the object name with "a" or "an" if possible). Do not put objects that are already provided in the bounding boxes into the background prompt. Do not include non-existing or excluded objects in the background prompt. If needed, you can make reasonable guesses. Please refer to the example below for the desired format.

Caption: In the quiet countryside, a red farmhouse stands with an old-fashioned charm. Nearby, a weathered picket fence surrounds a garden of wildflowers. An antique tractor, though worn, rests as a reminder of hard work. A scarecrow watches over fields of swaying crops. The air carries the scent of earth and hay. Set against rolling hills, this farmhouse tells a story of connection to the land and its traditions

Objects: [(('a red farmhouse', [105, 228, 302, 245]), ('a weathered picket fence', [4, 385, 504, 112]), ('an antique tractor', [28, 382, 157, 72]), ('a scarecrow', [368, 271, 66, 156])]

Background prompt: A realistic image of a quiet countryside with rolling hills

Caption: A realistic image of landscape scene depicting a green car parking on the left of a blue truck, with a red air balloon and a bird in the sky

Objects: [(('a green car', [21, 181, 211, 159]), ('a blue truck', [269, 181, 209, 160]), ('a red air balloon', [66, 8, 145, 135]), ('a bird', [296, 42, 143, 100])]

Background prompt: A realistic image of a landscape scene

Instruct prompt for extracting object descriptions.

You are an intelligent description extractor. I will give you a list of the objects and a corresponding text prompt. For each object, extract its respective description or details mentioned in the text prompt. The description should strictly contain fine details about the object and must not contain information regarding location or abstract details about the object. The description must also contain the name of the object being described. For objects that do not have concrete descriptions mentioned, return the object itself in that case. The output should be a Python dictionary with the key as object and the value as description. The description should start with 'A realistic photo of object' followed by its characteristics. Sort the entries as per objects that are spatially behind (background) followed by objects that are spatially ahead (foreground). For instance object "a garden view" should precede the "table". Make an intelligent guess if possible. Here are some examples:

list of objects: [a Golden Retriever,a white cat,a wooden table,a vase of vibrant flowers,a sleek modern television]

text prompt: In a cozy living room, a heartwarming scene unfolds. A friendly and affectionate Golden Retriever with a soft, golden-furred coat rests contently on a plush rug, its warm eyes filled with joy. Nearby, a graceful and elegant white cat

stretches leisurely, showcasing its pristine and fluffy fur. A sturdy wooden table with polished edges stands gracefully in the center, adorned with a vase of vibrant flowers adding a touch of freshness. On the wall, a sleek modern television stands ready to provide entertainment. The ambiance is warm, inviting and filled with a sense of companionship and relaxation.

output: {a sleek modern television: A realistic photo of a sleek modern television., a wooden table: A realistic photo of a sturdy wooden table with polished edges., vase of vibrant flowers: A realistic photo of a vase of vibrant flowers adding a touch of freshness., a Golden Retriever: 'A realistic photo of a friendly and affectionate Golden Retriever with a soft, golden-furred coat and its warm eyes filled with joy., a white cat: 'A realistic photo of a graceful and elegant white cat stretches leisurely, showcasing its pristine and fluffy fur.}
