

DNA: Denoised Neighborhood Aggregation for Fine-grained Category Discovery

Wenbin An¹, Feng Tian^{2*}, Wenkai Shi¹, Yan Chen², Qinghua Zheng²
QianYing Wang^{3*}, Ping Chen⁴

¹ School of Automation Science and Engineering, Xi'an Jiaotong University

² School of Computer Science and Technology, MOEKLNNS Lab, Xi'an Jiaotong University

³ Lenovo Research ⁴ Department of Engineering, University of Massachusetts Boston
wenbinan@stu.xjtu.edu.cn, {fengtian, chenyan}@mail.xjtu.edu.cn
shiyibai778@gmail.com, wangqya@lenovo.com, ping.chen@umb.edu

Abstract

Discovering fine-grained categories from coarsely labeled data is a practical and challenging task, which can bridge the gap between the demand for fine-grained analysis and the high annotation cost. Previous works mainly focus on instance-level discrimination to learn low-level features, but ignore semantic similarities between data, which may prevent these models learning compact cluster representations. In this paper, we propose *Denoised Neighborhood Aggregation* (DNA), a self-supervised framework that encodes semantic structures of data into the embedding space. Specifically, we retrieve k -nearest neighbors of a query as its positive keys to capture semantic similarities between data and then aggregate information from the neighbors to learn compact cluster representations, which can make fine-grained categories more separable. However, the retrieved neighbors can be noisy and contain many false-positive keys, which can degrade the quality of learned embeddings. To cope with this challenge, we propose three principles to filter out these false neighbors for better representation learning. Furthermore, we theoretically justify that the learning objective of our framework is equivalent to a clustering loss, which can capture semantic similarities between data to form compact fine-grained clusters. Extensive experiments on three benchmark datasets show that our method can retrieve more accurate neighbors (21.31% accuracy improvement) and outperform state-of-the-art models by a large margin (average 9.96% improvement on three metrics). Our code and data are available at <https://github.com/Lackel/DNA>.

1 Introduction

Many AI fields have progressed into fine-grained analysis, e.g., Computer Vision (Wei et al., 2021;

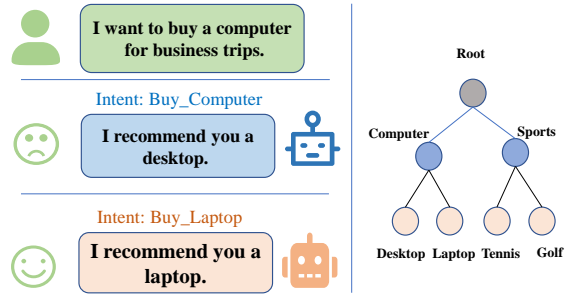


Figure 1: **Left:** An example of coarse- and fine-grained intent detection for recommendation. **Right:** Label hierarchy with coarse- and fine-grained categories.

Nauta et al., 2021) and Natural Language Processing (Suresh and Ong, 2021; Vaid et al., 2022; Munikar et al., 2019; Almeida et al., 2021), since it can provide much more information than coarse-grained analysis. For example, detecting more fine-grained user intents can help to provide more accurate recommendation and better services for customers (Figure 1 Left). However, labelling fine-grained categories can be time-consuming and labour-intensive since it requires more expert knowledge. To get out of this dilemma, a novel task called Fine-grained Category Discovery under Coarse-grained supervision (FCDC) was recently proposed by An et al. (2022a). Taking Figure 1 Right as an example, FCDC aims at discovering fine-grained categories (e.g., Desktop and Tennis) using only coarse-grained (e.g., Computer and Sports) labeled data which are easier and cheaper to annotate.

To solve the FCDC task, previous methods mainly focus on instance-level discrimination to learn low-level features through contrastive learning (An et al., 2022a; Bukchin et al., 2021). Despite the improved performance, these instance-based methods fail to encode cluster-level semantic structures of data. This is because these methods simply treat each instance as a single class and push away other instances, regardless of their se-

*Corresponding Authors.

semantic similarities (Li et al., 2020), which can hinder the formation of compact fine-grained clusters. Here we define ‘compact’ as samples with the same fine-grained categories are compactly clustered into the center of category and away from other samples from different fine-grained categories, which means smaller intra-class distance and larger inter-class distance. Since samples located around decision boundaries are easily misclassified into wrong categories, distributing samples near the category center compactly can avoid overlapping decision boundaries and make these categories more distinguishable. So learning compact cluster representations is important for the FCDC task to learn more separable fine-grained categories.

To encode semantic structures of data to learn more compact cluster representations, we propose a novel model named *Denoisied Neighborhood Aggregation* (DNA). DNA can capture semantic similarities between data by retrieving k -nearest neighbors of a query and aggregating information from them. However, the retrieved neighbors can be noisy and contain many false-positive keys (i.e., keys with different fine-grained categories from the query), which can reduce the quality of representation learning. This situation is more severe in the FCDC setting since pretraining on coarse-grained labels can easily include wrong neighbors for those samples with the same coarse-grained labels but different fine-grained ones. To solve this problem, we propose three principles (named Label Constraint, Reciprocal Constraint, and Rank Statistic Constraint) to filter out these false neighbors. These constraints consider bidirectional semantic structures and statistical features of data to help to retrieve more accurate neighbors. Furthermore, we interpret our framework from a generalized Expectation-Maximization (EM) perspective. At the E-step, we retrieve reliable neighbors from a dynamic queue under the proposed constraints, then at the M-step, we perform neighborhood aggregation to encode semantic structures of data to learn more compact representations. Last but not least, we theoretically prove that the learning objective of our model is equivalent to a clustering loss, which can help to learn compact cluster representations to facilitate fine-grained category discovery.

Our main contributions can be summarized as follows:

- **Perspective:** we propose to model semantic structures of data to learn more compact clus-

ter representations, which are essential for the FCDC task.

- **Framework:** we propose *Denoisied Neighborhood Aggregation*, a self-supervised framework that captures semantic similarities between data and aggregates information from neighbors. We further propose three principles to filter out false neighbors for better representation learning.
- **Theory:** we interpret our framework from a generalized EM perspective and theoretically prove that the learning objective of our framework is equivalent to a clustering loss. So our model can alternately retrieve more accurate neighbors and learn more compact cluster representations.
- **Experiments:** Extensive experiments on three benchmark datasets show that our model establishes state-of-the-art performance on the FCDC task (average 9.96% improvement) and retrieves more accurate neighbors (21.31% accuracy improvement), which validates our theoretical analysis.

2 Related Work

2.1 Novel Category Discovery

Novel Category Discovery aims at discovering novel categories from unlabeled data to expand existing class taxonomy (Scheirer et al., 2014; Zhang et al., 2021a; Vaze et al., 2022; Yu et al., 2022; Badirli et al., 2023; An et al., 2023). To discover novel categories without any annotation, previous models usually adopted self-supervised methods. For example, Han et al. (2020) utilized ranking statistics as pseudo-labels to train their model with binary cross-entropy loss. An et al. (2022b) proposed to decouple known and novel categories from unlabeled data and performed representation learning with prototypical network. However, these methods only focus on the scenario where known and novel categories are of the same granularity. To discover fine-grained categories, a novel task called Fine-grained Category Discovery under Coarse-grained supervision (FCDC) was proposed by An et al. (2022a). They also proposed a weighted self-contrastive strategy to acquire fine-grained knowledge. And Mekala et al. (2021) proposed to perform fine-grained text classification with the help

of fine-grained label names and coarse-grained labeled data. In Computer Vision, Bukchin et al. (2021) proposed angular contrastive learning to perform few-shot fine-grained image classification with only coarse-grained supervision. However, these methods only focus on instance-level discrimination, which may prevent them from learning compact cluster representations for fine-grained category discovery.

2.2 Contrastive Learning

Contrastive Learning (CL) performs representation learning by pulling similar samples closer and pushing dissimilar samples far away (Chen et al., 2020). And how to build high-quality positive keys for the given queries is a challenging task for CL. Most previous methods took two different transformations of the same input as query and positive key, respectively (Dosovitskiy et al., 2014; Chen et al., 2020; He et al., 2020). Li et al. (2020) proposed to utilize prototypes learned by clustering as their positive keys. Furthermore, An et al. (2022a) proposed to use shallow features extracted by BERT as positive keys. Recently, Neighbourhood Contrastive Learning (NCL) was proposed by treating the nearest neighbors of queries as positive keys (Dwivedi et al., 2021a), which can avoid complex data augmentations. Zhong et al. (2021) further utilized k -nearest neighbors to mine hard negative keys for CL. And Zhang et al. (2022a) randomly selected one positive key from k -nearest neighbors for representation learning. Even though NCL has achieved better results on many tasks, previous methods ignored the fact that the retrieved neighbors can be noisy (i.e., neighbors and the query come from different categories) due to lack of supervision, and these false-positive keys can be harmful for representation learning since they provide wrong supervision signals.

3 Method

3.1 Problem Formulation

Given a set of coarse-grained categories $\mathcal{Y}_{coarse} = \{C_1, C_2, \dots, C_M\}$ and a coarsely labeled training set $\mathcal{D}_{train} = \{(x_i, c_i) \mid c_i \in \mathcal{Y}_{coarse}\}_{i=1}^N$, the FCDC task aims at learning a feature encoder F_θ that maps samples into a compact D -dimension embedding space to further separate them into different fine-grained categories $\mathcal{Y}_{fine} = \{\mathcal{F}_1, \mathcal{F}_2, \dots, \mathcal{F}_K\}$, even though without any prior fine-grained knowledge, where \mathcal{Y}_{fine} are sub-classes of \mathcal{Y}_{coarse} .

Model performance will be measured on another testing set $\mathcal{D}_{test} = \{(x_i, y_i) \mid y_i \in \mathcal{Y}_{fine}\}_{i=1}^L$ through clustering (e.g., K-Means) based on the embeddings extracted by F_θ . It should be noted that we only use the number of fine-grained categories K when testing so that we can make a fair comparison with different methods, following the settings in previous work (An et al., 2022a).

3.2 Proposed Approach

To achieve the learning objective of FCDC, we propose *Denosed Neighborhood Aggregation* (DNA), an iterative framework to bootstrap model performance on retrieving reliable neighbors and learning compact embeddings. As shown in Fig. 2, our model mainly contains three steps. Firstly, we maintain a dynamic queue to retrieve neighbors for queries based on their semantic similarities (Sec. 3.2.1). Secondly, we propose three principles to filter out false-positive neighbors for better representation learning (Sec. 3.2.2). Thirdly, we perform neighborhood aggregation to learn compact embeddings for fine-grained clusters (Sec. 3.2.3). Last but not least, we interpret our framework from the generalized EM algorithm perspective and theoretically prove that our learning objective is equivalent to a clustering loss, which can help to learn more compact fine-grained cluster embeddings (Sec. 3.2.4).

3.2.1 Neighborhood Retrieval

We maintain a dynamic queue \mathcal{M} to store sample features for subsequent training. The features in the queue are extracted by a momentum encoder F_{θ^m} and are progressively updated at each iteration. To keep consistency of features used for neighborhood retrieval and representation learning, we update F_{θ^m} in a moving-average manner (He et al., 2020):

$$\theta_{t+1}^m = \alpha \theta_t^m + (1 - \alpha) \theta_{t+1} \quad (1)$$

where $\alpha \in [0, 1)$ is a momentum coefficient, θ^m and θ are parameters of F_{θ^m} and F_θ , respectively. F_θ is a query encoder for representation learning and is updated by back-propagation.

In order to learn compact representations, we retrieve neighbors of each query from the queue \mathcal{M} . Specifically, we first pretrain F_θ and F_{θ^m} with cross-entropy loss on coarse-grained labels to initialize models. Then given a query embedding $q_i = F_\theta(x_i)$, we search its k -nearest neighbors \mathcal{N}_i from the queue \mathcal{M} by measuring their semantic

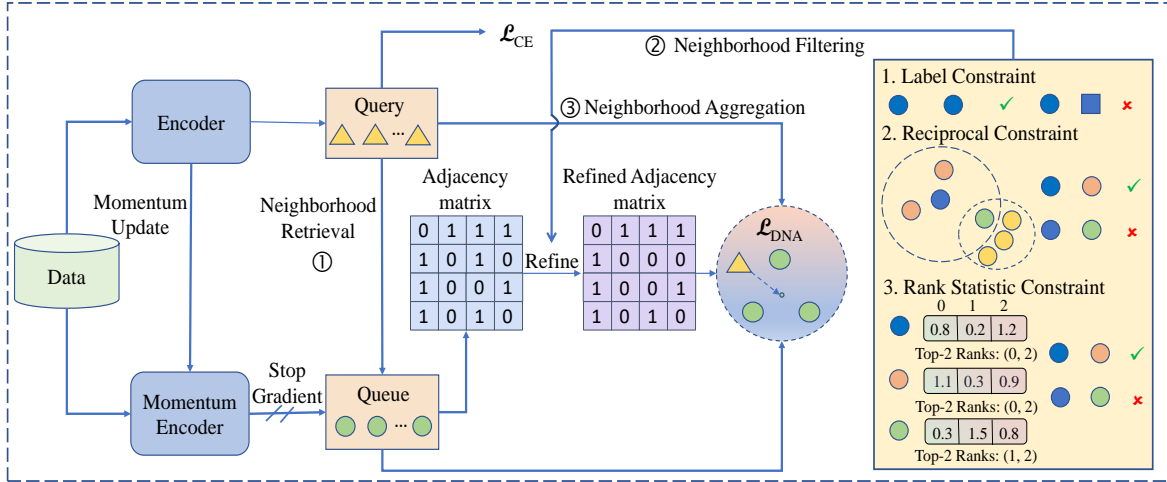


Figure 2: The overall architecture of our DNA framework.

similarities:

$$\mathcal{N}_i = \{h_j \mid h_j \in \underset{h_l \in \mathcal{M}}{\operatorname{argtop}_k}(\operatorname{sim}(q_i, h_l))\} \quad (2)$$

where $\operatorname{sim}()$ is a similarity function and here we use cosine similarity $\operatorname{sim}(q_i, h_j) = \frac{q_i^T h_j}{\|q_i\| \cdot \|h_j\|}$.

3.2.2 Neighborhood Refining

After neighborhood retrieval, previous methods (Dwivedi et al., 2021a; Zhang et al., 2022a) simply used these neighbors as positive keys for contrastive learning. However, they ignored the fact that the retrieved neighbors contain many false-positive keys (i.e., keys with different fine-grained categories from the query), which can significantly degrade their model performance. This is because we lack of fine-grained supervision and samples with different fine-grained categories can be clustered together after pretraining. To mitigate this problem, we propose three principles to filter out these false-positive neighbors, which consider bidirectional semantic structures and statistical features of samples (illustrated in Fig. 2).

Label Constraint aims at filtering neighbors with different coarse-grained labels from the query, since samples with the same fine-grained labels must also have the same coarse-grained ones. The refined neighbor set for query q_i is:

$$\mathcal{A}_i = \{h_j \mid (h_j \in \mathcal{N}_i) \wedge (c_i = c_j)\} \quad (3)$$

where c_i and c_j are coarse-grained labels for the query q_i and its neighbor h_j .

Reciprocal Constraint requires that the neighborhood relationships should be bidirectional (Qin

et al., 2011) (i.e., the query should also be its neighbors' neighbor). This constraint is intuitive since samples in a compact cluster should be neighbors to each other. Traditional k -NN simply retrieved k neighbors for each sample, which can introduce many false neighbors, especially for data with long-tailed distribution. As the example of reciprocal constraint in Fig. 2, the blue sample should only have two neighbors, but 3-NN introduces a false neighbor (the green sample) for it. The reciprocal constraint can filter out this false neighbor since the blue sample is not a neighbor of the green one. So the reciprocal constraint can capture bidirectional semantic structures between samples and provide different number of neighbors for different samples. And the refined neighbor set for query q_i is:

$$\mathcal{R}_i = \{h_j \mid (h_j \in \mathcal{A}_i) \wedge (q_i \in \mathcal{A}_j)\} \quad (4)$$

Rank Statistic Constraint requires the rank statistics between neighbors to be the same. Specifically, we rank the values of feature embeddings by magnitude and extract the index of top- m values to form a rank set. Then we filter out neighbors who have different rank set from the query. The rank statistic constraint is effective for two reasons. Firstly, rank statistic is more robust than cosine similarity, especially for high-dimensional data (Friedman, 1994; Han et al., 2020). Secondly, samples with the same coarse-grained labels but different fine-grained ones can have high cosine similarities after pretraining, which can lead to false-positive neighbors. However, we think the pretrained embeddings also contain information about fine-grained categories which are interrupted by other noisy information. So if we only focus on the main components

of these embeddings, we can filter out the noisy information and discover the hidden fine-grained information. The refined neighbor set for query q_i is:

$$\mathcal{S}_i = \{h_j \mid (h_j \in \mathcal{R}_i) \wedge (\text{top}_m(h_j) = \text{top}_m(q_i))\} \quad (5)$$

where $\text{top}_m(q_i)$ maps the d -dimensional embedding q_i into a m -dimensional set ($m = 2$ in Fig. 2) which contains index of top- m values of q_i .

3.2.3 Denoised Neighborhood Aggregation

After mining reliable neighbors, we perform *Denoised Neighborhood Aggregation* (DNA) to pull queries and their neighbors closer by extending the traditional contrastive loss (Oord et al., 2018) to the form with multiple positive keys:

$$\begin{aligned} \mathcal{L}_{DNA} &= -\frac{1}{|\mathcal{D}|} \sum_{q_i \in \mathcal{D}} \frac{1}{|\mathcal{S}_i|} \sum_{h_j \in \mathcal{S}_i} \log \frac{\exp(q_i^T h_j / \tau)}{\sum_{h_k \in \mathcal{M}} \exp(q_i^T h_k / \tau)} \\ &= \underbrace{-\frac{1}{|\mathcal{D}|} \sum_{q_i \in \mathcal{D}} \frac{1}{|\mathcal{S}_i|} \sum_{h_j \in \mathcal{S}_i} (q_i^T h_j / \tau)}_{(\text{Alignment})} \\ &\quad + \underbrace{\frac{1}{|\mathcal{D}|} \sum_{q_i \in \mathcal{D}} \log \sum_{h_k \in \mathcal{M}} \exp(q_i^T h_k / \tau)}_{(\text{Uniformity})} \end{aligned} \quad (6)$$

where q_i is the L_2 normalized query embedding and h_j is the L_2 normalized key embedding from the queue \mathcal{M} . Then we train the model with the loss \mathcal{L}_{DNA} and the cross-entropy loss \mathcal{L}_{CE} with the coarse-grained labels to learn compact cluster embeddings for FCDC.

3.2.4 Theoretical Analysis

Analysis for \mathcal{L}_{DNA} . The loss \mathcal{L}_{DNA} can be divided into two parts (Wang and Isola, 2020): *Alignment* to pull queries and their neighbors closer, and *Uniformity* to make samples uniformly distributed in hyper-sphere. Then we will prove that the *Alignment* term in \mathcal{L}_{DNA} is equivalent to a clustering loss that makes the query converge to the center of its neighbors, which can help to learn more compact cluster representations for fine-grained category discovery.

$$\begin{aligned} (\text{Align.}) &= -\frac{1}{\tau|\mathcal{D}|} \sum_{q_i \in \mathcal{D}} \left\{ q_i^T \left(\frac{1}{|\mathcal{S}_i|} \sum_{h_j \in \mathcal{S}_i} h_j \right) \right\} \\ &= -\frac{1}{\tau|\mathcal{D}|} \sum_{q_i \in \mathcal{D}} q_i^T \mu_i \\ &= \frac{1}{2\tau|\mathcal{D}|} \sum_{q_i \in \mathcal{D}} \{(q_i - \mu_i)^2 - \|q_i\|^2 - \|\mu_i\|^2\} \\ &= \frac{1}{2\tau|\mathcal{D}|} \sum_{q_i \in \mathcal{D}} (q_i - \mu_i)^2 + c \\ &\stackrel{c}{=} \sum_{q_i \in \mathcal{D}} (q_i - \mu_i)^2 \end{aligned} \quad (7)$$

where the symbol $\stackrel{c}{=}$ indicates equal up to a multiplicative and/or an additive constant. $\mu_i = \frac{1}{|\mathcal{S}_i|} \sum_{h_j \in \mathcal{S}_i} h_j$ is the center of query's neighbors. $\|q_i\|^2 = 1$ because of normalization, and $\|\mu_i\|^2$ is a constant since the neighbor embedding h_j is from the queue without gradient.

Interpreting DNA from the generalized EM perspective. If we consider the centers of the neighbors as hidden variables, we can interpret the DNA framework from the generalized EM perspective.

At the E-step, we fix model parameters θ to find the hidden variables by retrieving and refining the neighbor set \mathcal{S}_i :

$$\{\mu_i | \theta, q_i, \mathcal{M}\}_{i=1}^N = \frac{1}{|\mathcal{S}_i|} \sum_{h_j \in \mathcal{S}_i} h_j \quad (8)$$

At the M-step, we fix the hidden variables $\{\mu_i\}_{i=1}^N$ to optimize model parameters θ :

$$\operatorname{argmin}_{\theta} \sum_{q_i \in \mathcal{D}} (q_i - \mu_i)^2 \quad (9)$$

Since more accurate neighbors can boost representation learning and better representation learning can help to retrieve more accurate neighbors, our framework can iteratively bootstrap model performance on representation learning and neighborhood retrieval. In addition to the intuitive explanation, we also verify the intuition through experiments (Sec. 5.4).

4 Experiments

4.1 Experimental Settings

4.1.1 Datasets

We conduct experiments on three benchmark datasets. CLINC (Larson et al., 2019) is an intent

Dataset	$ \mathcal{C} $	$ \mathcal{F} $	# Train	# Test
CLINC	10	150	18,000	1,000
WOS	7	33	8,362	2,420
HWU64	18	64	8,954	1,031

Table 1: Statistics of benchmark datasets. #: number of samples. $|\mathcal{C}|$: number of coarse-grained categories. $|\mathcal{F}|$: number of fine-grained categories.

detection dataset from multiple domains. **WOS** (Kowsari et al., 2017) is a paper classification dataset. **HWU64** (Liu et al., 2021) is an assistant query classification dataset. Statistics of the datasets are shown in Table 1.

4.1.2 SOTA Methods for Comparison

We compare our model with following methods. **Baselines:** BERT (Devlin et al., 2018) without fine-tuning and BERT under coarse-grained supervision. **Self-training Methods:** DeepCluster (Caron et al., 2018) and DeepAligned (Zhang et al., 2021b). **Contrastive based Methods:** SimCSE (Gao et al., 2021), Ancor (Bukchin et al., 2021), Delete (Wu et al., 2020), Nearest-Neighbor Contrastive Learning (NNCL) (Dwivedi et al., 2021b), Contrastive Learning with Nearest Neighbors (CLNN) (Zhang et al., 2022b) and Weighted Self-Contrastive Learning (WSCL) (An et al., 2022a). We also investigate some variants by adding cross-entropy loss (+CE).

4.2 Evaluation Metrics

To evaluate the quality of the discovered fine-grained clusters, we use two broadly used evaluation metrics: Adjusted Rand Index (ARI) (Hubert and Arabie, 1985) and Normalized Mutual Information (NMI) (Lancichinetti et al., 2009):

$$ARI = \frac{RI - E(RI)}{\max(RI) - E(RI)} \quad (10)$$

$$NMI = \frac{2 * I(\hat{y}; y)}{H(\hat{y}) + H(y)} \quad (11)$$

where RI is the rand index and $E(RI)$ is the expectation of RI . \hat{y} is the prediction from clustering and y is the ground truth. $I(\hat{y}; y)$ is the mutual information between \hat{y} and y , $H(\hat{y})$ and $H(y)$ represent the entropy of \hat{y} and y , respectively.

To evaluate the classification performance of models, we use the metric clustering accuracy (ACC):

$$ACC = \frac{\sum_{i=1}^N \mathbb{I}\{\mathcal{P}(\hat{y}_i) = y_i\}}{N} \quad (12)$$

where \hat{y}_i is the prediction from clustering and y_i is the ground-truth label, N is the number of samples, $\mathcal{P}(\cdot)$ is the permutation map function from Hungarian algorithm (Kuhn, 1955).

4.2.1 Implementation Details

We use the pre-trained BERT-base model (Devlin et al., 2018) as our backbone with the learning rate $5e^{-5}$. We use the AdamW optimizer with 0.01 weight decay and 1.0 gradient clipping. For hyper-parameters, the batch size for pretraining, training and testing is set to 64. Epochs for pretraining and training are set to 100 and 20, respectively. The temperature τ is set to 0.07. The number of neighbors k is set to $\{120, 120, 250\}$ for the dataset CLINC, HWU64 and WOS, respectively. The dimension for Rank Statistic Constraint is set to 5. The momentum factor α is set to 0.99. For compared methods, we use the same BERT model as ours to extract features and adopt hyper-parameters in their original papers for a fair comparison.

4.3 Result Analysis

Comparison results of different methods are shown in Table 2. From the results, we can get following observations. (1) Our model outperforms the compared methods across all evaluation metrics and datasets, which clearly shows the effectiveness of our model. we attribute the better performance of our model to the following reasons. Firstly, our model can model semantic structures of data to learn more compact cluster representations by aggregating information from neighbors. Secondly, our model can retrieve reliable neighbors to boost the quality of representation learning with three filtering principles. Thirdly, the previous two steps can boost performance of each other in an EM manner, which can progressively bootstrap the entire model performance. (2) Baselines and self-training methods perform badly on the FCDC task since they rely on abundant fine-grained labeled data to train their models, which are not available under the FCDC setting. (3) Contrastive-based methods perform better than baselines above since they can acquire fine-grained knowledge even without fine-grained supervision. However, these methods simply treat each instance as a single class but ignore semantic similarities between different instances, which may prevent them from learning compact representations for subsequent clustering.

Methods	CLINC			WOS			HWU64		
	ACC	ARI	NMI	ACC	ARI	NMI	ACC	ARI	NMI
BERT	34.37	17.61	64.75	31.97	18.36	45.15	33.52	17.04	56.90
BERT + CE	43.85	32.37	78.58	38.29	36.94	64.72	37.89	33.68	74.63
DeepCluster	26.40	12.51	61.26	29.17	18.05	43.34	29.74	13.98	53.27
DeepAligned	29.16	14.15	62.78	28.47	15.94	43.52	29.14	12.89	52.99
DeepCluster + CE	30.28	13.56	62.38	38.76	35.21	60.30	41.73	27.81	66.81
DeepAligned + CE	42.09	28.09	72.78	39.42	33.67	61.60	42.19	28.15	66.50
NNCL	17.42	13.93	67.56	29.64	28.51	61.37	32.98	30.02	73.24
CLNN	19.96	14.76	68.30	29.48	28.42	60.99	37.21	34.66	75.27
SimCSE	40.22	23.57	69.02	25.87	13.03	38.53	24.48	8.42	46.94
Ancor + CE	44.44	31.50	74.67	39.34	26.14	54.35	32.90	30.71	74.73
Ancor	45.60	33.11	75.23	41.20	37.00	65.42	37.34	34.75	74.99
Delete	47.11	31.28	73.39	24.50	11.68	35.47	21.30	6.52	44.13
Delete + CE	47.87	33.79	76.25	41.53	33.78	61.01	35.13	31.84	74.88
SimCSE + CE	52.53	37.03	77.39	41.28	34.47	61.62	34.04	31.81	74.86
WSCL	74.02	62.98	88.37	65.27	51.78	72.46	59.52	49.34	79.31
Ours	87.66	81.82	94.69	74.57	63.30	76.86	70.81	59.66	83.31
Improvement	+13.64	+18.84	+6.32	+9.30	+11.52	+4.40	+11.29	+10.32	+4.00

Table 2: Model performance (%) on the FCDC task. Average results over 3 runs are reported. Some results are cited from An et al. (2022a).

5 Discussion

5.1 Ablation Study

We investigate the effectiveness of different components of our model in Table 3. From the table we can draw following conclusions. (1) Traditional Nearest-Neighbor Contrastive Learning (NNCL) performs badly on the FCDC task, which is because NNCL ignores semantic similarities between samples and fails to retrieve reliable neighbors. (2) Adding multiple neighbors as positive keys (Eq. 6) significantly improves model performance since it can help to learn compact cluster representations for fine-grained categories (Sec. 3.2.4). (3) Adding coarse-grained supervision with cross entropy loss can also boost model performance since it can contribute to representation learning. (4) Adding different filtering principles (Label, Reciprocal and Rank) can also improve model performance since they are responsible to retrieve reliable neighbors for better representation learning.

5.2 Accuracy of Selected Neighbors

To investigate the effect of three filtering principles on the accuracy of the retrieved neighbors, we report the accuracy (i.e., the query and neigh-

Model	ACC	ARI	NMI
NNCL	32.98	30.02	73.24
+ Multi. Neighbors	64.89	52.88	81.14
+ Coarse Labels	68.19	55.95	81.90
+ Label	68.67	57.08	81.99
+ Reciprocal	69.42	58.16	82.99
+ Rank (Ours)	70.81	59.66	83.31

Table 3: Results (%) of different model variants on the HWU64 dataset. '+' means that we add the component to the previous model.

bors have the same fine-grained labels) of the retrieved neighbors in Table 4. Specifically, (1) retrieving neighbors without any filtering (k -NN) can yield only 50% retrieval accuracy, which can significantly affect subsequent learning since those false neighbors provide wrong supervision signal for representation learning. (2) Adding the coarse-grained label constraint (**Label**) can improve the retrieval accuracy slightly since k -NN has also learned the coarse-grained knowledge through pretraining. (3) Adding the reciprocal constraint (**Reciprocal**) can make huge improvement in retrieval accuracy since this constraint can capture bidirectional relation-

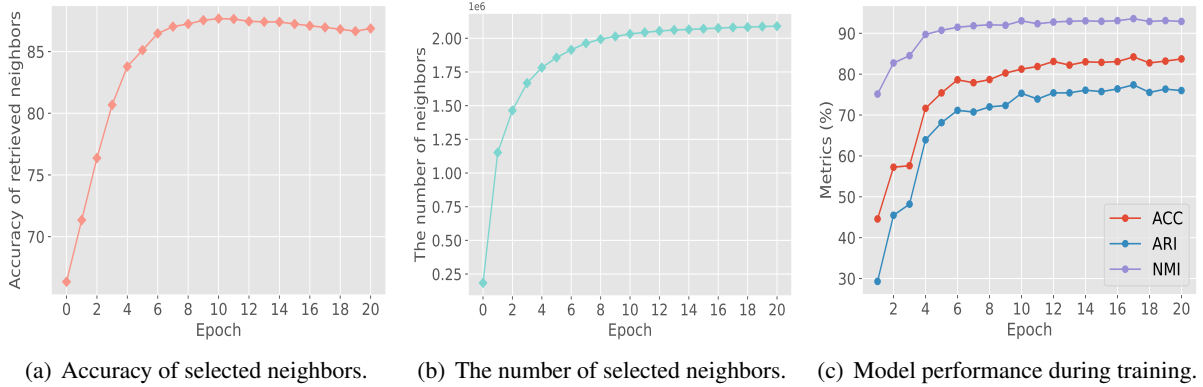


Figure 3: Analysis of the quality of representation learning and neighborhood retrieval.

Model	WOS	HWU64	CLINC
k -NN	49.39	49.65	48.08
+Label	50.43	50.60	48.24
+Reciprocal	67.57	65.00	66.78
+Rank	77.34	66.44	67.28
Improvement	+27.95	+16.79	+19.20

Table 4: Accuracy (%) of the retrieved neighbors.

ships between queries and the retrieved neighbors. (4) Adding the rank statistic constraint (**Rank**) can also improve the retrieval accuracy. After pretraining, samples with the same coarse-grained labels but different fine-grained ones can be aggregated together, leading to retrieving false neighbors. The rank statistic constraint can alleviate this problem by ignoring noisy components in feature embeddings and only considering important ones that contain fine-grained information, where the important components are selected by ranking statistics.

5.3 Quantity and Quality Trade-off

While the filtering principles can increase the quality of neighbors by filtering out noisy ones, they can also reduce the number of retrieved neighbors. To investigate the trade-off between quantity and quality, we plot the curve of accuracy of selected neighbors (Fig. 3(a)) and the number of selected neighbors (Fig. 3(b)) on the CLINC dataset. From the figure we can see that our model can retrieve more and more neighbors with increasing accuracy during training, which means that our model can reach a trade-off between quantity and quality. We attribute this advantage to our learning paradigm where representation learning and neighborhood re-

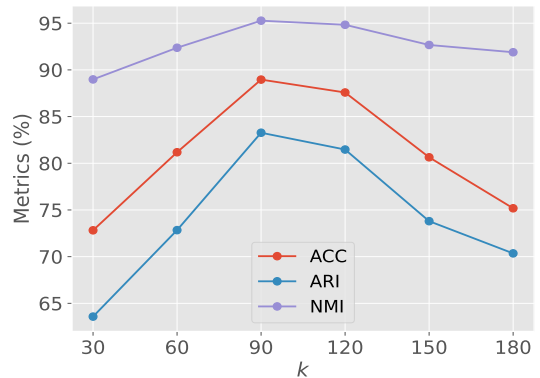


Figure 4: Influence of the number of neighbors k .

trieval are performed alternately to bootstrap both of their performance.

5.4 EM Validation

To validate the intuitive EM explanation about our framework (Sec. 3.2.4), we further visualize the curve of model performance during training on the CLINC dataset in Fig. 3(c). From the figure we can see that our model gets better and better performance during training, which indicates that the quality of representation learning is gradually improved. Combined with the improved quality and quantity of the selected neighbors in Fig. 3(a) and 3(b), we can draw the conclusion that our framework can bootstrap model performance on representation learning and neighborhood retrieval iteratively through the generalized EM perspective.

5.5 Influence of Number of Neighbors

We investigate the influence of the number of neighbors k on model performance on the CLINC dataset in Fig. 4. From the figure we can see that too large or too small k can lead to poor model performance. we can also see that our model gets the best per-

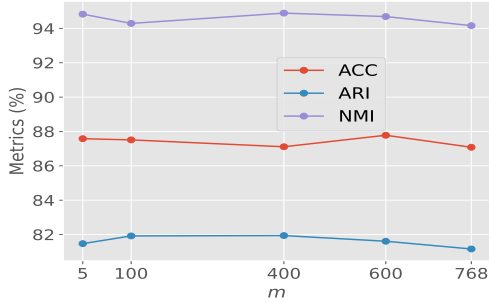


Figure 5: Influence of the number of rank dimensions.

formance when k is approximately equal to the number of samples in each fine-grained category (e.g., 120 for the CLINC dataset). This is in line with our analysis in Sec. 3.2.4, since samples will gather into the center of fine-grained clusters in the ideal situation.

5.6 Influence of Number of Rank Dimensions

We investigate the influence of the number of rank dimensions m on the CLINC dataset in Fig. 5. From the figure we can see that our model is insensitive to changes in m , since we only use the rank statistic constraint to select reliable neighbors for the first epoch of training. This is because rank statistic constraint is a strong constraint, which is most effective when the model performance is poor. And during training, our model can select more accurate neighbors, so we want to retrieve more neighbors to improve model’s generalization ability. Furthermore, since sorting is a time-consuming process, performing rank statistic constraint only at the beginning of training can save much time and balance effectiveness and efficiency.

5.7 Visualization

We visualize the learned embeddings of WSCL (An et al., 2022a) and our model through t-SNE on the HWU64 dataset in Fig. 6. From the figure we can see that our model can separate different coarse-grained categories effectively. In the meanwhile, our model can maintain separability within each coarse-grained categories to facilitate the subsequent fine-grained category discovery. In summary, our model can better control both inter-class and intra-class distance between samples to facilitate the FCDC task than previous instance-level contrastive learning methods.




Figure 6: The t-SNE visualization of embeddings.

6 Conclusion

In this paper, we propose *Denoised Neighborhood Aggregation* (DNA), a self-supervised learning framework that iteratively performs representation learning and neighborhood retrieval for fine-grained category discovery. We further propose three principles to filter out false-positive neighbors for better representation learning. Then we interpret our model from a generalized EM perspective and theoretically justify that the learning objective of our model is equivalent to a clustering loss, which can encode semantic structures of data to form compact clusters. Extensive experiments on three benchmark datasets show that our model can retrieve more accurate neighbors and outperform state-of-the-art models by a large margin.

Limitations

Even though the proposed *Denoised Neighborhood Aggregation* (DNA) framework achieves superior performance on the FCDC task, it still faces the following limitations. Firstly, DNA requires additional memory to store a queue for neighborhood retrieval and representation learning. Secondly, even though the three filtering principles can help to select more accurate neighbors, they require additional time to post-process the retrieved neighbors than traditional k -NN methods.

Acknowledgments

This work was supported by National Key Research and Development Program of China (2022ZD0117102), National Natural Science Foundation of China (62293551, 62177038, 62277042, 62137002, 61721002, 61937001, 62377038). Innovation Research Team of Ministry of Education (IRT_17R86), Project of China Knowledge Centre for Engineering Science and Technology, "LENOVO-XJTU" Intelligent Industry Joint Laboratory Project.

References

- Matthew Almeida, Yong Zhuang, Wei Ding, Scott E Crouter, and Ping Chen. 2021. Mitigating class-boundary label uncertainty to reduce both model bias and variance. *ACM Transactions on Knowledge Discovery from Data (TKDD)*, 15(2):1–18.
- Wenbin An, Feng Tian, Ping Chen, Siliang Tang, Qinghua Zheng, and QianYing Wang. 2022a. Fine-grained category discovery under coarse-grained supervision with hierarchical weighted self-contrastive learning. In *Proceedings of the 2022 Conference on Empirical Methods in Natural Language Processing*.
- Wenbin An, Feng Tian, Ping Chen, Qinghua Zheng, and Wei Ding. 2023. New user intent discovery with robust pseudo label training and source domain joint-training. *IEEE Intelligent Systems*.
- Wenbin An, Feng Tian, Qinghua Zheng, Wei Ding, QianYing Wang, and Ping Chen. 2022b. Generalized category discovery with decoupled prototypical network. *arXiv preprint arXiv:2211.15115*.
- Sarkhan Badirli, Christine Johanna Picard, George Mohler, Frannie Richert, Zeynep Akata, and Murat Dundar. 2023. Classifying the unknown: Insect identification with deep hierarchical bayesian learning. *Methods in Ecology and Evolution*.
- Guy Bukchin, Eli Schwartz, Kate Saenko, Ori Shahar, Rogerio Feris, Raja Giryes, and Leonid Karlinsky. 2021. Fine-grained angular contrastive learning with coarse labels. In *Proceedings of the IEEE/CVF Conference on Computer Vision and Pattern Recognition*, pages 8730–8740.
- Mathilde Caron, Piotr Bojanowski, Armand Joulin, and Matthijs Douze. 2018. Deep clustering for unsupervised learning of visual features. In *Proceedings of the European Conference on Computer Vision (ECCV)*, pages 132–149.
- Ting Chen, Simon Kornblith, Mohammad Norouzi, and Geoffrey Hinton. 2020. A simple framework for contrastive learning of visual representations. In *International conference on machine learning*, pages 1597–1607. PMLR.
- Jacob Devlin, Ming-Wei Chang, Kenton Lee, and Kristina Toutanova. 2018. Bert: Pre-training of deep bidirectional transformers for language understanding. *arXiv preprint arXiv:1810.04805*.
- Alexey Dosovitskiy, Jost Tobias Springenberg, Martin Riedmiller, and Thomas Brox. 2014. Discriminative unsupervised feature learning with convolutional neural networks. *Advances in neural information processing systems*, 27:766–774.
- Debidatta Dwibedi, Yusuf Aytar, Jonathan Tompson, Pierre Sermanet, and Andrew Zisserman. 2021a. With a little help from my friends: Nearest-neighbor contrastive learning of visual representations. In *Proceedings of the IEEE/CVF International Conference on Computer Vision*, pages 9588–9597.
- Debidatta Dwibedi, Yusuf Aytar, Jonathan Tompson, Pierre Sermanet, and Andrew Zisserman. 2021b. With a little help from my friends: Nearest-neighbor contrastive learning of visual representations. In *Proceedings of the IEEE/CVF International Conference on Computer Vision*, pages 9588–9597.
- Jerome H Friedman. 1994. *An overview of predictive learning and function approximation*. Springer.
- Tianyu Gao, Xingcheng Yao, and Danqi Chen. 2021. Simcse: Simple contrastive learning of sentence embeddings. *arXiv preprint arXiv:2104.08821*.
- Kai Han, Sylvestre-Alvise Rebuffi, Sebastien Ehrhardt, Andrea Vedaldi, and Andrew Zisserman. 2020. Automatically discovering and learning new visual categories with ranking statistics. *arXiv preprint arXiv:2002.05714*.
- Kaiming He, Haoqi Fan, Yuxin Wu, Saining Xie, and Ross Girshick. 2020. Momentum contrast for unsupervised visual representation learning. In *Proceedings of the IEEE/CVF Conference on Computer Vision and Pattern Recognition*, pages 9729–9738.
- Lawrence Hubert and Phipps Arabie. 1985. Comparing partitions. *Journal of classification*, 2(1):193–218.
- Kamran Kowsari, Donald E Brown, Mojtaba Heidarysafa, Kiana Jafari Meimandi, Matthew S Gerber, and Laura E Barnes. 2017. Hdltext: Hierarchical deep learning for text classification. In *Machine Learning and Applications (ICMLA), 2017 16th IEEE International Conference on*. IEEE.
- Harold W Kuhn. 1955. The hungarian method for the assignment problem. *Naval research logistics quarterly*, 2:83–97.
- Andrea Lancichinetti, Santo Fortunato, and János Kertész. 2009. Detecting the overlapping and hierarchical community structure in complex networks. *New journal of physics*, 11(3):033015.
- Stefan Larson, Anish Mahendran, Joseph J Peper, Christopher Clarke, Andrew Lee, Parker Hill, Jonathan K Kummerfeld, Kevin Leach, Michael A Laurenzano, Lingjia Tang, et al. 2019. An evaluation dataset for intent classification and out-of-scope prediction. *arXiv preprint arXiv:1909.02027*.
- Junnan Li, Pan Zhou, Caiming Xiong, and Steven CH Hoi. 2020. Prototypical contrastive learning of unsupervised representations. *arXiv preprint arXiv:2005.04966*.
- Xingkun Liu, Arash Eshghi, Pawel Swietojanski, and Verena Rieser. 2021. Benchmarking natural language understanding services for building conversational agents. In *Increasing Naturalness and Flexibility in Spoken Dialogue Interaction*. Springer.
- Dheeraj Mekala, Varun Gangal, and Jingbo Shang. 2021. Coarse2fine: Fine-grained text classification on coarsely-grained annotated data. *arXiv preprint arXiv:2109.10856*.

- Manish Munikar, Sushil Shakya, and Aakash Shrestha. 2019. Fine-grained sentiment classification using bert. In *2019 Artificial Intelligence for Transforming Business and Society (AITB)*, volume 1, pages 1–5. IEEE.
- Meike Nauta, Ron Van Bree, and Christin Seifert. 2021. Neural prototype trees for interpretable fine-grained image recognition. In *Proceedings of the IEEE/CVF Conference on Computer Vision and Pattern Recognition*, pages 14933–14943.
- Aaron van den Oord, Yazhe Li, and Oriol Vinyals. 2018. Representation learning with contrastive predictive coding. *arXiv preprint arXiv:1807.03748*.
- Danfeng Qin, Stephan Gammeter, Lukas Bossard, Till Quack, and Luc Van Gool. 2011. Hello neighbor: Accurate object retrieval with k-reciprocal nearest neighbors. In *CVPR 2011*, pages 777–784. IEEE.
- Walter J Scheirer, Lalit P Jain, and Terrance E Boulton. 2014. Probability models for open set recognition. *IEEE transactions on pattern analysis and machine intelligence*, 36(11):2317–2324.
- Varsha Suresh and Desmond C Ong. 2021. Not all negatives are equal: Label-aware contrastive loss for fine-grained text classification. *arXiv preprint arXiv:2109.05427*.
- Roopal Vaid, Kartikey Pant, and Manish Shrivastava. 2022. Towards fine-grained classification of climate change related social media text. In *Proceedings of the 60th Annual Meeting of the Association for Computational Linguistics: Student Research Workshop*, pages 434–443.
- Sagar Vaze, Kai Han, Andrea Vedaldi, and Andrew Zisserman. 2022. Generalized category discovery. In *Proceedings of the IEEE/CVF Conference on Computer Vision and Pattern Recognition*, pages 7492–7501.
- Tongzhou Wang and Phillip Isola. 2020. Understanding contrastive representation learning through alignment and uniformity on the hypersphere. In *International Conference on Machine Learning*, pages 9929–9939. PMLR.
- Xiu-Shen Wei, Yi-Zhe Song, Oisín Mac Aodha, Jianxin Wu, Yuxin Peng, Jinhui Tang, Jian Yang, and Serge Belongie. 2021. Fine-grained image analysis with deep learning: A survey. *IEEE transactions on pattern analysis and machine intelligence*, 44(12):8927–8948.
- Zhuofeng Wu, Sinong Wang, Jiatao Gu, Madihan Khabsa, Fei Sun, and Hao Ma. 2020. Clear: Contrastive learning for sentence representation. *arXiv preprint arXiv:2012.15466*.
- Qing Yu, Daiki Ikami, Go Irie, and Kiyoharu Aizawa. 2022. Self-labeling framework for novel category discovery over domains. In *Proceedings of the AAAI Conference on Artificial Intelligence*.
- Hanlei Zhang, Hua Xu, Ting-En Lin, and Rui Lyu. 2021a. Discovering new intents with deep aligned clustering. In *Proceedings of the AAAI Conference on Artificial Intelligence*.
- Hanlei Zhang, Hua Xu, Ting-En Lin, and Rui Lyu. 2021b. Discovering new intents with deep aligned clustering. In *Proceedings of the AAAI Conference on Artificial Intelligence*.
- Yuwei Zhang, Haode Zhang, Li-Ming Zhan, Xiao-Ming Wu, and Albert Lam. 2022a. New intent discovery with pre-training and contrastive learning. *arXiv preprint arXiv:2205.12914*.
- Yuwei Zhang, Haode Zhang, Li-Ming Zhan, Xiao-Ming Wu, and Albert Lam. 2022b. New intent discovery with pre-training and contrastive learning. *arXiv preprint arXiv:2205.12914*.
- Zhun Zhong, Enrico Fini, Subhankar Roy, Zhiming Luo, Elisa Ricci, and Nicu Sebe. 2021. Neighborhood contrastive learning for novel class discovery. In *Proceedings of the IEEE/CVF Conference on Computer Vision and Pattern Recognition*, pages 10867–10875.