

Socially Acceptable Bipedal Navigation: A Signal-Temporal-Logic-Driven Approach for Safe Locomotion

Abdulaziz Shamsah and Ye Zhao

Abstract—Social navigation for bipedal robots remains relatively unexplored due to the highly complex, nonlinear dynamics of bipedal locomotion. This study presents a preliminary exploration of social navigation for bipedal robots in a human crowded environment. We propose a social path planner that ensures the locomotion safety of the bipedal robot while navigating under a social norm. The proposed planner leverages a conditional variational autoencoder architecture and learns from human crowd datasets to produce a socially acceptable path plan. Robot-specific locomotion safety is formally enforced by incorporating signal temporal logic specifications during the learning process. We demonstrate the integration of the social path planner with a model predictive controller and a low-level passivity controller to enable comprehensive full-body joint control of Digit in a dynamic simulation.

I. INTRODUCTION

Bipedal navigation in complex environments has garnered substantial attention within the robotics community [1]–[7]. Very recently, there has been an increasing focus on social navigation for mobile robots in human-life environments [8]–[13]. Nonetheless, the exploration of social navigation in the context of bipedal robots remains largely underexplored. This can be significantly attributed to the nonlinear dynamics challenge associated with bipedal locomotion. In this preliminary study, our objective is to develop a social planner capable of generating robot paths that ensure the safety of the bipedal system Digit [14] by integrating locomotion safety into the social planner.

To construct a social path planner, we seek inspiration from the human trajectory prediction community [15]–[19]. The work in [20] proposes an obstacle avoidance learning method that uses Conditional Variational Autoencoder (CVAE) framework to learn a temporary target distribution to avoid pedestrians actively. However, during the learning phase, the temporary targets are selected heuristically. In contrast, we aim to learn such temporary waypoints from human crowd datasets. In [16], the authors introduce both VAE and CVAE architectures to produce accurate pedestrian trajectory prediction, where their learned model is not only conditioned on the past trajectory of the pedestrian but also

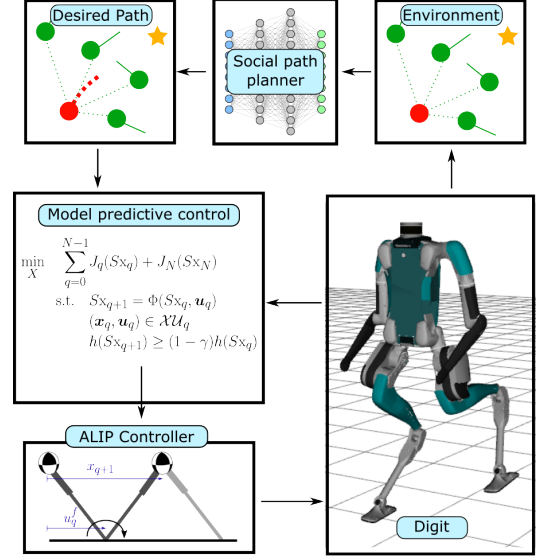


Fig. 1: Block diagram of the proposed framework for socially acceptable navigation for the bipedal robot Digit. The social path planner takes the surrounding pedestrians’ positions and goal location as input from the environment and then generates a path that gets sent to the Model Predictive Controller (MPC). The MPC solves for desired velocity and heading change commands to the Angular-momentum-based Linear Inverted Pendulum (ALIP) controller to generate foot placements for Digit.

the intermediate endpoint of the trajectory, representing the pedestrians’ intent.

In contrast to existing pedestrian trajectory prediction models [15]–[17] that focus on predicting trajectories of human crowds, our objective is to develop a high-level social path planner specifically designed for bipedal robots. Our learning algorithm is centered around leveraging the robot’s sensory data points and locomotion capabilities to enhance its path-planning capabilities. Drawing inspiration from PECNet [16], our devised framework adopts a similar CVAE structure but is distinct by taking into account robot-specific locomotion safety and incorporating the ego-agent final destination as the input. As a result, our planner will generate path plans not only imitating how a human would react in a social setting but also providing safety guarantees designed for robotic systems.

The main contributions of this study are as follows:

- High-level social navigation planner for socially acceptable path design utilizing a CVAE architecture.
- Formally encoding locomotion safety into the high-level learning module.
- Showcasing the viability of hierarchically integrating

This work was partially funded by the NSF grants # IIS-1924978, # CMMI-2144309, ONR grant # N00014-23-1-2223, and Georgia Tech Institute for Robotics and Intelligent Machines (IRIM) Seed Grant.

The authors are with the Laboratory for Intelligent Decision and Autonomous Robots, Woodruff School of Mechanical Engineering, Georgia Institute of Technology, Atlanta, GA 30313, USA {ashamsah3, yezhao}@gatech.edu

Abdulaziz Shamsah is also affiliated with the Mechanical Engineering Department, College of Engineering and Petroleum, Kuwait University, PO Box 5969, Safat, 13060, Kuwait

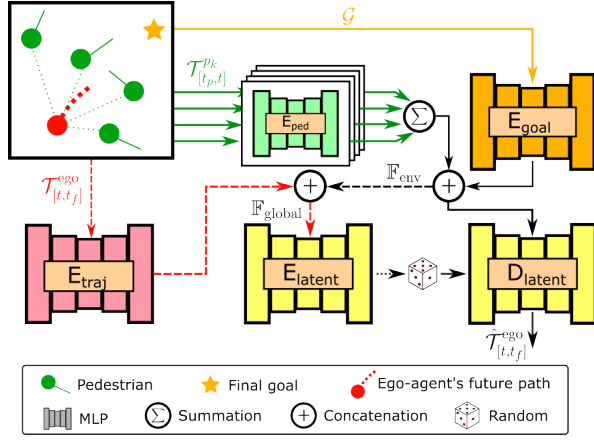


Fig. 2: Social path planning module architecture for learning ego agent's trajectory generation conditioned on the relative position of neighboring pedestrians and goal position. Dashed connections are utilized only during training.

the social path planner with a discrete Model Predictive Controller (MPC) and a low-level passivity controller for full-body joint control of Digit.

II. HIGH-LEVEL SOCIAL PATH PLANNER

A. Preliminaries

In this work, we hypothesize that in a social setting, the information accessible by the ego-agent that forms its own future path $(x_{[t,t_f]}^{\text{ego}}, y_{[t,t_f]}^{\text{ego}}) = \mathcal{T}_{[t,t_f]}^{\text{ego}}$ are three folds, first its final destination $(x^{\text{dest}}, y^{\text{dest}}) = \mathcal{G}$ (intent), the surrounding pedestrians' past trajectory $(x_{[t_p,t]}^{p_k}, y_{[t_p,t]}^{p_k}) = \mathcal{T}_{[t_p,t]}^{p_k}$ for the k^{th} pedestrian, and the ego-agent's social experience, i.e., its own assumptions on how to navigate the environment in a socially-acceptable manner. We treat the social experience as latent information that is not readily available in human crowd datasets. Therefore we make the following assumption.

Assumption II.1. *Learning the future trajectory of an ego-agent $\mathcal{T}_{[t,t_f]}^{\text{ego}}$ based on its final goal \mathcal{G} and surrounding pedestrians' past trajectories $\mathcal{T}_{[t_p,t]}^{p_k}$, will learn the ego-agent's social experience that encompasses implicitly the ego-agent's own prediction of other pedestrians' future trajectories.*

With the intention of implementing the social path planner on our bipedal walking robot Digit [14], $\mathcal{T}_{[t,t_f]}^{\text{ego}}$, $\mathcal{T}_{[t_p,t]}^{p_k}$ and \mathcal{G} are all expressed relative to Digit's current position $\mathcal{T}_t^{\text{ego}}$. Given Digit's limited sensing capability of the surrounding environment, we only consider the pedestrians that are within a radius r at a specific time t and assume that their past trajectories were observable over a specified time interval from t_p to t .

B. Learning Architecture

Similar to PECNet [16], we set up a CVAE architecture to learn the ego-agent's future trajectory conditioned on the final destination goal¹ and surrounding pedestrians. The

¹unlike PECNet, we are not seeking to learn the endpoint, as the final destination goal for the robot is known in the navigation task.

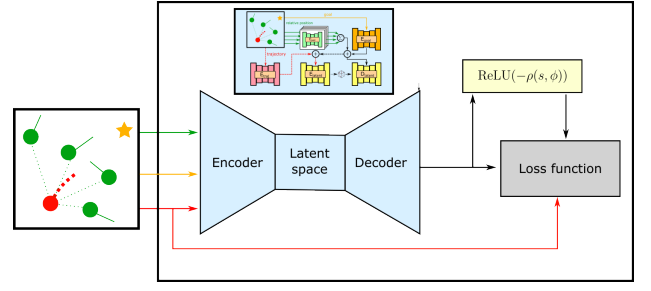


Fig. 3: Loss function setup for the neural network with added STL loss

proposed architecture incorporates Multi-Layer Perceptrons (MLP) with ReLU non-linearity for all the sub-networks.

The learning phase pipeline is shown Fig. 2 and elaborated as follows. The surrounding pedestrians' past trajectories $\mathcal{T}_{[t_p,t]}^{p_k}$ are encoded in E_{ped} individually and the latent features $E_{\text{ped}}(\mathcal{T}_{[t_p,t]}^{p_k})$ are then aggregated through summation to take into account the collective effect of the surrounding pedestrian while keeping a fixed architecture² [17], [21], [22] as seen by the green arrows in Fig. 2. The goal location for the ego-agent is encoded in E_{goal} as seen by the orange arrow in Fig. 2. The resultant latent features $\sum_{k=1}^n E_{\text{ped}}(\mathcal{T}_{[t_p,t]}^{p_k})$ and $E_{\text{goal}}(\mathcal{G})$ are then concatenated as environment features \mathbb{F}_{env} . The ground truth of the ego-agent future trajectory $\mathcal{T}_{[t,t_f]}^{\text{ego}}$ is encoded in E_{traj} as shown by the red arrows in Fig. 2. The resultant latent features $E_{\text{traj}}(\mathcal{T}_{[t,t_f]}^{\text{ego}})$ are then concatenated with \mathbb{F}_{env} as global features $\mathbb{F}_{\text{global}}$ and encoded in the latent encoder E_{latent} .

We sample potential future trajectories from the latent distribution $\mathcal{N}(\mu, \sigma)$ generated by the E_{latent} module, and concatenate them with \mathbb{F}_{env} . This concatenated information is then passed into the latent decoder D_{latent} , resulting in our prediction of the ego-agent's future trajectory $\hat{\mathcal{T}}_{[t,t_f]}^{\text{ego}}$.

C. Formally Incorporating Robot Safety Specifications

To deploy the learning-based social path planner on the Digit robot, it is essential to integrate certain desired behaviors. These behaviors are crucial for ensuring robot locomotion safety, but they are not explicitly present in human crowd datasets.

Signal Temporal Logic (STL) is a well-established temporal logic language to formally encode natural language into mathematical representation for control synthesis [23]. More importantly, the quantitative semantics of STL offer a measure of the robustness of an STL specification $\rho(s_t, \phi)$, i.e., quantify the satisfaction or violation of the specification ϕ given a specific signal s_t . Positive robustness values indicate satisfaction, while negative robustness values indicate a violation. The authors in [24] present STLCOG, a tool that transforms STL formulas into computational graphs to be used in gradient-based problems such as neural network learning. To this end, we utilize STLCOG to formally incorporate desired safety behaviors into our learning framework

²Other human trajectory learning modules include a social module to take into account the surrounding pedestrians effect such as social non-local pooling mask [16], max-pooling [18], and sorting [19].

by encoding STL specifications as additional loss functions that penalize STL formula violation [24], [25].

The locomotion safety specifications are derived based on our previously introduced Reduced-Order Model (ROM) safety theorems [26] and our empirical knowledge about the locomotion safety of Digit [14] during our experiments. In these specifications, we regulate $\hat{\mathcal{T}}_{[t,t_f]}^{\text{ego}}$ to limit the sagittal and lateral Center of mass (CoM) velocities as well as the heading change between consecutive walking steps.

1) *Locomotion velocity specification* ϕ_{vel} : Let $s_{[t+1,t_f]}^{v_{\text{sag}}}$ and $s_{[t+1,t_f]}^{v_{\text{lat}}}$ be a signal equal to the velocity of $\hat{\mathcal{T}}_{[t,t_f]}^{\text{ego}}$ in the sagittal and lateral directions, respectively. The locomotion velocity specification has:

$$\begin{aligned}\phi_{\text{sag}} &= \square_{[t+1,t_f]}(s_{[t+1,t_f]}^{v_{\text{sag}}} \leq v_{\text{max}} \wedge s_{[t+1,t_f]}^{v_{\text{sag}}} \geq v_{\text{min}}) \\ \phi_{\text{lat}} &= \square_{[t+1,t_f]}(s_{[t+1,t_f]}^{v_{\text{lat}}} \leq v_{\text{lat}} \wedge s_{[t+1,t_f]}^{v_{\text{lat}}} \geq -v_{\text{lat}}) \\ \phi_{\text{vel}} &= \phi_{\text{sag}} \wedge \phi_{\text{lat}}\end{aligned}$$

Accordingly, the loss of the locomotion velocity specification is defined as:

$$\mathcal{L}_{\phi_{\text{vel}}} = \underbrace{\text{ReLU}(-\rho((s_{[t+1,t_f]}^{v_{\text{sag}}}, s_{[t+1,t_f]}^{v_{\text{lat}}}), \phi_{\text{vel}}))}_{\text{velocity violation}} \quad (1)$$

2) *Heading change specification* $\phi_{\Delta\theta}$: Let $s_{[t+1,t_f]}^{\Delta\theta}$ be a signal equal to the heading change between $\hat{\mathcal{T}}_t^{\text{ego}}$ and $\hat{\mathcal{T}}_{t+1}^{\text{ego}}$, heading change specification is:

$$\phi_{\Delta\theta} = \square_{[t+1,t_f]}(s_{[t+1,t_f]}^{\Delta\theta} < \Delta\theta_{\text{max}} \wedge s_{[t+1,t_f]}^{\Delta\theta} > -\Delta\theta_{\text{max}})$$

Therefore, the loss of the heading change specification is:

$$\mathcal{L}_{\phi_{\Delta\theta}} = \underbrace{\text{ReLU}(-\rho(s_{[t+1,t_f]}^{\Delta\theta}, \phi_{\Delta\theta}))}_{\text{heading change violation}} \quad (2)$$

D. Training

The network is trained end to end using the following loss function: $\mathcal{L} = \mathcal{L}_0 + \mathcal{L}_{\text{STL}}$, where \mathcal{L}_0 includes a KL divergence term, endpoint loss, and average trajectory loss, akin to the loss function utilized in [16]. \mathcal{L}_{STL} is the sum of STL specification losses $\mathcal{L}_{\text{STL}} = \alpha_1 \mathcal{L}_{\phi_{\Delta\theta}} + \alpha_2 \mathcal{L}_{\phi_{\text{vel}}}$, where α_1 and α_2 are constant weights.

III. BIPEDAL MOTION PLANNING

A. Reduced-order MPC

At the middle level of our navigation framework in Fig. 1, we employ a ROM-based MPC as a step planner for the bipedal system [3]. The objective of this layer is to design a ROM motion plan that tracks the desired trajectory produced by the social path planner. The ROM utilized to design the motion of Digit is the Linear Inverted Pendulum (LIP) model.

1) *Model Dynamics*: For the LIP model we assume that each step has a fixed duration T^3 , the discrete sagittal dynamics⁴ of the q^{th} walking step of the LIP model are:

$$\mathbf{x}_{q+1} = \begin{bmatrix} x_{q+1} \\ \dot{x}_{q+1} \end{bmatrix} = \begin{bmatrix} \sinh(\omega T)/\omega \\ \cosh(\omega T) \end{bmatrix} \dot{x}_q + \begin{bmatrix} 1 - \cosh(\omega T) \\ -\omega \sinh(\omega T) \end{bmatrix} u_q^f \quad (3)$$

³set to be equal to the timestep between frames in the dataset (0.4 s)

⁴the lateral dynamics are only considered at the low level since it is periodic with a constant desired foot placement.

where u_q^f is the sagittal foot position relative to the CoM, x_{q+1} is incremental change in CoM between walking steps (see the ALIP model in Figure. 1), and $\omega = \sqrt{g/H}$, where g is the gravitational constant and H is the CoM height. To plan motions for the LIP model in a global coordinate, we set the heading change to be $\theta_{q+1} = \theta_q + u_q^{\Delta\theta}$ and the global CoM positions to be:

$$\mathbf{x}_{q+1}^g = \begin{bmatrix} x_{q+1}^g \\ y_{q+1}^g \end{bmatrix} = \begin{bmatrix} x_q^g \\ y_q^g \end{bmatrix} + \begin{bmatrix} \cos \theta_q \\ \sin \theta_q \end{bmatrix} x_{q+1} \quad (4)$$

2) *Constraints*: To prevent the LIP dynamics from taking a step that is infeasible by the Digit robot the following constraint is implemented

$$\mathcal{XU}_q = \{(\mathbf{x}_q, \mathbf{u}_q) \mid \mathbf{x}^{\text{lb}} \leq \mathbf{x}_q \leq \mathbf{x}^{\text{ub}} \text{ and } \mathbf{u}^{\text{lb}} \leq \mathbf{u}_q \leq \mathbf{u}^{\text{ub}}\} \quad (5)$$

where $\mathbf{u}_q = [u_q^f \quad u_q^{\Delta\theta}]$, \mathbf{x}^{lb} and \mathbf{x}^{ub} are the lower and upper bound of \mathbf{x}_q respectively, and \mathbf{u}^{lb} and \mathbf{u}^{ub} are the bounds for \mathbf{u}_q .

To enforce navigational safety at the middle level, a control barrier function constraint [3], [27] is implemented to avoid the collision with the closest pedestrian (x^{pc}, y^{pc}) as such:

$$h(\mathbf{x}^g) = \left(\left(\frac{x^g - x^{pc}}{0.2} \right)^2 + \left(\frac{y^g - y^{pc}}{0.2} \right)^2 \right)^{\frac{1}{2}} - 1$$

where $h(\mathbf{x}_0^g) \geq 0$.

3) *Cost*: Let $S\mathbf{x}_q = [x_q^g \quad y_q^g \quad \theta_q \quad \dot{x}_q]$, the running cost is defined as:

$$J_q(S\mathbf{x}_q) = \|S\mathbf{x}_q - \mathbf{x}_{\hat{\mathcal{T}}_q^{\text{ego}}}\|_{W_1}^2 \quad (6)$$

where $\mathbf{x}_{\hat{\mathcal{T}}_q^{\text{ego}}} = [\hat{\mathcal{T}}_q^{\text{ego}} \quad s_q^{\Delta\theta} \quad s_q^{v_{\text{sag}}}]$ and W_1 is diagonal weighting matrix. The terminal cost of the MPC is defined as:

$$J_N(S\mathbf{x}_N) = \|S\mathbf{x}_N - \mathbf{x}_g\|_{W_2}^2 \quad (7)$$

where N is the number of walking steps within the MPC horizon, $\mathbf{x}_g = [G \quad \theta_{\text{terminal}} \quad \dot{x}_{\text{terminal}}]$, and W_2 is diagonal weighting matrix.

Let $S\mathbf{x}_{q+1} = \Phi(S\mathbf{x}_q, \mathbf{u}_q)$ be the dynamics describing the evolution of $S\mathbf{x}$. Similar to [3], the step planner can be solved by:

$$\begin{aligned} \min_{\mathbf{x}} \quad & \sum_{q=0}^{N-1} J_q(S\mathbf{x}_q) + J_N(S\mathbf{x}_N) \\ \text{s.t.} \quad & S\mathbf{x}_{q+1} = \Phi(S\mathbf{x}_q, \mathbf{u}_q) \\ & (\mathbf{x}_q, \mathbf{u}_q) \in \mathcal{XU}_q \\ & h(S\mathbf{x}_{q+1}) \geq (1 - \gamma)h(S\mathbf{x}_q) \end{aligned} \quad (8)$$

B. Low-level Full-Body Control

At the low level we utilize the Angular momentum LIP planner introduced in [28], and Digit's passivity controller with ankle actuation introduced in our previous work [26]. Here we set the walking step time and lateral step width to be fixed at 0.4 s and 0.4 m, respectively.

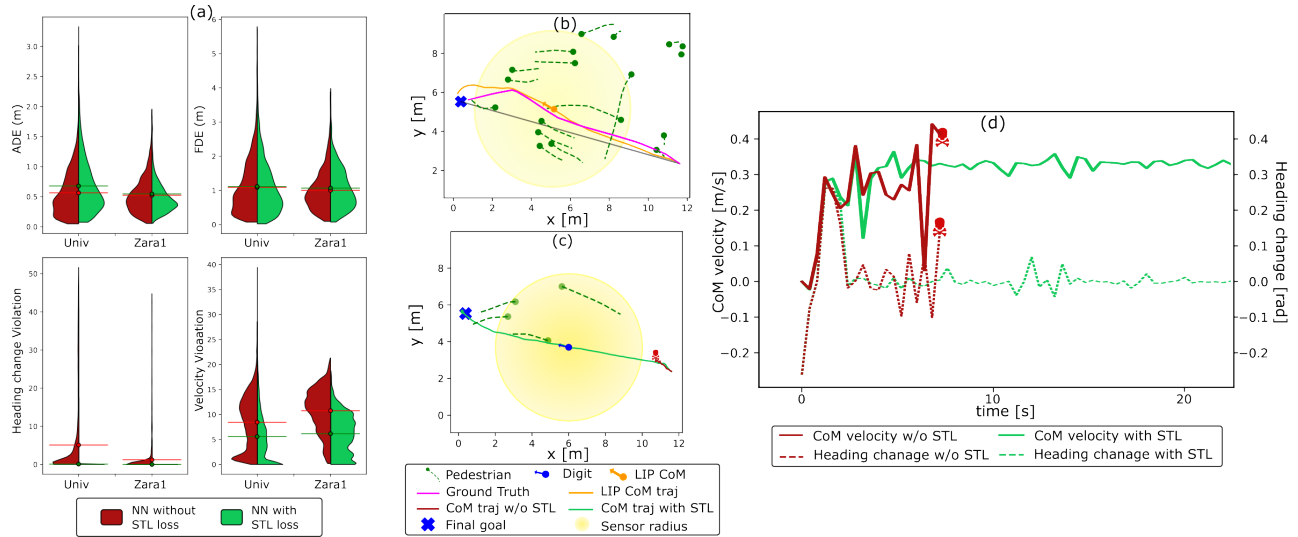


Fig. 4: Results of testing two neural networks with and without STL locomotion losses are shown in green and red, respectively. (a) shows violin plots of ADE, FDE, heading change violation, and velocity violation for two different sets of data UNIV and ZARA1. (b) shows the LIP CoM trajectory along with the ground truth trajectory from the crowd dataset. (c) Shows Digit's CoM trajectory, and (d) shows commanded CoM velocity and heading change.

IV. RESULTS AND IMPLEMENTATION

A. Implementation

The social path planner module introduced in Sec. II was trained on the UCY [29] and ETH [30] crowd datasets with the common leave-one-out approach, reminiscent of prior studies [16]–[18], [31]. To evaluate the performance of adding robot locomotion specifications into the training, we trained two neural network models with and without the added robot-specific losses introduced in Sec. II-C. These models were trained on two distinct sets of datasets, with one set excluding UNIV from the training examples, and the other set excluding ZARA1. We employ a historical trajectory observation $\mathcal{T}_{[t_p, t]}^{p_k}$ and a prediction horizon $\hat{\mathcal{T}}_{[t, t_f]}^{\text{ego}}$, each spanning a duration of 8 timesteps (3.2 s) and only consider neighboring pedestrians that are within a radius of 4 m.

B. Evaluating Social Prediction Accuracy with Bipedal Locomotion Safety Specifications

In Figure. 4, We show that the standard prediction accuracy metrics (ADE and FDE) are minimally affected by the addition of the locomotion-specific losses⁵ as seen in Figure. 4(a), while the heading change violation and velocity violation are significantly reduced in the social planner model that includes the locomotion safety specification losses.

As our objective is to employ the prediction module as a robot path planner, the focus remains on consistently identifying viable walking paths. Our intention does not encompass predicting the ego-agent's trajectory during stationary periods or when the ground truth trajectory deviates towards an interim route apart from the ultimate destination \mathcal{G} . In such scenarios, elevated ADE and FDE values emerge.

⁵Anticipated accuracy deviations may arise from variances in human locomotion, including abrupt halts, turns, and differing walking speeds that may not align with Digit's safe operational parameters.

C. Digit Social Navigation Task

First, we evaluate our framework by substituting one pedestrian with the LIP model and generating motion plans at the middle level. Figure. 4(b) shows the LIP CoM trajectory (orange) compared to the substituted pedestrian ground truth trajectory (magenta).

Second, we evaluate the locomotion safety by employing identical parameters and initial conditions for both the MPC and the low-level controller, we empirically demonstrate that Digit consistently falls when using the social path planner without the STL-based locomotion safety losses as seen in Figure. 4(c). Figure. 4(d) shows the CoM velocity and the heading change produced by the social path planner corresponding to the trajectories illustrated in Figure. 4(c). The CoM velocity and the heightened rate of heading change produced by the social path planner without the STL-based locomotion safety losses result in failure.

Remark 1. Certainly, while using overly conservative constraints in MPC (Eq.(5)) can ensure safe locomotion, employing the social path planner with STL-based safety permits less conservative constraints without compromising safety.

V. CONCLUSION

We presented a hierarchical planning framework designed for socially acceptable navigation of bipedal robots. Our framework generates a socially acceptable path while maintaining the locomotion safety of the bipedal system. Future work will include; (i) enhancing STL specification design to encompass a wide range of safety parameters in robot navigation; (ii) a middle-level locomotion planner that factors in the anticipated trajectories of surrounding pedestrians; (iii) in-depth comparisons with other human trajectory prediction modules; and (iv) comparing the success rates of the proposed framework with and without the incorporated locomotion safety losses.

REFERENCES

- [1] Z. Li, J. Zeng, S. Chen, and K. Sreenath, "Autonomous navigation of underactuated bipedal robots in height-constrained environments," *The International Journal of Robotics Research*, p. 02783649231187670, 2023.
- [2] J.-K. Huang and J. W. Grizzle, "Efficient anytime clf reactive planning system for a bipedal robot on undulating terrain," *IEEE Transactions on Robotics*, 2023.
- [3] K. S. Narkhede, A. M. Kulkarni, D. A. Thanki, and I. Poulakakis, "A sequential mpc approach to reactive planning for bipedal robots using safe corridors in highly cluttered environments," *IEEE Robotics and Automation Letters*, vol. 7, no. 4, pp. 11 831–11 838, 2022.
- [4] Y. Zhao, Y. Li, L. Sentis, U. Topcu, and J. Liu, "Reactive task and motion planning for robust whole-body dynamic locomotion in constrained environments," *Int. J. Rob. Res.*, vol. 41, no. 8, pp. 812–847, 2022.
- [5] S. Kulgod, W. Chen, J. Huang, Y. Zhao, and N. Atanasov, "Temporal logic guided locomotion planning and control in cluttered environments," in *American Control Conference*. IEEE, 2020.
- [6] J. Warnke, A. Shamsah, Y. Li, and Y. Zhao, "Towards safe locomotion navigation in partially observable environments with uneven terrain," in *IEEE Conference on Decision and Control*, 2020, pp. 958–965.
- [7] Y. Zhao, B. R. Fernandez, and L. Sentis, "Robust optimal planning and control of non-periodic bipedal locomotion with a centroidal momentum model," *The International Journal of Robotics Research*, vol. 36, no. 11, pp. 1211–1242, 2017.
- [8] Y. Che, A. M. Okamura, and D. Sadigh, "Efficient and trustworthy social navigation via explicit and implicit robot-human communication," *IEEE Transactions on Robotics*, vol. 36, no. 3, pp. 692–707, 2020.
- [9] A. Bera, T. Randhavane, and D. Manocha, "The emotionally intelligent robot: Improving socially-aware human prediction in crowded environments," in *Proceedings of the IEEE/CVF Conference on Computer Vision and Pattern Recognition Workshops*, 2019, pp. 0–0.
- [10] D. Paez-Granados, V. Gupta, and A. Billard, "Unfreezing social navigation: Dynamical systems based compliance for contact control in robot navigation," in *2022 International Conference on Robotics and Automation (ICRA)*. IEEE, 2022, pp. 8368–8374.
- [11] H. Nishimura, B. Ivanovic, A. Gaidon, M. Pavone, and M. Schwager, "Risk-sensitive sequential action control with multi-modal human trajectory forecasting for safe crowd-robot interaction," in *IEEE/RSJ International Conference on Intelligent Robots and Systems*. IEEE, 2020, pp. 11 205–11 212.
- [12] S. Schaefer, K. Leung, B. Ivanovic, and M. Pavone, "Leveraging neural network gradients within trajectory optimization for proactive human-robot interactions," in *IEEE International Conference on Robotics and Automation*. IEEE, 2021, pp. 9673–9679.
- [13] K. Majd, S. Yaghoubi, T. Yamaguchi, B. Hoxha, D. Prokhorov, and G. Fainekos, "Safe navigation in human occupied environments using sampling and control barrier functions," in *IEEE/RSJ International Conference on Intelligent Robots and Systems*. IEEE, 2021, pp. 5794–5800.
- [14] A. Robotics, "Digit robot." [Online]. Available: <https://agilityrobotics.com/robots>
- [15] K. Mangalam, Y. An, H. Girase, and J. Malik, "From goals, waypoints & paths to long term human trajectory forecasting," in *Proceedings of the IEEE/CVF International Conference on Computer Vision*, 2021, pp. 15 233–15 242.
- [16] K. Mangalam, H. Girase, S. Agarwal, K.-H. Lee, E. Adeli, J. Malik, and A. Gaidon, "It is not the journey but the destination: Endpoint conditioned trajectory prediction," in *Computer Vision—ECCV 2020: 16th European Conference, Glasgow, UK, August 23–28, 2020, Proceedings, Part II* 16. Springer, 2020, pp. 759–776.
- [17] T. Salzmann, B. Ivanovic, P. Chakravarty, and M. Pavone, "Trajectron++: Dynamically-feasible trajectory forecasting with heterogeneous data," in *Computer Vision—ECCV 2020: 16th European Conference, Glasgow, UK, August 23–28, 2020, Proceedings, Part XVIII* 16. Springer, 2020, pp. 683–700.
- [18] A. Gupta, J. Johnson, L. Fei-Fei, S. Savarese, and A. Alahi, "Social gan: Socially acceptable trajectories with generative adversarial networks," in *Proceedings of the IEEE conference on computer vision and pattern recognition*, 2018, pp. 2255–2264.
- [19] A. Sadeghian, V. Kosaraju, A. Sadeghian, N. Hirose, H. Rezatofighi, and S. Savarese, "Sophie: An attentive gan for predicting paths compliant to social and physical constraints," in *Proceedings of the IEEE/CVF conference on computer vision and pattern recognition*, 2019, pp. 1349–1358.
- [20] Y. Hong, Z. Ding, Y. Yuan, W. Chi, and L. Sun, "Obstacle avoidance learning for robot motion planning in human-robot integration environments," *IEEE Transactions on Cognitive and Developmental Systems*, 2023.
- [21] B. Ivanovic, E. Schmerling, K. Leung, and M. Pavone, "Generative modeling of multimodal multi-human behavior," in *2018 IEEE/RSJ International Conference on Intelligent Robots and Systems (IROS)*. IEEE, 2018, pp. 3088–3095.
- [22] A. Jain, A. R. Zamir, S. Savarese, and A. Saxena, "Structural-rnn: Deep learning on spatio-temporal graphs," in *Proceedings of the IEEE conference on computer vision and pattern recognition*, 2016, pp. 5308–5317.
- [23] O. Maler and D. Nickovic, "Monitoring temporal properties of continuous signals," in *International Symposium on Formal Techniques in Real-Time and Fault-Tolerant Systems*. Springer, 2004, pp. 152–166.
- [24] K. Leung, N. Aréchiga, and M. Pavone, "Back-propagation through signal temporal logic specifications: Infusing logical structure into gradient-based methods," in *Algorithmic Foundations of Robotics XIV: Proceedings of the Fourteenth Workshop on the Algorithmic Foundations of Robotics 14*. Springer, 2021, pp. 432–449.
- [25] X. Li, G. Rosman, I. Gilitschenski, C.-I. Vasile, J. A. DeCastro, S. Karaman, and D. Rus, "Vehicle trajectory prediction using generative adversarial network with temporal logic syntax tree features," *IEEE Robotics and Automation Letters*, vol. 6, no. 2, pp. 3459–3466, 2021.
- [26] A. Shamsah, Z. Gu, J. Warnke, S. Hutchinson, and Y. Zhao, "Integrated task and motion planning for safe legged navigation in partially observable environments," *IEEE Transactions on Robotics*, pp. 1–22, 2023.
- [27] S. Teng, Y. Gong, J. W. Grizzle, and M. Ghaffari, "Toward safety-aware informative motion planning for legged robots," *arXiv preprint arXiv:2103.14252*, 2021.
- [28] Y. Gong and J. W. Grizzle, "Zero Dynamics, Pendulum Models, and Angular Momentum in Feedback Control of Bipedal Locomotion," *Journal of Dynamic Systems, Measurement, and Control*, vol. 144, no. 12, 10 2022, 121006.
- [29] A. Lerner, Y. Chrysanthou, and D. Lischinski, "Crowds by example," in *Computer graphics forum*, vol. 26, no. 3. Wiley Online Library, 2007, pp. 655–664.
- [30] S. Pellegrini, A. Ess, K. Schindler, and L. van Gool, "You'll never walk alone: Modeling social behavior for multi-target tracking," in *2009 IEEE 12th International Conference on Computer Vision*, 2009, pp. 261–268.
- [31] J. Li, H. Ma, and M. Tomizuka, "Conditional generative neural system for probabilistic trajectory prediction," in *2019 IEEE/RSJ International Conference on Intelligent Robots and Systems (IROS)*. IEEE, 2019, pp. 6150–6156.