

# Mathematical Analysis of the role of Information on the Dynamics of Typhoid Fever.

Nyanga M. Honda<sup>1</sup> and Rigobert C. Ngeleja<sup>2</sup>

<sup>1</sup> General Studies Department, Dar Es Salaam Institute of Technology.

<sup>2</sup> Commission for Science and Technology (COSTECH).

<sup>1</sup> P.O. Box 2958, Dar Es Salaam -Tanzania

<sup>2</sup> P.O. Box 4302, Dar Es Salaam -Tanzania

E-mail: hondanyanga@gmail.com<sup>1</sup> and rngeleja@yahoo.com<sup>2</sup>.

## Abstract

We consider a deterministic mathematical model to study the role of Information on the dynamics of Typhoid Fever. We analyse the model to study its boundedness and compute the threshold value known as basic reproduction number for determination of number of secondary cases and establishment of the the condition for local and global asymptotic stability of th stationary points. The numerical simulation is used to depict dynamical behaviour of Typhoid Fever in the considered population. The results indicate a clear role of information in influencing a behaviour change that may in a way lead to an increase in the transmission typhoid fever. The result further show that the increase of the number of individuals with Typhoid fever is greatly influenced by failure of the people to follow health precaution that reduce the spread of the disease. The result necessitate the importance of the government to continue educating and/or giving information to her people on the behaviour that in one way or another may lead to the increase of the transmission of typhoid fever which should also be an importance topic to be discussed when planning for any control strategies against the disease.

## 1 Introduction

Typhoid fever is an exclusively human enterically transmitted systemic disease caused by infection with the bacterium *Salmonella enterica* serovar Typhi. Although largely controlled in Europe and North America, typhoid remains endemic in many parts of the world, notably Africa, where it is an important cause of febrile illness in crowded, low-income settings (Shaikh and Nisar, 2019). The infection is often passed through contaminated food and drinking water, and it is more prevalent in the places where hand-washing is less frequent. Moreover, it can be transmitted to the susceptible human being through adequate contact with the infected person.

This infection produces bacteraemic illness, with prolonged high fever, headache and malaise being characteristic symptoms (Stanaway *et al.*, 2019). Other symptoms might include confusion, diarrhea and vomiting. Without effective treatment, typhoid fever can lead to the altered mental states and fatal at large (Mutua *et al.*, 2015; Stanaway *et al.*, 2019). The only treatment for typhoid is antibiotic (the commonly used are ciprofloxacin and ceftiaxone). In order to prevent its transmission the policies address that before traveling to the high risk areas, vaccination against typhoid fever is mandatory.

Typhoid is among the most endemic diseases, and thus of major public health concern in tropical developing countries like Tanzania (Mutua *et al.*, 2015). Therefore the **information** about its spread and transmission in a given area become stimulant of awareness and prevention among the people. The government and other authorities use social media and related means to circulate the information on eruption of Typhoid.

In this paper, therefore, we present the mathematical model which explain the effect of information on dynamics of Typhoid fever. Furthermore, we introduce essential parameters that can lead to the reduction of the spread of diseases based on the information received by susceptible people.

## 2 Model development

### 2.1 Model Description

This Typhoid Model is in two settings, the human beings and the transmitting bacteria in the environment that is referred to food and water denoted by  $B$ . We divide the Human population into three subgroups: first is a group of people who have not acquired the infection but may get it if they adequately get into contact with infectious human  $I$  or infectious media (environment)  $A$  to be known as susceptible and symbolized by  $S$ , second are the infectious human being who can transmit the disease symbolized by  $I$ , when individual from subgroup  $I$  get treated or through strong body immunity may recover and attain a temporary immunity known as recovered population symbolized by  $R$  otherwise they die naturally at a rate  $\pi_2$  or because of the disease at the rate  $\pi_3$ . The transmitting bacteria in the environment which includes objects, food or water contaminated with *Salmonella enterica serotype Typhi* bacteria also play as an agent of transmission of typhoid fever if they get into adequate contact with a susceptible human being.

## 2.2 Description of interaction

When the susceptible Human being come into contact with the infectious agent the dynamics begins. A human being may be infected through eating or drinking contaminated food or water that has pathogens at the rates  $\theta_1$  (fecal-oral transmission). Moreover human beings may be infected through adequate contact with other infectious human being at a rate  $\theta_2$ . Human beings are recruited at a constant rate  $\pi_1$  and removed by naturally death at the rate  $\pi_2$ . If not treated human being may die due to the disease at a rate  $\pi_3$ . The bacteria causing typhoid that are in the environment (food or water) are recruited constantly at a rate  $\eta_1$  and removed at a rate  $\lambda_3$ . Additionally, Salmonella enterica serotype Typhi bacteria may also be populated to the environment by the infected human beings ( $I$ ) at the rate  $\eta_2$ .

## 2.3 Variable and parameters and their description

**Table 1:** Parameters and their description for Typhoid fever.

Parameters	Description	Value	Source
$\lambda_2$	Immunity loss rate of $R$	0.1255	Estimated
$\pi_1$	Recruitment rate of human population	0.92	Estimated
$\theta_1$	Adequate contact rate: $S$ and $A$	0.95	(Peter <i>et al.</i> , 2018)
$\rho$	Information induced behaviour response of $S$	0.07	Estimated
$C$	Concentration of bacteria in the environment	000	(Butler, 2011)
$\gamma(B)$	Probability of a human being to catch Dysentery	0.0001	Estimated
$\pi_2$	Death rate of human beings	0.005	Estimated
$\lambda_1$	Recovery rate	0.048	Estimated
$\pi_3$	Disease induced death rate for human beings	0.015	(Musa <i>et al.</i> , 2021)
$\lambda_3$	Removal of rate of $A$	0.025k	Estimated
$\nu_b$	Rate information spread which depend on $I$	0.025k	Estimated
$\theta_2$	Adequate contact rate: $I$ and $S$	0.0021	(Edward <i>et al.</i> , 2017)
$\eta_1$	Recruitment of bacilli in $A$	0.95	Estimated
$\eta_2$	Shading rate of bacteria by	0.95	(Peter <i>et al.</i> , 2018)

where;

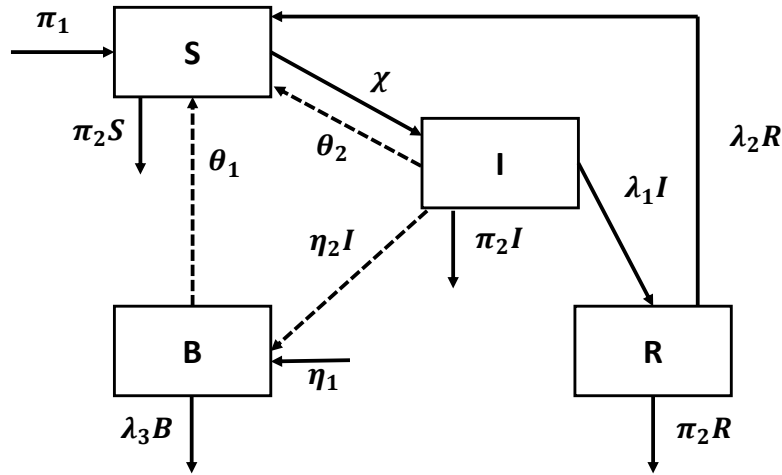
$$\gamma(B) = \frac{B}{B + C}$$

### 3 Model Assumption

The typhoid disease model is developed based on the assumption below:

- i Human population who are susceptible are recruited at a constant rate.
- ii The natural death rate of all human being in this model is the same;
- iii Human population mix homogeneously.
- iv Human being from all subgroups have equal chance of being infected by Typhoid fever.
- v All other media that can transfer the disease are included in one compartment called  $B$ .

Considering the dynamics illustrated in the model development and the stated model assumption we can summarize the dynamics of typhoid fever in a compartmental diagram in Figure 1. It captures the interaction between the human beings and Salmonella enterica serotype Typhi bacteria in the environment (food and water).



**Figure 1:** Compartmental model for Typhoid Fever

Where  $\chi = \theta_1(1 - \rho)\gamma(B)S(t) + \frac{\theta_2(1-\rho)I(t)S(t)}{1+\nu_b I}$

### 3.1 Model Equation

The dynamics of Typhoid fever is represented by system (1)

$$\frac{dS(t)}{dt} = \pi_1 + \lambda_2 R(t) - \theta_1(1 - \rho)\gamma(B)S(t) - \frac{\theta_2(1 - \rho)I(t)S(t)}{1 + \nu_b I} - \pi_2 S(t), \quad (1a)$$

$$\frac{dI(t)}{dt} = \theta_1(1 - \rho)\gamma(B)S(t) + \frac{\theta_2(1 - \rho)I(t)S(t)}{1 + \nu_b I} - (\lambda_1 + \pi_2 + \pi_3)I(t), \quad (1b)$$

$$\frac{dR}{dt} = \lambda_1 I(t) - (\pi_2 + \lambda_2)R(t), \quad (1c)$$

$$\frac{dB}{dt} = \eta_1 + \eta_2 \frac{I(t)}{N} - \lambda_3 B(t). \quad (1d)$$

$$N = S + I + R$$

## 4 Properties of the typhoid fever model

### 4.1 Model's invariant region

In the modelling process of Typhoid in human being we assume that the model's state variables and parameters are non-negative for  $\forall t \geq 0$ . The model system is then analyzed in a appropriate feasible region that satisfy this assumption. Using Theorem 4.1 stated below we can obtain the invariant region of the typhoid fever model as given below;

#### Theorem 4.1

All forward model solutions in  $R_+^4$  of the typhoid fever model system are feasible  $\forall t \geq 0$  if they go in the invariant region  $\Lambda$  for  $\Lambda = \omega_1 \times \omega_2$

given that;

$$\begin{aligned} \omega_1 &= (S, I, R) \in R_+^3 : S + I + R \leq N \\ \omega_2 &= B \in R_+^1 \end{aligned}$$

thus the positive invariant region of Typhoid fever system is symbolized as  $\Lambda$ .

#### *Proof.* For human population:

In here we need to show that the solutions of the typhoid fever model system (1) are feasible  $\forall t > 0$  as they enter region  $\omega_1$  for human population.

Let  $\omega_1 = (S, I, R) \in R_+^3$  be solution space of the typhoid fever model system with positive initial conditions.

We will then have,

$$\frac{dN}{dt} = \frac{dS}{dt} + \frac{dI}{dt} + \frac{dR}{dt} \quad (2)$$

Substituting the system equations into (2) yields,

$$\frac{dN}{dt} = \pi_1 + -\pi_2 N - \pi_3 I$$

It then gives

$$\frac{dN}{dt} \leq \pi_1 - \pi_2 N$$

Which then yields,

$$\frac{dN}{dt} + \pi_2 N \leq \pi_1$$

. Using the integrating factor method,

we use  $IF = e^{\pi_2 t}$  which when multiplied through out gives

$$e^{\pi_2 t} \frac{dN}{dt} + e^{\pi_2 t} N \pi_2 \leq \pi_1 e^{\pi_2 t}$$

which gives

$$\frac{d(Ne^{\pi_2 t})}{dt} \leq \pi_1 e^{\pi_2 t}$$

Integrating on both sides yields

$$Ne^{\pi_2 t} \leq \frac{\pi_1}{\pi_2} e^{\pi_2 t} + C$$

This then gives;

$$N \leq \frac{\pi_1}{\pi_2} + Ce^{-\pi_2 t}$$

We then plug in  $t = 0, N(t = 0) = N_0$  as the initial conditions which yields;

$$N_0 - \frac{\pi_1}{\pi_2} \leq C$$

. Then the substitution of the constant gives,

$$N \leq \frac{\pi_1}{\pi_2} + (N_0 - \frac{\pi_1}{\pi_2})e^{-\pi_2 t}$$

When  $N_0 > \frac{\pi_1}{\pi_2}$ , human population are asymptotically reduced to  $\frac{\pi_1}{\pi_2}$  and when  $N_0 < \frac{\pi_1}{\pi_2}$  the human population are asymptotically enlarged to  $\frac{\pi_1}{\pi_2}$ .

This then proves that all feasible solutions of the typhoid fever model system for human population go into the region

$$\omega_1 = \left\{ (S, I, R) : N \leq \text{Max} \left\{ N_0, \frac{\pi_1}{\pi_2} \right\} \right\}$$

### **For Bacteria in the media(environment)**

In this section we also need to show that the solutions of the typhoid fever system for the bacteria

in the media are feasible  $\forall t > 0$  whenever they go into invariant region  $\omega_2$ . With non-negative initial condition we now let the solution of the system to be  $\omega_2 = B \in R_+^1$

from the equation

$$\frac{dB}{dt} = \eta_1 + \eta_2 \frac{I(t)}{N} - \lambda_3 B(t). \quad (3)$$

But

$$I \leq N$$

Then this implies that

$$\frac{I}{N} \leq 1.$$

Substituting into equation (3) we obtain;

$$\frac{dB}{dt} \leq \eta_1 + \eta_2 - \lambda_3 B.$$

It then gives

$$\frac{dB}{dt} + \lambda_3 B \leq \eta_1 + \eta_2.$$

Using the integrating factor method we will have

$$IF = e^{\lambda_3 t}$$

Then

$$\begin{aligned} e^{\lambda_3 t} \frac{dB}{dt} + e^{\lambda_3 t} \lambda_3 B &\leq e^{\lambda_3 t} (\eta_1 + \eta_2). \\ \frac{d(Be^{\lambda_3 t})}{dt} &\leq (\eta_1 + \eta_2) e^{\lambda_3 t}. \\ Be^{\lambda_3 t} &\leq \frac{\eta_1 + \eta_2}{\lambda_3} e^{\lambda_3 t} + C, \\ B(t) &\leq \frac{\eta_1 + \eta_2}{\lambda_3} + Ce^{-\lambda_3 t}. \end{aligned}$$

We then use  $t = 0, B(t = 0) = B_0$  as the initial conditions which gives

$$\begin{aligned} B_0 - \frac{\eta_1 + \eta_2}{\lambda_3} &\leq C, \\ B(t) &\leq \frac{\eta_1 + \eta_2}{\lambda_3} + (B_0 - \frac{\eta_1 + \eta_2}{\lambda_3}) e^{-\lambda_3 t}. \end{aligned}$$

When  $B_0 > \frac{\eta_1 + \eta_2}{\lambda_3}$  the concentration of bacteria in the environment are asymptotically reduced to  $\frac{\eta_1 + \eta_2}{\lambda_3}$  and when  $B_0 < \frac{\eta_1 + \eta_2}{\lambda_3}$  the concentration of bacteria in the environment asymptotically enlarged to  $\frac{\eta_1 + \eta_2}{\lambda_3}$ .

This then proves that all feasible solutions of the typhoid fever model system for bacteria in the environment go into the region

$$\Omega_B = \left\{ B : B \leq \text{Max} \left\{ B_0, \frac{\eta_1 + \eta_2}{\lambda_3} \right\} \right\}$$

□

## 4.2 Positivity of the solution

In this section we are required to show that the variables and parameters used in the typhoid fever model are greater than or equal to zero  $\forall t \geq 0$ .

### Theorem 4.2

We assume the initial values of the system (1) to be:  $(S(0) > 0$  and  $(I(0), R(0), B(0)) \geq 0$ . Then the solution set of the typhoid fever model system such that  $S(t), I(t), R(t)$  and  $B(t)$  are positive  $\forall t \geq 0$ .

*Proof.* Here the requirement are to show that the solution of each individual equation from of the Typhoid system (1) is positive

Now consider equation 1a of the typhoid fever system,

$$\frac{dS(t)}{dt} = \pi_1 + \lambda_2 R(t) - \theta_1(1 - \rho)\gamma(A)S(t) - \frac{\theta_2(1 - \rho)I(t)S(t)}{1 + \nu_b I} - \pi_2 S(t)$$

$$\geq -(\theta_1(1 - \rho)\gamma(A)S + \frac{\theta_2(1 - \rho)I(t)}{1 + \nu_b I} + \pi_2)S$$

$$\frac{dS}{dt} \geq -(\theta_1(1 - \rho)\gamma(A)S + \frac{\theta_2(1 - \rho)I(t)}{1 + \nu_b I} + \pi_2)S$$

Integration yields

$$S \geq S_0 e^{-\int_0^t (\theta_1(1 - \rho)\gamma(A)S + \frac{\theta_2(1 - \rho)I(t)}{1 + \nu_b I} + \pi_2) d\tau} > 0$$

since

$$e^{-\int_0^t (\theta_1(1 - \rho)\gamma(A)S + \frac{\theta_2(1 - \rho)I(t)}{1 + \nu_b I} + \pi_2) d\tau} > 0.$$

Considering the next equation we have;

$$\frac{dI(t)}{dt} = \theta_1(1 - \rho)\gamma(B)S(t) + \frac{\theta_2(1 - \rho)I(t)S(t)}{1 + \nu_b I} - (\lambda_1 + \pi_2 + \pi_3)I(t)$$

Thus

$$\frac{dI}{dt} \geq -(\lambda_1 + \pi_2 + \pi_3)I.$$

Integration yields

$$I \geq I_0 e^{-(\lambda_1 + \pi_2 + \pi_3)t} > 0$$

since

$$e^{-(\lambda_1 + \pi_2 + \pi_3)t} > 0.$$



Considering another equation of system (1) we will have

$$\frac{dR}{dt} = \lambda_1 I(t) - (\pi_2 + \lambda_2)R(t)$$

Thus

$$\frac{dR}{dt} \geq -(\pi_2 + \lambda_2)R.$$

Integrating we get

$$R \geq R_0 e^{-(\pi_2 + \lambda_2)t} > 0,$$

since

$$e^{-(\pi_2 + \lambda_2)t} > 0.$$

### **For bacteria in the environment**

Here we consider the last equation of the system (1) which is given as below;

$$\frac{dB}{dt} = \eta_1 + \eta_2 \frac{I(t)}{N} - \lambda_3 B(t)$$

Then we will have

$$\frac{dB}{dt} \geq -\lambda_3 B.$$

Integrating we get

$$B \geq B_0 e^{-\lambda_3 t} > 0,$$

Since

$$e^{-\lambda_3 t} > 0.$$

□

## **5 Analysis of the Model**

Here we work on the presence and stability of the stationary points and the conditions for extinction or persistence of the disease(basic reproduction number).

### **5.1 Disease Free Equilibrium**

In order to get the disease Free Equilibrium point we set the variables  $I$ ,  $R$  and  $B$  of the typhoid fever system equals zero, such that  $I = R = 0$  and  $B = 0$ .

Now substituting the above into the system (1) we obtain the disease free-equilibrium point of the typhoid system as given in (4)

$$X_0(S^0, I^0, R^0, B^0) = \left( \frac{\pi_1}{\pi_2}, 0, 0, 0 \right). \quad (4)$$

## 5.2 Computation of the Basic Reproduction Number $R_0$

This is the number of secondary cases that are to be produced by one typhoid fever infectious individual in the whole infectious period of that particular individual in a population defined by only susceptible population. The criteria for this dimensionless parameter is that if  $R_0 < 1$ , then the single infectious individual in a population defined by only susceptible population may infect less than one individual. This indicate that typhoid fever may be eradicated from the population and the disease free stationary point is asymptotically stable which also means that the typhoid fever cannot attack the society.

When  $R_0 > 1$  it portray that one individual with typhoid fever in a population defined by only susceptible population may pass on a disease to more than one individuals. This further entails that typhoid fever may continue to stay in the society. This situation also means that the disease free equilibrium point is unstable and that it is vividly clear that typhoid fever can attack the society and stay for a long time.

And if  $R_0 = 1$  it portray that one individual with typhoid fever in entirely susceptible population pass on the disease to one new human being. Hence typhoid fever will be alive in the society without an serious epidemic as narrated by (Allen *et al.*, 2008).

To find the basic reproduction number we use next generation method by Van den Driessche and Watmough (2002). Consider a heterogeneous population in compartments  $S, I, R$  and  $B$  arranged such that  $m$  infectious classes come first.

Assume  $F_i(x)$  as rate of entrance of new individual with typhoid fever in class  $i$ ,  $V_i^+(x)$  rate of transfer of individuals in the class  $i$  by any other means except the typhoid fever induced  $V_i^-(x)$  be the rate of transfer of individuals out of class  $i$ .

The model system is as presented below;

$$x'_i = F_i(x) - V_i(x) \quad (5)$$

where  $V_i(x) = V_i^-(x) - V_i^+(x)$ .

Then we use  $x_0$ , to find the  $m \times m$  matrices  $F$  and  $V$

$$F = \left( \frac{\partial F_i}{\partial x_j}(x_0) \right), \quad V = \left( \frac{\partial V_i}{\partial x_j}(x_0) \right) \quad (6)$$

with  $1 \leq i, j \leq m$ .

By using the study by Diekmann *et al.* (1990) we call Matrix  $FV^{-1}$ , a next generation matrix and  $\rho(FV^{-1})$  is the basic reproduction number Arranging the typhoid system starting with the infectious classes we get the rearranged system (7)

$$\frac{dI(t)}{dt} = \theta_1(1 - \rho)\gamma(B)S(t) + \frac{\theta_2(1 - \rho)I(t)S(t)}{1 + \nu_b I} - (\lambda_1 + \pi_2 + \pi_3)I(t) \quad (7a)$$

$$\frac{dB}{dt} = \eta_1 + \eta_2 \frac{I(t)}{N} - \lambda_3 B(t). \quad (7b)$$

$$\frac{dR}{dt} = \lambda_1 I(t) - (\pi_2 + \lambda_2)R(t), \quad (7c)$$

$$\frac{dS(t)}{dt} = \pi_1 + \lambda_2 R(t) - \theta_1(1 - \rho)\gamma(A)S(t) - \frac{\theta_2(1 - \rho)I(t)S(t)}{1 + \nu_b I} - \pi_2 S(t) \quad (7d)$$

We consider the infectious classes (7a) to (7b) with compartment  $I$  and  $B$  from the system.

$$\mathbf{F}_i = \begin{pmatrix} (\theta_1(1 - \rho)\gamma(B) + \frac{\theta_2(1 - \rho)I(t)}{1 + \nu_b I})S \\ \eta_1 \end{pmatrix} \quad (8)$$

And

$$\mathbf{V}_i = \begin{pmatrix} (\lambda_1 + \pi_2 + \pi_3)I \\ \lambda_3 B - \eta_2 \frac{I}{N} \end{pmatrix}. \quad (9)$$

We then get matrices of  $F$  and  $V$  which are the Jacobian matrices at  $x_0$

$$\frac{\partial F_i}{\partial x_j} = \begin{pmatrix} \frac{\partial F_1}{\partial I} & \frac{\partial F_1}{\partial B} \\ \frac{\partial F_2}{\partial I} & \frac{\partial F_2}{\partial B} \end{pmatrix} = \begin{pmatrix} \left( \frac{\theta_2(1 - \rho)}{(1 + \nu_b I)^2} \right) S & \left( \frac{\theta_1(1 - \rho)C}{(B + C)^2} \right) S \\ 0 & 0 \end{pmatrix}.$$

Now at  $x_0$  we will have

$$\mathbf{F} = \begin{pmatrix} \frac{\theta_2(1 - \rho)\pi_1}{\pi_2} & \frac{\theta_1(1 - \rho)\pi_1}{C\pi_2} \\ 0 & 0 \end{pmatrix}. \quad (10)$$

Then we have;

$$V = \frac{\partial V_i}{\partial x_j}(x_0) = \begin{pmatrix} \frac{\partial V_1}{\partial I} & \frac{\partial V_1}{\partial B} \\ \frac{\partial V_2}{\partial I} & \frac{\partial V_2}{\partial B} \end{pmatrix}$$

$$\mathbf{V} = \begin{pmatrix} \lambda_1 + \pi_2 + \pi_3 & 0 \\ -\frac{\eta_2 \pi_2}{\pi_1} & \lambda_3 \end{pmatrix}. \quad (11)$$

From (11) we can easily obtain  $V^{-1}$  and  $FV^{-1}$ .

We then use maple to compute the basic reproduction number and is given in (12);

$$R_0 = \frac{(1 - \rho)(C\pi_1\lambda_3\theta_2 + \pi_2\eta_2\theta_1)}{\pi_2(\lambda_1 + \pi_2 + \pi_3)C\lambda_3} \quad (12)$$

## 6 Steady State and Stability of the Critical Points

We prove the presence and stability of the stationary points of the system (1).

### 6.1 Disease Free Equilibrium

The disease free-equilibrium point of the Typhoid fever model is as given in (13)

$$X_0(S^0, I^0, R^0, B^0) = \left( \frac{\pi_1}{\pi_2}, 0, 0, 0 \right). \quad (13)$$

### 6.2 Local stability of the disease-free equilibrium point

This section presents the analysis for local stability of the disease free stationary point of the typhoid fever model. We use Jacobian method by considering that all equations in typhoid fever model in (1) are analyzed at the disease free stationary point  $X_0$ . We are required to compute and asses the eigenvalues of Jacobian matrix ( $J(X_0)$ ) in order to verify that the disease free stationary point is locally and asymptotically stable. Further more we need to show that the real parts of the eigenvalues of the matrix at  $X_0$  are negative.

Using the concept by Martcheva (2015), we are required to show that eigenvalues are negative, in which we need to prove that determinant of the Jacobian matrix is positive and its trace negative. .

The matrix  $J(X_0)$  at  $X_0$  is given by:

$$\mathbf{J}(\mathbf{X}_0) = \begin{pmatrix} -\pi_2 & -\frac{\theta_2(1-\rho)\pi_1}{\pi_2} & \lambda_2 & -\frac{\theta_1(1-\rho)\pi_1}{C\pi_2} \\ 0 & -(\lambda_1 + \pi_1 + \pi_3) & 0 & \frac{\theta_1(1-\rho)\pi_1}{C\pi_2} \\ 0 & \frac{\lambda_1}{\pi_1} & -(\pi_2 + \lambda_2) & 0 \\ 0 & \frac{\eta_2\pi_2}{\pi_1} & 0 & -\lambda_3 \end{pmatrix} \quad (14)$$

The computation clearly show that the trace of the matrix (14) is negative and given by

$$-(\pi_2 + \lambda_1 + \pi_1 + \pi_3 + \pi_2 + \lambda_2 + \lambda_3)$$

For the determinant of matrix (14), using maple software we are able to find the determinant of a Jacobian matrix as in (15):

$$\frac{\pi_2(\pi_2 + \lambda_2)(\lambda_3 C \lambda_1 + \lambda_3 \pi_1 C + \lambda_3 C \lambda_2 - \eta_2 \theta_1 (1 - \rho))}{C} \quad (15)$$

which is positive if and only if  $R_0 < 1$ .

The above results justifies that the typhoid free stationary point  $X^0$  is locally asymptotically stable as in theorem below:

### Theorem 6.1

The Disease Free Equilibrium  $X_0$  of Typhoid Fever is locally asymptotically stable if  $R_0 < 1$  and unstable if  $R_0 > 1$ .

## 6.3 Global stability of the disease-free equilibrium point

Here we analyse the global stability of the disease free equilibrium point. We use Metzler matrix method as stated by (Castillo-Chavez *et al.*, 2002). To do this, we first sub-divide the general system (1) of typhoid fever into transmitting and non-transmitting components.

Now let  $\mathbf{Y}_n$  be the vector for non-transmitting compartment,  $\mathbf{Y}_i$  be the vector for transmitting compartment and  $\mathbf{Y}_{X_0,n}$  be the vector of disease free point. Then

$$\begin{cases} \frac{d\mathbf{Y}_n}{dt} = A_1(\mathbf{Y}_n - \mathbf{Y}_{\mathbf{X}_0,n}) + A_2\mathbf{Y}_i \\ \frac{d\mathbf{Y}_i}{dt} = A_3\mathbf{Y}_i \end{cases} \quad (16)$$

We then have

$$\begin{aligned} \mathbf{Y}_n &= (S, R)^T \quad \mathbf{Y}_i = (I, B) \quad \mathbf{Y}_{\mathbf{X}_0,n} = \left(\frac{\vartheta}{\mu}, 0\right) \\ \mathbf{Y}_n - \mathbf{Y}_{\mathbf{X}_0,n} &= \begin{pmatrix} S - \frac{\pi_1}{\pi_2} \\ R \end{pmatrix} \end{aligned}$$

In order to prove that the Disease free equilibrium point is globally stable we need to show that Matrix  $A_1$  has real negative eigenvalues and  $A_3$  is a Metzler matrix in which all off diagonal element must be non-negative. Referring to (16), we write the general model as below

$$\begin{pmatrix} \pi_1 + \lambda_2 R - \theta_1(1-\rho)\gamma(B)S - \frac{\theta_2(1-\rho)IS}{1+\nu_b I} - \pi_2 S \\ \lambda_1 I(t) - (\pi_2 + \lambda_2)R(t) \end{pmatrix} = A_1 \begin{pmatrix} S - \frac{\pi_1}{\pi_2} \\ R \end{pmatrix} + A_2 \begin{pmatrix} I \\ B \end{pmatrix}$$

and

$$\begin{pmatrix} \theta_1(1-\rho)\gamma(B)S(t) + \frac{\theta_2(1-\rho)I(t)S(t)}{1+\nu_b I} - (\lambda_1 + \pi_2 + \pi_3)I(t) \\ \eta_1 + \eta_2 \frac{I(t)}{N} - \lambda_3 B(t) \end{pmatrix} = A_3 \begin{pmatrix} I \\ B \end{pmatrix}$$

We then use the transmitting and non-transmitting element from the Typhoid fever model to get the following matrices.

$$\mathbf{A}_1 = \begin{pmatrix} -\pi_2 & \lambda_2 \\ 0 & -(\pi_2 + \lambda_2) \end{pmatrix} \quad (17)$$

$$\mathbf{A}_2 = \begin{pmatrix} -\frac{\theta_2(1-\rho)\pi_1}{\pi_2} & -\frac{\theta_1(1-\rho)\pi_1}{C\pi_2} \\ \lambda_1 & 0 \end{pmatrix} \quad (18)$$

$$\mathbf{A}_3 = \begin{pmatrix} \frac{\theta_2(1-\rho)\pi_1}{\pi_2} - (\lambda_1 + \pi_2 + \pi_3) & \frac{\theta_1(1-\rho)\pi_1}{C\pi_2} \\ \frac{\eta_2\pi_2}{\pi_1} & -\frac{\lambda_3}{C} \end{pmatrix} \quad (19)$$

Considering matrix  $A_1$ , it is clear through computation that the eigenvalues are real and negative, which now confirms that the system

$$\frac{d\mathbf{Y}_n}{dt} = A_1(\mathbf{Y}_n - \mathbf{Y}_{\mathbf{X}_0,n}) + A_2\mathbf{Y}_i$$

is globally and asymptotically stable at  $\mathbf{Y}_{\mathbf{X}_0}$ .

Considering matrix  $A_3$  it is clear that all its off-diagonal elements are non-negative and thus  $A_3$  is a Metzler stable matrix. Therefore Disease Free Equilibrium point for Typhoid Fever system is globally asymptotically stable and as a result we have the following theorem:

### Theorem 6.2

The disease-free equilibrium point is globally asymptotically stable in  $E_0$  if  $R_0 < 1$  and unstable if  $R_0 > 1$ .

## 6.4 Existence of Endemic Equilibrium

In this section we investigate conditions for existence of the endemic equilibrium point of the system (1).

The endemic equilibrium point  $E^*(S^*, I^*, R^*, B^*)$  is obtained by solving the equations obtained by setting the derivatives of (1) equal to zero. We then have system (20) which exist for  $R_0 > 1$ .

$$\pi_1 + \lambda_2 R(t) - \theta_1(1 - \rho)\gamma(B)S(t) - \frac{\theta_2(1 - \rho)I(t)S(t)}{1 + \nu_b I} - \pi_2 S(t) = 0 \quad (20a)$$

$$\theta_1(1 - \rho)\gamma(B)S(t) + \frac{\theta_2(1 - \rho)I(t)S(t)}{1 + \nu_b I} - (\lambda_1 + \pi_2 + \pi_3)I(t) = 0 \quad (20b)$$

$$\lambda_1 I(t) - (\pi_2 + \lambda_2)R(t) = 0 \quad (20c)$$

$$\eta_1 + \eta_2 \frac{I(t)}{N} - \lambda_3 B(t) = 0 \quad (20d)$$

We will prove its existence the endemic equilibrium points of the Typhoid Fever using the approach described in the studies by Tumwiine *et al.* (2007) and Massawe *et al.* (2015). For the endemic equilibrium to exist it must satisfy the condition  $I \neq 0$  or  $R \neq 0$  or  $B \neq 0$  that is  $S > 0$  or  $R > 0$  or  $I > 0$  or  $B > 0$  must be satisfied. Now adding system (20) we have

$$\pi_1 - \pi_2(S + I + R) - \pi_3 I + \eta_1 + \eta_2 \frac{I}{N} - \lambda_3 B(t) = 0 \quad (21)$$

But from equation (20d), we have  $\eta_1 + \eta_2 \frac{I}{N} - \lambda_3 B(t) = 0$

and  $S + I + R = N$  It follows that

$$\pi_1 = \pi_2 N + \pi_3 I$$

Now since  $\pi_1 > 0$ ,  $\pi_2 > 0$  and  $\pi_3 > 0$  we can discern that  $\pi_2 N > 0$  and  $\pi_3 I > 0$  implying that  $S > 0$ ,  $I > 0$ ,  $R > 0$  and  $M > 0$ .

This prove that the endemic equilibrium point of the Typhoid Fever disease exists.

## 6.5 Global stability of Endemic equilibrium point

In this section we determine the conditions under which the endemic equilibrium points are stable or unstable. In which we prove whether the solution starting sufficiently close to the equilibrium remains close to the equilibrium and approaches the equilibrium as  $t \rightarrow \infty$ , or if there are solutions starting arbitrary close to the equilibrium which do not approach it respectively.

As postulated in the study by Van den Driessche and Watmough (2002), we assert that the local stability of the Disease Free Equilibrium advocates for local stability of the Endemic Equilibrium for the reverse condition. We thus find the global stability of Endemic equilibrium using a Korobeinikov approach as described by Van den Driessche and Watmough (2002); Korobeinikov (2004, 2007).

We formulate a suitable Lyapunov function for Typhoid Fever model as given in the form below:

$$V = \sum a_i (y_i - y_i^* \ln y_i)$$

where  $a_i$  is defined as a properly selected positive constant,  $y_i$  defines the population of the  $i^{th}$  compartment, and  $y_i^*$  is the equilibrium point.

We will then have

$$V = W_1(S - S^* \ln S) + W_2(I - I^* \ln I) + W_3(R - R^* \ln R) \\ + W_4(B - B^* \ln B)$$

The constants  $W_i$  are non-negative in  $\Lambda$  such that  $W_i > 0$  for  $i = 1, 2, 3, 4$ . The Lyapunov function  $V$  together with its constants  $W_1, W_2, W_3, W_4$  chosen in such a way that  $V$  is continuous and differentiable in a space.

We then compute the time derivative of  $V$  from which we get:

$$\frac{dV}{dt} = W_1(1 - \frac{S^*}{S}) \frac{dS}{dt} + W_2(1 - \frac{I^*}{I}) \frac{dI}{dt} \\ + W_3(1 - \frac{R^*}{R}) \frac{dR}{dt} + W_4(1 - \frac{B^*}{B}) \frac{dB}{dt}$$

Now using the Typhoid Fever system (1) we will have

$$\frac{dV}{dt} = W_1(1 - \frac{S^*}{S}) [\pi_1 + \lambda_2 R(t) - \theta_1(1 - \rho)\gamma(B)S(t) - \frac{\theta_2(1-\rho)I(t)S(t)}{1+\nu_b I} - \pi_2 S(t)] \\ + W_2(1 - \frac{I^*}{I}) [\theta_1(1 - \rho)\gamma(B)S(t) + \frac{\theta_2(1-\rho)I(t)S(t)}{1+\nu_b I} - (\lambda_1 + \pi_2 + \pi_3)I(t)] \\ + W_3(1 - \frac{R^*}{R}) [\lambda_1 I(t) - (\pi_2 + \lambda_2)R(t)] \\ + W_4(1 - \frac{I^*}{I}) [\eta_1 + \eta_2 \frac{I(t)}{N} - \lambda_3 B(t)]$$

At endemic equilibrium point after the substitution and simplification into time derivative of  $V$ , we get:



$$\begin{aligned} \frac{dV}{dt} = & -W_1\left(1 - \frac{S^*}{S}\right)^2 - W_2\left(1 - \frac{I^*}{I}\right)^2 - W_3\left(1 - \frac{R^*}{R}\right)^2 \\ & - W_4\left(1 - \frac{B^*}{B}\right)^2 + F(S, I, R, B) \end{aligned}$$

where the function  $F(S, I, R, B)$  is non positive, Now following the procedures by McCluskey (2006) and Korobeinikov and Wake (2002), we have;

$F(S, I, R, B) \leq 0$  for all  $S, I, R, B$ , Then  $\frac{dV}{dt} \leq 0$  for all  $S, I, R, B$  and it is zero when  $S = S^*, I = I^*, R = R^*, B = B^*$  Hence the largest compact invariant set in  $S, I, R, B$  such that  $\frac{dV}{dt} = 0$  is the singleton  $E^*$  which is Endemic Equilibrium point of the model system (1).

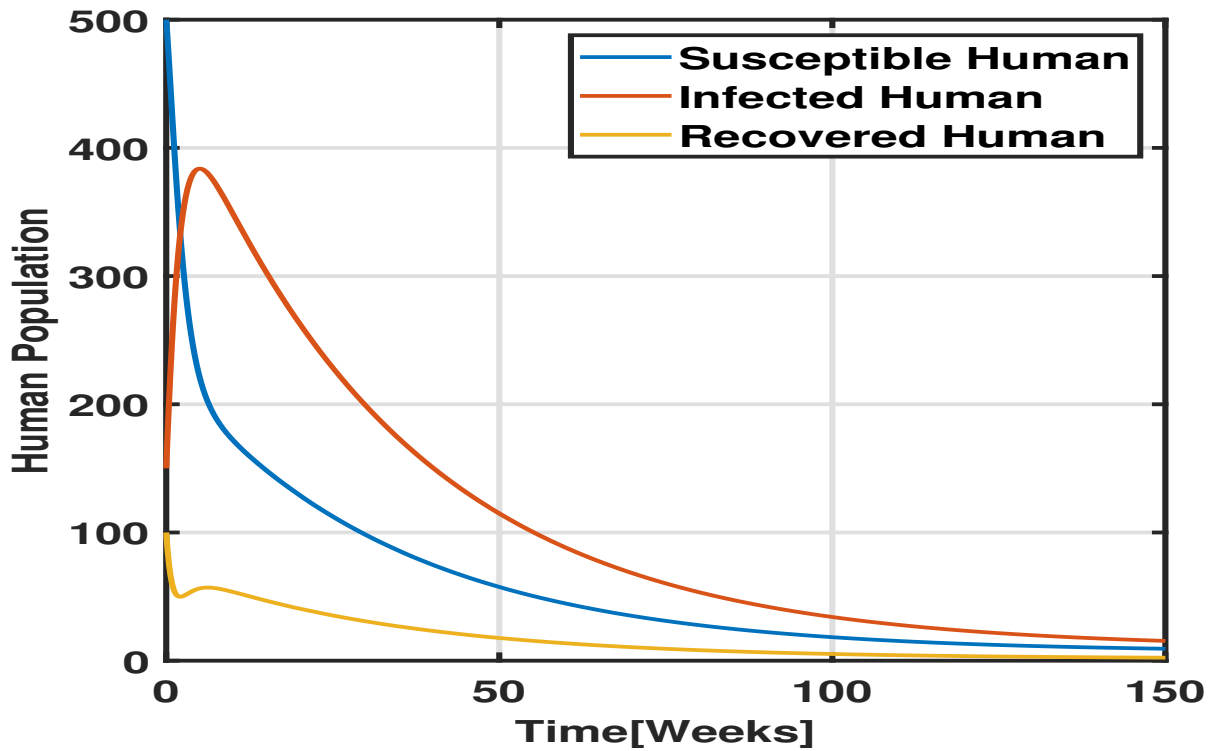
Using LaSalle's invariant principle postulated by La Salle (1976) we assert that  $E^*$  is globally asymptotically stable in the interior of the region of  $S, I, R, B$  and thus leads to the Theorem 6.3

### **Theorem 6.3**

If  $R_0 > 1$  then the Typhoid Fever model system (1) has a unique endemic equilibrium point  $E^*$  which is globally asymptotically stable in  $S, I, R, B$ .

## **7 Numerical Analysis and Simulation**

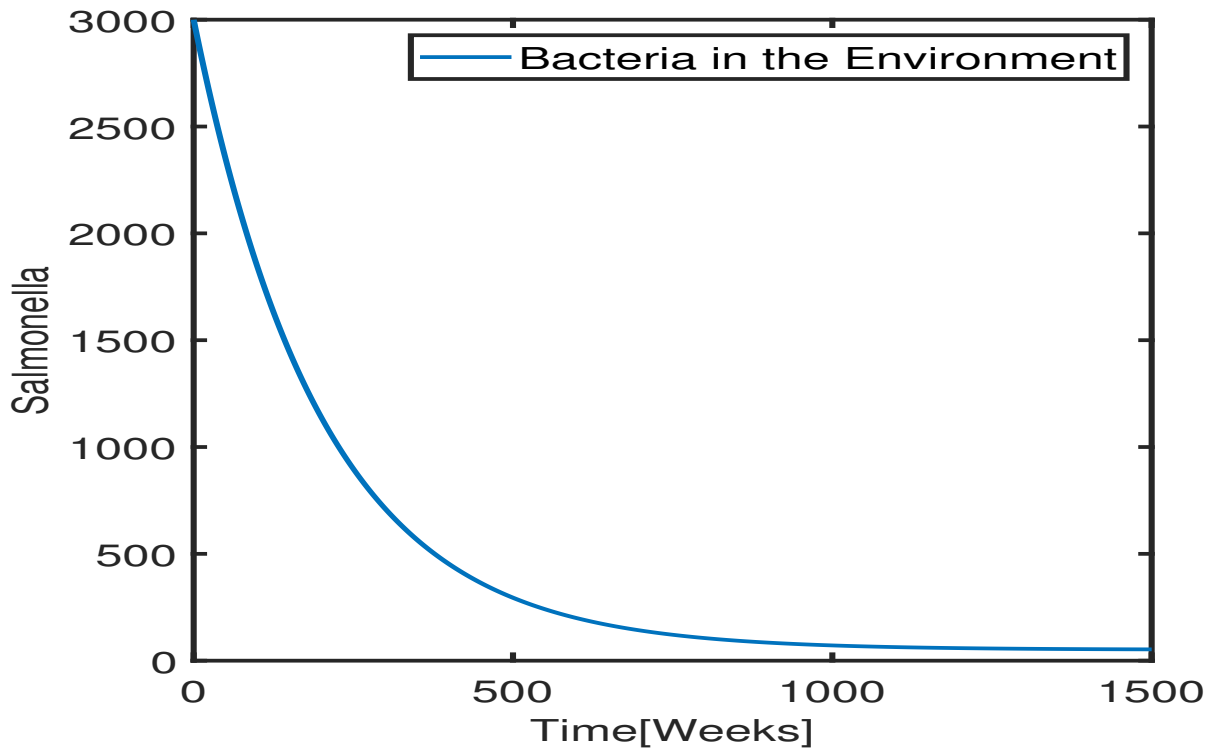
The section below presents the numerical analysis and simulation of the model, it shows the behaviour of the Typhoid disease over the particular period of time. Table 2 shows the dynamics of the human population when there is disease in the community. It is beyond doubt that for the diseases like Typhoid when people are informed early on how to prevent the spread of the diseases the impact of the disease would be very minimal. Then information is the powerful tool to control diseases whose spread are caused by human behaviour and practices in the communities. The figure shows the increase of infectious human being in early weeks and then the number drops to its endemic equilibrium point after a couple of weeks. The decrease of the number of infectious individual is due to the fact that the affected communities will be aware of the disease and as a result they will take precaution to reduce the spread of the disease.



**Figure 2:** Dynamics of Typhoid Fever in Human Population

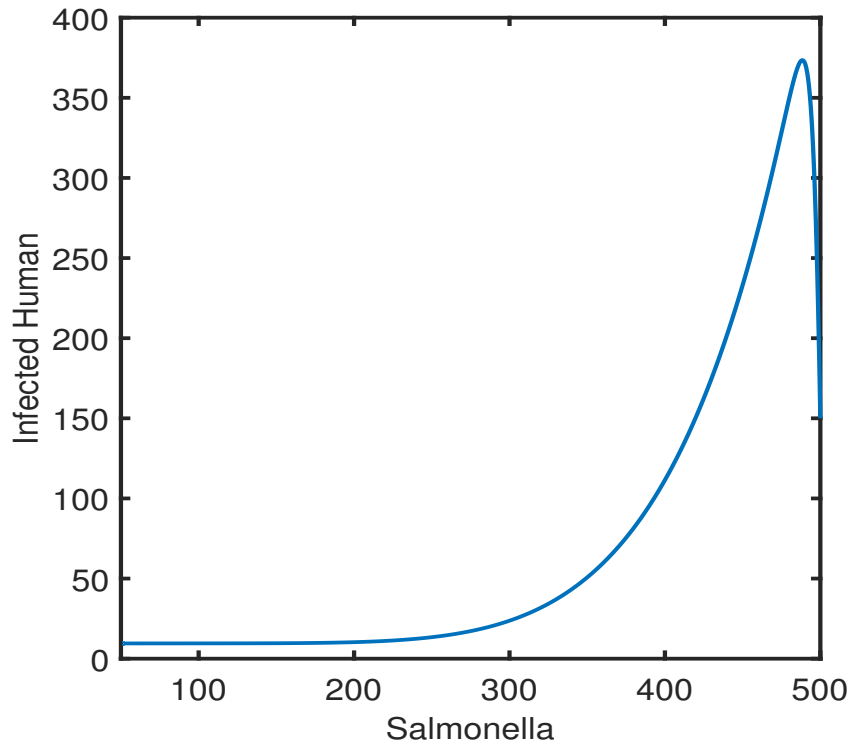
The susceptible human experience an exponential decreases to it endemic point in early weeks of an outbreak due to high infection rate. As the number of infectious human decreases the number of recovery human also decrease proportionally. This is justified in Figure 2 in which we see the significant decrease of  $R$  as the rate of infection decreases.

The reason to why many communities live with the diseases like typhoid is due to the fact that the life of the causing bacteria of these diseases depends solely to the kind of environment their exposed into. When the environment does not favour their growth the bacteria population breaks exponentially and can raise again when the environment is favourable. This may be justified by the results in Figure 3 which shows an exponential decrease of Typhoid bacteria to its endemic equilibrium point.



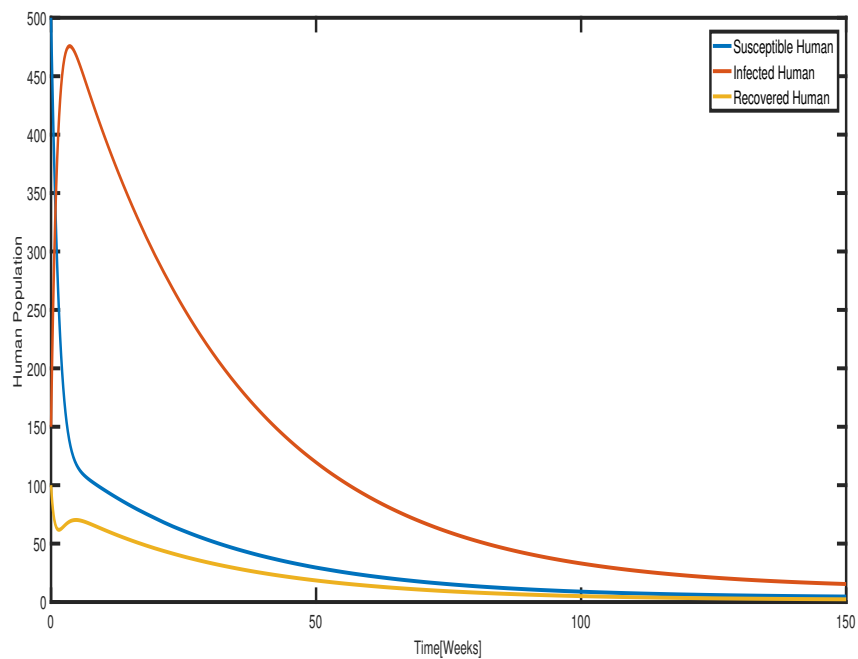
**Figure 3:** Dynamics of Typhoid Causing Bacteria

Although Typhoid fever may be transmitted through physical contact between the infectious human being and the susceptible human, but the major root of transmission is between the susceptible human being and the free bacteria in the environment (food and water). This is to say that when the environment favours the increase of typhoid causing bacteria in the environment then there is high possibility that the disease prevalence will also increase. Figure 4 shows the relationship between the number of bacteria in the environment and the infectious human population. We can see that as the number of bacteria increase the number of infectious human increases proportionally up to its saturation point.



**Figure 4:** Dynamics of I with B

Moreover Figure 4 point out the dependence on the number of bacteria in the environment and the infectious human being. As stated in the introduction above the infectious human being shed typhoid bacteria in the environment. Thus these two groups experience a mutual dependence in which the increase or decrease of one lead to the increase or decrease of the other.



**Figure 5:** Role of Information in Typhoid Transmission

When the community is informed on the risk behaviour that may lead to an increase of typhoid transmission it reduces the force of transmission of the disease and thus decrease its spread. Figure 5 shows the dynamics of typhoid fever when no information/education on the risk behaviour for typhoid transmission is given to the community. The result shows the significant increase of the number of infectious individuals to the highest number compared to when the information/education is given in Figure 2. The results also show the increase of the infectious period, when there is no provision of information the disease stays in a community for longer time and as a result the disease's negative effect to the community became even higher and may lead to a significant increase of disease induced death rate.

## 8 Conclusion

In this paper, the model to study the role of information/education in the dynamics of typhoid fever is developed and analysed. The condition for local and global stability are justified and established. The number of new infectious individual that may be caused by one infectious individual in the entire infectious period is also established using the basic reproduction number by next generation matrix. The  $R_0$  shows the information on the risk behaviour, concentration of bacteria in the environment and the contact rate between the susceptible individual and the infectious agent as the significant parameters that contribute to the transmission and spread of typhoid disease. The results cement the importance of provision of information/education on the risk behaviour that may lead to a transmission of the disease from susceptible to infectious agent. The results also necessitate the inclusion of information/education on the diseases risk behaviour when planning for proper control strategies of typhoid fever.

## References

- Allen, L. J., Brauer, F., Van den Driessche, P. and Wu, J. (2008). *Mathematical epidemiology*. Springer.
- Butler, T. (2011). Treatment of typhoid fever in the 21st century: promises and shortcomings. *Clinical Microbiology and Infection*. **17**(7): 959–963.
- Castillo-Chavez, C., Blower, S., Driessche, P., Kirschner, D. and Yakubu, A.-A. (2002). *Mathematical approaches for emerging and reemerging infectious diseases: models, methods, and theory*. Springer.

- Diekmann, O., Heesterbeek, J. and Metz, J. A. (1990). On the definition and the computation of the basic reproduction ratio  $r_0$  in models for infectious diseases in heterogeneous populations. *Journal of mathematical biology*. **28**(4): 365–382.
- Edward, S. *et al.* (2017). A deterministic mathematical model for direct and indirect transmission dynamics of typhoid fever. *Open Access Library Journal*. **4**(05): 1.
- Korobeinikov, A. (2004). Lyapunov functions and global properties for seir and seis epidemic models.. *Mathematical Medicine and Biology*. **21**(2): 75–83.
- Korobeinikov, A. (2007). Global properties of infectious disease models with nonlinear incidence. *Bulletin of Mathematical Biology*. **69**(6): 1871–1886.
- Korobeinikov, A. and Wake, G. C. (2002). Lyapunov functions and global stability for sir, sirs, and sis epidemiological models. *Applied Mathematics Letters*. **15**(8): 955–960.
- La Salle, J. (1976). *The stability of dynamical systems*. SIAM.
- Martcheva, M. (2015). *Introduction to Mathematical Epidemiology*. Vol. 61. Springer.
- Massawe, L. N., Massawe, E. S. and Makinde, O. D. (2015). Temporal model for dengue disease with treatment. *Advances in Infectious Diseases*. **5**(01): 21.
- McCluskey, C. (2006). Lyapunov functions for tuberculosis models with fast and slow progression.. *Mathematical biosciences and engineering: MBE*. **3**(4): 603–614.
- Musa, S. S., Zhao, S., Hussaini, N., Usaini, S. and He, D. (2021). Dynamics analysis of typhoid fever with public health education programs and final epidemic size relation. *Results in Applied Mathematics*. **10**: 100153.
- Mutua, J. M., Wang, F.-B. and Vaidya, N. K. (2015). Modeling malaria and typhoid fever co-infection dynamics. *Mathematical Biosciences*. **264**: 128 – 144.  
**URL:** <http://www.sciencedirect.com/science/article/pii/S0025556415000814>
- Peter, O., Ibrahim, M., Oguntolu, F., Akinduko, O. and Akinyemi, S. (2018). Direct and indirect transmission dynamics of typhoid fever model by differential transform method. *ATBU, Journal of Science, Technology and Education (JOSTE)*. **6**(1): 167–177.
- Shaikh, A. S. and Nisar, K. S. (2019). Transmission dynamics of fractional order typhoid fever model using caputo–fabrizio operator. *Chaos, Solitons and Fractals*. **128**: 355 – 365.  
**URL:** <http://www.sciencedirect.com/science/article/pii/S0960077919303224>

- Stanaway, J. D., Reiner, R. C. and Blacker, B. F. (2019). The global burden of typhoid and paratyphoid fevers: a systematic analysis for the global burden of disease study 2017. *The Lancet Infectious Diseases*. **19**(4): 369 – 381.  
**URL:** <http://www.sciencedirect.com/science/article/pii/S1473309918306856>
- Tumwiine, J., Mugisha, J. and Luboobi, L. S. (2007). A mathematical model for the dynamics of malaria in a human host and mosquito vector with temporary immunity. *Applied Mathematics and Computation*. **189**(2): 1953–1965.
- Van den Driessche, P. and Watmough, J. (2002). Reproduction numbers and sub-threshold endemic equilibria for compartmental models of disease transmission. *Mathematical biosciences*. **180**(1): 29–48.