

VLIS: Unimodal Language Models Guide Multimodal Language Generation

Jiwan Chung and Youngjae Yu
Yonsei University

<https://github.com/JiwanChung/vlis>

Abstract

Multimodal language generation, which leverages the synergy of language and vision, is a rapidly expanding field. However, existing vision-language models face challenges in tasks that require complex linguistic understanding. To address this issue, we introduce Visual-Language models as Importance Sampling weights (VLIS), a novel framework that combines the visual conditioning capability of vision-language models with the language understanding of unimodal text-only language models without further training. It extracts pointwise mutual information of each image and text from a visual-language model and uses the value as an importance sampling weight to adjust the token likelihood from a text-only model. VLIS improves vision-language models on diverse tasks, including commonsense understanding (WHOOPS, OK-VQA, and ScienceQA) and complex text generation (Concadia, Image Paragraph Captioning, and ROCStories). Our results suggest that VLIS represents a promising new direction for multimodal language generation.

1 Introduction

Visual Language Models (VLMs) extend unimodal text-only language models by conditioning their outputs on image context. Recent VLMs (Li et al., 2022a, 2023b; Wang et al., 2022) can perform diverse multimodal tasks from commonsense VQAs (Marino et al., 2019; Schwenk et al., 2022) to in-context learning (Alayrac et al., 2022; Awadalla et al., 2023; Huang et al., 2023). Moreover, instruction tuning with visual inputs (Liu et al., 2023; Li et al., 2023a; Dai et al., 2023) has improved the VLMs’ responsiveness to an even more extensive variety of tasks (Lu et al., 2022a; Yang et al., 2021).

However, most VLMs only partially inherit the linguistic understanding capability of the unimodal models (Iki and Aizawa, 2021). We here illustrate two intriguing failure cases of the recent VLMs,

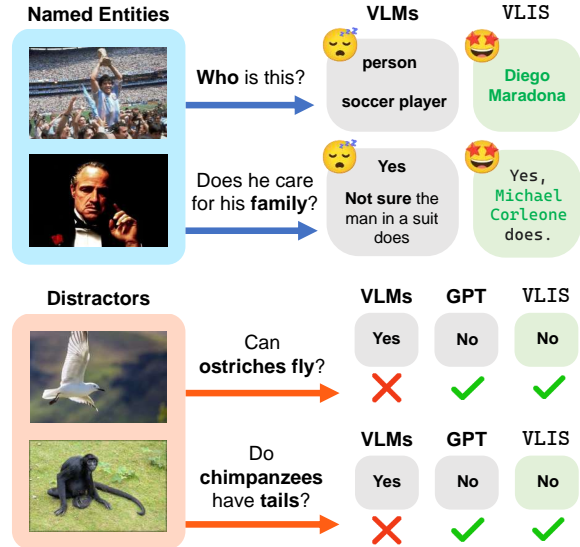


Figure 1: **TOP:** VLIS correctly recognizes named entities, unlike the VLMs. **Bottom:** VLIS is not deceived by the distractor images. Note that the images show a seagull and a monkey, not an ostrich and a chimpanzee. VLIS inherits this favorable linguistic capability from a text-only language model (Touvron et al., 2023; Zhang et al., 2022), and use VLMs as a guide for visual alignment. The examples are truncated for visualization purposes: we provide the full-text in appendix A.2.

using both a strong image captioning model (BLIP-2 (Li et al., 2023b)) and an instruction-tuned model (LLAVA (Liu et al., 2023)). Firstly, VLMs avoid specifying named entities. The upper examples of Figure 1 show the VLM failing to describe a public figure (*Diego Maradona*) or movie character (*Don Corleone*). The problem is not the lack of knowledge: after applying our zero-shot method (VLIS), the VLM tells the names. We further investigate this phenomenon in the landmark recognition experiment in appendix A.1.

Secondly, VLMs rely on the image context, even when they should not. The lower examples of the same figure show the VLM being misled by image context to deny commonsense knowledge. The

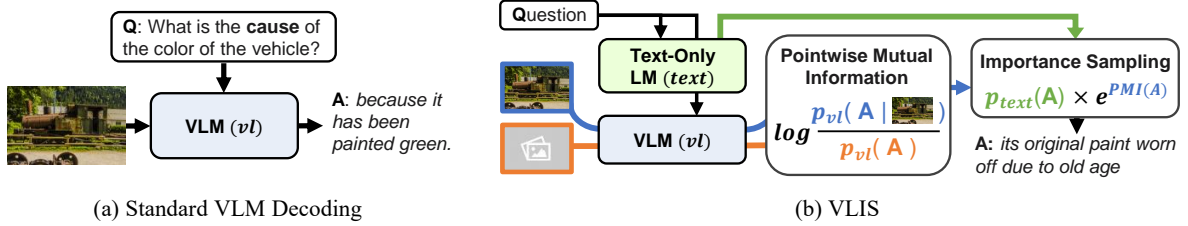


Figure 2: Comparison of VLIS and standard VLM decoding process. Using the VLM, we first obtain the image-conditional $p_{vl}(Answer|image)$ and text-only likelihood $p_{vl}(Answer)$ given an image and a prompt or question. Then, we compute the exponentiated pointwise mutual information (PMI) with the likelihoods. Finally, the exponentiated PMI score is used as the importance weights for the text-only model likelihood $p_{text}(Answer)$.

questions are not unanswerable: the text-only language model without the image context answers both correctly. We provide more samples on visual distraction in appendix A.2.

Hence, the linguistic capabilities of the VLMs are not optimal yet. On the other hand, the unimodal text-only language models themselves (Brown et al., 2020; Touvron et al., 2023) show reliable linguistic understanding and known for their knowledge understanding (Petroni et al., 2019; Meng et al., 2022) and complex reasoning capabilities (Kojima et al., 2022; Qin et al., 2023). Hence, it becomes reasonable to delegate the burden of language modeling to the text-only models.

To this end, we propose Visual-Language models as Importance Sampling weights (VLIS) as a plug-and-play method to enhance the unreliable linguistic understanding of the VLMs. When generating each text token, VLIS follows the token likelihoods of the unimodal **text-only** language model. Furthermore, VLIS multiplies importance sampling (Tokdar and Kass, 2010) weights derived from a VLM to provide the **visual alignment** signals. To isolate the visual conditioning capability of the VLMs from their language modeling preference, we incorporate the exponentiated pointwise mutual information (PMI) (Church and Hanks, 1990) of the image context and the current text token as the weights. As a result, VLIS can maintain the favorable language modeling capability of the text-only model and control the visual conditioning strength simultaneously.

We evaluate VLIS on two VLM backbones to test whether VLIS is effective both when the language modeling capability of the VLM is weaker than that of the text-only model (BLIP-2 (Li et al., 2023b)) and when the VLM is expected to model language well owing to the visual instruction tuning process (LLAVA (Liu et al., 2023)). Our ex-

periments consist of various tasks that require both reliable language modeling and strong visual conditioning, including weirdness identification (WHOOOPS (Bitton-Guetta et al., 2023)) and commonsense VQA (OK-VQA (Marino et al., 2019), ScienceQA (Lu et al., 2022a)), extended image captioning (Concadia (Kreiss et al., 2022) and Image Paragraph Captioning (Krause et al., 2017)), and open-ended generation (ROCStories (Mostafazadeh et al., 2016)). Compared to the dataset-specific state-of-the-art baselines and the base VLMs, VLIS improves linguistic capabilities such as responsiveness to prompts while maintaining visual conditioning according to a comprehensive set of evaluation metrics.

2 VLMs as Importance Sampling Weights

We propose Visual-Language models as Importance Sampling weights (VLIS) to harmonize the visual conditioning capability of the VLMs with the linguistic fluency of the text-only language models. We provide the intuition behind our approach in §2.1, describe our token-level visual alignment scores in §2.2, and combine the said scores with the text-only model via importance sampling in §2.3.

2.1 Intuition

Many recent Visual Language Models (VLMs) (Li et al., 2023b; Alayrac et al., 2022; Liu et al., 2023) are often built on top of text-only language models (Iyer et al., 2022; Hoffmann et al., 2022; Touvron et al., 2023). At each timestep t , the per-token likelihood of the autoregressive text-only language models is modeled as $p_{text}(x_t|x_{<t})$, where x denotes a text token. To build a VLM p_{vl} , one can finetune the text-only model on data S consisting of paired image c and text x with maximum likelihood estimation as the objective.

$$\theta_{vl} \sim \operatorname{argmin}_{\theta} E_{(x,c) \in S} [-\log p_{\theta}(x|c)] \quad (1)$$

However, while this objective only maximizes the image-conditional likelihood $p_{vl}(x_t|c)$, it may lead to unpredicted artifacts in the marginal likelihood $p_{vl}(x_t)$ that does not depend on any particular image. For example, image captioning models are known to not only reflect but also amplify the social bias present in the training data (Hendricks et al., 2018), or distort the original language model’s commonsense knowledge as described in §1.

We henceforth seek to extract the visual conditioning capability of the VLMs isolated from their dubious language modeling skills.

2.2 Extracting Visual Weights

Here, we aim to find a quantity that extracts the visual conditioning strength of a VLM stripped of its language modeling preference. We employ Pointwise Mutual Information (PMI) (Church and Hanks, 1990), which measures the association between two events (text and image in our setting). On each step, we want to compute the PMI between the image context c and the next token x_t given the previous text context $x_{<t}$:

$$PMI(x_t|c, x_{<t}) = \log \frac{p_{vl}(x_t, c|x_{<t})}{p_{vl}(x_t|x_{<t})p_{vl}(c)} \quad (2)$$

$$= \log \frac{p_{vl}(x_t|c, x_{<t})}{p_{vl}(x_t|x_{<t})} \quad (3)$$

eq. (3) reformulates the definition in eq. (2) for better tractability. The numerator is the image-conditional likelihood of the VLM and is easily obtainable. However, the denominator requires marginalization over the image context c . We enumerate three proxies below that bypass the excessive computation required to obtain the expectation over all possible images.

Approximating the marginal. The first approximation is training a separate text-only model with the VLMs’ training data S . Considering the massive scale of dataset S , this option requires a considerable burden of additional training. Also, there is no guarantee that the newly trained model will accurately estimate the marginal likelihood due to the additional complexity of training another model. The second option is using a sample mean of the pre-selected image set as a proxy to the real mean. Lastly, the score for only one or two images might suffice as the sample image set.

We use the last method with the least computational overhead. Here, the sample set is a tiny set of images with close to no visual information. In

practice, we use two images: a black-filled image c_b and a white-filled image c_w .

$$p_{vl}(x_t|x_{<t}) \sim \frac{1}{2} \sum_{c \in [c_b, c_w]} p_{vl}(x_t|x_{<t}, c) \quad (4)$$

This efficient alternative works reasonably well in practice and is used in all our experiments. As a result, VLIS runs three forward passes of VLM (one for the conditional likelihood and two for the marginal likelihood) and a single pass of the text-only model on each step of the generation process. We explore more choices of selecting the marginal image set later in appendix C, which shows that our specific set of images provides a reasonable trade-off between generation quality and inference time.

2.3 Computing VLIS Scores

We start from the token likelihood of text-only language models $p_{text}(x_t|c, x_{<t})$. To control the degree of confidence in the text-only models’ decisions, we introduce a language temperature τ to smooth or de-smooth the text-only distributions:

$$\bar{p}_{text}(x_t|c, x_{<t}) \propto p_{text}(x_t|c, x_{<t})^{\frac{1}{\tau}} \quad (5)$$

Then, we multiply the exponentiated PMI introduced in §2.2 with the likelihood for better visual alignment. VLIS decides the next token x_t with the following score $f(x_t)$:

$$f(x_t) = \bar{p}_{text}(x_t|c, x_{<t}) e^{PMI(x_t, c|x_{<t})} \quad (6)$$

$$= \bar{p}_{text}(x_t|c, x_{<t}) \frac{p_{vl}(x_t|c, x_{<t})}{p_{vl}(x_t|x_{<t})} \quad (7)$$

Written as eq. (7), VLIS performs importance sampling of the smoothed text-only model likelihood p_{text} . Importance sampling (Tokdar and Kass, 2010) is a Monte-Carlo method of estimating a quantity $v(x)$ from the *nominal distribution* $p(x)$ with samples from another distribution called *importance distribution* $q(x)$. The estimated quantity here is the text-only model likelihood $\bar{p}_{text}(x_t)$, the nominal distribution is the VLMs’ image-conditioned likelihood $p_{vl}(x_t|c)$, and the importance distribution is the marginal $p_{vl}(x_t)$.

$$E[f(x_t) : P] \sim E_{x_t \sim q(x_t)}[v(x_t) \frac{p(x_t)}{q(x_t)}] \quad (8)$$

$$v(x_t) := \bar{p}_{text}(x_t|x_{<t})$$

$$p(x_t) := p_{vl}(x_t|c, x_{<t})$$

$$q(x_t) := p_{vl}(x_t|x_{<t})$$

Implementation-wise, we replace the expectation with a single sample (current generated text). Thus, VLIS effectively treats the current token candidate as sampled from the VLMs’ marginal $p_{vl}(x_t)$ and reweigh its importance with the VLMs’ conditional $p_{vl}(x_t|c)$.

Fluency masking. The log visual weights $PMI(x_t, c|x_{<t})$ of VLIS is a log-likelihood ratio and is unbounded. Hence, some extreme cases, such as tiny values of the marginal likelihood $p_{vl}(x_t|x_{<t})$ may overrule the language generation process of the text-only model, yielding degenerate text. To prevent such text degeneracy, we apply a fluency mask to our importance sampling score $f(x_t|x_{<t}, c)$: only the tokens with text-only likelihood larger than the threshold α are allowed to be selected. We omit the dependency on the contexts $x_{<t}, c$ in the equation below for simplicity.

$$\tilde{f}(x_t) = \begin{cases} f(x_t), & \text{if } x_t \in \mathcal{V}_{top} \\ -inf, & \text{otherwise} \end{cases} \quad (9)$$

$$\mathcal{V}_{top} = \{x_t | p_{text}(x_t) \geq \alpha\} \quad (10)$$

Intuitively, this mask filters out any token candidates the text-only model sees as the next token with a probability lower than α . We fix the fluency threshold to $\alpha = 0.001$ in all experiments except for an alternative architecture (appendix E). Still, VLIS is not overly sensitive to the specific value of the fluency threshold. We conduct a hyperparameter search experiment to verify this in appendix D.

The token that maximizes this final score $\tilde{f}(x_t|c, x_{<t})$ is greedily selected as the next token. When VLIS is combined with other decoding methods, such as beam search, the score substitutes the original token likelihood as per-token scores.

3 Experiments: Describing Facts

We verify that VLIS can alleviate the factual inaccuracy concern raised in Figure 1 with various multimodal benchmarks: weirdness identification §3.1, commonsense understanding §3.2, and scientific reasoning §3.3. VLIS consistently outperforms the backbone VLM and shows comparable factual correctness to the strong baselines.

Experimental setups. We explore two experimental setups. Our experiments on the WHOOPS dataset incorporate LLAVA (Liu et al., 2023) and Lynx (Zeng et al., 2023) as the VLMs and Vicuna 7B (Chiang et al., 2023) as the text-only model. In the VQA experiments, we use BLIP-2 OPT 2.7B (Li et al., 2023b) and OPT IML Max

Models	Pipe	0-shot	Acc (%)
Chance			50
BLIP-2		✓	50
BLIP-2			<u>73</u>
Model Caption	✓	✓	59
GT Caption	✓	✓	74
VLM (LLAVA)	✓	✓	59
VLM (Lynx)	✓	✓	71
Ours (LLAVA)	✓	✓	<u>73</u>
Ours (Lynx)	✓	✓	80

Table 1: Results in the *identification of weird images* task of WHOOPS dataset (Bitton-Guetta et al., 2023). *Pipe* represents further pipelining with GPT3 and *0-shot* denotes a zero-shot method. The best numbers are **bolded** and the second best ones are underlined.

1.3B (Iyer et al., 2022) as our backbones.¹ Note that the choices of model pairs are intentional: we impose similar computational requirements on both the VLM and the text-only model to limit the additional computational burden of VLIS. In both cases, we use the base VLM as a general baseline to evaluate the gain from VLIS. Also, to verify the contribution of the PMI weights, we implement Naïve Ensemble which simply multiplies the token likelihood of the VLM and the text-only model.

Evaluation metrics. We evaluate closed-ended questions with binary (WHOOPS) and multi-choice (ScienceQA) accuracy. The open-ended VQAs (OK-VQA and VQAv2) use the task-specific VQA metric (Antol et al., 2015).


3.1 Identification of Weird Images

WHOOPS (Bitton-Guetta et al., 2023) is a visual commonsense benchmark to check a VLM’s capability to understand images that defy commonsense. We adopt *identification of weird images*, a subtask of the WHOOPS benchmark, which tasks a model to discriminate potentially weird images.

Approach and Baselines. Following the original paper (Bitton-Guetta et al., 2023), we employ *pipelining* to turn the original binary classification problem into a description generation problem. Specifically, *pipelining* means that a model first generates explanation-of-violation (EoV) description of the given two images, which is then

¹We assign different tasks for different backbones for fair comparisons: BLIP-2 fails to generate long explanation-of-violation since it is only trained on short captions, while it is not trivial to evaluate LLAVA on short-answer VQAs in a zero-shot manner due to its tendency to generate long explanations.

What is unusual about this image?



VLIS

Albert Einstein holding a smartphone is unusual because he lived before the invention of such technology.

VLM

it is not common to see a **professional** in a field like science using a cell phone.



VLIS

Duck swimming alongside baby **rubber ducks** in the image is unusual as they are not a real animal.

VLM

It is not very common to see a large bird with **three ducklings** at once.

Figure 3: Qualitative samples from WHOOPS (Bitton-Guetta et al., 2023) experiments. As marked in **green**, specific descriptions are required to explain weirdness.

processed to the off-the-shelf text-only classifier GPT3 (Brown et al., 2020) to yield a binary decision on which image is weird. We use VLIS to generate such EoV descriptions. The pipelined baselines include EoV from the backbone VLM (LLAVA), conventional machine-generated captions, and ground-truth captions from the WHOOPS dataset. We also include pipeline-less BLIP-2 (both supervised and zero-shot) as a baseline. The same prompt we used for both VLIS and the backbone VLM is illustrated in appendix F.

Results. Table 1 and Figure 3 presents results with LLAVA (Liu et al., 2023), an instruction-tuned VLM. VLIS-generated weirdness explanations perform on par with the ground-truth captions, which are manually annotated to contain details necessary to identify the strangeness. Also, our method as a zero-shot method shows comparable performance to the supervised baseline BLIP-2. Interestingly, LLAVA alone cannot outperform conventional captions, even with instruction tuning and prompting.

3.2 Commonsense Understanding

Unimodal language models embody commonsense knowledge (Petroni et al., 2019; Davison et al., 2019; Tamborrino et al., 2020). If VLIS can inherit this commonsense understanding capability, it would outperform the base VLM in tasks requiring both commonsense and visual understanding. Here, we examine this possibility with a commonsense VQA benchmark of OK-VQA (Marino et al., 2019). Further, VLIS is also shown to maintain visual specificity in VQAv2 (Goyal et al., 2017).

Approach and baselines. We use OK-

Models	V	L	OKVQA	VQAv2
FewVLM	✓		16.5	47.7
Frozen	✓		5.9	29.6
VLKD	✓		13.3	42.6
BLIP-2	✓		31.7	53.5
OPT-IML		✓	19.1	36.0
Naïve	✓	✓	26.6	34.6
Ensemble	✓	✓	26.6	34.6
Ours	✓	✓	34.2	53.6

Table 2: Results in the validation set of OK-VQA (Marino et al., 2019) and VQAv2 (Goyal et al., 2017). *V* denotes using a VLM and *L* denotes using a unimodal language model.

Models	IMG	TXT	NO	ALL
UnifiedQA _{Small}	44.1	50.2	44.5	45.8
UnifiedQA _{Base}	48.1	53.1	46.7	48.5
GPT-3	65.7	74.2	79.6	74.0
BLIP-2	35.5	34.6	24.2	28.2
OPT-IML	45.4	52.2	49.8	49.0
Naïve Ensemble	45.9	53.6	49.7	49.7
Ours	49.3	53.1	49.1	50.2

Table 3: Zero-shot results on ScienceQA test set (Lu et al., 2022a). *IMG* denotes subset with image context, *TXT* the text context subset, and *NO* the subset without any context.

VQA (Marino et al., 2019) as an example of commonsense-augmented VQA and VQAv2 (Goyal et al., 2017) as a visually intensive VQA problem. We compare VLIS with strong VLM models, including FewVLM (Jin et al., 2022), Frozen (Tsimpoukelli et al., 2021), and VLKD (Dai et al., 2022).

Results: commonsense knowledge. In the OK-VQA (Marino et al., 2019) experiment in Table 2, we show that VLIS achieves meaningful development over the backbone VLM (BLIP-2). Also, the text-only backbone (OPT-IML) and Naïve Ensemble perform substantially worse, proving that VLIS is not just imitating the text-only model outputs. Instead, VLIS adaptively fuses the commonsense understanding capability of the text-only model with the visual conditioning of the VLM.

Results: maintaining visual specificity. When VQAs do not require text-based reasoning, VLIS should focus on visual conditioning only. The right-most column of Table 2 summarizes results on VQAv2 (Goyal et al., 2017) dataset, a VQA dataset that has its textual bias intentionally removed. As

Model	Zeroshot	Cap	Desc
Kreiss et al.		11.3	17.4
Socratic Model	✓	38.9	22.6
BLIP-2	✓	20.0	30.6
Naïve Ensemble	✓	24.7	18.4
Ours	✓	44.1	28.3

Table 4: Results on Concadia (Kreiss et al., 2022) test set. *Cap* denotes caption and *Desc* description annotations. We report CIDEr following the literature.

Model	Shots	M	C	B4
Krause et al.	Full	16.0	13.5	8.7
Liang et al.	Full	17.1	16.8	9.0
SCST	Full	13.6	13.8	5.9
SCST _{Rep. Penalty}	Full	17.9	30.6	10.6
HSGED	Full	18.3	36.0	11.3
PaG-MEG-SCST	Full	18.2	29.4	11.5
BLIP-2	3	10.8	6.5	4.9
OPT-IML	3	9.5	2.5	2.2
Naïve Ensemble	3	9.8	6.0	3.6
Ours	3	14.6	14.8	6.4

Table 5: Results on the Paragraph Captioning (Krause et al., 2017) test set. *M* denotes METEOR, *C* CIDEr, and *B4* Bleu-4 scores.

shown in the VQA score, VLIS (Ours) preserves the VQA capability of the backbone VLM (BLIP-2). Note that Naïve Ensemble falls behind the text-only backbone (OPT-IML), offering a poor trade-off between visual and linguistic understanding.

3.3 Scientific Reasoning

ScienceQA (Lu et al., 2022a) evaluates multimodal science reasoning capability. Here, the goal of VLIS would be to improve the answers in the presence of image contexts (IMG) and preserve the answers from the text-only model in the absence of such visual context (TXT and NO).

Baselines. We compare our zero-shot VLIS against zero-shot baselines including a VLM (UnifiedQA (Khashabi et al., 2020)) and a text-only language model (GPT-3 (Brown et al., 2020)).

Results. Table 3 demonstrates the findings in ScienceQA. On IMG split, VLIS significantly improves the text-only OPT-IML and Naïve Ensemble baselines. Also, VLIS maintains the performance of the text-only backbone in TXT and NO split. Finally, the base VLM (BLIP-2) falls behind by a wide margin, indicating that solid language understanding is necessary for scientific reasoning.

4 Experiments: Text Generation

In addition to factual knowledge, text-only language models manifest two critical capabilities: following prompt instructions and generating fluent and diverse text. We demonstrate that VLIS extends these qualities to the visual domain with contextualized captioning (§4.1), paragraph captioning (§4.2), and visual story generation (§4.3).

Metrics. Both captioning benchmarks use automatic text metrics, including CIDEr (Vedantam et al., 2015), METEOR (Banerjee and Lavie, 2005), and Bleu-4 (Papineni et al., 2002). In the open-ended generation problem of visual storytelling, we use various fluency metrics (2-gram repetition, diversity, coherence, MAUVE (Pillutla et al., 2021)) and a visual strength metric (CLIPScore (Hessel et al., 2021)). Refer to (Su et al., 2022a) for details on the fluency metrics.

4.1 Contextualized Captioning

Concadia (Kreiss et al., 2022) is an image captioning dataset with the additional context of a paragraph from the Wikipedia article. The dataset provides two types of annotations: *caption*, which takes the article into account and *description*, which ignores the article context.

Approach and Baselines. Following the original evaluation scheme (Kreiss et al., 2022), we generate a single text to compare against both the ground-truth *caption* and *description*. We include both supervised (Kreiss et al., 2022) and zero-shot (Socratic Model (Zeng et al., 2022)) baselines.

Result. In Table 4, VLIS outperforms the Socratic Model (Zeng et al., 2022) implementation based on a stronger language model (GPT-3 175B (Brown et al., 2020)). Interestingly, the base VLM (BLIP-2) and VLIS (Ours) show a completely different text style. VLIS captions are better aligned with *caption*-style, showing that our method reflects the Wikipedia article better than the baselines. On the other hand, the VLM generates *description*-style texts better. Still, VLIS captions are similar to the visually intensive caption (*description*) compared to all other baselines except for the VLM.

4.2 Paragraph Captioning

Image Paragraph Captioning (Krause et al., 2017) has paragraph-long captions that describe the image in finer detail than sentence-level captions.

Approach and baselines. We saw that neither the VLM nor the text-only model could follow the

Models	rep-2↓	div.↑	coh.↑	Mauve↑	CLIP↑
Cont. Search	2.60	0.97	0.34	0.86	0.65
MAGIC	2.49	0.97	0.38	0.85	0.68
BLIP-2	24.26	0.39	0.32	0.47	0.87
Naïve Ensemble	1.85	0.98	0.27	0.93	0.67
Ours	2.31	0.97	0.38	0.96	0.72

Table 6: Results in the ROCStories story generation dataset (Mostafazadeh et al., 2016). *rep-2* denotes 2-gram repetition, *div.* diversity, *coh.* coherence, and *CLIP*. CLIPScore. Higher is better except for *rep-2*.

style of the ground-truth annotation in early experiments. Hence, we provide the model with three in-context examples (3-shot). Note that the setting is still much more challenging compared to that of the fully supervised baselines (Krause et al. (Krause et al., 2017), Liang et al. (Liang et al., 2017), SCST with repetition penalty (Melas-Kyriazi et al., 2018), HSGED (Yang et al., 2020), and PaG-MEG-SCST (Nguyen and Fernando, 2022)).

Results. As visible in Table 5, VLIS greatly improves the base VLM (BLIP-2) to generate paragraph captions comparable to the supervised baselines. We provide an interpretation of this improvement in qualitative samples in appendix G: VLIS shows less text degeneracy than the base VLM, while keeping visual hallucination at a minimum unlike Naïve Ensemble.

4.3 Story Generation

Story generation is an open-ended generation task. To excel at it, VLIS should generate open-ended text without falling into text degeneracy, all the while staying close to the image context.

Approach and baselines. Unlike previous experiments, here we use a supervised text-only model (Su et al., 2022b) finetuned on text-only ROCStories (Mostafazadeh et al., 2016) dataset. Hence, we can safely assume that this specialist text-only model knows the language "better" than the VLM in story generation. We include both visually-conditioned (MAGIC (Su et al., 2022a)) and text-only (Contrastive search (Su and Collier, 2023)) baselines. Refer to appendix B for more details on the baseline results.

Results. Table 6 presents the results of open-ended story generation. VLIS outperforms both Contrastive Search and MAGIC in all metrics. While Naïve Ensemble builds more diverse text (*rep-2* and *div.*), its severely low coherence score suggests that its stories are less consistent, as represented in qualitative samples of appendix G. Fi-

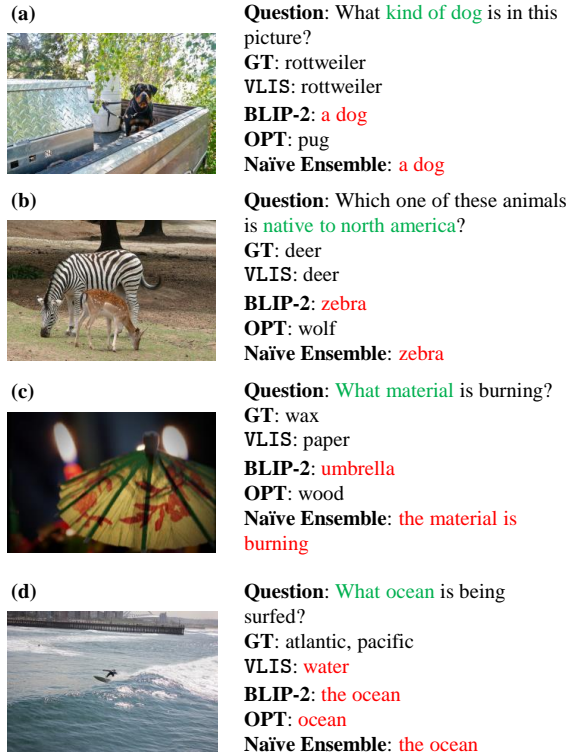


Figure 4: Generation results in the OK-VQA dataset (Marino et al., 2019). We color the intention of the question green and answers that defy such intention with red. (c) and (d) are failure cases.

nally, while the base VLM (BLIP-2) shows high image-text correspondence as reflected in high CLIPScore, it cannot generate an articulate story as its low performance on other scores shows.

5 Qualitative Results

Commonsense Understanding. Figure 4 illustrates zero-shot results in the OK-VQA dataset (Marino et al., 2019). In (a) and (b), the baselines including the base VLM and Naïve Ensemble fail to understand the intention of the question (*kind of dog* and *native to north america*). While the text-only model understands the question better and suggests plausible answer candidates (*pug* and *wolf*), it has no access to the visual inputs and ultimately outputs an incorrect answer. On the other hand, VLIS sensibly combines commonsense reasoning and visual context.

Results for images (c) and (d) depict the failure cases. In (c), VLIS follows the reasoning process of the text-only language model to deduce that the answer should be a type of material. However, as the VLM focuses on the frontal object (*umbrella*), VLIS wrongly concludes the answer is the mate-



(a) 	<p><i>Hey, It's me</i> VLIS: , your son's teacher, and I'm going to show you a picture of me and your son. BLIP-2: , person.</p>	<p><i>Today I went</i> VLIS: to the library to pick up a book for my son and found out that they have a special section for children with special needs. BLIP-2: to the museum with my son.</p>	<p><i>Here is a romantic message. Answer:</i> VLIS: I love you and I want to spend the rest of my life in front of you smiling and touching BLIP-2: love you mom</p>
(b) 	<p><i>Hey, It's me</i> VLIS: your friend. I have an apple computer and I'm going to be at the convention in a few weeks. BLIP-2: cynthia, I'm a computer scientist.</p>	<p><i>Today I went</i> VLIS: to an Apple store. I bought an iMac, a keyboard, and a trackpad for my wife's computer. BLIP-2: to a conference.</p>	<p><i>Here is a romantic message. Answer:</i> VLIS: Dear John, I love you. You are the apple of my eye. Yours truly BLIP-2: I love you.</p>

Figure 5: Open-ended generation results with BLIP-2 (Li et al., 2023b) as the base VLM. We use three text prompts (*Hey, It's me*, *Today I went*, and *Here is a romantic message. Answer:*) to test whether VLIS can actively adjust its response according to the text prompt while maintaining visual alignment.

rial of that object (*paper*, which is coincidentally a flammable material as well). In (d), the text-only model produces an incoherent output (*ocean*). VLIS inherits this misinterpretation and likewise generates an incorrect answer (*water*). In conclusion, VLIS induces coordination of the VLM’s visual specificity and the text-only model’s common-sense understanding but carries on the modeling insufficiency of the individual modalities.

Open-Ended Generation. Lastly, we demonstrate the open-ended generation capability of VLIS in Figure 5. Here, VLIS should condition its output on the diverse text prompt and the image. Unlike the base VLM, it clings tighter to the prompt and produces realistic self-introduction (*hey, it's me*), personal journal (*today I went*), and romantic messages (*here is a romantic message. answer:*). Also, VLIS plays pun on the word *apple* (see *apple laptop* in the image and *apple of my eye*). Refer to appendix G for more baseline samples.

6 Related Work

Combining VLMs with text-only LMs. Early large-scale VLMs (LXMERT (Tan and Bansal, 2019), VisualBERT (Li et al., 2019) and ViLBERT (Lu et al., 2019)) saw the benefits of text-only pretraining by initializing their text encoder with a masked language model BERT (Kenton and Toutanova, 2019). Later, Frozen (Tsim-poukelli et al., 2021) started a trend of freezing the language model and learning only the vision-language relationship. More recent models such as Flamingo (Alayrac et al., 2022) and BLIP-2 (Li et al., 2023b) also freeze the image encoder. ES-PPER (Yu et al., 2022) uses reinforcement learning to combine image encoders with language models.

Better aligned with our approach are decoding-oriented methods for image-conditioned text gen-

eration. ZeroCap (Tewel et al., 2022) uses the gradient signal from a pretrained image-text alignment scorer (CLIP (Radford et al., 2021)) to update the language model’s memory. Magic (Su et al., 2022a) also utilizes CLIP. Unlike ZeroCap and Magic, VLIS utilizes autoregressive VLMs (Li et al., 2023b), rather than CLIP.

Language Model Decoding. Language model decoding is the process of generating text from a pretrained language model. Traditional decoding methods use greedy decoding and beam search to find the most likely sequence of words. The truncated sampling algorithms such as Top K sampling (Fan et al., 2018; Holtzman et al., 2018; Radford et al., 2019), Nucleus sampling (Holtzman et al., 2020), and Typical P sampling (Meister et al., 2022) have been proposed to avoid text degeneracy. Recent deterministic algorithms, such as Contrastive decoding (Li et al., 2022b) and contrastive search (Su et al., 2022b; Su and Collier, 2023), provide a better trade-off between text fluency and model likelihood. Neurologic (Lu et al., 2021) and Neurologic A*esque decoding (Lu et al., 2022b) control the language models to include given words in their outputs. Concurrently with our work, ZEROGEN (Tu et al., 2023) extends the task of controllable text generation to the multimodal domain. As shown in the experiments, VLIS can be used jointly with any decoding method, including beam search and contrastive search.

7 Conclusion

We propose VLIS, a novel framework to alleviate the language modeling burden of visual-language models (VLMs). VLIS combines the linguistic understanding capability of the text-only language models with the visual conditioning strength of the VLMs by importance sampling. To isolate

the VLMs’ visual conditioning power, VLIS uses pointwise mutual information to suppress their text-only marginal distribution. Our framework enhances the base VLM in commonsense reasoning (WHOOOPS (Bitton-Guetta et al., 2023), OK-VQA (Marino et al., 2019), and ScienceQA (Lu et al., 2022a)) and complicated text generation (Concadia (Kreiss et al., 2022), Image Paragraph Captioning (Krause et al., 2017), and ROCStories (Mostafazadeh et al., 2016)) problems. In the future, VLIS can be extended to incorporate other modalities for which the paired multimodal data is even scarcer. We hope that VLIS sparks an interest in better utilization of off-the-shelf multimodal pretrained models.

8 Ethical Considerations & Limitations

Potential ethical concerns. As an inference time method, VLIS inherits some known problems of both the VLMs and the unimodal text-only language models as well:

- **Hallucination:** VLMs are known to hallucinate information absent in the training data (Rohrbach et al., 2018). While VLIS may strengthen visual conditioning and thereby contribute to reducing the rate of visual hallucination, completely eradicating it is beyond the scope of this research.
- **Social bias:** It is widely known that VLMs reflect or even amplify (Hendricks et al., 2018; Hirota et al., 2022) social bias (e.g. gender or race) in the training data. We have yet to determine how VLIS affects social bias in the base models. Thus, outputs generated using VLIS may contain social bias.

It is a meaningful direction to combine VLIS with reinforcement learning (Ramamurthy et al., 2023; Yu et al., 2023) or reward-based decoding algorithm (Su et al., 2022a) to alleviate the problems above, but we leave that to future research.

Limitation of VLIS and future work. Firstly, we acknowledge that this paper only explores a small fraction of the possible combinations of text-only models and VLMs. A large-scale wide search in this regard would reveal 1) the better-performing pairs of text-only LM and VLM and 2) the required characteristics of a good model pair.

Secondly, VLIS could be extended to more modalities than the image-to-text generation problem covered here. Other modalities, such as audio

and document may also benefit from applying VLIS to their modality-specific foundational model.

Finally, VLIS can be short-sighted. The method combines the outputs of the VLMs and the text-only models at the very last stage of token likelihood. As a result, VLIS score might be misleading when both models assign high probabilities to the same token for different reasons (e.g. homophones). It may help to estimate scores for the future generated text by rolling out a few generative steps and aggregating the output (Lu et al., 2022b), which we leave to future works.

9 Acknowledgement

This work was supported by Institute of Information & communications Technology Planning & Evaluation (IITP) grant funded by the Korea government (MSIT) (No.2020-0-01361), Institute for Project-Y, and NCSoft Vision/NLP Center.

References

- Jean-Baptiste Alayrac, Jeff Donahue, Pauline Luc, Antoine Miech, Iain Barr, Yana Hasson, Karel Lenc, Arthur Mensch, Katie Millican, Malcolm Reynolds, et al. 2022. Flamingo: a visual language model for few-shot learning. *arXiv preprint arXiv:2204.14198*.
- Stanislaw Antol, Aishwarya Agrawal, Jiasen Lu, Margaret Mitchell, Dhruv Batra, C. Lawrence Zitnick, and Devi Parikh. 2015. VQA: Visual Question Answering. In *International Conference on Computer Vision (ICCV)*.
- Anas Awadalla, Irena Gao, Joshua Gardner, Jack Hessel, Yusuf Hanafy, Wanrong Zhu, Kalyani Marathe, Yonatan Bitton, Samir Gadre, Jenia Jitsev, Simon Kornblith, Pang Wei Koh, Gabriel Ilharco, Mitchell Wortsman, and Ludwig Schmidt. 2023. [Open-flamingo](#).
- Satanjeev Banerjee and Alon Lavie. 2005. METEOR: An automatic metric for MT evaluation with improved correlation with human judgments. In *Proceedings of the ACL Workshop on Intrinsic and Extrinsic Evaluation Measures for Machine Translation and/or Summarization*, pages 65–72.
- Nitzan Bitton-Guetta, Yonatan Bitton, Jack Hessel, Ludwig Schmidt, Yuval Elovici, Gabriel Stanovsky, and Roy Schwartz. 2023. Breaking common sense: Whoops! a vision-and-language benchmark of synthetic and compositional images. *arXiv preprint arXiv:2303.07274*.
- Tom Brown, Benjamin Mann, Nick Ryder, Melanie Subbiah, Jared D Kaplan, Prafulla Dhariwal, Arvind Neelakantan, Pranav Shyam, Girish Sastry, Amanda Askell, et al. 2020. Language models are few-shot

- learners. *Advances in Neural Information Processing Systems (NeurIPS)*, 33:1877–1901.
- Wei-Lin Chiang, Zhuohan Li, Zi Lin, Ying Sheng, Zhanghao Wu, Hao Zhang, Lianmin Zheng, Siyuan Zhuang, Yonghao Zhuang, Joseph E. Gonzalez, Ion Stoica, and Eric P. Xing. 2023. [Vicuna: An open-source chatbot impressing gpt-4 with 90%* chatgpt quality](#).
- Hyung Won Chung, Le Hou, Shayne Longpre, Barret Zoph, Yi Tay, William Fedus, Eric Li, Xuezhi Wang, Mostafa Dehghani, Siddhartha Brahma, et al. 2022. Scaling instruction-finetuned language models. *arXiv preprint arXiv:2210.11416*.
- Kenneth Church and Patrick Hanks. 1990. Word association norms, mutual information, and lexicography. *Computational linguistics*, 16(1):22–29.
- Wenliang Dai, Lu Hou, Lifeng Shang, Xin Jiang, Qun Liu, and Pascale Fung. 2022. Enabling multimodal generation on clip via vision-language knowledge distillation. In *Findings of the Association for Computational Linguistics: ACL 2022*, pages 2383–2395.
- Wenliang Dai, Junnan Li, Dongxu Li, Anthony Meng Huat Tiong, Junqi Zhao, Weisheng Wang, Boyang Li, Pascale Fung, and Steven Hoi. 2023. [Instructblip: Towards general-purpose vision-language models with instruction tuning](#).
- Joe Davison, Joshua Feldman, and Alexander M Rush. 2019. Commonsense knowledge mining from pre-trained models. In *Proceedings of the 2019 conference on empirical methods in natural language processing and the 9th international joint conference on natural language processing (EMNLP-IJCNLP)*, pages 1173–1178.
- Tim Dettmers, Mike Lewis, Younes Belkada, and Luke Zettlemoyer. 2022. Llm.int8(): 8-bit matrix multiplication for transformers at scale. *arXiv preprint arXiv:2208.07339*.
- Angela Fan, Mike Lewis, and Yann Dauphin. 2018. Hierarchical neural story generation. In *Proceedings of the 56th Annual Meeting of the Association for Computational Linguistics (Volume 1: Long Papers) (ACL)*, pages 889–898.
- Yash Goyal, Tejas Khot, Douglas Summers-Stay, Dhruv Batra, and Devi Parikh. 2017. Making the v in vqa matter: Elevating the role of image understanding in visual question answering. In *Proceedings of the IEEE conference on computer vision and pattern recognition (CVPR)*, pages 6904–6913.
- Lisa Anne Hendricks, Kaylee Burns, Kate Saenko, Trevor Darrell, and Anna Rohrbach. 2018. Women also snowboard: Overcoming bias in captioning models. In *Proceedings of the European conference on computer vision (ECCV)*, pages 771–787.
- Jack Hessel, Ari Holtzman, Maxwell Forbes, Ronan Le Bras, and Yejin Choi. 2021. Clipscore: A reference-free evaluation metric for image captioning. In *Proceedings of the 2021 Conference on Empirical Methods in Natural Language Processing (EMNLP)*, pages 7514–7528.
- Yusuke Hirota, Yuta Nakashima, and Noa Garcia. 2022. Quantifying societal bias amplification in image captioning. In *Proceedings of the IEEE/CVF Conference on Computer Vision and Pattern Recognition*, pages 13450–13459.
- Jordan Hoffmann, Sebastian Borgeaud, Arthur Mensch, Elena Buchatskaya, Trevor Cai, Eliza Rutherford, Diego de Las Casas, Lisa Anne Hendricks, Johannes Welbl, Aidan Clark, et al. 2022. Training compute-optimal large language models. *arXiv preprint arXiv:2203.15556*.
- Ari Holtzman, Jan Buys, Li Du, Maxwell Forbes, and Yejin Choi. 2020. The curious case of neural text degeneration. In *International Conference on Learning Representations (ICLR)*.
- Ari Holtzman, Jan Buys, Maxwell Forbes, Antoine Bosselut, David Golub, and Yejin Choi. 2018. Learning to write with cooperative discriminators. In *Proceedings of the 56th Annual Meeting of the Association for Computational Linguistics (Volume 1: Long Papers) (ACL)*, pages 1638–1649.
- Shaohan Huang, Li Dong, Wenhui Wang, Yaru Hao, Saksham Singhal, Shuming Ma, Tengchao Lv, Lei Cui, Owais Khan Mohammed, Qiang Liu, et al. 2023. Language is not all you need: Aligning perception with language models. *arXiv preprint arXiv:2302.14045*.
- Taichi Iki and Akiko Aizawa. 2021. Effect of visual extensions on natural language understanding in vision-and-language models. In *Proceedings of the 2021 Conference on Empirical Methods in Natural Language Processing*, pages 2189–2196.
- Srinivasan Iyer, Xi Victoria Lin, Ramakanth Pasunuru, Todor Mihaylov, Dániel Simig, Ping Yu, Kurt Shuster, Tianlu Wang, Qing Liu, Punit Singh Koura, et al. 2022. Opt-impl: Scaling language model instruction meta learning through the lens of generalization. *arXiv preprint arXiv:2212.12017*.
- Woojeong Jin, Yu Cheng, Yelong Shen, Weizhu Chen, and Xiang Ren. 2022. A good prompt is worth millions of parameters: Low-resource prompt-based learning for vision-language models. In *Proceedings of the 60th Annual Meeting of the Association for Computational Linguistics (Volume 1: Long Papers)*, pages 2763–2775.
- Jacob Devlin Ming-Wei Chang Kenton and Lee Kristina Toutanova. 2019. Bert: Pre-training of deep bidirectional transformers for language understanding. In *Proceedings of NAACL-HLT*, pages 4171–4186.

- Daniel Khashabi, Sewon Min, Tushar Khot, Ashish Sabharwal, Oyvind Tafjord, Peter Clark, and Hannaneh Hajishirzi. 2020. Unifiedqa: Crossing format boundaries with a single qa system. In *Findings of the Association for Computational Linguistics: EMNLP 2020*, pages 1896–1907.
- Takeshi Kojima, Shixiang Shane Gu, Machel Reid, Yutaka Matsuo, and Yusuke Iwasawa. 2022. Large language models are zero-shot reasoners. *ArXiv*, abs/2205.11916.
- Jonathan Krause, Justin Johnson, Ranjay Krishna, and Li Fei-Fei. 2017. A hierarchical approach for generating descriptive image paragraphs. In *Proceedings of the IEEE Conference on Computer Vision and Pattern Recognition (CVPR)*, pages 317–325.
- Elisa Kreiss, Fei Fang, Noah Goodman, and Christopher Potts. 2022. Concadia: Towards image-based text generation with a purpose. In *Proceedings of the 2022 Conference on Empirical Methods in Natural Language Processing (EMNLP)*, pages 4667–4684.
- Bo Li, Yuanhan Zhang, Liangyu Chen, Jinghao Wang, Jingkang Yang, and Ziwei Liu. 2023a. Otter: A multi-modal model with in-context instruction tuning. *arXiv preprint arXiv:2305.03726*.
- Junnan Li, Dongxu Li, Silvio Savarese, and Steven Hoi. 2023b. Blip-2: Bootstrapping language-image pre-training with frozen image encoders and large language models. *arXiv preprint arXiv:2301.12597*.
- Junnan Li, Dongxu Li, Caiming Xiong, and Steven Hoi. 2022a. Blip: Bootstrapping language-image pre-training for unified vision-language understanding and generation. In *International Conference on Machine Learning*, pages 12888–12900. PMLR.
- Liunian Harold Li, Mark Yatskar, Da Yin, Cho-Jui Hsieh, and Kai-Wei Chang. 2019. Visualbert: A simple and performant baseline for vision and language. *arXiv preprint arXiv:1908.03557*.
- Xiang Lisa Li, Ari Holtzman, Daniel Fried, Percy Liang, Jason Eisner, Tatsunori Hashimoto, Luke Zettlemoyer, and Mike Lewis. 2022b. Contrastive decoding: Open-ended text generation as optimization. *arXiv preprint arXiv:2210.15097*.
- Xiaodan Liang, Zhiting Hu, Hao Zhang, Chuang Gan, and Eric P Xing. 2017. Recurrent topic-transition gan for visual paragraph generation. In *Proceedings of the IEEE International Conference on Computer Vision (ICCV)*, pages 3362–3371.
- Haotian Liu, Chunyuan Li, Qingyang Wu, and Yong Jae Lee. 2023. Visual instruction tuning.
- Jiasen Lu, Dhruv Batra, Devi Parikh, and Stefan Lee. 2019. Vilbert: Pretraining task-agnostic visiolinguistic representations for vision-and-language tasks. *Advances in Neural Information Processing Systems (NeurIPS)*, 32.
- Pan Lu, Swaroop Mishra, Tony Xia, Liang Qiu, Kai-Wei Chang, Song-Chun Zhu, Oyvind Tafjord, Peter Clark, and Ashwin Kalyan. 2022a. Learn to explain: Multimodal reasoning via thought chains for science question answering. In *The 36th Conference on Neural Information Processing Systems (NeurIPS)*.
- Ximing Lu, Sean Welleck, Peter West, Liwei Jiang, Jungo Kasai, Daniel Khashabi, Ronan Le Bras, Lianhui Qin, Youngjae Yu, Rowan Zellers, et al. 2022b. Neurologic a* esque decoding: Constrained text generation with lookahead heuristics. In *Proceedings of the 2022 Conference of the North American Chapter of the Association for Computational Linguistics: Human Language Technologies*, pages 780–799.
- Ximing Lu, Peter West, Rowan Zellers, Ronan Le Bras, Chandra Bhagavatula, and Yejin Choi. 2021. Neurologic decoding:(un) supervised neural text generation with predicate logic constraints. In *Proceedings of the 2021 Conference of the North American Chapter of the Association for Computational Linguistics: Human Language Technologies*, pages 4288–4299.
- Kenneth Marino, Mohammad Rastegari, Ali Farhadi, and Roozbeh Mottaghi. 2019. Ok-vqa: A visual question answering benchmark requiring external knowledge. In *Conference on Computer Vision and Pattern Recognition (CVPR)*.
- Clara Meister, Tiago Pimentel, Gian Wiher, and Ryan Cotterell. 2022. Locally typical sampling. *Transactions of the Association for Computational Linguistics (TACL)*, 11:102–121.
- Luke Melas-Kyriazi, Alexander M Rush, and George Han. 2018. Training for diversity in image paragraph captioning. In *Proceedings of the 2018 Conference on Empirical Methods in Natural Language Processing (EMNLP)*, pages 757–761.
- Kevin Meng, David Bau, Alex Andonian, and Yonatan Belinkov. 2022. Locating and editing factual associations in gpt. *Advances in Neural Information Processing Systems*, 35:17359–17372.
- Nasrin Mostafazadeh, Nathanael Chambers, Xiaodong He, Devi Parikh, Dhruv Batra, Lucy Vanderwende, Pushmeet Kohli, and James Allen. 2016. A corpus and cloze evaluation for deeper understanding of commonsense stories. In *Proceedings of the 2016 Conference of the North American Chapter of the Association for Computational Linguistics: Human Language Technologies (NAACL)*, pages 839–849.
- Thanh-Son Nguyen and Basura Fernando. 2022. Effective multimodal encoding for image paragraph captioning. *IEEE Transactions on Image Processing*, 31:6381–6395.
- Kishore Papineni, Salim Roukos, Todd Ward, and Wei-Jing Zhu. 2002. Bleu: a method for automatic evaluation of machine translation. In *Proceedings of the 40th Annual Meeting of the Association for Computational Linguistics*, pages 311–318.

- Fabio Petroni, Tim Rocktäschel, Sebastian Riedel, Patrick Lewis, Anton Bakhtin, Yuxiang Wu, and Alexander Miller. 2019. Language models as knowledge bases? In *Proceedings of the 2019 Conference on Empirical Methods in Natural Language Processing and the 9th International Joint Conference on Natural Language Processing (EMNLP-IJCNLP)*, pages 2463–2473.
- Krishna Pillutla, Swabha Swayamdipta, Rowan Zellers, John Thickstun, Sean Welleck, Yejin Choi, and Zaid Harchaoui. 2021. Mauve: Measuring the gap between neural text and human text using divergence frontiers. *Advances in Neural Information Processing Systems (NeurIPS)*, 34:4816–4828.
- Chengwei Qin, Aston Zhang, Zhuosheng Zhang, Jiao Chen, Michihiro Yasunaga, and Diyi Yang. 2023. Is chatgpt a general-purpose natural language processing task solver? *arXiv preprint arXiv:2302.06476*.
- Alec Radford, Jong Wook Kim, Chris Hallacy, Aditya Ramesh, Gabriel Goh, Sandhini Agarwal, Girish Sastry, Amanda Askell, Pamela Mishkin, Jack Clark, et al. 2021. Learning transferable visual models from natural language supervision. In *International Conference on Machine Learning (ICML)*, pages 8748–8763. PMLR.
- Alec Radford, Jeffrey Wu, Rewon Child, David Luan, Dario Amodei, Ilya Sutskever, et al. 2019. Language models are unsupervised multitask learners. *OpenAI blog*, 1(8):9.
- Colin Raffel, Noam Shazeer, Adam Roberts, Katherine Lee, Sharan Narang, Michael Matena, Yanqi Zhou, Wei Li, and Peter J Liu. 2020. Exploring the limits of transfer learning with a unified text-to-text transformer. *The Journal of Machine Learning Research*, 21(1):5485–5551.
- Rajkumar Ramamurthy, Prithviraj Ammanabrolu, Kianté Brantley, Jack Hessel, Rafet Sifa, Christian Bauckhage, Hannaneh Hajishirzi, and Yejin Choi. 2023. Is reinforcement learning (not) for natural language processing?: Benchmarks, baselines, and building blocks for natural language policy optimization. In *International Conference on Learning Representations (ICLR)*.
- Anna Rohrbach, Lisa Anne Hendricks, Kaylee Burns, Trevor Darrell, and Kate Saenko. 2018. Object hallucination in image captioning. In *Proceedings of the 2018 Conference on Empirical Methods in Natural Language Processing*, pages 4035–4045.
- Dustin Schwenk, Apoorv Khandelwal, Christopher Clark, Kenneth Marino, and Roozbeh Mottaghi. 2022. A-okvqa: A benchmark for visual question answering using world knowledge. In *Computer Vision—ECCV 2022: 17th European Conference, Tel Aviv, Israel, October 23–27, 2022, Proceedings, Part VIII*, pages 146–162. Springer.
- Yixuan Su and Nigel Collier. 2023. [Contrastive search is what you need for neural text generation](#). *Transactions on Machine Learning Research*.
- Yixuan Su, Tian Lan, Yahui Liu, Fangyu Liu, Dani Yogatama, Yan Wang, Lingpeng Kong, and Nigel Collier. 2022a. Language models can see: Plugging visual controls in text generation. *arXiv preprint arXiv:2205.02655*.
- Yixuan Su, Tian Lan, Yan Wang, Dani Yogatama, Lingpeng Kong, and Nigel Collier. 2022b. [A contrastive framework for neural text generation](#). In *Advances in Neural Information Processing Systems*.
- Alexandre Tamborrino, Nicola Pellicanò, Baptiste Pannier, Pascal Voitot, and Louise Naudin. 2020. Pre-training is (almost) all you need: An application to commonsense reasoning. In *Proceedings of the 58th Annual Meeting of the Association for Computational Linguistics (ACL)*, pages 3878–3887.
- Hao Tan and Mohit Bansal. 2019. Lxmert: Learning cross-modality encoder representations from transformers. In *Proceedings of the 2019 Conference on Empirical Methods in Natural Language Processing and the 9th International Joint Conference on Natural Language Processing (EMNLP-IJCNLP)*, pages 5100–5111.
- Yoad Towel, Yoav Shalev, Idan Schwartz, and Lior Wolf. 2022. Zerocap: Zero-shot image-to-text generation for visual-semantic arithmetic. In *Proceedings of the IEEE/CVF Conference on Computer Vision and Pattern Recognition*, pages 17918–17928.
- Surya T Tokdar and Robert E Kass. 2010. Importance sampling: a review. *Wiley Interdisciplinary Reviews: Computational Statistics*, 2(1):54–60.
- Hugo Touvron, Thibaut Lavril, Gautier Izacard, Xavier Martinet, Marie-Anne Lachaux, Timothée Lacroix, Baptiste Rozière, Naman Goyal, Eric Hambro, Faisal Azhar, Aurélien Rodriguez, Armand Joulin, Edouard Grave, and Guillaume Lample. 2023. Llama: Open and efficient foundation language models. *ArXiv*, abs/2302.13971.
- Maria Tsimpoukelli, Jacob L Menick, Serkan Cabi, SM Eslami, Oriol Vinyals, and Felix Hill. 2021. Multimodal few-shot learning with frozen language models. *Advances in Neural Information Processing Systems (NeurIPS)*, 34:200–212.
- Haoqin Tu, Bowen Yang, and Xianfeng Zhao. 2023. Zorgen: Zero-shot multimodal controllable text generation with multiple oracles. In *CCF International Conference on Natural Language Processing and Chinese Computing*, pages 494–506. Springer.
- Ramakrishna Vedantam, C Lawrence Zitnick, and Devi Parikh. 2015. CIDer: Consensus-based image description evaluation. In *Proceedings of the IEEE Conference on Computer Vision and Pattern Recognition (CVPR)*, pages 4566–4575.

- Jianfeng Wang, Zhengyuan Yang, Xiaowei Hu, Linjie Li, Kevin Lin, Zhe Gan, Zicheng Liu, Ce Liu, and Lijuan Wang. 2022. Git: A generative image-to-text transformer for vision and language. *arXiv preprint arXiv:2205.14100*.
- Jason Wei, Maarten Bosma, Vincent Zhao, Kelvin Guu, Adams Wei Yu, Brian Lester, Nan Du, Andrew M Dai, and Quoc V Le. 2022. Finetuned language models are zero-shot learners. In *International Conference on Learning Representations*.
- Tobias Weyand, Andre Araujo, Bingyi Cao, and Jack Sim. 2020. Google landmarks dataset v2-a large-scale benchmark for instance-level recognition and retrieval. In *Proceedings of the IEEE/CVF conference on computer vision and pattern recognition*, pages 2575–2584.
- Antoine Yang, Antoine Miech, Josef Sivic, Ivan Laptev, and Cordelia Schmid. 2021. Just ask: Learning to answer questions from millions of narrated videos. In *Proceedings of the IEEE/CVF International Conference on Computer Vision*, pages 1686–1697.
- Xu Yang, Chongyang Gao, Hanwang Zhang, and Jianfei Cai. 2020. Hierarchical scene graph encoder-decoder for image paragraph captioning. In *Proceedings of the 28th ACM International Conference on Multimedia (MM)*, pages 4181–4189.
- Youngjae Yu, Jiwan Chung, Heeseung Yun, Jack Hessel, Jae Sung Park, Ximing Lu, Rowan Zellers, Prithviraj Ammanabrolu, Ronan Le Bras, Gunhee Kim, and Yejin Choi. 2023. Fusing pre-trained language models with multimodal prompts through reinforcement learning. In *Proceedings of the IEEE/CVF Conference on Computer Vision and Pattern Recognition (CVPR)*, pages 10845–10856.
- Youngjae Yu, Jiwan Chung, Heeseung Yun, Jack Hessel, JaeSung Park, Ximing Lu, Prithviraj Ammanabrolu, Rowan Zellers, Ronan Le Bras, Gunhee Kim, et al. 2022. Multimodal knowledge alignment with reinforcement learning. *arXiv preprint arXiv:2205.12630*.
- Andy Zeng, Adrian Wong, Stefan Welker, Krzysztof Choromanski, Federico Tombari, Aveek Purohit, Michael Ryoo, Vikas Sindhwani, Johnny Lee, Vincent Vanhoucke, et al. 2022. Socratic models: Composing zero-shot multimodal reasoning with language. *arXiv preprint arXiv:2204.00598*.
- Yan Zeng, Hanbo Zhang, Jiani Zheng, Jiangnan Xia, Guoqiang Wei, Yang Wei, Yuchen Zhang, and Tao Kong. 2023. What matters in training a gpt4-style language model with multimodal inputs? *arXiv preprint arXiv:2307.02469*.
- Susan Zhang, Stephen Roller, Naman Goyal, Mikel Artetxe, Moya Chen, Shuohui Chen, Christopher Dewan, Mona Diab, Xian Li, Xi Victoria Lin, et al. 2022. Opt: Open pre-trained transformer language models. *arXiv preprint arXiv:2205.01068*.

A VLM Failure Cases

A.1 Landmark Recognition Experiment

To better understand the named entity recognition problem in VLMs’ image descriptions, we check whether their descriptions for pictures of popular landmarks contain the proper names. We first collect the names of the 100 most popular landmarks². Then, we filter the list by removing names of landmarks without proper nouns (e.g. *Middle of the Earth*), keeping 80 landmarks in total. Finally, we download the corresponding pictures from Wikipedia. Given the prompt *What is this?*, we task the VLM to generate a response as long as 100 tokens and check whether the output contains the name of the given landmark. Note that some landmarks have alternative names. Hence, we collect alternative names from Wikipedia and count the model-generated answer as correct when it contains any of the possible names. Finally, we check whether the model tried to answer or not by inspecting whether the model-generated text contains the name of any landmark in our list. We calculate the precision score by dividing the number of correct predictions by the number of tries.

Our landmark dataset³ is tiny compared to the similar dataset (Weyand et al., 2020) for a purpose: we want to check whether the VLM avoids telling the named entities, not whether the VLM saw them in the training process. Hence, we narrow the scope of evaluation to the most popular landmarks, in which we can assume that most of the entity names are found in the VLM training dataset.

Table 7 and Figure 6 compare base LLAVA (Liu et al., 2023) and VLIS in our landmark recognition dataset. The result shows that the VLM (LLAVA) knows at least about half the landmarks’ names, but does not tell them without applying VLIS. Also, VLIS shows good precision, showing that it does not get more correct answers by guessing more. We further demonstrate that a proper answer to our prompt *What is this?* should contain the name of the landmarks: when we present GPT3 with the ground-truth alt captions and the prompt, GPT3 always includes the landmark names in its output.

A.2 More Qualitative Results

Figure 7 shows full raw text outputs for the VLM failure cases shown in Figure 1. Figure 8 depicts

²The list for landmarks is from www.listchallenges.com/100-most-famous-landmarks-around-the-world.

³We will release the dataset to the public.

Models	GT Caption	Acc	Prec
GPT3	✓	1.00	1.00
LLAVA		0.16	0.48
Ours		0.41	0.70

Table 7: Results on our landmark recognition experiment. *Acc* denotes accuracy and *Prec* denotes precision.



Ours:

At nighttime, the **Marina Bay Sands** building, also known as the hotel tower, is floodlit and its surrounding harbor is bustling with activity.

LLAVA:

The image features a stunning view of a large building situated on the water. The building appears to be a hotel or a resort, and it is connected to a nearby island by a bridge.



Ours:

The structure in the pictures is the well-known **Sagrada Familia** basilica in Barcelona, Spain.

LLAVA:

the image features a large cathedral with a tall tower and a steeple, which is likely a famous landmark in the city.

Figure 6: Comparison of LLAVA and VLIS in the landmark recognition experiment.

more samples for the failure case 2: the base VLM (LLAVA) is distracted by misleading visuals while VLIS does not.

B Implementation Details

Computational Requirements. Using LLM.int8 approximation (Dettmers et al., 2022), a single NVIDIA TITAN RTX GPU (24GB Memory) fits both the BLIP-2 2.7B and OPT 1.3B models. Flan-T5 XL and XXL models need more memory and VLIS using the larger backbones requires NVIDIA A6000 GPU (48GB) for inference. Both LLAVA 13B and Vicuna 7B fit into an A6000 GPU at the same time. Generating 50 tokens takes ~ 20 seconds in all settings.

Hyperparameters. We fix the fluency threshold $\alpha = 0.001$ in all experiments and use beam search with beam size 5. For QA problems, we

apply length penalty < 0 on the beam score to induce succinct answers following the literature (Li et al., 2023b). The opposite behavior is required for longer text generation, so we set the value larger than 0 for open-ended generation problems. The language temperature τ is manually selected by examining the text quality of three samples per task.

Task-Specific Hyperparameters. For VQAv2 (Goyal et al., 2017), OK-VQA (Marino et al., 2019), and ScienceQA (Lu et al., 2022a) datasets, we set the language temperature $\tau = 1.25$ and length penalty -1.0 to induce succinct answers generated with stronger visual conditioning. In Concadia (Kreiss et al., 2022), $\tau = 0.67$ and length penalty -2.0 is used for succinct caption-style text with better text conditioning. For Image Paragraph Captioning (Krause et al., 2017) experiments we use $\tau = 0.67$ and length penalty 1 to induce longer captions. Also, we apply contrastive search (Su and Collier, 2023) with a penalty of 0.6 to avoid text degeneracy.

Flan-T5 Hyperparameters. For the backbone comparison study in appendix E, we set the VLM backbone to BLIP-2 Flan-T5 (Li et al., 2023b) and text-only model to Flan-T5 (Chung et al., 2022). For Flan-T5 variants, we compensate the overconfidence of the model with a large temperature of 1.5 to normalize the logit outputs. For the same reason, we also relax the fluency threshold $\alpha = 0.0001$. Finally, the language temperature τ is set to 0.9.

Baseline Hyperparameters. We share the same hyperparameters as in VLIS for all our implemented baselines; LLAVA, BLIP-2, OPT-IML, and Naïve Ensemble. We do not modify the beam size 5 and fluency threshold $\alpha = 0.001$, and change the length penalty accordingly to the task following the VLIS hyperparameters.

Few-Shot Settings. For Image Paragraph Captioning (Krause et al., 2017), we use three ground-truth examples to prime the models for the paragraph-long generation task. However, one cannot provide multiple images as inputs to the backbone VLM model (BLIP-2 (Li et al., 2023b)). Hence, we simply insert the few-shot samples in the text domain and provide only the single target image as the visual context.

uint8 Inference. LLM.int8 (Dettmers et al., 2022) is an approximated inference technique for large language models. It applies vector-wise quantization and mixed-precision decomposition to reduce memory consumption without performance

Models	Random	# Images	OKVQA
VLM-only			31.7
Ours	False	2	34.2
Ours	True	1	29.0
Ours	True	2	32.2
Ours	True	10	35.3

Table 8: Results in the OK-VQA validation set. Our default option (prefined set with two images) is marked bold.

degradation. We employ the technique to jointly run both text-only LM and VLM on a single GPU.

Randomness. As VLIS is a deterministic inference time algorithm, no randomness is involved in any of the experiments. A stochastic sampling version of VLIS may require variance analysis, but we leave that to future research.

Evaluating Story Generation. While the official repository of MAGIC (Su et al., 2022a) shares the inference results, it does not contain the evaluation scripts. Thus, we consult the repository Contrastive Decoding (Li et al., 2022b) for the evaluation script for an open-ended generation problem. Due to the difference in the evaluation code, our baseline scores are different from the results reported in MAGIC (Su et al., 2022a). However, we still use the public inference results for the baselines and evaluate each model with a publicly available code, making our evaluation pipeline unbiased, transparent, and reproducible.

C Marginal Approximation Experiment

In the main paper, we propose using one or two images with minimal visual information (black-filled and white-filled) as a functional candidate with minimum computational overhead. To investigate the alternative approaches, we conducted an additional experiment in the OK-VQA dataset. The variables considered here are 1. Random vs. predefined (black-filled and white-filled) set of images and 2. The number of images used to approximate the expectation. We keep everything else the same as in Table 2 and only adjust the marginal approximation scheme.

Our results are summarized in Table 8. First, a random set of images is inferior to our predefined set of images for approximating the marginal. Second, 10 random image set offers a better approximation than the predefined set of two images. Still, the 10 random images option requires 11 passes

Models	α	OKVQA
VLM-only		31.7
Ours	1e-1	13.8
Ours	1e-2	30.1
Ours	1e-3	34.2
Ours	1e-4	34.4
Ours	1e-5	33.1
Ours	0	32.3

Table 9: Results in the OK-VQA validation set. Our default fluency threshold value ($\alpha = 1e - 3$) is marked bold.

of VLM per token generation, making it largely inefficient for practical usage.

D Fluency Threshold Experiment

Here, we examine the effect of fluency threshold value α on the generation quality of VLIS. This experiment extends the OK-VQA commonsense reasoning experiment in Table 2 and keeps all other variables the same except for α .

Table 9 shows that VLIS consistently outperforms the VLM-only baseline for all values of α in the range of $[1e - 3, 1e - 5]$. Too large values ($[1e - 1, 1e - 2]$) still harm the performance as they typically leave only one or two token candidates for the VLIS Score to choose from.

E Backbone Scale Experiment

We conduct a comparison study to test whether the improvement offered by VLIS is generalizable to a wider set of architectures and model sizes. Here, we mainly evaluate VLIS with Flan-T5 variants as both the text-only LM and VLM backbones. T5 (Raffel et al., 2020) is an encoder-decoder transformer unlike the decoder-only autoregressive language models (e.g. OPT (Zhang et al., 2022) and GPT-3 (Brown et al., 2020)). Flan-T5 (Chung et al., 2022) further trains T5 for better responsiveness in instruction prompts. Table 10 summarizes the backbone comparison results on the OK-VQA dataset (Marino et al., 2019). In all combinations of model sizes except for FlanT5_{Base}, VLIS improves the commonsense reasoning capability of the VLM backbone. Also, Naïve Ensemble performs unreliably depending on the choice of the text-only LM and performs worse than the VLM itself in most of the settings. The FlanT5_{Base} LM makes VLIS work worse than the VLM. Since VLIS is built on the assumption that the text-only LM knows the

VLM Backbone	LLM Backbone	Ours	Vanilla LLM	Vanilla VLM	Naïve Ensemble
OPT _{2.7B}	OPT _{1.3B}	34.2	19.1	31.7	26.6
F-T5 _{XL}	F-T5 _{Base}	29.8	12.5	40.7	34.4
F-T5 _{XL}	F-T5 _{XL}	43.4	19.3	40.7	39.0
F-T5 _{XL}	F-T5 _{XXL}	43.9	21.3	40.7	42.0
F-T5 _{XXL}	F-T5 _{XXL}	47.5	21.3	45.9	44.4

Table 10: Backbone comparison experiments on the validation set of the OK-VQA dataset (Marino et al., 2019). F-T5 denotes T5 trained on FLAN dataset (Wei et al., 2022).

human language distribution better than the VLM, this deterioration of performance further supports our explanation of why VLIS works.

F Prompt Templates

In the prompt templates below, TLM denotes the prompt presented to the text-only model and VLM denotes that given to the VLM.

• OK-VQA & VQAv2

- Variables:
[QUESTION]
- TLM
Question: [QUESTION] Answer:
- VLM
Question: [QUESTION] Answer:

• ScienceQA

- Variables:
[QUESTION], [CONTEXT], [CHOICES]
- TLM
Answer the multi-choice question given the image. Question: [QUESTION] [CONTEXT] Choices: [CHOICES] Answer:
- VLM
Answer the multi-choice question given the image. Question: [QUESTION] [CONTEXT] Choices: [CHOICES] Answer:

• Concadia

- TLM
Write a short caption that describes the image. Article: "[ARTICLE]" Caption:
- VLM
The image describes

- **Image Paragraph Captioning**

- Variables:

- [ARTICLE]

- TLM

- Write a multi-sentence long paragraph describing the image. Each sentence should describe a different aspect of the image and should be concise.\n

- (Image 1) Image Description:

- [Description Sample 1]\n

- (Image 2) Image Description:

- [Description Sample 2]\n

- (Image 3) Image Description:

- [Description Sample 3]\n

- (Image 4) Image Description:

- VLM

- Write a multi-sentence long paragraph describing the image. Each sentence should describe a different aspect of the image and should be concise.\n

- (Image 1) Image Description:

- [Description Sample 1]\n

- (Image 2) Image Description:

- [Description Sample 2]\n

- (Image 3) Image Description:

- [Description Sample 3]\n

- (Image 4) Image Description:

- **ROCStories**

- Variables:

- [TOPIC]

- TLM

- [TOPIC] <|endoftext|>

- VLM

- The image describes

- **WHOOPS**

- TLM

- Decide whether the image is strange or natural in terms of physics, commonsense, or etc.\n

- Start with "The image shows"

- VLM

- Decide whether the image is strange or natural in terms of physics, commonsense, or etc.\n

- Start with "The image shows"

G More Qualitative Samples

We include more qualitative samples for image paragraph generation in Figure 9, story generation in Figure 10, and open-ended generation in Figure 11.

(a) Describing named entities



Who is this?

BLIP-2

person, **argentina's greatest player of all time**

LLAVA

The image features a soccer player who has just won a championship, as he is lifted up by a crowd of people celebrating the victory. The soccer player is holding a trophy, signifying the achievement.

Ours

Sources suggest that the person being described is **Diego Maradona**, a professional footballer who won the **Golden Boot award at the 1982 World Cup**. In the image, Maradona is being lifted above a stadium crowd



Does he care for his family?

BLIP-2

yes

LLAVA

While I cannot determine the man's intentions or emotions as an AI, the image shows a man in a suit, who appears to be smiling and has his fingers crossed. This body language might suggest that he is confident

Ours

Michael Corleone, also known as Vito Andolini Corleone, the character depicted in the **Godfather film series**, is shown to **care deeply for his immediate family**.

(b) Visual distractors for simple facts

[Image of a Seagull]



Can ostriches fly?

GPT3

No, ostriches are not capable of flying. They are the largest living species of bird and are known for their long, powerful legs and neck, which they use to run at high speeds, but they do not have the physical characteristics

BLIP-2

yes, but they are not very good at it


LLAVA

Yes, ostriches can fly. Although they are large birds, they are capable of taking flight using their powerful wings. Ostriches have strong muscles and a high lift-to-drag ratio, which enables them to become air

Ours

No, ostriches are not capable of flying. They are ground-dwelling birds that are known for their long, powerful legs and fast running speed. In the wild, ostriches migrate by running long distances, but

[Image of a Monkey]



Do chimpanzees have tails?

GPT3

No, chimpanzees do not have tails. They are one of the few primates that lack a tail. Chimpanzees belong to the family Hominidae, along with humans, bonobos, gorillas, and orangutans.

BLIP-2

yes.

LLAVA

Yes, chimpanzees do have tails. Their tails are short and usually held upright or curled up over their backs. In the image, the chimpanzee is walking on a tree branch with its tail in

Ours

Chimpanzees **do not have tails**. Chimpanzees are primates and are closely related to humans. They are also known as great apes and are characterized by their large brains, hands and feet, and the ability to

Figure 7: Raw text output for samples described in Figure 1.

Visual distractors for simple facts



Do cats swim?

GPT3

While cats are generally known for their aversion to water, some cats are capable of swimming. However, **swimming is not a natural behavior for most cats**, and they usually prefer to avoid water whenever possible.

LLAVA

Yes, cats can swim. In the image, a gray cat is swimming in a body of water, demonstrating that cats have the ability to navigate and move efficiently through water.

Ours

Some cats may be able to swim to some extent, but **they are not natural swimmers** and are not as comfortable in water as dogs are. In the wild, cats typically avoid water and do not have the same instinctive swimming capability.



Can I withdraw cash from a blood bank?

GPT3

No, you cannot withdraw cash from a blood bank. Blood banks are facilities that collect, process, and store donated blood for medical use.

LLAVA

While it is possible to withdraw cash from a blood bank, the context of the image suggests that the person is actually taking money out of an ATM (Automated Teller Machine).

Ours

No, it is not possible to withdraw cash from a blood bank. Blood banks are typically medical facilities that collect and process blood donations, and they do not provide cash withdrawals.



Are sharks herbivores?

GPT3

No, sharks are not herbivores. Sharks are carnivorous predators, meaning they primarily feed on other animals.

LLAVA

Yes, sharks are generally considered herbivores. They primarily feed on a variety of plants, including algae, as well as small animals and fish. In the image, the shark is consuming sea vegetation, which is a

Ours

No, sharks are not herbivores. In the wild, sharks primarily feed on fish, squid, and other marine animals. However, in aquariums and marine parks, it is common for sharks to be fed



Do coins float on water?

GPT3

In general, most coins made of metals such as copper, nickel, or zinc alloys will **sink in water** due to their higher density. However, if a coin has a very small size or a unique shape that allows it to trap air, it may float momentarily or for a short period of time before eventually sinking.

LLAVA

Yes, coins do float on water. In the image, a single penny is floating on the surface of a body of water, such as a lake or a pool. This is because the coin is made of materials that are denser than water.

Ours

Coins do not float on water. In fact, they will usually sink to the bottom. This is because coins are made of a material that is denser than water, so they will tend to sink rather than float. In the case of

Figure 8: More examples in which the visual context deceives the base VLM (LLAVA (Liu et al., 2023)) into denying simple facts.



(a)

GT: Two elephants are standing together outside by a concrete wall. One elephant is considerably smaller than the other one. Right by the elephants there is a large amount of bushes and trees with green leaves. The ground is mostly dirt with patches of green grass throughout. On the grass eating there is about a dozen or so large black crows.

Ours: An elephant in an enclosure surrounded by crows and pigeons is looking around for something to eat. The elephant has a trunk in its mouth and is sniffing the ground. The ground around the elephant is covered in dirt and grass. The elephant is standing on its tusks.

BLIP-2: An elephant stands in the middle of a field of grass. The grass is green and lush. The elephant has a brown trunk and a brown face. The elephant has a brown trunk and brown face. The elephant has a brown trunk and brown face.

OPT: A young man is sitting on a park bench. He is wearing a black t-shirt and blue jeans. He is holding a baseball bat in his right hand. He is throwing the ball from a pitcher's mound. The pitcher has a uniform on that is grey and blue. His cap is black with a fork shaped symbol.

Naïve Ensemble: A young man is sitting on a bench in a park. He is wearing a blue shirt and blue jeans. He is holding a baseball bat in his right hand. He is looking at the ball that is being thrown from a pitcher's mound. The pitcher has a uniform on that is grey and blue. His cap is black with a fork shaped symbol.



(b)

GT: A train is opening it's doors. The train is currently parked at a train station. The train is blue, the doors are red, and it has white stripes on it. There is a long yellow line near the train area.

Ours: A passenger train is parked at a train station. The train is red in color with blue and white stripes on it. There are power lines overhead that are connected to the train. The train is pulling into the station. A man is sitting on the train with his back to the camera.

BLIP-2: The man on the skateboard is leaning his body or balance. He is in motion riding along the road. He is wearing a grey helmet with a print on it. There is an orange cone in the street that he will have to go around.

OPT: A young man is sitting on a park bench. He is wearing a black t-shirt and blue jeans. He is holding a baseball bat in his right hand. He is throwing the ball from a pitcher's mound. The pitcher has a uniform on that is grey and blue. His cap is black with a fork shaped symbol.

Naïve Ensemble: The man on the skateboard is leaning his body or balance. He is in motion riding along the road. He is wearing a grey helmet with a print on it. There is an orange cone in the street that he will have to go around.



(c)

GT: Four airplanes are flying in the sky in order to put on a show. The planes are dark colored and rather small. Each plane is flying straight up into the sky and a large plume of white exhaust is leaving a trail from the planes. The trail of exhaust shows that the planes started out flying up close together, but they are now separating and flying away from each other. The sky in the background is blue with a layer of light white clouds.

Ours: Four planes fly through the blue sky with smoke trailing behind them. They are performing for the public. The planes are flying in formation. One of the planes is in the middle of the formation and the other three planes are in front of the plane in the middle of the formation.

BLIP-2: An airplane is flying in the sky. The airplane has a red, white, and blue color scheme. The airplane is flying in a blue sky. The airplane is flying in a clear blue sky. The airplane is flying in a clear blue sky.

OPT: A young man is sitting on a park bench. He is wearing a black t-shirt and blue jeans. He is holding a baseball bat in his right hand. He is throwing the ball from a pitcher's mound. The pitcher has a uniform on that is grey and blue. His cap is black with a fork shaped symbol.

Naïve Ensemble: A young man is sitting on a bench in a park. He is wearing a blue shirt and blue jeans. He is holding a baseball bat in his right hand. He is wearing a baseball cap on his head. He is looking up at the sky with his left eye. He is looking down at the ground with his right eye.

Figure 9: Generation results on the Image Paragraph Captioning dataset (Krause et al., 2017). The correct visual expressions are marked in green and wrong ones are in red.

- (a)  **Title:** *Joanne Went Sky Diving*
GT: Joanne always wanted to go *skydiving* but was hesitant. Joanne was hesitant to go because she was afraid of heights. Joanne decided to face her fears head on and go *skydiving*. On her way in the car, she listened to music and took deep breaths. Joanne went sky diving and was very proud of herself.
Ours: Joanne went *skydiving* with her friends. She had a great time on the *water* at the end of the day. When it was time to take off the *parachute* was broken. Joanne's friends had to call for help to get it fixed.
Naïve Ensemble: Joanne was at the beach with her friends. She decided to go on a *dive*. When she got to the *water*, she saw her friends in the *water*. Joanne jumped out of the *water* and ran to the other side of the *water*. She had no idea what was going on until she was rescued by rescue workers.
MAGIC: Joanne was at the beach with her friends. She decided to jump off the sand to see what was out there. When she landed, she saw a *huge wave*. The wave was so big that she had to stop and get help. Joanne was able to land safely and return to the beach.
Contrastive Search: Joanne was at the beach with her friends. She decided to go on a *dive*. When she got to the *water*, she saw her friends in the water. Joanne jumped out of the water and ran to the other side of the water. She had no idea what was going on until she was rescued by rescue workers.
- (b)  **Title:** *Jobs*
GT: Lana liked to spend money, but she didn't have a *job*. One day, her dad made her find a *job* so she could spend her own money. Lana found a *job*, but didn't work very hard. Eventually, Lana got fired. Her dad stopped giving her money to spend.
Ours: *Steve* wanted a *job*. But he didn't know what to do with his money. So he went to the bank and asked for one. And it turned out to be very cheap. *Steve started his own company* that same year.
Naïve Ensemble: Steve wanted to start a *career* in his spare time after high school. So he went to college and got his bachelor's degree at the age of 18. But he didn't know what he wanted to do with his free time. He decided to become an electrician for the city of New York.
MAGIC: The man went to work. He was asked to join a new *job*. He did not like the *job*. He quit the *job*. His boss found out that he had quit.
Contrastive Search: The man went to work. He wanted to be a manager. He asked his boss for help. His boss said he had no idea. The man quit his *job*.
- (c)  **Title:** *Looking for peace*
GT: Nina was dreaming of *world peace* her whole life. She knew she couldn't change the world but made small changes. She contributed to her community and then to her country. She came up with so many good ideas, she was congratulated. She was proud when she received a Nobel prize for her work.
Ours: Yesterday I went for a *walk in the woods*. It was dark and windy so I couldn't see anything out of the corner of my eye. After walking through the woods for an hour I found *peace*. I decided to return home and look for *peace* in the future.
Naïve Ensemble: A girl with long hair walked into my yard. She wanted to talk to me but I didn't see her in front of me. I asked her if she was looking for someone and she said yes. The next day my neighbor called me to tell me her hair was in bad shape
MAGIC: The man walked into a house. He saw an empty lot. He asked his neighbors to look for *peace*. The neighbors were skeptical. It was not enough to solve the problem.
Contrastive Search: The man went into a house. He saw an old woman sitting on the porch. She was crying. The man asked her to leave. Her mother took her to the police station.

Figure 10: Generation results on the ROCStories dataset (Mostafazadeh et al., 2016). Expressions showing alignment to the title are colored in **green**, alignment to the image in **blue**, and misinterpretations in **red**.




<p>(a) </p>	<p><i>Hey, It's me</i> Ours:, your son's teacher, and I'm going to show you a picture of me and your son. BLIP-2:, person. OPT: your brother. Hey it's me, your sister. Naïve Ensemble: , the guy who wrote the article about the guy who wrote the article about the guy who wrote the</p>	<p><i>Today I went</i> Ours: to the library to pick up a book for my son and found out that they have a special section for children with special needs. BLIP-2: to the museum with my son. OPT: to the gym for the first time in two weeks. It felt good to be back in the swing of things.\nThat's awesome! What did you do? Naïve Ensemble: to the doctor's office for the first time in a long time, and the doctor's office is in the same building as the doctor's...</p>	<p><i>Here is a romantic message. Answer:</i> Ours: I love you and I want to spend the rest of my life in front of you smiling and touching BLIP-2: love you mom OPT: I love you and I want to spend the rest of my life with you. You are the best thing that ever happened to me Naïve Ensemble: I love you and I want to spend the rest of my life with you and I want you to</p>
<p>(b) </p>	<p><i>Hey, It's me</i> Ours: your friend. I have an apple computer and I'm going to be at the convention in a few weeks. BLIP-2: cynthia, I'm a computer scientist. OPT: your brother. Hey it's me, your sister. Naïve Ensemble: , your friend. I'm here to tell you that you're a douchebag and you should feel bad for being such an asshole to your friends and family.</p>	<p><i>Today I went</i> Ours: to an Apple store. I bought an iMac, a keyboard, and a trackpad for my wife's computer. BLIP-2: to a conference. OPT: to the gym for the first time in two weeks. It felt good to be back in the swing of things.\nThat's awesome! What did you do? Naïve Ensemble: to the library to check out a book, but the librarians wouldn't let me check it out because it was too late in the day. So I had to wait until the next day</p>	<p><i>Here is a romantic message. Answer:</i> Ours: Dear John, I love you. You are the apple of my eye. Yours truly BLIP-2: I love you. OPT: I love you and I want to spend the rest of my life with you. You are the best thing that ever happened to me Naïve Ensemble: love you and miss you and hope you are having a great time with your family and friends. I love you and miss you and hope you</p>
<p>(c) </p>	<p><i>Hey, It's me</i> Ours: and my friend. We were wondering if you would sell us a pizza and a coke at the same time. Would you be able to do that BLIP-2: again! OPT: your brother. Hey it's me, your sister. Naïve Ensemble: again. I just wanted to let you all know that I will be out of town for the next couple of days. I will be out of town</p>	<p><i>Today I went</i> Ours: to a pizza place and got a large pepperoni pizza. It was pretty good. I also got a diet coke BLIP-2: to a pizza place. OPT: to the gym for the first time in two weeks. It felt good to be back in the swing of things.\nThat's awesome! What did you do? Naïve Ensemble: to the grocery store to get some food for dinner. When I got to the deli counter I noticed that there was a very large amount of food</p>	<p><i>Here is a romantic message. Answer:</i> Ours: (Romantic) I would like to take my girlfriend to eat pizza. What do you think is the best pizzeria in your area BLIP-2: pizza on a table. OPT: I love you and I want to spend the rest of my life with you. You are the best thing that ever happened to me Naïve Ensemble: how many pints of cocteau are in the fridge at the end of the work day on friday the thirteenth and saturday</p>

Figure 11: Open-ended generation results with various text prompt. Here we include more baselines than in Figure 5.