

Indirect reciprocity with assessments of group reputation

Ming Wei^{1,3}, Xin Wang^{2,3,5,6,7*}, Longzhao Liu^{2,3,5,6,7}, Hongwei Zheng⁹,
Yishen Jiang^{1,3}, Yajing Hao^{1,3}, Zhiming Zheng^{2,3,4,5,6,7,8},
Shaoting Tang^{2,3,4,5,6,7,8*}

¹School of Mathematical Sciences, Beihang University, Beijing, 100191, China.

²Institute of Artificial Intelligence, Beihang University, Beijing, 100191, China.

³Key laboratory of Mathematics, Informatics and Behavioral Semantics,
Beihang University, Beijing, 100191, China.

⁴Institute of Medical Artificial Intelligence, Binzhou Medical University, Yantai,
264003, China.

⁵Zhongguancun Laboratory, Beijing, 100094, China.

⁶Beijing Advanced Innovation Center for Future Blockchain and Privacy
Computing, Beihang University, Beijing, 100191, China.

⁷PengCheng Laboratory, Shenzhen, 518055, China.

⁸State Key Lab of Software Development Environment, Beihang University,
Beijing, 100191, China.

⁹Beijing Academy of Blockchain and Edge Computing, Beijing, 100085, China.

*Corresponding author(s). E-mail(s): wangxin_1993@buaa.edu.cn;
tangshaoting@buaa.edu.cn;

Abstract

Indirect reciprocity unveils how social cooperation is founded upon moral systems. Under the frame of dyadic games based on individual reputations, the “leading-eight” social norms distinguish themselves in promoting and sustaining cooperation. However, in real societies, people constantly interact within larger groups. They are assessed not only by their own behaviors, but also the reputations of the groups they come from and interact with. Here, we study indirect reciprocity in public goods games with group reputations. We show that varying criteria of group reputation assessment destabilize the consensus within leading-eight populations. We find the presence of an optimal, moderately set social assessment criterion that is most conducive to

promoting cooperation. As the payoff of group cooperation increases, the assessment criterion evolves to relaxation following two dynamical patterns, indicating that social prosperity encourages people to be tolerate. Our work identifies the role of group reputation assessment to boost cooperation in social populations.

Keywords: Cooperation, Evolutionary game theory, Indirect reciprocity, Group reputation

1 Introduction

Moral systems built on reputations standardize the social behaviors of human being [1–3]. Constantly performing deed of altruism, people accumulate their good reputations which will, in the foreseeable future, bring benefits in return [4–7] or shelter them from punishment [8–11]. Cooperation emerges once reliable images are established in a population, and it subsequently reinforces the good standings. This course requires the spread and usage of indirect information, represented as observation [12], gossip [13], and assessment [14]. To further depict the mechanism, indirect reciprocity has been proposed under the framework of evolutionary game theory [15–18], in which individuals observe the game and assess each others’ reputations before taking actions, therein lies the criterion known as social norms. Past research has shed light on the dynamics of cooperation with different social norms, yet individuals interact pairwise in most of the scenarios [19, 20]. As for practical situations, however, people are frequently involved in teamwork and group activities. The treatments they receive depend on not only their own reputations, but also the general impressions of their groups. More specifically, good members in a disreputable group may not get the cooperation they deserve, while bad members in a popular group can consume their unjust benefits. Thereupon a natural problem raises: How to rationalize our behaviors and judgements considering group interactions?

In fact, group cooperation hardly remains an uncultivated field. Considering the complexity of multiplayer activities, dynamics of group cooperation are explored in limited, but still various ways [21–24]. Mathematical approaches such as public goods game (PGG) depict the simulated procedure of multiplayer games [25, 26]. Individuals are usually assumed to take binary actions as cooperation or defection based on their knowledge of their opponents or neighbors. Their behaviors may also be affected by the environment [27–30], the size of the game [31], the rewarding system [32], the spatial and network structure [33–36], as well as the recently widely concerned higher-order interactions[37]. However, comparing with the fruitful results of indirect reciprocity upon two-player games, details of the co-evolution involving cooperation and social norms within multiplayer situations are still mostly veiled. As an effective catalyst of pro-social deeds, the basic idea of indirect reciprocity is to understand

individuals' behaviors within certain context. Yet for group interactions, the context is much more complicated than pairwise cases. Individuals might be facing not one opponent with a certain reputation, but a collection of various reputations. To this aspect, how to combine the behaviors with group-level context still lies the barrier.

Social norms require different information to assess reputations, and they can be ordered accordingly [20, 38, 39]. Typically, procedure of reputation updating demands three parties: donors, recipients, and observers. Donors and recipients represent the active party and the passive party of social dilemma, respectively. First-order norms only refer to the action of the donor. Their reputations consequently rise or drop due to their pro-social or anti-social behaviors [5, 17, 19, 40, 41]. Second-order norms additionally consider the reputation of the recipient. Observers may approve some defections and condemn some cooperation due to the recipients' disrepute [18]. Certain strategies based on second-order norms, such as the Standing, can maintain cooperation with this primary level of social context [6, 42, 43]. Third-order norms additionally care about the donor's reputation, especially when they are facing a bad recipient. For instance, in some society, defections against a disreputable passive party will be interpreted as decent only if the donor holds a good standing already. Knowledge of game context allows for subtler interpretations of the actions, thus providing eight strategies with better performance at maintaining cooperation, so-called "leading-eight" strategies [38, 44]. As a matter of convenience, we follow Hilbe et al. [45] and note them as L1 through L8. Fig.1 displays the assessment and action rules of these eight strategies in detail. Clearly, there are certain common grounds shared among the leading-eight, such as the attitudes and actions towards all the situations with a good recipient. On the contrary, differences shall appear when they observe or conduct an action against a bad one.

The leading-eight strategies have been proved to develop cooperation in a population with binary reputations [38, 44], while information transparency could dramatically influence their performance [45, 46]. So far, the previous results of leading-eight largely focus on pairwise interactions. They adopt the precondition that both the donor and the recipient parties consist only one individual. However, as mentioned above, indirect reciprocity does not only appear in two-player scenarios. In real societies, people refer to secondhand information when they are engaged in larger-sized interactions as well [47, 48]. Individual reputation and group reputation often exhibit intricate interdependencies. On the one hand, a group may be imaged positively or negatively according to the reputations of its members. While on the other hand, an individual can be inversely assessed with respect to the images of the group he or she comes from and interacts with.

To this end, we introduce a framework of group reputation assessment into the leading-eight strategies and study the evolutionary process of public goods game based on group reputations. Individuals naturally appraise a group according to the current reputations of

		Reputations of donor and recipient(s)				
		GG	GB	BG	BB	
Action of donor	C	G	L1/L3/L4/L7 L2/L5/L6/L8	G	L1/L2/L3/L5 L4/L6/L7/L8	Assessment Rule
	D	B	G	B	L3/L4/L5/L6 L1/L2/L7/L8	
		C	D	C	L1/L2 L3~L8	Action Rule

Fig. 1 The leading eight strategies develop cooperation in a population with binary reputations [38, 44, 45]. We note them as L1 through L8. Each strategy contains an assessment rule and an action rule, corresponding to a full set of binary values across the boxes. The assessment rule regards an action as good (G) or bad (B) according to the context information and the action itself, the action rule guides the donor to cooperate (C) or defect (D) according to the reputations of game participants. Each column stands for a reputation combination regarding the donor and the recipient. For instance, BG indicates bad donors versus good recipients. Here we show good assessments and cooperative actions in blue, with bad assessments and defective actions in red. Leading eight strategies behave identically in certain scenarios (boxes with a single letter), especially when interactions involve good recipients. On the contrary, disagreements emerge when they deal with bad passive parties, leading to different phenomena in evolutionary dynamics.

its members. One intriguing factor is the proportion of good reputations within the group. And the threshold of it, which we refer to as the group assessment criterion, indicates how strict the population is upon considering a group as good. This framework helps us to explore the dynamics of cooperation under various social norms over a spectrum of strictness. We show that the system of group assessment triggers consensus fluctuation among leading-eight populations as they competing with unconditional strategies. It also blurs the threshold in payoff parameter dividing phases of defection and cooperation [37]. Importantly, we find that under an intermediate assessment criterion, some of the leading-eight strategies tend to behave altruistically even if they suffer a low retribution, indicating the promoting effects of mild social assessment environment on population cooperation. Within leading-eight populations, we find negative correlations between payoff and social strictness. Moreover, the evolution of group assessment criterion follows two dynamical patterns, depending on whether the strategy approves good cooperating with bad, namely, the hypocritical kindness.

2 Results

2.1 Modeling Framework

Consider a well-mixed population of size N with binary reputations. To simulate the dynamics of cooperation, members of this population repeatedly go through public goods game. For each round, k players are randomly selected from the population to form a group G . Each player in G decides whether to contribute a cost c to the public wealth pool, which will be eventually distributed to members of the group after a rescaling given by the synergy factor R [49]. Actions of contribution are interpreted as cooperation, while inactions are deemed as defections. The game keeps no memory of the players' behaviors, that is, the public pool dividing equally among all the players no matter they cooperate or not. The number of cooperators in a round is noted as n_C , thus we derive the payoff for the cooperators and the defectors in a game played by a group of size k as $\pi_C(k, n_C) = Rcn_C/k - c$ and $\pi_D(k, n_C) = Rcn_C/k$, respectively. Public goods game is a situation with no asymmetric status, yet each and every player engaged can be regarded as a donor, whilst the remaining players act as the passive party, i.e. the recipients. Reputations are binary variables assigned to each ordered two-tuple composed of players. In order to record the reputations within the population, we naturally employ the concept of image matrices [46, 50, 51]. For such a matrix $M(t)$, an entry $M_{ij}(t)$ equals to 1 if player i consider j as good at time t , otherwise the value takes 0. As for group reputations, we assume players assess a group according to the reputations of its members. More specifically, player i regards a group G' as good if the proportion of good reputations inside G' is at least λ , namely:

$$r_{G'}^i = \begin{cases} 1, & \sum_{j \in G'} M_{ij}(t) \geq \lambda |G'| \\ 0, & \sum_{j \in G'} M_{ij}(t) < \lambda |G'| \end{cases} \quad (1)$$

where λ is referred to as the *group assessment criterion*, describing the strictness of the population. Here, we assume that player i is not a member of G' , since people typically assess a group from the perspective of an outsider. Note that, for $|G'| = 1$ and $\lambda \in (0, 1]$, our model returns to the pairwise game situation. To interpret other players' actions, individuals are equipped with strategies consist of assessment rules and action rules. For third-order norms, these rules are represented as $r(r_a, b, r_p)$ and $b(r_a, r_p)$. r_a and r_p stand for the reputations of the active party (the donor) and the passive party (the recipients), while b represents the behavior observed by the strategy holder. Before taking actions, a donor i inside the group G shall evaluate the reputation of his corresponding recipient $G(i) = G \setminus \{i\}$, denoted as $r_{G(i)}^i$. To be aligned with previous works, we assume that players participating the game always learn each other's action. Outside the group, each individual observes the game with probability

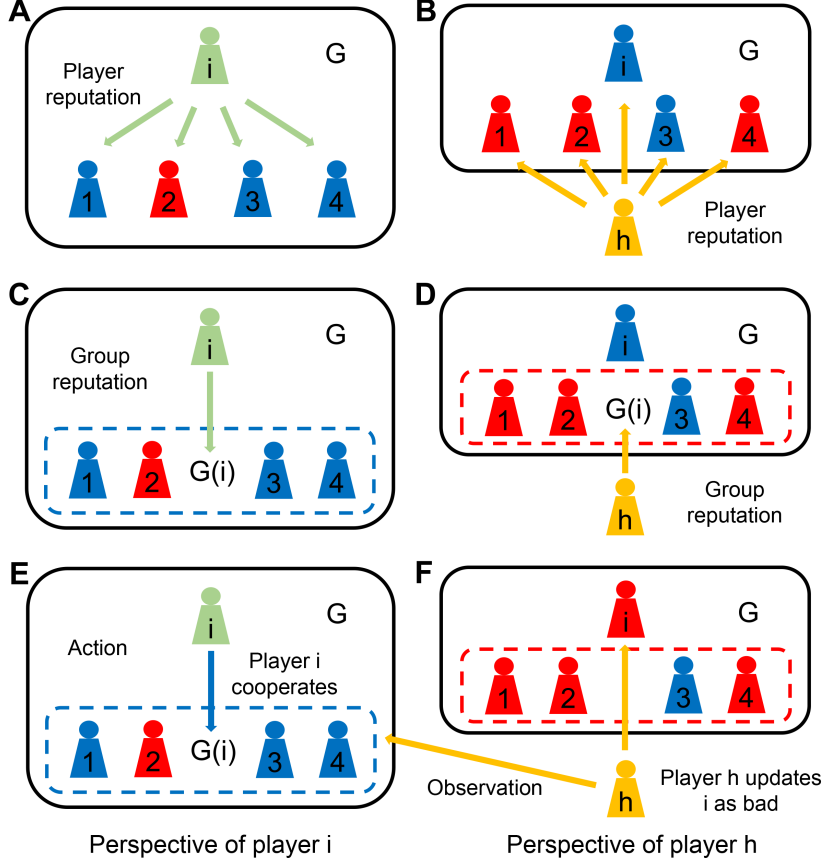


Fig. 2 Schematic illustration of modeling framework. In public goods game, players are engaged with equal status. Yet from the perspective of indirect reciprocity, we can split it into several unequal games where each player acts as the donor in turn. Consider a group game G of size 5 where player i act as the donor. Player h is an observer from outside the group. (A-D) In order to conduct the strategies, i and h need to evaluate reputations of the recipient $G(i) = G \setminus \{i\}$ (i.e. collection of players in G excluding i), according to their current opinions towards its members. Here, player i considers 3 of the 4 members are good, leading to a good view of $G(i)$. Player h , on the other hand, holds different opinions towards player 1 and 4, therefore dislikes $G(i)$. This process requires a threshold for the group to be considered good, to which we referred as group assessment criterion λ . Disagreements caused by information non-transparency and strategy differences may further diverge and result in a series of non-trivial phenomenon. In this case, i and h assign contrary images to $G(i)$ due to their disagreements upon its members. (E) Players take actions once they are selected into a game. Their choices are observed by individuals outside the group, subjected to an extent of private or noisy information [45]. For this stage, i cooperates with $G(i)$, and his action is learned by h as indirect information. (F) At last, h updates the reputation of i according to her knowledge of the context of the game and his action. Since $G(i)$ appears dubious in her opinion, cooperation with it spoils i 's standing.

$q > 0$ [45]. Upon observation, the action of each player might be mistaken by an observer with probability $\epsilon \geq 0$. Player h assesses i based on not only his previous reputation and his action, but also the reputation of $G(i)$. Then, the entry $M_{hi}(t)$ will be adjusted to $M_{hi}(t+1)$ consequently. After the game, reputations of the donor i are updated across the population. Since each player involved in the group should be consider as the donor, we use synchronous

update, applying this process to each member in G equivalently before moving on to the next round (Fig.2).

2.2 Analysis of Reputation Dynamics

In the first section, we focus on how group assessment influences the reputation dynamics under different social norms. For the sake of simplicity, we consider the scenarios where individuals are unable to change their strategies. In each case, the population is equally occupied by three strategies: one of the leading-eight (L_i), unconditional cooperating (ALLC), and unconditional defecting (ALLD). Notice that the perspectives of ALLC and ALLD players are of little importance, since whatever the recipient's reputation is, they merely stick with their fixed action as the donor. The point of reputation analysis lies in the attitudes of leading-eight towards each of the three strategies. Thus, without loss of generality, we assume that ALLC players always consider people as good, and ALLD players always consider people as bad. Leading-eight has been shown to behave differently under such population structure with dyadic interactions [45]. When it comes to group interactions, however, more interesting results emerge concerning the change of group assessment criterion.

First, reputations among the leading-eight population fluctuate bearing on the strictness of the society (Fig.3A). For scenarios of L1-L7, the average proportions of good reputations within the corresponding leading-eight strategy decrease and then increase as the environment varies from relaxed ($\lambda \rightarrow 0$) to strict ($\lambda \rightarrow 1$). As conditional cooperators, leading-eight players support each other in an extreme relaxed environment where cooperation becomes the dominate action. On the other hand, when the criterion is quite strict, most of them tend to not only defect, but also be empathic for defections, since good recipient groups barely exist in this case. Modest environment surprisingly brings the most impairment to social consensus. Without a powerful guidance in the society, people usually interpret an action differently, which causes further divergence of bad images. Unlike other strategies, however, L8 seems to be extremely vulnerable in strict environments. With $\lambda \geq 0.4$, L8 players hardly assign good reputations to each other.

Next, in terms of unconditional strategies, reputation dynamics display simpler, yet still interesting patterns. The leading-eight strategies fall into two types regarding their judgement over ALLC (Fig.3B). L2, L5, L6, and L8 dislike helping bad recipients. They lose their trust in ALLC and stop cooperating under strict conditions, even though the payoff is still fruitful. On the contrary, L1, L3, L4, and L7 appreciate cooperation. A good donor keeps his standing even though he cooperates with a bad passive party. Thus, ALLC players maintain their standings no matter how strict the environment is, suggesting that these leading-eight strategies might be able to compete with ALLC in a wider range of social strictness. Fig.3C shows that, for most of the leading-eight, reputations of ALLD accumulate as group assessment criterion goes

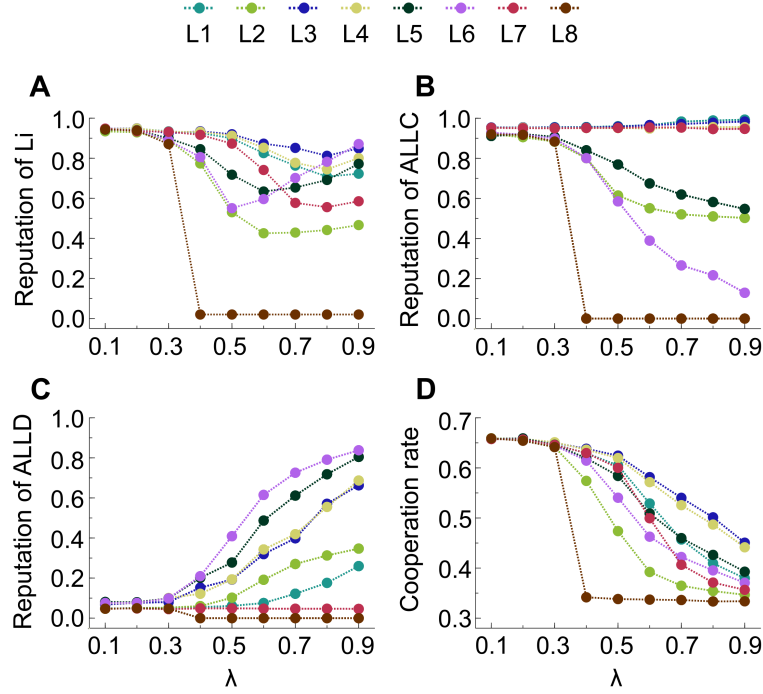


Fig. 3 Group assessment criterion brings divergences to the dynamics of reputation evolving. Leading-eight strategies behave similarly in a relatively relaxed environment ($\lambda \rightarrow 0$). Yet when the society turns strict ($\lambda \rightarrow 1$), we can differently group them according to their attitudes towards the strategy being assessed. (A) Leading -eight, except for L8, follow similar patterns considering the reputations of their own populations. The minimum ratio of good reputations appears with an intermediate value of group assessment criterion. (B,C) Threshold of cooperation rises with the social strictness, results in incremental distrust over ALLC in scenarios including L2, L5, L6, and L8, where cooperating with a bad group undermines the standing of a good player. On the other hand, defection becomes the more reasonable choice in a strict circumstance. Therefore, ALLD players manage to receive recognition from most of leading-eight strategies, especially L3-L6 which allow bad players clearing their name through defecting against a bad group. (D) Strict societies bring its players more difficulties to cooperate, leading to a lower cooperation rate comparing with relaxed environments. Each point in box A, B, C shows the results of iterated reputation after $2 \cdot 10^6$ simulated interactions in populations of size $N = 150$. For each iteration, the size of the game k is randomly selected between the upper bound $k_{\max} = 10$ and the lower bound $k_{\min} = 2$ with equal probabilities. Group interactions are observed with probability $q = 0.9$. Perception errors take place with probability $\epsilon = 0.05$.

up. Populations of L3, L4, L5, and L6 most evidently follow this pattern. These four strategies assign more than 65% of good reputations to ALLD players when λ equals 0.9, even if the cooperation rates herein hardly exceed 47% (Fig.3D). In these scenarios, a bad donor can reestablish his good reputation by defecting against bad recipients. On the contrary, L1, L2, L7 and L8 nearly always despise ALLD, since bad players can never regain prestige from them through defections, implying that they may have better abilities to compete with ALLD.

Furthermore, as the environment becomes strict, leading-eight players face more difficulty deeming a group as good, making cooperation rates dive without exception (Fig.3D). Due to their forgiving assessment rules, L3 and L4 keep a fairly high rate of cooperation in

strict environment, which results in their vulnerability under invasions of ALLC and ALLD. Leading-eight strategies share a common sense of value in relaxed environments. They favor ALLC along with their own kind, and maintain a significant level of cooperation. However, behavior diverge as the criterion gets tighter, implying the importance of social tolerance to the evolution of cooperation.

2.3 Evolutionary Dynamics

Social participants might alternate their norms in real world. Therefore, in this section, we study the evolutionary dynamics of leading-eight in situations subject to unfixed strategies. To be aligned with the previous stage, we begin with a simplified scenario. Players choose among only three strategies, including one of the leading-eight L_i , ALLC and ALLD. The process of strategy alternation follows the classic simple imitation dynamics [45, 52–54]. For each step, one player are randomly selected from the population. This player may adopt some new strategy with probability μ (known as the mutation rate), or randomly pick some other player as a role model with remaining probability $1 - \mu$. Upon the latter case, the focal player may imitate the strategy of the role model with a probability positively related to the payoff difference between them (see Materials and Methods for details). These two types of strategy alternation construct the evolutionary process based on mutation and selection. Hereinafter, we present the results of strategy evolution with relatively rare mutations [55, 56] (see Supplementary information for results of nonnegligible mutation rates).

We first focus on the cooperation rate of the population through the course of evolution. Here, we refer to the synergy factor R as a power-law function of group size, namely $R(k) = \alpha k^\beta$, with payoff parameter α and exponent β [37]. Considering cases involving plenty of teamwork such as co-authorship of scientific publications, it has been proved that the size of a group significantly affects the function and outcomes of its activities [37, 57, 58]. Our motivation is to describe the evolutionary process of group interaction with the size as a concern. For each value of β , we investigate the eight scenarios over a $\lambda - \alpha$ panel, exploring the coupling effect of payoff level and group assessment criterion. Basically, in all of the scenarios, cooperation is predominant with sufficiently high payoff. According to [37], the critical value of α separating defection and cooperation phases are given by:

$$\alpha_c = \frac{1}{\sum_{k=k_{\min}}^{k_{\max}} P(k)k^{\beta-1}} \quad (2)$$

where k_{\min} and k_{\max} account for the minimal and maximal value of group size. $P(k') = k' / \sum_{k=k_{\min}}^{k_{\max}} k$ accounts for the probability that a group takes the size k' . Clearly we have $\sum_{k=k_{\min}}^{k_{\max}} P(k) = 1$ (Supplementary information shows more details of the calculation). In the case of $\beta = 1$, α_c can be easily calculated as 1. However, intervention of group assessment

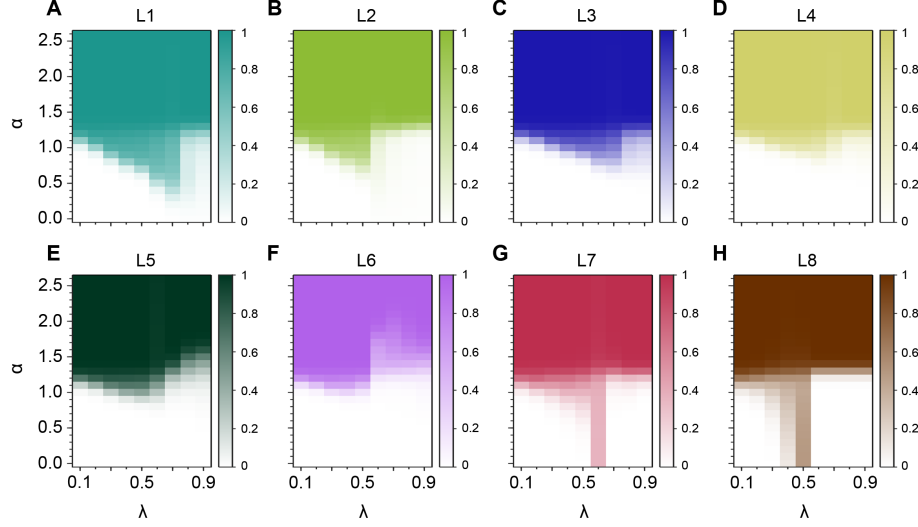


Fig. 4 An optimal, moderately set social assessment criterion is most conducive to promoting cooperation in low-payoff situations. (A-H) Consider the populations consisting one of the leading-eight strategies, ALLC, and ALLD players. Each panel shows the cooperation rate of the scenario covering the spectrum of payoff parameter α and group assessment criterion λ . Basically, high payoff yields cooperation, yet group assessment breaks the monopolistic situation. The value α_c used to depicts the threshold for cooperation to evolve. However, most leading-eight strategies maintain cooperation below α_c with the effect of group assessment. As the society turns from relaxed to moderate, cooperation emerges under conditions of lower α , forming a gradient boundary above the defection phase. This pattern reaches its end at λ_c , a critical value separating the cooperative and the defective regions of leading-eight strategies. Parameters: Population size $N = 30$, group size k is randomly selected between the upper and lower bound $k_{\max} = 10, k_{\min} = 2$, payoff exponent $\beta = 1$, selection strength $s = 1$, perception error rate $\epsilon = 0.05$, observation probability $q = 0.9$, mutation rate $\mu \rightarrow 0$.

criterion disturbs the transition between these two phases (Fig.4). For most of the scenarios, cooperation begins to emerge in situations of lower α as λ increases, forming a downward-sloping boundary above the defection phase. This phenomenon results from the growing ability to identify defectors. Though the environments are still barren, a slightly stricter population is able to limit the exploitative gains of the free-riders, impairing the stability of defection.

While boosting the assessment criterion could help maintaining cooperation in low-payoff environments, this trend does not hold out through. In each of the panel, it reaches an end at a critical value of λ , which we refer to as λ_c (Fig.4). This value plays the role of a threshold, separating the criteria into relaxed ($\lambda < \lambda_c$) and strict ($\lambda > \lambda_c$) regions. In other words, it describes the tendency to cooperate or defect for a certain leading-eight strategy. Around λ_c where the downward-sloping boundary ends, cooperation dives into the lowest payoff level, indicating that an intermediate social assessment criterion is most conducive to promoting cooperation. Scenarios of L1, L2, L7, and L8 are able to maintain significant cooperation rates even when α turns below 0.5 (Fig.4A,B,G,H). Their harsh judgement principle over defections between bad parties provides them with excellent competitiveness against ALLD (Fig.5A,B,G,H), resulting in this counterintuitive performance. Another intriguing phenomenon involves scenarios of

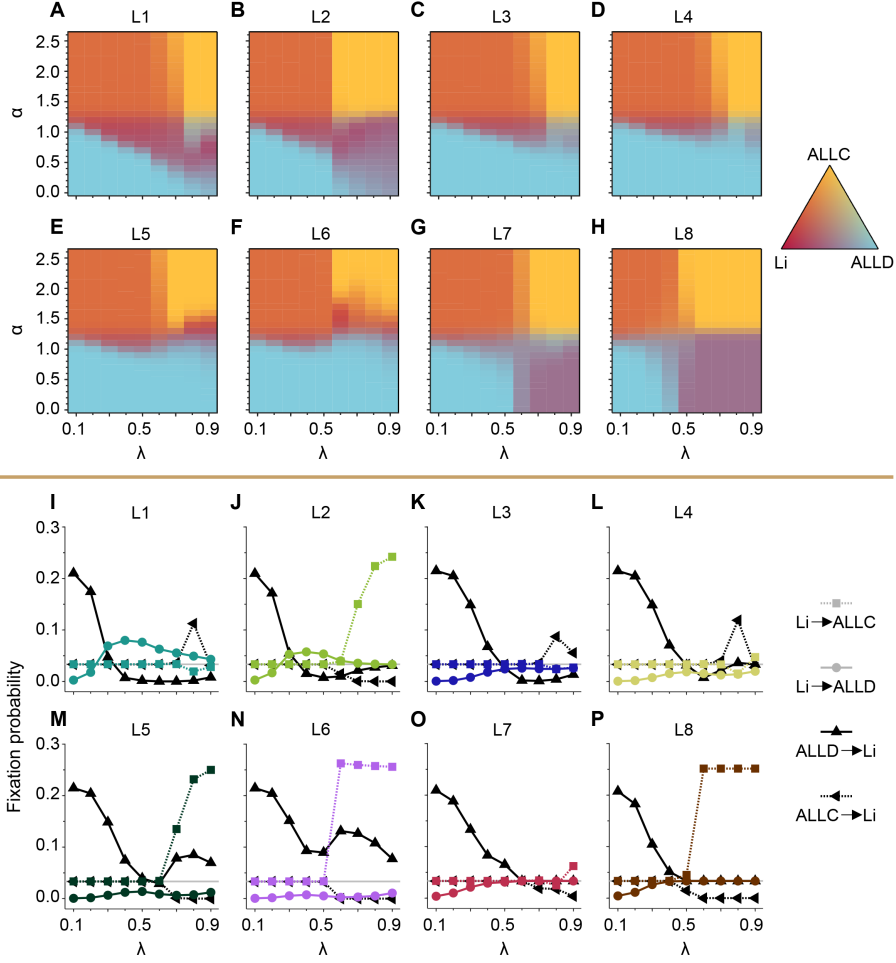


Fig. 5 Evolution of leading-eight strategies are subject to the coupling effect of payoff parameter and group assessment. **A-H** shows the combined average frequency of three strategies in each scenario. For every color point, the triangle legend shows the corresponding proportion of each strategy in the population. Leading-eight strategies basically result in a draw with ALLC at the upper-left part of each panel, while they are dominated by ALLC as λ exceeds λ_c . In the lower part where $\alpha < \alpha_c$, leading-eight compete with ALLD differently, yet most of them still develop and maintain partly cooperation with low payoff parameters. To further explain the results in this area, **I-P** reveal the fixation probabilities between leading-eight and each of the unconditional strategies, given $\alpha = 0.9$. The horizontal grey line in each panel indicates the reference value of $1/N$. Within the limitation of rare mutations, the evolutionary process transfer among several homogeneous states. Each time a mutation strategy emerging, it may fix in the population and replace the resident strategy. In relaxed environments, ALLD tends to invade and fix in the leading-eight strategies. As the environment becoming stringent, ALLD turns unstable in the scenarios of L2, L5, L6, and L8. The baseline parameters are same as in Fig.4.

L1, L3, L4, and L7 which present higher λ_c compared with the others (Fig.4A,C,D,G). These four strategies allow good donors to cooperate with bad recipient groups, which is efficient to

help cooperators keep their good standings, making the relaxed region extend to higher criteria area. When the social strictness exceeds λ_c , cooperation requires higher payoff level in most of the scenarios. Influence of assessment criterion becomes dimmer.

The results of final average frequency of each strategy and the fixation probabilities among them help us gain a deeper insight (Fig.5). Evolution dynamics of leading-eight strategies are subject to the coupling effect of payoff parameter and group assessment. The λ - α panels are divided into several parts considering how often each strategy is played in the steady state. In a relaxed ($\lambda < \lambda_c$) and abundant ($\alpha > \alpha_c$) environment, all of the leading-eight strategies break even with ALLC to a similar ratio. As the society turns strict ($\lambda > \lambda_c$), ALLC fully occupies the population. On the contrary, in a barren ($\alpha < \alpha_c$) environment where ALLC cannot exist, cooperation only arises from leading-eight strategies. Their ability to compete with ALLD varies dramatically. L3-L6, though showing a slight trend of evolution as λ rises below λ_c , are hardly able to exist in barren area (Fig.5C,D,E,F). These four strategies regard bad donors who defect against bad recipients as good, which makes them unable to distinguish and punish ALLD players. On the other hand, L1, L2, L7, and L8 contend with ALLD in different patterns (Fig.5A,B,G,H). L1 and L2 support cooperation between bad parties. Therefore, they distinctly evolve to lower payoff scenarios as group assessment criterion approaches the λ_c from below. Meanwhile, L7 and L8 stably coexist with ALLD in strict societies, although they hardly maintain cooperation therein. Fixation probabilities between the leading-eight and each unconditional strategy are shown in Fig.5I-P. In each panel, we depict the value of $1/N$ with a horizontal grey line. The payoff parameters we employ here is $\alpha = 0.9$. Given the environment is relaxed, ALLD mutations are able to fix in the resident populations of all the leading-eight strategies. As the criterion increasing, only mutations of L1 and L2 are capable of invading ALLD, with the best performance around $\lambda = 0.4$. L2, L5, L6, and L8 are able to invade ALLC under the condition of $\alpha < \alpha_c$ and $\lambda > \lambda_c$ (Fig.5J,M,N,P) due to their differentiation from these unconditional cooperators.

2.4 Evolution of Assessment Criterion

So far, we have discussed performance of leading-eight competing with unconditional strategies under different payoff levels and social strictness. In the real society, however, people rarely practice ALLC or ALLD as their strategies. Instead, most individuals are willing to cooperate under some, but not all circumstances. Thus raising the question: Within a conditional cooperative population, how would assessment criterion evolve under different social environments? Here, in the next step, we consider populations consist of only one of the leading-eight strategies, equipped with three different group assessment criteria, $\lambda_1 = 0.1$, $\lambda_2 = 0.4$, and $\lambda_3 = 0.7$. Basically, these three values cover a range from below to above the critical value λ_c .

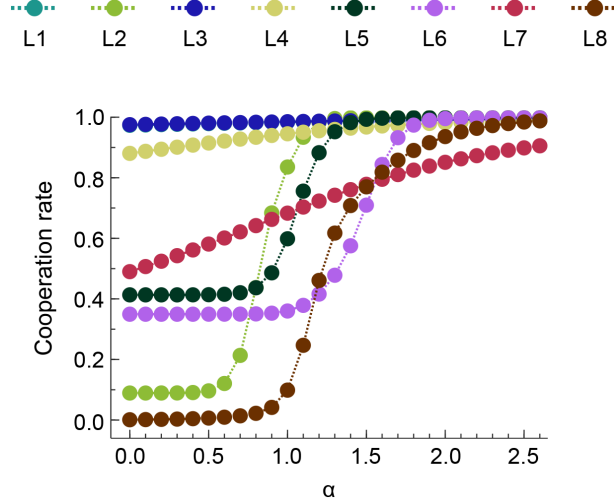


Fig. 6 In six of the eight scenarios, cooperation rate is positively related with payoff parameter for group interactions. L2, L5, L6, and L8 follow an s-shaped curve across the panel, while L4 and L7 take a rather modest way. As for L1 and L3, change in payoff expectation barely affects their fully cooperative state. The patterns within rely on whether the strategy approve cooperation between good donors and bad recipients. Four s-shaped strategies start with lower cooperation rate within a range of small α and rapidly rise to almost full cooperation. The baseline parameters are same as in Fig.4. Values of λ consist of 0.1, 0.4, and 0.7.

Players are allowed to alter their criteria during the evolutionary process, following the same imitation dynamics as in the previous section.

In practical terms, we used to believe that high level of payoff should encourage players to cooperate. After a single time of defection, the free-riders may reap the short-term benefit, but suffer a heavier loss due to the disrepute. However, in two-player situations, as the benefit goes up, temptation of defection gradually becomes overwhelming, resulting in a lower level of cooperation rate [45]. Group interactions, on the other hand, shed light on the laws aligned with the actual societies: In six of the eight scenarios, cooperation rate visibly rises with payoff parameter α (Fig.6). L2, L5, L6, and L8 follow s-shaped curves across the panel, while L4 and L7 take a rather modest way. With α increasing, people tend to adopt relaxed criteria expecting a generous cooperation payoff, which contribute to a higher cooperation rate. Defections, in this case, are adverse to the defectors themselves not only in the long-term future, but also in the current interaction (see Materials and Methods for more details). For L1 and L3, the populations keep high cooperation rates over the whole range of α . Their excellent performances result from their indiscriminating recognition of cooperative actions, indicating the importance to encourage pro-social behavior in barren environments.

Fluctuations of cooperation rate essentially demonstrate the dynamics of population composition. As can be derived from Fig.7, how does the leading-eight strategy regard good players who cooperate with bad recipients determines the pattern of criterion evolution. In scenarios of the s-shaped strategies (L2, L5, L6, and L8), relaxed criteria are unstable when α is small.

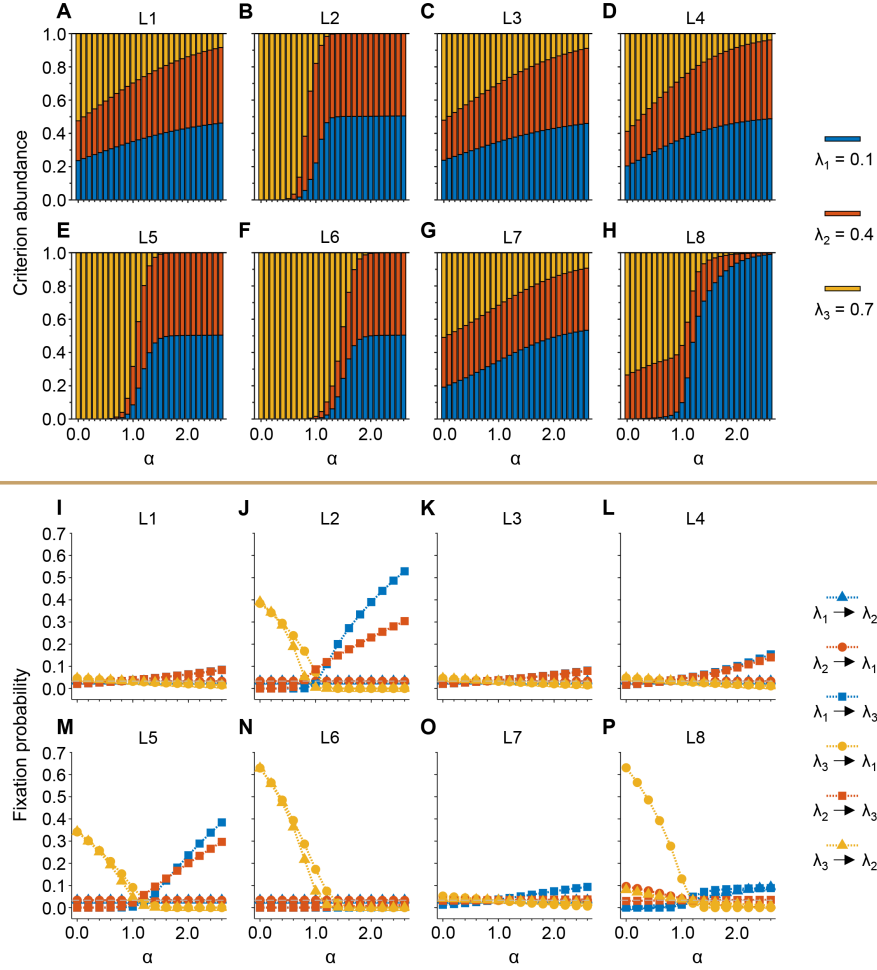


Fig. 7 (A-H) Average abundance for three values of λ under a spectrum of payoff parameter α . Relaxed criteria perform better with high payoff expectation. In scenarios of the s-shaped strategies L2, L5, and L6, strict criterion fully occupies the population when α is small, but gradually vanishes as it increases. The results of criterion evolving explain the trends of cooperation rate in Fig.6. As the expectation of payoff adding up, relaxed players emerge (in s-shaped scenarios) and multiply, bringing higher level of cooperation. **I-P** describe the fixation probabilities among three different assessment criteria. Higher payoff parameter favors the relaxed criterion, coherent with the abundance results. This trend is most prominent in the cases of L2 and L5, which share two principles considering controversial cooperative situations (Fig. 1). Firstly, they both encourage bad players to cooperate. And secondly, they object good players who collaborate with bad recipients. Parameters are same as in Fig.6.

Fully domination of strict population herein distinguishes the s-shaped strategies from the others (Fig.7B,E,F,H). Within the range of $\alpha < 1$, stricter invaders can easily fix in a relaxed population by exploiting the kindness of the resident criterion. The corresponding fixation probabilities exceed 30% for L2 and L5, and 60% for L6 and L8 when $\alpha \rightarrow 0$ (Fig.7J,M,N,P). Conversely, we tend to believe that, in the range of large payoff parameter, relaxed criteria will gradually become predominate over the strict ones. However, among the four s-shaped

cases, only L2 and L5 follow this trend (Fig.7J,M). Besides their common attitudes towards good donors cooperating with bad ones, these two norms also share a forgiving view for cooperation between bad parties. In high-payoff environments, while players with relaxed criterion harvesting their cooperative bonus, this feature can help them regain good standings. In other words, s-shaped strategies, especially L2 and L5, are highly sensitive to the changes of payoff environment regarding their preferences over different criteria. From this point of view, though s-shaped strategies cannot outperform the others in low-payoff area regarding cooperating rates, they demonstrate greater screening capabilities over different criteria, providing an effective method to guide public opinion.

The previous experiments are based on the assumption that mutations are rare. Evolutionary process with rare mutations usually converges to homogeneous states [45]. The population eventually stabilize in a situation where each individual adopts the same strategy, or in this case, the same value of group assessment criterion. However, the past research has shown that there lies great importance considering the effects of mutations. There in Supplementary information, we further explored the corresponding evolutionary results for higher mutation rates. In these scenarios, populations may evolve to more complicate states where coexistence of several different criteria are possible. We show that dominating relations among different values of λ are mitigated as mutations become discernible. Relaxed populations begin to emerge in barren region, while strict ones can survive as α goes up. This trend gradually turns evident along with the mutation rate.

3 Discussion

In social activities, individuals interact based on moral systems. As a crucial medium, indirect information concrete our moral criteria and guide our behaviors in the intricate society. Cooperation emerges and develops within the process of reputation assessment and corresponding actions. Social norms, which also known as strategies, provide the population with principles of using indirect information. Considering the information complexity of strategies, only the ones with certain properties (i.e. the leading-eight strategies) has been proved maintaining cooperation under synchronized environment [38, 44]. These shared properties, such as encourage individuals to cooperate with good ones, depict several basic principles of our moral consensus, including kindness, retaliatory, apologetic, and forgiving. The previous models of indirect reciprocity, assuming that individuals interact in a dyadic mode. For each step, only one donor and one recipient are selected to interact, while other players observe the game process. Under noisy conditions, this mode results in the instability of cooperation with both

low and high benefits. In barren conditions, people hesitate in cooperating for unsatisfied payoff expectations. When the environment turns promising, for another, free-riders easily reap the benefit from cooperators [45].

Practical experiences, however, have proved otherwise. Improvement of social economic generally promotes the progress of moral system, leading to a wider spread of pro-social behaviors [59, 60]. To further develop our interpretation of cooperation in the society, we concentrate on group interactions. We believe that describing the evolutionary dynamics of group game activities helps filling in the gap between theoretical indirect reciprocity and the real situations. To this end, we introduced a framework combining public goods game (which appears as a mature theory for group interactions) and social norms based on reputations. Upon the introduction to group assessment criterion, this framework provides an intuitive guidance for individuals to assess and act accordingly within multiplayer games. We systematically analyzed the performance of the leading-eight strategies in populations with different criteria. Coupling with the payoff parameters, social strictness differently affects the competition amongst the leading-eight and unconditional strategies. For some scenarios, when the strictness is below the critical value, cooperation is still able to survive even with dramatically low expectations in the payoff. This trend may help us understand how group moral systems mitigate the contradiction between individual selfishness and collective interests. We also studied the preference of leading-eight populations over different assessment criteria. We observed two types of negative correlation between payoff levels and social strictness, determined by the attitudes towards hypocritical kindness. To further describe the dynamics in real society, this result can be complemented by studying situations involving more than one kind of conditional cooperative norms. Related outcomes may eventually contribute in economic policy making and public opinion guidance [61].

This research focuses on the dynamical process in well-mixed populations where individuals interact with equal probabilities. Admittedly, while our works are rely on agent-based experiments, infinite-population scenarios with replicator dynamics might be more promising to determine the essence of the critical value more analytically [62, 63]. Nonetheless, this framework of group assessment reveals the importance of studying group interactions in the context of reputation mechanism. Through the findings mentioned above, we showed that some of the leading-eight strategies can still maintain cooperation under barren and noisy environments, indicating a possible explanation of the emergence and evolution of pro-social behaviors in hard times. Note that the concept of group assessment criterion can also be examined in populations with spatial structures such as lattice and networks [37]. Additionally, modifications of game process, such as punishment, rewarding, and quantitative assessment may alter the assessment and action rules, leading to further curious phenomenon of group indirect reciprocity [8–10, 32, 64]. In conclusion, we believe that the introduction of group interactions

to indirect reciprocity has the potential to further unveil the regularity in the evolution of cooperation.

4 Materials and Methods

4.1 Model

We consider a well-mixed population of size N . Each individual is equipped with a strategy $S = \{r(r_a, b, r_p), b(r_a, r_p)\}$. The first function $r(r_a, b, r_p)$ represents the assessment rules. Therein, r_a and r_p respectively correspond to the reputations of the donor (the active party) and the recipients (the passive party), while b stands for the behavior of the donor. The second function $b(r_a, r_p)$ represents the action rules. Each variable and function introduced above is two-valued. Good reputations and cooperative actions are denoted as 1, while bad reputations and defections are 0. For instance, r_a equals to 1 if and only if the donor is regarded as good. For L2, a player dislikes cooperation between a good donor and bad recipients, indicated as $r(1, 1, 0) = 0$. The assessment and action rules are shown in Fig.1. Notice that, for unconditional strategies, the values of function r and b always equal to 1 (for ALLC) or 0 (for ALLD).

4.2 Reputation Evolutionary Dynamics

We refer to the concept of image matrix [46, 50, 51] to keep recording the reputation evolutionary process. An image matrix $M(t) = \{M_{ij}(t)\}$ shows how individuals regard each other at time t . The entry $M_{ij}(t)$ equals to 1 if and only if player i deems j as good at time t , otherwise it equals to 0. In this work, the entries of the initial matrix $M(0)$ are randomly assigned as 1 or 0 with equal probabilities. We also notice that changing the initial matrices (to all 1s or all 0s except for self-assessment, for example) hardly influences our final results.

The game process involved is public goods game. In each time step t , k players are randomly selected from the population to form a group G . Each player in G has to decide whether to cooperate and contribute a cost c to the public wealth pool. The behavior of player i is determined by the action rules $b(r_a, r_p)$ of its strategy $S(i)$. Herein, the reputation of the active party is $r_a = M_{ii}(t)$. For the passive party $G(i) = G \setminus \{i\}$, its reputation depends on the current reputations of its members:

$$r_{G(i)}^i = \begin{cases} 1, & \sum_{j \in G(i)} M_{ij}(t) \geq \lambda |G(i)| \\ 0, & \sum_{j \in G(i)} M_{ij}(t) < \lambda |G(i)| \end{cases} \quad (3)$$

The group assessment criterion λ indicates the threshold of a good group. In other words, a good recipient group should include good members to a ratio at least λ . Players in G always observe the actions of each other, while the other players independently observe the game

with probability q . For an observer l outside the group, with probability ϵ , she may mistake the action of a player i . All of the observers interpret the actions they have observed and, according to their assessment rules, update their images towards the players inside the group. After that, we shall obtain the updated image matrix $M(t + 1)$. The cost from n_C players who cooperates will multiply by the synergy factor $R(k) = \alpha k^\beta$ [37], and equally distributed to each player in G .

For each possible population composition, the above process is iterated over plenty of times (at least $4 \cdot 10^5$ times in each simulation experiment). The point is to figure out how often a strategy would, on average, cooperate in group interactions under different circumstances. Based on the results of cooperating frequencies, we define the expectation payoff of strategy S within the population of composition \mathbf{n} as:

$$\overline{\pi_S(\mathbf{n})} = \sum_{k=k_{\min}}^{k_{\max}} P(k) \sum_{\mathbf{k}} P_S(\mathbf{k}|\mathbf{n}, k) [\zeta \hat{\pi}_C(S|\mathbf{n}, \mathbf{k}) + (1 - \zeta) \hat{\pi}_D(S|\mathbf{n}, \mathbf{k})] \quad (4)$$

where ζ represents the cooperating frequency of S. The detailed deducing process should be found in Supplementary information.

4.3 Strategy and Criterion Evolutionary Dynamics

To get a further insight, we allow players to change their strategies. The process of strategy evolving is modeled as a pairwise comparison course [52, 53]. In each step, one focal individual i is selected from the population to change his strategy. With probability μ , this individual randomly mutates to another possible strategy. With the remaining probability $1 - \mu$, i randomly chooses an individual j with different strategy as his role model. In the latter case, i may adopt j 's strategy with probability $P(\bar{\pi}_i, \bar{\pi}_j) = \{1 + \exp[-s(\bar{\pi}_j - \bar{\pi}_i)]\}^{-1}$, where s denotes the strength of selection [65]. Literally, it determines how strong the learning tendency is related with the payoff difference.

In the section of Evolution of Assessment Criterion, we follow the similar method, only the changeable part of individuals turns from their strategies to their criteria. For the case of $\beta = 1$, the payoff for a player to cooperate and defect are $\pi_C(k, n_C) = \alpha n_C - c$ and $\pi_D(k, n_C) = \alpha(n_C - 1)$, respectively. Given $\alpha > c$, we have $\pi_C(k, n_C) > \pi_D(k, n_C)$. In the main text, we focus on the situations where mutations are rare and the learning strength equals to 1. As provided in Supplementary information, we show how adjusting the mutation rates or the learning strength gradually results in a homogeneous destination.

Supplementary information Supplementary information for this paper is attached.

Acknowledgments This work is supported by National Key Research and Development Program of China (2022ZD0116800), Program of National Natural Science Foundation of

China (62141605, 12201026, 11922102, 11871004), and Beijing Natural Science Foundation (Z230001).

Declarations

Funding

National Key Research and Development Program of China grant 2022ZD0116800

National Natural Science Foundation of China grant 62141605

National Natural Science Foundation of China grant 12201026

National Natural Science Foundation of China grant 11922102

National Natural Science Foundation of China grant 11871004

Beijing Natural Science Foundation grant Z230001

Competing interests

The authors declare no competing interests.

Code availability

All simulations and numerical calculations were performed with MATLAB R2021b. Custom code that supports the findings of this study is available from the corresponding author upon request.

Author contributions

M.W. and X.W. conceived the study. M.W., X.W., L.L., H.Z., Y.J., Y.H., Z.Z. and S.T. performed the analysis and discussed the results. M.W., X.W. and S.T. wrote the paper.

References

- [1] Alexander, R. D. The biology of moral systems. piscataway (1987).
- [2] Fehr, E. & Fischbacher, U. Social norms and human cooperation. *Trends in cognitive sciences* **8**, 185–190 (2004).
- [3] Boyd, R. & Richerson, P. J. Culture and the evolution of human cooperation. *Philosophical Transactions of the Royal Society B: Biological Sciences* **364**, 3281–3288 (2009).
- [4] Rand, D. G. & Nowak, M. A. Human cooperation. *Trends in cognitive sciences* **17**, 413–425 (2013).

- [5] Wedekind, C. & Milinski, M. Cooperation through image scoring in humans. *Science* **288**, 850–852 (2000).
- [6] Milinski, M., Semmann, D., Bakker, T. C. & Krambeck, H.-J. Cooperation through indirect reciprocity: image scoring or standing strategy? *Proceedings of the Royal Society of London. Series B: Biological Sciences* **268**, 2495–2501 (2001).
- [7] Bolton, G. E., Katok, E. & Ockenfels, A. Cooperation among strangers with limited information about reputation. *Journal of Public Economics* **89**, 1457–1468 (2005).
- [8] Brandt, H., Hauert, C. & Sigmund, K. Punishment and reputation in spatial public goods games. *Proceedings of the royal society of London. Series B: biological sciences* **270**, 1099–1104 (2003).
- [9] Rockenbach, B. & Milinski, M. The efficient interaction of indirect reciprocity and costly punishment. *Nature* **444**, 718–723 (2006).
- [10] Nelissen, R. M. The price you pay: Cost-dependent reputation effects of altruistic punishment. *Evolution and Human Behavior* **29**, 242–248 (2008).
- [11] Chen, X., Szolnoki, A. & Perc, M. Competition and cooperation among different punishing strategies in the spatial public goods game. *Physical Review E* **92**, 012819 (2015).
- [12] Jacquet, J., Hauert, C., Traulsen, A. & Milinski, M. Shame and honour drive cooperation. *Biology letters* **7**, 899–901 (2011).
- [13] Sommerfeld, R. D., Krambeck, H.-J., Semmann, D. & Milinski, M. Gossip as an alternative for direct observation in games of indirect reciprocity. *Proceedings of the national academy of sciences* **104**, 17435–17440 (2007).
- [14] Sigmund, K. Moral assessment in indirect reciprocity. *Journal of theoretical biology* **299**, 25–30 (2012).
- [15] Nowak, M. A. Five rules for the evolution of cooperation. *science* **314**, 1560–1563 (2006).
- [16] Nowak, M. A. & Sigmund, K. Evolution of indirect reciprocity. *Nature* **437**, 1291–1298 (2005).
- [17] Nowak, M. A. & Sigmund, K. Evolution of indirect reciprocity by image scoring. *Nature* **393**, 573–577 (1998).

- [18] Leimar, O. & Hammerstein, P. Evolution of cooperation through indirect reciprocity. *Proceedings of the Royal Society of London. Series B: Biological Sciences* **268**, 745–753 (2001).
- [19] Nowak, M. A. & Sigmund, K. The dynamics of indirect reciprocity. *Journal of theoretical Biology* **194**, 561–574 (1998).
- [20] Brandt, H. & Sigmund, K. The logic of reprobation: assessment and action rules for indirect reciprocation. *Journal of theoretical biology* **231**, 475–486 (2004).
- [21] Szabó, G. & Hauert, C. Phase transitions and volunteering in spatial public goods games. *Physical review letters* **89**, 118101 (2002).
- [22] Szolnoki, A., Perc, M. & Szabó, G. Topology-independent impact of noise on cooperation in spatial public goods games. *Physical Review E* **80**, 056109 (2009).
- [23] Perc, M., Gómez-Gardenes, J., Szolnoki, A., Floría, L. M. & Moreno, Y. Evolutionary dynamics of group interactions on structured populations: a review. *Journal of the royal society interface* **10**, 20120997 (2013).
- [24] Nax, H. H., Perc, M., Szolnoki, A. & Helbing, D. Stability of cooperation under image scoring in group interactions. *Scientific reports* **5**, 1–7 (2015).
- [25] Kollock, P. Social dilemmas: The anatomy of cooperation. *Annual review of sociology* 183–214 (1998).
- [26] Hauert, C., De Monte, S., Hofbauer, J. & Sigmund, K. Volunteering as red queen mechanism for cooperation in public goods games. *Science* **296**, 1129–1132 (2002).
- [27] Shao, Y., Wang, X. & Fu, F. Evolutionary dynamics of group cooperation with asymmetrical environmental feedback. *EPL (Europhysics Letters)* **126**, 40005 (2019).
- [28] Wang, X., Zheng, Z. & Fu, F. Steering eco-evolutionary game dynamics with manifold control. *Proceedings of the Royal Society A* **476**, 20190643 (2020).
- [29] Wang, X. & Fu, F. Eco-evolutionary dynamics with environmental feedback: Cooperation in a changing world. *Europhysics Letters* **132**, 10001 (2020).
- [30] Jiang, Y. *et al.* Nonlinear eco-evolutionary games with global environmental fluctuations and local environmental feedbacks. *PLOS Computational Biology* **19**, e1011269 (2023).
- [31] McAvoy, A., Fraiman, N., Hauert, C., Wakeley, J. & Nowak, M. A. Public goods games in populations with fluctuating size. *Theoretical population biology* **121**, 72–84 (2018).

- [32] Balliet, D., Mulder, L. B. & Van Lange, P. A. Reward, punishment, and cooperation: a meta-analysis. *Psychological bulletin* **137**, 594 (2011).
- [33] Su, Q., Wang, L. & Stanley, H. E. Understanding spatial public goods games on three-layer networks. *New Journal of Physics* **20**, 103030 (2018).
- [34] Su, Q., Li, A., Wang, L. & Eugene Stanley, H. Spatial reciprocity in the evolution of cooperation. *Proceedings of the Royal Society B* **286**, 20190041 (2019).
- [35] McAvoy, A., Allen, B. & Nowak, M. A. Social goods dilemmas in heterogeneous societies. *Nature Human Behaviour* **4**, 819–831 (2020).
- [36] Li, A. *et al.* Evolution of cooperation on temporal networks. *Nature communications* **11**, 2259 (2020).
- [37] Alvarez-Rodriguez, U. *et al.* Evolutionary dynamics of higher-order interactions in social networks. *Nature Human Behaviour* **5**, 586–595 (2021).
- [38] Ohtsuki, H. & Iwasa, Y. How should we define goodness?—reputation dynamics in indirect reciprocity. *Journal of theoretical biology* **231**, 107–120 (2004).
- [39] Santos, F. P., Santos, F. C. & Pacheco, J. M. Social norm complexity and past reputations in the evolution of cooperation. *Nature* **555**, 242–245 (2018).
- [40] Brandt, H. & Sigmund, K. Indirect reciprocity, image scoring, and moral hazard. *Proceedings of the National Academy of Sciences* **102**, 2666–2670 (2005).
- [41] Berger, U. Learning to cooperate via indirect reciprocity. *Games and Economic Behavior* **72**, 30–37 (2011).
- [42] Panchanathan, K. & Boyd, R. A tale of two defectors: the importance of standing for evolution of indirect reciprocity. *Journal of theoretical biology* **224**, 115–126 (2003).
- [43] Takahashi, N. & Mashima, R. The emergence of indirect reciprocity: Is the standing strategy the answer. *Center for the study of cultural and ecological foundations of the mind, Hokkaido University, Japan, Working paper series* **29** (2003).
- [44] Ohtsuki, H. & Iwasa, Y. The leading eight: social norms that can maintain cooperation by indirect reciprocity. *Journal of theoretical biology* **239**, 435–444 (2006).
- [45] Hilbe, C., Schmid, L., Tkadlec, J., Chatterjee, K. & Nowak, M. A. Indirect reciprocity with private, noisy, and incomplete information. *Proceedings of the national academy of sciences* **115**, 12241–12246 (2018).

- [46] Uchida, S. Effect of private information on indirect reciprocity. *Physical Review E* **82**, 036111 (2010).
- [47] Masuda, N. Ingroup favoritism and intergroup cooperation under indirect reciprocity based on group reputation. *Journal of Theoretical Biology* **311**, 8–18 (2012).
- [48] Mukherjee, D., Makarius, E. E. & Stevens, C. E. Business group reputation and affiliates’ internationalization strategies. *Journal of World Business* **53**, 93–103 (2018).
- [49] Perc, M. *et al.* Statistical physics of human cooperation. *Physics Reports* **687**, 1–51 (2017).
- [50] Uchida, S. & Sasaki, T. Effect of assessment error and private information on stern-judging in indirect reciprocity. *Chaos, Solitons & Fractals* **56**, 175–180 (2013).
- [51] Okada, I., Sasaki, T. & Nakai, Y. Tolerant indirect reciprocity can boost social welfare through solidarity with unconditional cooperators in private monitoring. *Scientific reports* **7**, 1–11 (2017).
- [52] Traulsen, A., Nowak, M. A. & Pacheco, J. M. Stochastic dynamics of invasion and fixation. *Physical Review E* **74**, 011909 (2006).
- [53] Stewart, A. J. & Plotkin, J. B. From extortion to generosity, evolution in the iterated prisoner’s dilemma. *Proceedings of the National Academy of Sciences* **110**, 15348–15353 (2013).
- [54] Hilbe, C., Šimsa, Š., Chatterjee, K. & Nowak, M. A. Evolution of cooperation in stochastic games. *Nature* **559**, 246–249 (2018).
- [55] Fudenberg, D. & Imhof, L. A. Imitation processes with small mutations. *Journal of Economic Theory* **131**, 251–262 (2006).
- [56] Wu, B., Gokhale, C. S., Wang, L. & Traulsen, A. How small are small mutation rates? *Journal of mathematical biology* **64**, 803–827 (2012).
- [57] Wuchty, S., Jones, B. F. & Uzzi, B. The increasing dominance of teams in production of knowledge. *Science* **316**, 1036–1039 (2007).
- [58] Wu, L., Wang, D. & Evans, J. A. Large teams develop and small teams disrupt science and technology. *Nature* **566**, 378–382 (2019).
- [59] Imber, J. B. *Markets, morals, and religion* (Routledge, 2017).

- [60] Davis, L. S. & Knauss, M. The moral consequences of economic growth: An empirical investigation. *The Journal of Socio-Economics* **42**, 43–50 (2013).
- [61] Lewis, J. S. The relationship between gun control strictness and mass murder in the united states. *International Social Science Review* **94**, 1–23 (2018).
- [62] Schuster, P. & Sigmund, K. Replicator dynamics. *Journal of theoretical biology* **100**, 533–538 (1983).
- [63] Roca, C. P., Cuesta, J. A. & Sánchez, A. Evolutionary game theory: Temporal and spatial effects beyond replicator dynamics. *Physics of life reviews* **6**, 208–249 (2009).
- [64] Schmid, L., Ekbatani, F., Hilbe, C. & Chatterjee, K. Quantitative assessment can stabilize indirect reciprocity under imperfect information. *Nature Communications* **14**, 2086 (2023).
- [65] Szabó, G. & Tóke, C. Evolutionary prisoner’s dilemma game on a square lattice. *Physical Review E* **58**, 69 (1998).

Supplementary information

Indirect reciprocity with assessments of group reputation

Ming Wei^{1,3}, Xin Wang^{*2,3,5,6,7}, Longzhao Liu^{2,3,5,6,7}, Hongwei Zheng⁹,
Yishen Jiang^{1,3}, Yajing Hao^{1,3}, Zhiming Zheng^{2,3,4,5,6,7,8}, and Shaoting
Tang^{†2,3,4,5,6,7,8}

¹School of Mathematical Sciences, Beihang University, Beijing 100191,
China

²Institute of Artificial Intelligence, Beihang University, Beijing 100191,
China

³Key laboratory of Mathematics, Informatics and Behavioral
Semantics, Beihang University, Beijing 100191, China

⁴Institute of Medical Artificial Intelligence, Binzhou Medical University,
Yantai 264003, China

⁵Zhongguancun Laboratory, Beijing 100094, China

⁶Beijing Advanced Innovation Center for Future Blockchain and
Privacy Computing, Beihang University, Beijing 100191, China

⁷PengCheng Laboratory, Shenzhen 518055, China

⁸State Key Lab of Software Development Environment, Beihang
University, Beijing 100191, China

⁹Beijing Academy of Blockchain and Edge Computing, Beijing 100085,
China

In this work, we focus on the evolutionary dynamics of indirect reciprocity based on group reputations. The prime idea is to explore how should people behave under varying social strictness. To obtain a fully insight into this topic, we construct three dynamics processes on two different timescales. The reputation dynamics describes the situation where individuals interact with given strategies. We run simulation experiments to calculate how often they cooperate within all kinds of population compositions. The strategy evolutionary dynamics and the group assessment dynamics allow players to alter their strategies or assessment criteria over time. In this case,

*E-mail: wangxin.1993@buaa.edu.cn

†E-mail: tangshaoting@buaa.edu.cn

higher payoff represents more competitiveness, making the strategy or the criterion more likely to be favored in the population. Here in the supplementary information, we detail the dynamics and provide supporting results for the main article. For section 1, we describe the idea and modeling procedure of group reputation. We also show the converging process of cooperation rate during the experiment, indicating the stability of the iterating course. For section 2, we focus on the evolutionary dynamics. We first describe the details in evolutionary process, followed by the mathematical derivation from cooperation rates to the expectations of payoff and the calculations for the critical value α_c . Next, we introduce the concept of selection-mutation equilibrium, which is referred to as the main result of the evolutionary process. At last, we analyse the corresponding outcomes with higher mutation rates and lower strength of selection. For section 3, we study the impact of mutations in the evolution of assessment criterion. For section 4, we return to the conditions of rare mutation and standard selection ($s = 1$) and explore the impact of different values of payoff exponent.

1 Reputation Dynamics

1.1 Description of group reputation

Consider a well-mixed population of size N . In each round, $k(\geq 2)$ members of the population are randomly selected to participate in a public goods game G . Without causing ambiguity, G can also be interpreted as the group consisting of those k members. In the game, each member involved should decide whether to contribute a cost $c > 0$ to the public wealth pool or not. Here, we regard the action of contributing as cooperation (C), and the action of not contributing as defection (D). Suppose there are n_C members cooperating, they should contribute $n_C \cdot c$ to the public pool in total. After the stage of action, the public pool is multiplied by a synergy factor R and equally distributed to all the members of G . Taking the affection of group size into account, we adopt the synergy factor as a power-law function of k , namely $R(k) = \alpha k^\beta$, with payoff parameter α and exponent β [1]. Thus, the payoff of cooperation and defection are defined as

$$\begin{aligned}\pi_C(k, n_C) &= \frac{R(k)cn_C}{k} - c = \alpha k^{\beta-1}cn_C - c \\ \pi_D(k, n_C) &= \frac{R(k)cn_C}{k} = \alpha k^{\beta-1}cn_C\end{aligned}\tag{1}$$

respectively. Indirect reciprocity games are based on indirect information. To this end, we adopt the concepts of incomplete and noisy information [2]. In each round, while the members in G taking actions, the other players outside the group independently observe their behaviors with probability $q > 0$. Upon observation, the action of each group member might be mistaken by an observer with probability $\epsilon \geq 0$. In this case, a cooperative action C may be seen as a D , or a D as a C , analogously. For the players inside G , we assume that they naturally observe the game and are always aware of the real actions.

After the observing stage, players are able to update their opinions upon the group

members' reputations. To perform this assessing process and the previous acting step, each player in the population is equipped with a strategy and a private reputation repository [2]. From the view of this very player, the reputation repository records the reputations of all the population members. Here, with the idea from previous researches [3–5], we regard reputations as binary variables, which take 1 for 'good' and 0 for 'bad'. For player i , her reputation repository at time t is indicated as a N -tuple

$$M_i(t) = \{M_{i1}(t), M_{i2}(t), \dots, M_{iN}(t)\}, \quad (2)$$

where the entry $M_{ij}(t)$ equals 1 if and only if i sees j as good at time t . If we bind up the reputation repositories of all members, we will obtain the image matrix of the population at time t , denoted as $M(t)$.

The strategy of each player is a third-order norm composed of an assessment function r and an action function b . Under different circumstances, these two functions respectively guide the player how to interpret an action and how to take an action. The assessment function $r = r(r_a, b, r_p)$ is a binary-valued function of three binary variables, namely the reputation of the active party (the donor) r_a , the behavior of the active party (the action) b , and the reputation of the passive party (the recipients) r_p . Reputations variables, as mentioned before, take good for 1 and bad for 0. The action variable b takes C for 1 and D for 0, aligned with the action function (which will be introduced afterwards). For a certain input combination, this function is equal to 1 if the strategy deems the action in such context as good. Take the leading-eight strategies (as introduced in **Fig.1**) for example, cooperation between good parties yields good views ($r(1, 1, 1) = 1$), while defections between them yields bad views ($r(1, 0, 1) = 0$). According to their own strategies, all of the players update their reputation repositories after a game taking place, forming the new image matrix $M(t + 1)$.

Similarly, the action function $b = b(r_a, r_p)$ describes how to act as the active party. It is, again, a binary-valued function. The input includes the reputations of the active party (i.e. the player himself) r_a and the passive party r_p . The output of cooperation is represented as 1, and defections as 0. Unlike the traditional two-player interactions, the passive party of group interactions may consist of more than one individual. As a player i in G conduct his acting process, all of the rest members in the group should be considered into the action context. Thus, we define the passive party as the collection of the members of G excluding i , denoted as $G(i) = G \setminus \{i\}$. To be aligned with the two-player games, we refer to the passive party as *the recipient group* as well. Note that, a player belonging to the recipients also acts as the donor when we choose him to be the focal role. From the view of i , the reputation of the recipients is represented as

$$r_{G(i)}^i = \begin{cases} 1, & \sum_{j \in G(i)} M_{ij}(t) \geq \lambda |G(i)| \\ 0, & \sum_{j \in G(i)} M_{ij}(t) < \lambda |G(i)|. \end{cases} \quad (3)$$

The parameter λ indicates the group assessment criterion. It describes the threshold for a good group. Typically, a recipient group which includes good players to a

percentage of λ or more should be considered as good. Due to the need to judge the passive party, group assessment criteria play their part in both the assessment function and the action function. We note that when $k = 2$, this framework of interacting and observing degenerates into the situation of two-player games.

Based on various assessment and action functions, there are a total of 4096 third-order norms. However, for the purposes of this study, we will only consider the *leading-eight* norms that have been shown to maintain cooperation in situations where indirect information is present [6, 7]. While the assumption of dyadic games has yielded many interesting results, interactions involving multiple players are equally important in explaining cooperation in society [8, 9]. In this study, we focus on group interactions and examine the dynamics of reputation for the leading-eight strategies when competing against unconditional strategies such as ALLC (always cooperate) and ALLD (always defect). Since ALLC and ALLD always cooperate and always defect, respectively, their assessment rules do not actually make any difference.

1.2 Convergence of cooperation rate

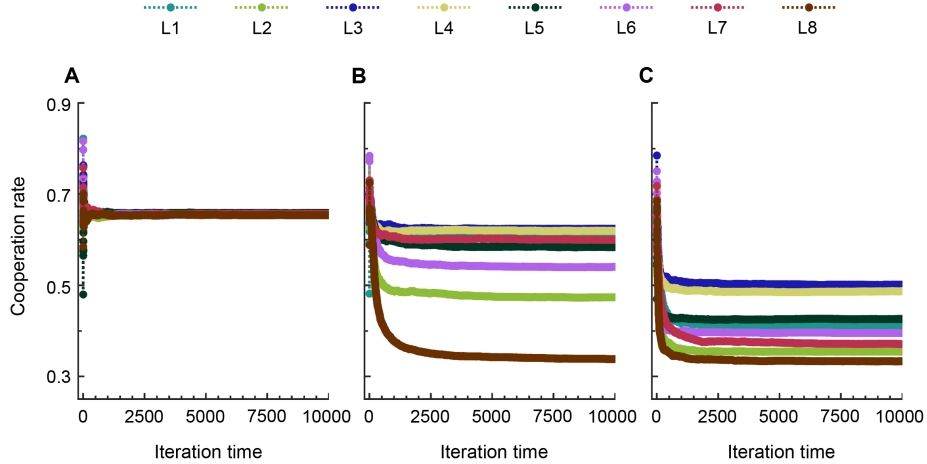
Conditional cooperative strategies can vary their cooperation rate in different circumstances. The composition of the population, i.e. the exact number of the leading-eight, ALLD, and ALLC players, affects the frequency of cooperation, which in turn affects the payoffs of the strategies. To calculate the expected payoff for each strategy, we examine the evolutionary process as it competes with ALLC and ALLD under various population compositions. In each scenario, we iterate the Public Goods Game process over $4 \cdot 10^5$ times to ensure that the cooperation rate converges. Supplementary Figure 1 shows the cooperation rate of the population over 10^4 iteration times. These results represent a population equally divided by the three strategies: one leading-eight, ALLC, and ALLD. The left, middle, and right panels correspond to assessment criteria of 0.2, 0.5, and 0.8, respectively. All scenarios converge to a relatively stable level of cooperation. As the environment becomes more stringent, the cooperation rates drop to varying degrees, consistent with the results in Fig.3.

2 Evolutionary Dynamics

2.1 Description of evolutionary process

In the previous section, we discussed the reputation framework based on fixed population compositions. On a larger timescale, we allow players to adopt new strategies and criteria through two ways, mutation and imitation. The basic idea is that, strategies with higher payoffs take greater odds in the competition. The strategy alternation process we adopt here is the simple imitation model [10].

Consider a population of size N , where each individual i is equipped with a strategy and a group assessment criterion, namely $\{S^i; \lambda^i\} = \{r^i, b^i; \lambda^i\}$. To be aligned with the reputation process, we assume that the strategy pool only contains three



Supplementary Figure 1: After many iterations, the cooperation rates of all scenarios converge to different but stable levels. Scenarios (A-C) correspond to populations with λ values of 0.2, 0.5, and 0.8, respectively. The population composition shown here is 1:1:1 for the leading-eight, ALLC, and ALLD strategies. Since ALLC and ALLD always take unconditional actions, the cooperation rate of the population fluctuates between $1/3$ and $2/3$. In relaxed scenarios like A, all eight strategies converge to a fully cooperative state. However, as the population becomes more stringent, the cooperation rates drop to varying degrees. The parameters used are: population size $N = 30$, upper and lower bounds of group size $k_{\max} = 10$ and $k_{\min} = 2$, perception error rate $\epsilon = 0.05$, and observation probability $q = 0.9$.

strategies: one of the leading-eight, ALLC, and ALLD. The current population composition is represented as a three-dimensional vector $\mathbf{n} = (n_1, n_2, n_3)$, whose entries orderly indicates the number of players adopting each strategy. In each time step of evolution, a focal player i is randomly selected to alter his strategy. With probability μ , which is known as *the mutation rate*, the focal player randomly chooses and adopts a new strategy. With the remaining probability $1 - \mu$, he randomly picks a role model j from the other population members. Suppose the expectations of payoff for these two players are $\overline{\pi_i(\mathbf{n})}$ and $\overline{\pi_j(\mathbf{n})}$ (calculations of the payoff are shown in the next subsection), then the focal i will adopt the strategy of j with probability given by the Fermi function [11],

$$P(\overline{\pi_i(\mathbf{n})}, \overline{\pi_j(\mathbf{n})}) = \frac{1}{1 + \exp[-s(\overline{\pi_j(\mathbf{n})} - \overline{\pi_i(\mathbf{n})})]}. \quad (4)$$

The parameter s is the *strength of selection*. It determines the degree to which strategy imitation is correlated with the payoff difference. With high value of s , $P(\overline{\pi_i(\mathbf{n})}, \overline{\pi_j(\mathbf{n})})$ increases, indicating a greater chance for the focal player to imitate the role model, given that $\overline{\pi_j(\mathbf{n})} - \overline{\pi_i(\mathbf{n})} > 0$.

2.2 From cooperation rate to payoff

To complete the process of strategy updating, the focal player needs to compare the payoff expectations of the role model and himself. We use the cooperation rates of each strategy and equation 1 to calculate the payoffs under all types of population

compositions. In line with the previous assumptions, consider the situation of three strategies-one of the leading-eight, ALLC, and ALLD. Firstly, we take a leading-eight player as the focal. When the update takes place, we denote the population composition as $\mathbf{n} = (n_1, n_2, n_3)$, where $n_1 \geq 1$. For a game including k players, the game composition $\mathbf{k} = (k_1, k_2, k_3)$ ($k_1 \geq 1$) records the number of players involved that adopt each strategy. The cooperation rate of the leading-eight L_i is denoted as $\zeta := P(b_i = 1|\mathbf{n}, \mathbf{k})$. Notice that ζ is obtained from the reputation process and varies upon different \mathbf{n} s, \mathbf{k} s and strategies. We can consequently obtain the cooperation and defection payoffs of L_i

$$\begin{aligned}\hat{\pi}_C(L_i|\mathbf{n}, \mathbf{k}) &= \sum_{j=0}^{k_1-1} \binom{k_1-1}{j} \zeta^j (1-\zeta)^{k_1-1-j} \cdot \pi_C(k, k_2 + j + 1) \\ \hat{\pi}_D(L_i|\mathbf{n}, \mathbf{k}) &= \sum_{j=0}^{k_1-1} \binom{k_1-1}{j} \zeta^j (1-\zeta)^{k_1-1-j} \cdot \pi_D(k, k_2 + j).\end{aligned}\quad (5)$$

Upon $\mathbf{n} = (n_1, n_2, n_3)$, the probability that a game of composition \mathbf{k} including the focal player is

$$P_{L_i}(\mathbf{k}|\mathbf{n}, k) = \frac{\binom{n_1-1}{k_1-1} \binom{n_2}{k_2} \binom{n_3}{k_3}}{\binom{N-1}{k-1}}. \quad (6)$$

Additionally, the focal player participates a size k game with probability $P(k) = k / \sum_{k=k_{\min}}^{k_{\max}} k$. Therefore, we are able to calculate the payoff expectation of the L_i player under composition \mathbf{n} as

$$\overline{\pi_{L_i}(\mathbf{n})} = \sum_{k=k_{\min}}^{k_{\max}} P(k) \sum_{\mathbf{k}} P_{L_i}(\mathbf{k}|\mathbf{n}, k) [\zeta \hat{\pi}_C(L_i|\mathbf{n}, \mathbf{k}) + (1-\zeta) \hat{\pi}_D(L_i|\mathbf{n}, \mathbf{k})] \quad (7)$$

For a focal player adopting ALLC or ALLD, we can similarly calculate their payoffs. With the assumption of $n_2 \geq 1, k_2 \geq 1$, the cooperation payoff expectation of ALLC is

$$\hat{\pi}_C(ALLC|\mathbf{n}, \mathbf{k}) = \sum_{j=0}^{k_1} \binom{k_1}{j} \zeta^j (1-\zeta)^{k_1-j} \cdot \pi_C(k, k_2 + j). \quad (8)$$

On the other hand, assuming $n_3 \geq 1, k_3 \geq 1$, the defection payoff expectation of ALLD is

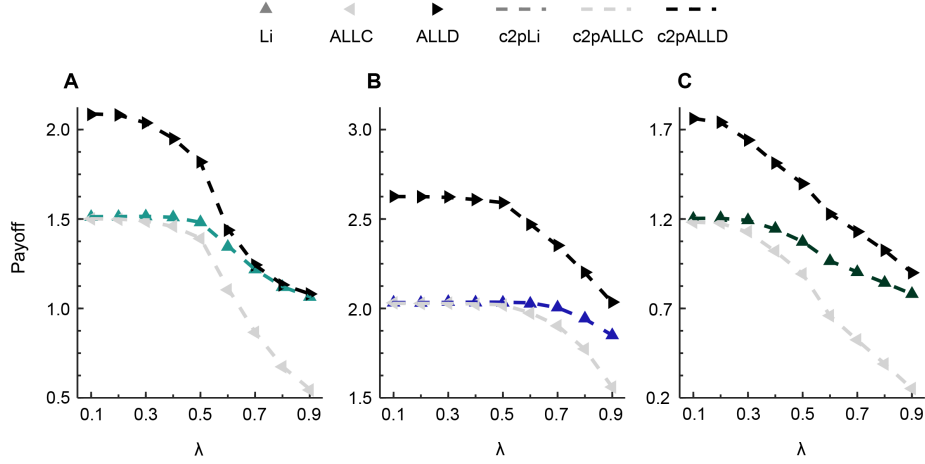
$$\hat{\pi}_D(ALLD|\mathbf{n}, \mathbf{k}) = \sum_{j=0}^{k_1} \binom{k_1}{j} \zeta^j (1-\zeta)^{k_1-j} \cdot \pi_D(k, k_2 + j) \quad (9)$$

Analogously, with a focal player of ALLC or ALLD, we have the involving possibility

$$P_{ALLC}(\mathbf{k}|\mathbf{n}, k) = \frac{\binom{n_1}{k_1} \binom{n_2-1}{k_2-1} \binom{n_3}{k_3}}{\binom{N-1}{k-1}}, \quad P_{ALLD}(\mathbf{k}|\mathbf{n}, k) = \frac{\binom{n_1}{k_1} \binom{n_2}{k_2} \binom{n_3-1}{k_3-1}}{\binom{N-1}{k-1}}. \quad (10)$$

Thereby, the payoff expectations of ALLC and ALLD under population composition \mathbf{n} are represented as

$$\begin{aligned}\overline{\pi_{ALLC}(\mathbf{n})} &= \sum_{k=k_{\min}}^{k_{\max}} P(k) \sum_{\mathbf{k}} P_{ALLC}(\mathbf{k}|\mathbf{n}, k) \hat{\pi}_C(ALLC|\mathbf{n}, \mathbf{k}) \\ \overline{\pi_{ALLD}(\mathbf{n})} &= \sum_{k=k_{\min}}^{k_{\max}} P(k) \sum_{\mathbf{k}} P_{ALLD}(\mathbf{k}|\mathbf{n}, k) \hat{\pi}_D(ALLD|\mathbf{n}, \mathbf{k}),\end{aligned}\quad (11)$$



Supplementary Figure 2: (A-C) show the comparing between simulations and calculations. The calculated results closely match the simulated payoffs, suggesting the accuracy and reliability of the calculating process from cooperation rates to payoff expectations. The panels present the scenarios of L1, L3 and L6 under the population compositions 1 : 1 : 1, 8 : 17 : 5, and 10 : 7 : 13, respectively. Parameters: Population size $N = 30$, payoff parameters $\alpha = 0.5$, $\beta = 1$, strength of selection $s = 1$, mutations are rare $\mu \rightarrow 0$. The simulated results are averaged over $4 \cdot 10^5$ rounds of games.

respectively.

To validate the procedure outlined earlier, we performed simulation tests and compared the resulting payoffs to our calculations. Supplementary Figure 2 presents the scenarios of three leading-eight strategies competing against ALLC and ALLD under various population compositions. The simulated payoffs are represented by triangles, while the calculated results are shown as dashed lines. Notably, the calculated results closely match the simulated payoffs, indicating the accuracy and reliability of our calculations.

2.3 Critical value of payoff parameter

For a certain game, the payoff of cooperators and defectors are defined as in equation 1. In this case, a player involved in a size k game would receive payoff as the following equation by cooperating or defecting:

$$\begin{aligned} \pi_C(k, n_C) &= \frac{R(k)c n_C}{k} - c = \alpha k^{\beta-1} c n_C - c, \\ \pi_D(k, n_C - 1) &= \frac{R(k)c(n_C - 1)}{k} = \alpha k^{\beta-1} c(n_C - 1), \end{aligned} \quad (12)$$

assuming the other players keep their actions unchanged. Thus, the average payoff difference between defection and cooperation is

$$\pi_D(k, n_C - 1) - \pi_C(k, n_C) = c(1 - \alpha k^{\beta-1}). \quad (13)$$

Empirically, we set $c = 1$. The average payoff difference of one game is exactly the sum of average payoff difference over all the possible values of k , namely from k_{\min} to k_{\max} , weighted by the possibility $P(k)$ of each k ,

$$\pi_D - \pi_C = \sum_{k=k_{\min}}^{k_{\max}} P(k)(1 - \alpha k^{\beta-1}) \quad (14)$$

Typically, by setting $\pi_D - \pi_C = 0$, we should obtain the critical value α_c which separating the defection and cooperation phases for unconditional strategies.

$$\sum_{k=k_{\min}}^{k_{\max}} P(k)(1 - \alpha_c k^{\beta-1}) = 0 \quad (15)$$

$$\sum_{k=k_{\min}}^{k_{\max}} P(k)\alpha_c k^{\beta-1} = 1 \quad (16)$$

$$\alpha_c = \frac{1}{\sum_{k=k_{\min}}^{k_{\max}} P(k)k^{\beta-1}} \quad (17)$$

Notice that the above calculations are based on the assumption that all actions are correctly interpreted by the whole population. In the results, we adopted the concepts of observation probability q and error ϵ . With noisy and private information, the criticality of α_c is fuzzified. Instead of a clear boundary between cooperation and defection phases, we observe a small transition range around α_c . Here, neither ALLC nor ALLD has the ability to conquer the other, leaving a most friendly area for leading-eight strategies.

2.4 Selection-mutation equilibrium

The strategy updating process described above should also be iterated over plenty of times before we finally come to a stable composition. Yet the time we are looking at is much longer comparing with the reputation process, not to mention the influence of randomness. Inspired by Hlibe et.al., we employ the concept of selection-mutation equilibrium [2]. Instead of going through the tedious procedure, we can calculate the abundance of each strategy and the average cooperation rate more efficiently.

So far, we have considered the population of size N whose members are able to choose among at most $L = 3$ different types of strategies. Suppose we take $L = 3$, the space of all possible population compositions is defined as

$$\Delta_N^3 = \{\mathbf{n} = (n_1, n_2, n_3) \in \mathbb{N}^3 \mid \sum_{i=1}^3 n_i = N\}. \quad (18)$$

We can also obtain the size of Δ_N^3 as

$$|\Delta_N^3| = \binom{N+2}{2}. \quad (19)$$

The process of strategy updating can be described as a Markov chain within state space Δ_N^3 . For any two states $\mathbf{n}, \mathbf{n}' \in \Delta_N^3$, the one-step transition probability from \mathbf{n}

to \mathbf{n}' is

$$w_{\mathbf{n},\mathbf{n}'} = \begin{cases} \frac{n_i}{N} \left[\frac{\mu}{S-1} + (1-\mu) \frac{n_j}{N-1} P(\bar{\pi}_i, \bar{\pi}_j) \right] & \text{if } n'_i = n_i - 1, n'_j = n_j + 1 \\ 1 - \sum_{j \neq i} \frac{n_i}{N} \left[\frac{\mu}{S-1} + (1-\mu) \frac{n_j}{N-1} P(\bar{\pi}_i, \bar{\pi}_j) \right] & \text{if } \mathbf{n} = \mathbf{n}' \\ 0 & \text{otherwise.} \end{cases} \quad (20)$$

Take $w_{\mathbf{n},\mathbf{n}'}$ s as the entries, we can obtain the transition matrix W of this Markov chain. The normalized left eigenvector of W corresponding to eigenvalue 1 is the probability that the system stabilized at each state. In other words, it is the selection-mutation equilibrium of the evolutionary process.

When mutations are rare, the population will ultimately converge to a homogeneous state. In that case, individuals are expected to adopt the same strategy, and we can still calculate the average abundance of each strategy in the selection-mutation equilibrium [12–14]. For such a homogeneous population of strategy i , there are occasionally some mutations of other strategies. These mutation strategies compete with the resident strategy, and their survival depend on the corresponding fixation probabilities. In one case, they successfully fix in the population. In another case, they emerge and then disappear in the population of i . Suppose there is a mutation of strategy j arising. The fixation probability can be calculated as the following equation [15, 16],

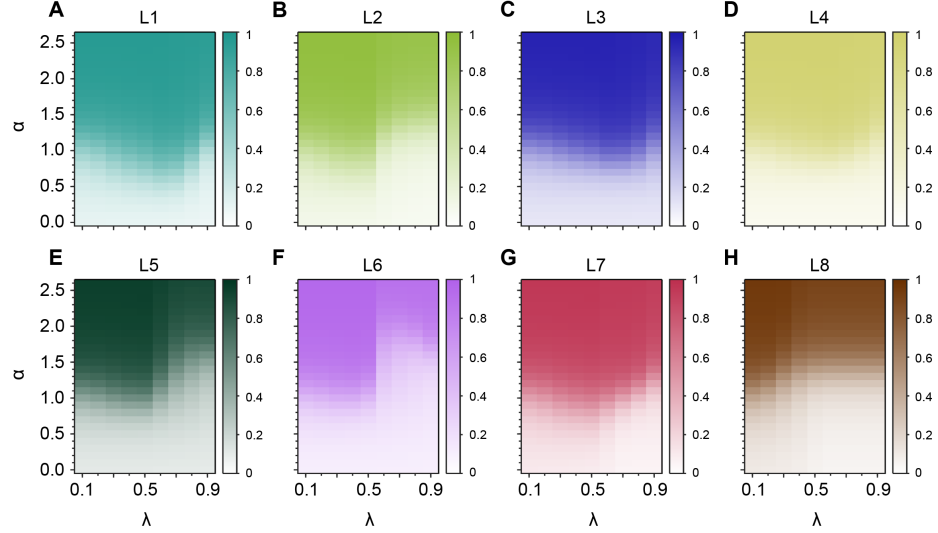
$$p_{ij} = \frac{1}{1 + \sum_{m=1}^{N-1} \prod_{l=1}^m \exp(-s(\pi_j(l) - \pi_i(l)))}. \quad (21)$$

The parameter l here indicates the number of mutations in the population. Based on the fixation probability, we can consequently obtain the selection-mutation equilibrium with the similar method mentioned above, the Markov chain with S states. Each state i represents a homogeneous population wherein all individuals adopt strategy i . The probability of moving from state i to state j is $p_{ij}/(S-1)$. By calculating the invariant distribution of the Markov chain, we obtain the distribution of the evolutionary process when mutations are rare [13].

2.5 Mutation rate in evolutionary dynamics

Besides the previous limitations of rare mutations ($\mu \rightarrow 0$) and standard strength of selection ($s = 1$), we also explored the effect of varying μ and s . Typically speaking, a significant mutation rate usually leads to a greater level of strategy coexistence. Here, in Supplementary Figure 3 and 4, we provide the additional results corresponding to the situations with more mutations, namely $\mu = 0.05$. Comparing with Figure 4 and 5 in the main text, mutations effectively blur the boundary of different phases (Supplementary Figure 4). With constant invasions from ALLC and ALLD, leading-eight strategies become more vulnerable, unable to keep their advantage in the triangle area. Also, fully domination of ALLC or ALLD over the population turns to be impossible. The domain of ALLD and ALLC shrink to the left bottom and top right parts of each panel, respectively, leaving the rest area into a strategy-mixed

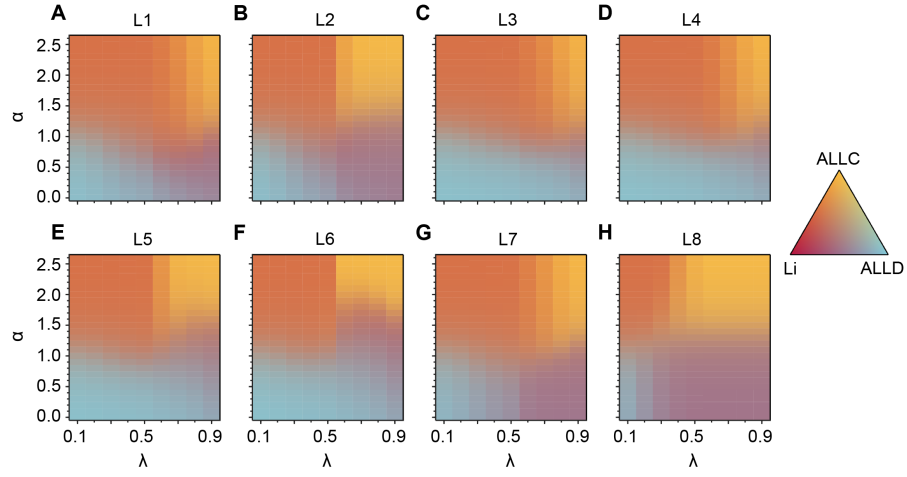
state. This pattern leads to an even spread of cooperation. We discovered a rise of cooperation in low payoff environments, along with a drop in high payoff ones (Supplementary Figure 3). Mutations basically do not influence the position of λ_c . They merely weaken the effect of group assessment criterion, shaping the population into a more even situation.



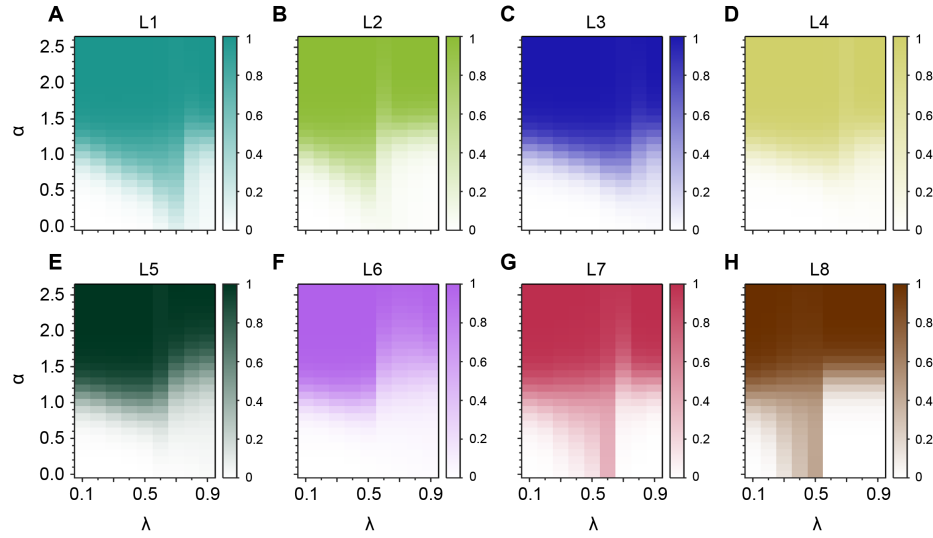
Supplementary Figure 3: Upon the effect of mutations, cooperation becomes more even in every panel. **A-H** shows the cooperation rate of eight scenarios with noteworthy mutations. We observe improvement in the area of $\alpha < \alpha_c$, along with cooperation decreases in the upper part of each panel. In other words, the influences of different norms and payoff parameters have been weakened by the increasing randomness. With the uncertainty of drifting to other norms, players tend to pay less attention on payoff while choosing their strategies. The parameters are population size $N = 30$, payoff exponent $\beta = 1$, strength of selection $s = 1$, and mutation rate $\mu = 0.05$.

2.6 Strength of selection

Upon the evolutionary process of different strategy norms, we additionally provide the results with respect to weaker strengths of selection. Supplementary Figure 5 and 6 show the corresponding results of $s = 0.3$. With smaller s , it becomes harder for the focal player to learn from the role model. We observe an intriguing drop of cooperation rate in the high payoff area around the critical value λ_c , which results from the impairment of ALLC domination. For L5 and L6, this phenomenon is not novel, since these two norms already appeared as the rivals of ALLC when s is larger (see Fig.5 in the main text). However, emerging in the scenarios of other strategies, this trend reveals the effect of lowering the strength of selection. In fact, not only ALLC, but ALLD's dominating area has become smaller as well. Alike the above situation of higher mutation rate, the process of strategy changing depend less on the payoff. The leading-eight players thus requires greater payoff gaps to alter their strategies. The difference is, unlike the mutations, lower selection would not effectively make the whole panel into a mixture of three strategies. It merely weaken the dominant trend

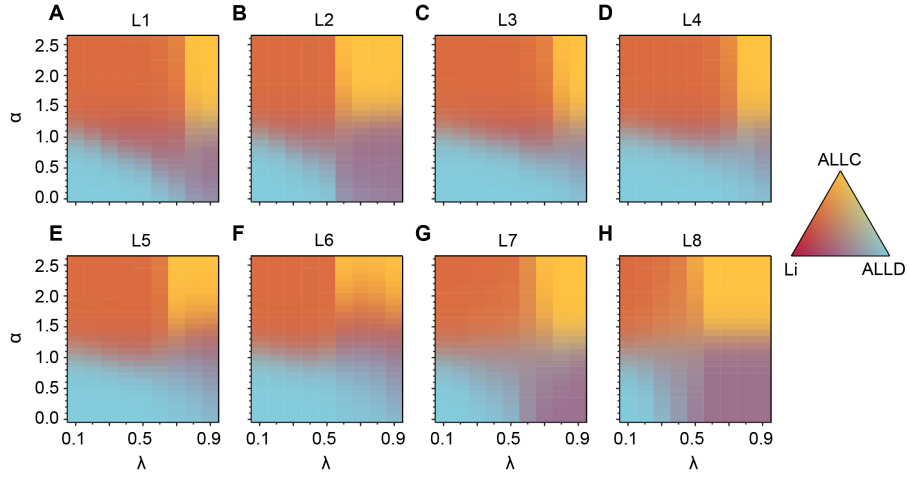


Supplementary Figure 4: Corresponding to Supplementary Figure 3, **A-H** reveals the strategy combination of each scenario over the range of payoff parameter α and group assessment criterion λ . Each color brick here indicates the sum of population structures, weighted by the corresponding values from the eigenvectors mentioned in the previous section. Though the stable states here are no longer limited to homogeneous ones, the basic idea is still to reveal how often the population would choose a certain strategy under various situations. With high mutation rates, all leading-eight strategies cease to keep stable and begin to coexist with ALLC and ALLD in a wider range of parameters. The territories of ALLC and ALLD contract to the corners of each panel. Mixture of norms blurs the boundaries between different areas. The parameters are basically the same as in Supplementary Figure 3.



Supplementary Figure 5: **A-H** shows the cooperation rate of eight scenarios with lower selection, i.e. $s = 0.3$. In the area of $\alpha < \alpha_c$, cooperation spreads to situations with lower payoff parameters. In the fully cooperative area, we discover an obvious decrease of cooperation around λ_c . The parameters are basically the same as in Supplementary Figure 3 expect that $s = 0.3$, and $\mu \rightarrow 0$.

among strategies and soften the transition region.

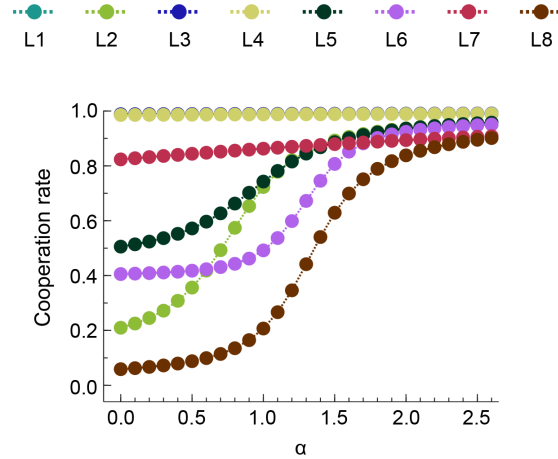


Supplementary Figure 6: By changing the strength of selection, we obtain a different pattern from the impact of mutations. **A-H** shows the accumulated average strategy abundance of eight scenarios with lower selection. Dominant relations among three strategies are softened since payoff differences weight less in the strategy updating process. Transition regions between areas become wider and milder, including the ones between ALLC and ALLD. This trend results in contractions of both pure ALLC and ALLD areas, even though they are not replaced by mixed strategy states like Supplementary Figure 4. The parameters are the same as in Supplementary Figure 5.

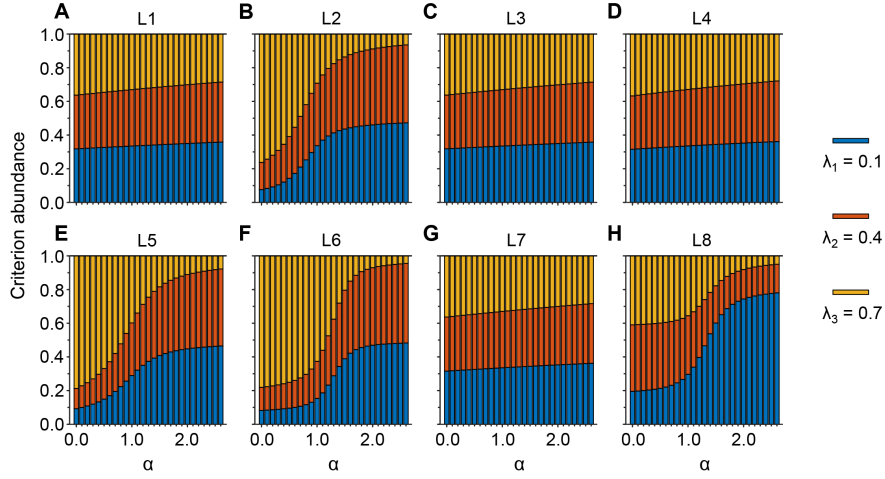
3 Mutation rate in assessment criterion evolution

In the case of the evolutionary process of group assessment criterion, we focus on the impact of mutations. Supplementary Figure 7 shows the results of cooperation rates of pure leading-eight populations with three values of λ , under the condition of $\mu = 0.05$. Comparing with the situations where mutations are rare, most strategies are able to maintain a higher level of cooperation with low payoff. L4 even directly joins the full-cooperation club. Notice that, L2, L5, L6, and L8 keeps their *s-shapes* as α increasing, further explaining the connection between this pattern of cooperation development and the common principle of these four norms.

The average abundances of each value of assessment criterion provide us with a deeper insight into the above results (Supplementary Figure 8). In this case, the dominant relationships between strict and relaxed criteria are not so sheer as the rare mutation situations. In assessment criterion evolution, the most important difference among leading-eight is the attitude towards good cooperating with bad. For those who approving such behavior, i.e., L1, L3, L4, and L7, they almost share the same pattern of criteria distribution. Unlike the case of rare mutations, these four norms hardly show preference to any of the three criterion values when $\alpha \rightarrow 0$. Increasing payoff only offers a subtle influence to these scenarios. Nonetheless, for L2, L5, L6, and L8 who disagree with such behavior, cooperation still develops in an s-shape, only that λ_1 players begin to emerge under barren conditions, while extinction of λ_3 comes more slowly as α goes up.



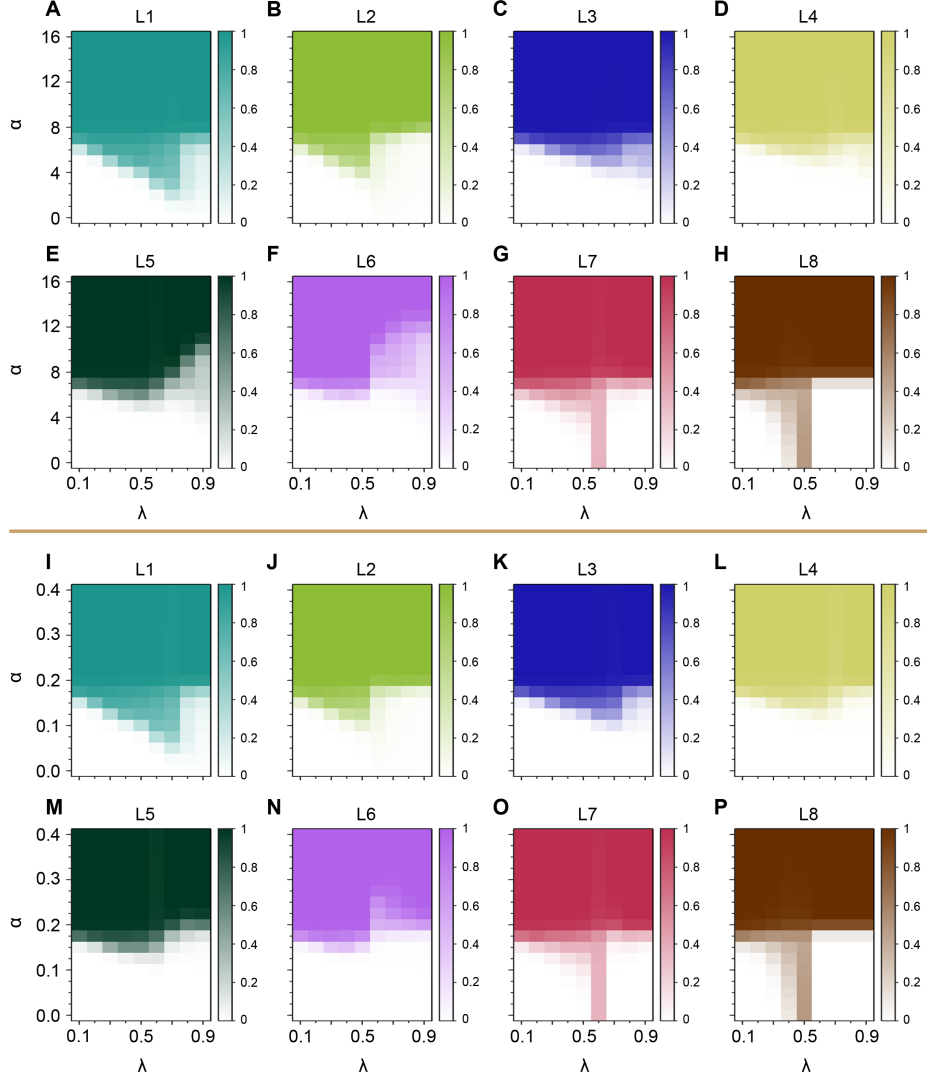
Supplementary Figure 7: Cooperation rate of each leading-eight population as a function of payoff parameter. Comparing with the situations of rare mutations, the cases here show greater cooperative tendencies in low-payoff range. L1, L3, and L4 maintain full cooperation over all values of α . The s-shaped strategies keep their pattern of cooperation development, only with a more gradual trend. Values of λ consist of 0.1, 0.4, and 0.7. Mutation rate is $\mu = 0.05$.



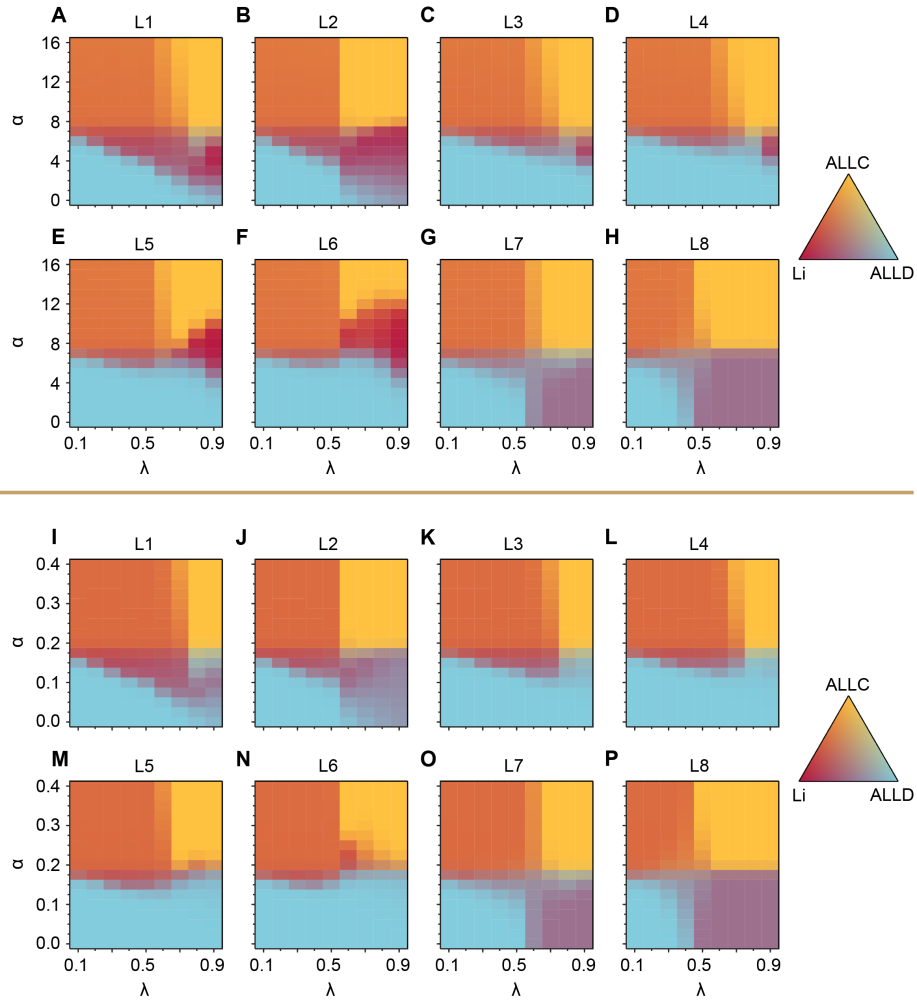
Supplementary Figure 8: (A-H) Assessment criterion abundance of leading-eight populations under higher mutation rates. High payoff still promotes the development of relaxed criterion. With mutations come into play, strict criterion can no longer fully occupy the population in s-shaped scenarios. Also, it manage to exist in high payoff environments. In scenarios where good players are encouraged to cooperate, the payoff parameter α plays a even smaller part than in the rare mutation situations. Populations of these strategies almost always evolve to a fully cooperative state with the effect of mutations. The parameters are the same as in Supplementary Figure 7.

4 Payoff exponents

Within the model of public goods game, we refer to the synergy factor as $R(k) = \alpha k^\beta$, involving the payoff parameter α and exponent β . In order to fully understand the role of payoff in evolutionary dynamics, we carried out experiments with different values of β , along with corresponding ranges of α . Precisely speaking, the parameters are set as following, $\beta = 0$ ($0 \leq \alpha \leq 16$), $\beta = 1$ ($0 \leq \alpha \leq 2.6$), $\beta = 2$ ($0 \leq \alpha \leq 0.4$). Supplementary Figure 9 shows the cooperation rates under rare mutations corresponding to $\beta = 0$ and $\beta = 2$, respectively. With referring to Figure 4, we conclude that the alteration of β mainly plays a role of rescaling. By adjusting the value of payoff exponent, we are able to determine the critical value α_c , thus grasping the range of α where the phase transitions take place. One noteworthy difference lies in scenarios of L5 and L6. These two norms are able to dominate ALLC with $\lambda > \lambda_c$ and α slightly above α_c . We observed an enhancement to this ability as β decreases from 2 to 0 (Supplementary Figure 10E,F). Additionally, in scenarios of $\beta = 0$, L1, L2, L3, and L4 become more competitive with ALLD as $\lambda > \lambda_c$ (Supplementary Figure 10A,B,C,D), inferring that lower exponents may be favorable to the evolution of certain conditional cooperative strategies in strict environments. Note that $\beta = 0$ is equivalent to the situation where the total payoff is linearly related with the number of cooperators, which stands for a common case as in real societies. This conclusion may help us to explain the evolution process of conditional cooperation in human activities.



Supplementary Figure 9: We refer to the synergy factor as a function of group size, namely $R(k) = \alpha k^\beta$, where α and β are the payoff parameter and exponent. **A-H** and **I-P** separately depict the cooperation rates of eight scenarios corresponding to $\beta = 0$ and $\beta = 2$. Comparing with the result of $\beta = 1$, we found that the change of payoff exponent mainly rescales the effect of α , since the critical value α_c is determined with respect to the value β . Parameters: Population size $N = 30$, upper and lower bound of group size $k_{\max} = 10, k_{\min} = 2$, selection strength $s = 1$, perception error rate $\epsilon = 0.05$, observation probability $q = 0.9$, mutation rate $\mu \rightarrow 0$.



Supplementary Figure 10: This figure displays the average strategy abundances of each scenarios with $\beta = 0$ (**A-H**) and $\beta = 2$ (**I-P**). Larger value of β changes the behavior of some leading-eight strategies in the strict area. Given $\beta = 0$, L5 and L6 present a better competitiveness with ALLC, while L1, L2, L3, and L4 obtain an improvement in their coexisting ability with ALLD. Parameters are the same as in Supplementary Figure 9.

References

- [1] Alvarez-Rodriguez U, et al. (2021) Evolutionary dynamics of higher-order interactions in social networks. *Nature Human Behaviour* 5(5):586–595. [1.1](#)
- [2] Hilbe C, Schmid L, Tkadlec J, Chatterjee K, Nowak MA (2018) Indirect reciprocity with private, noisy, and incomplete information. *Proceedings of the national academy of sciences* 115(48):12241–12246. [1.1](#), [2.4](#)
- [3] Nowak MA, Sigmund K (2005) Evolution of indirect reciprocity. *Nature* 437(7063):1291–1298. [1.1](#)
- [4] Sigmund K (2010) The calculus of selfishness in *The Calculus of Selfishness*. (Princeton University Press).
- [5] Sigmund K (2012) Moral assessment in indirect reciprocity. *Journal of theoretical biology* 299:25–30. [1.1](#)
- [6] Ohtsuki H, Iwasa Y (2006) The leading eight: social norms that can maintain cooperation by indirect reciprocity. *Journal of theoretical biology* 239(4):435–444. [1.1](#)
- [7] Ohtsuki H, Iwasa Y (2004) How should we define goodness?—reputation dynamics in indirect reciprocity. *Journal of theoretical biology* 231(1):107–120. [1.1](#)
- [8] Archetti M, Scheuring I (2012) Game theory of public goods in one-shot social dilemmas without assortment. *Journal of theoretical biology* 299:9–20. [1.1](#)
- [9] Perc M, Gómez-Gardenes J, Szolnoki A, Floría LM, Moreno Y (2013) Evolutionary dynamics of group interactions on structured populations: a review. *Journal of the royal society interface* 10(80):20120997. [1.1](#)
- [10] Traulsen A, Nowak MA, Pacheco JM (2006) Stochastic dynamics of invasion and fixation. *Physical Review E* 74(1):011909. [2.1](#)
- [11] Szabó G, Tóke C (1998) Evolutionary prisoner’s dilemma game on a square lattice. *Physical Review E* 58(1):69. [2.1](#)
- [12] Imhof LA, Fudenberg D, Nowak MA (2005) Evolutionary cycles of cooperation and defection. *Proceedings of the National Academy of Sciences* 102(31):10797–10800. [2.4](#)
- [13] Fudenberg D, Imhof LA (2006) Imitation processes with small mutations. *Journal of Economic Theory* 131(1):251–262. [2.4](#)
- [14] Wu B, Gokhale CS, Wang L, Traulsen A (2012) How small are small mutation rates? *Journal of mathematical biology* 64:803–827. [2.4](#)
- [15] Nowak MA, Sasaki A, Taylor C, Fudenberg D (2004) Emergence of cooperation and evolutionary stability in finite populations. *Nature* 428(6983):646–650. [2.4](#)
- [16] Traulsen A, Hauert C (2009) Stochastic evolutionary game dynamics. *Reviews of nonlinear dynamics and complexity* 2:25–61. [2.4](#)