

Multi-Antenna Coded Caching for Multi-Access Networks with Cyclic Wrap-Around

Elizabeth Peter, K. K. Krishnan Namboodiri, and B. Sundar Rajan
 Department of Electrical Communication Engineering, IISc Bangalore, India
 E-mail: {elizabethp, krishnank, bsrajan}@iisc.ac.in

Abstract—This work explores a multiple transmit antenna setting in a multi-access coded caching (MACC) network where each user accesses more than one cache. A MACC network has K users and K caches, and each user has access to $r < K$ consecutive caches in a cyclic wrap-around manner. There are L antennas at the server, and each cache has a normalized size of $M/N \leq 1$. The cyclic wrap-around MACC network with a single antenna at the server has been a well-investigated topic, and several coded caching schemes and improved lower bounds on the performance are known for the same. However, this MACC network has not yet been studied under multi-antenna settings in the coded caching literature. We study the multi-antenna MACC problem and propose a solution for the same by constructing a pair of arrays called caching and delivery arrays. We present three constructions of caching and delivery arrays for different scenarios and obtain corresponding multi-antenna MACC schemes for the same. Two schemes resulting from the above constructions achieve optimal performance under uncoded placement and one-shot delivery. The optimality is shown by matching the performance of the multi-antenna MACC scheme to that of an optimal multi-antenna scheme for a dedicated cache network having an identical number of users, and each user has a normalized cache size of rM/N . Further, as a special case, one of the proposed schemes subsumes an existing optimal MACC scheme for the single-antenna setting.

Index Terms—Coded caching, multi-access coded caching network, multi-antenna.

I. INTRODUCTION

Caching has been considered an efficient solution to tackle the needs of emerging wireless applications. Caching alleviates the high temporal variability of network traffic by prefetching contents into the caches distributed across the network during off-peak hours. When users simultaneously request files during peak times, these prefetched contents are then used to deliver a part of the requested files, thus reducing the amount of data that needs to be transmitted over the link and the total time required to serve the users. In conventional caching techniques, the server sends the remaining data in uncoded form. In [1], the authors illustrated that multicasting opportunities could be created by employing coded transmissions in the delivery phase. Thus, coded transmissions resulted in a further reduced delivery time compared to the one required in the case of uncoded caching techniques. The network model studied in [1] is a dedicated cache network where a single-antenna server having a collection of files communicates to a set of single-antenna users, each with its own cache, over an error-free shared link. For this network, a coded caching scheme was proposed in [1], which was later

shown to be optimal under uncoded placement and distinct user demands [2], [3]. Several follow-up works came since [1] that studied the coded caching approach in different settings [4]–[8].

In this work, our interest is in the well-explored multi-access coded caching (MACC) networks [4], [8]–[11] having an equal number of users and caches, and each user accesses more than one cache in a consecutive and cyclic wrap-around manner. Recently, different types of MACC networks were proposed that were mainly driven by designs [12] and combinatorial topology [13], [14]. The cyclic wrap-around MACC network consists of a single-antenna server connected to a set of K users through a shared link. The server has N files, and there are K caches in the network, each having a size of $M \leq N$ files. Each user has access to r consecutive caches in a cyclic wrap-around manner. This kind of MACC network was inspired by the circular Wyner model for interference networks [15]. Even though cyclic wrap-around MACC networks were studied extensively; there are only two schemes that achieve optimal performance [8], [10]. The scheme in [8] holds only for $M \leq \frac{N-(K-r)}{K}$, and is optimal when $N \leq K$. The other scheme in [10] achieves the optimal performance under uncoded placement when $r = \frac{K-1}{KM/N}$. In all the previous works on cyclic wrap-around MACC networks, the server is assumed to have only a single antenna. The study on multi-antenna settings at the server in other network models has revealed that coded caching gain and multiplexing gain can be combined to reduce the delivery time achieved in the single-antenna setting [16], [17]. Therefore, it is natural to study cyclic wrap-around MACC networks with multiple transmit antennas and investigate whether a similar reduction is possible in this case. This work is the first to explore multi-antenna settings in the cyclic wrap-around MACC networks, and we present multi-antenna coded caching schemes for a MACC network with L transmit antennas under three different scenarios. The contributions are summarized below.

- We first introduce two arrays called caching array and delivery array that can together describe a multi-antenna coded caching scheme for a cyclic wrap-around MACC network. We show that for every pair of caching and delivery arrays, there exists a corresponding multi-antenna MACC scheme (Section III).
- Three constructions of caching and delivery arrays are proposed. The multi-antenna MACC schemes resulting

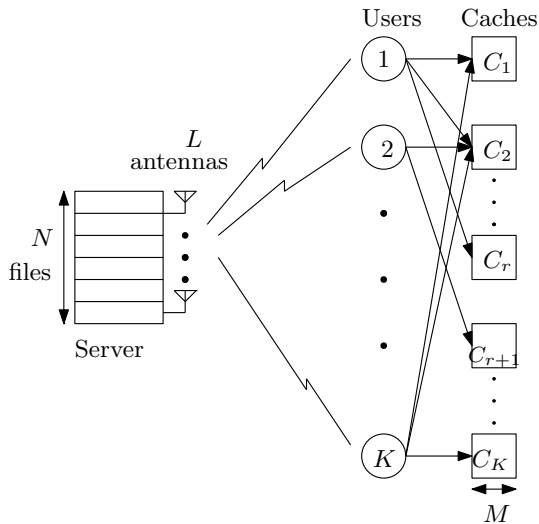


Fig. 1: Cyclic wrap-around MACC network with multiple transmit antennas.

from the above constructions are applicable for the following cases, where $t \triangleq KM/N \in \mathbb{Z}$.

- For any K, r, t , and L satisfying the condition $K \geq r(t+L)$ (Section III-A, Theorem 1),
- $K = rt + L$ and $\gcd(K, t) = 1$ (Section III-A, Theorem 2),
- $K = mrt + (m-1)L$ satisfying $L \geq rt$, $\gcd(K, t) = 1$, and m is an integer greater than one (Section III-A, Theorem 2).

The scheme corresponding to case (a) achieves the normalized delivery time $(K-rt)/(t+L)$ (defined later in Section II). Whereas, the schemes corresponding to cases (b) and (c) achieve the normalized delivery time $(K-rt)/(rt+L)$, which is optimal under uncoded placement and one-shot delivery. Even when $\gcd(K, t) \neq 1$ in cases (b) and (c), the above performance is still achievable in certain specific scenarios.

- The scheme proposed in case (b) is a generalization of the single-antenna MACC scheme in [10], which is optimal under uncoded placement (Section III-A, Remark 1).

Notations: The set $\{1, 2, \dots, n\}$ is denoted by $[n]$, and the set $\{m, m+1, \dots, n\}$ is denoted by $[m, n]$. For any two integers i and K ,

$$\langle i \rangle_K = \begin{cases} i \pmod{K} & \text{if } i \pmod{K} \neq 0, \\ K & \text{if } i \pmod{K} = 0. \end{cases}$$

The bold uppercase and lowercase letters denote matrices and vectors, respectively. The sets are denoted by calligraphic letters. For any set \mathcal{S} , $|\mathcal{S}|$ denotes its cardinality. For any $m \times n$ matrix $\mathbf{A} = [\mathbf{a}_1, \mathbf{a}_2, \dots, \mathbf{a}_n]$, the sub-matrix $[\mathbf{a}_1, \mathbf{a}_2, \dots, \mathbf{a}_{n'}]$, where $n' < n$, is denoted by $\mathbf{A}_{[1:n']}$. For two vectors \mathbf{u} and \mathbf{v} , $\mathbf{u} \perp \mathbf{v}$ means that $\mathbf{u}^T \mathbf{v} = 0$. The field of complex numbers is denoted by \mathbb{C} .

II. SYSTEM AND CHANNEL MODEL

The multi-antenna MACC network consists of a server with L transmit antennas having access to a library of N files $W^{[N]} = \{W^1, W^2, \dots, W^N\}$, each of size B bits, connected to K users through a wireless broadcast link. There are K caches distributed in the network, each of size M files, where $0 \leq M \leq N$. Each user has access to r consecutive caches in a cyclic wrap-around manner. The i^{th} cache is denoted by C_i , where $i \in [K]$. The set of caches accessible to user $k \in [K]$ is denoted by \mathcal{A}_k and is given as $\mathcal{A}_k = \{C_i : i \in [k, \langle k+r-1 \rangle_K]\}$. Thus, $|\mathcal{A}_k| = r$. An illustration of the network model is given in Fig. 1. The communication over this network happens in two phases called placement and delivery phases. In the placement phase, the caches are filled with the file contents subject to the memory constraint. The contents stored in the i^{th} cache are denoted by \mathcal{Z}_{C_i} , and \mathcal{Z}_{C_i} is a function of $W^{[N]}$ such that $|\mathcal{Z}_{C_i}| \leq M$. Therefore, the file contents available to user k , denoted by Z_k , is obtained as $Z_k = \cup_{i \in \mathcal{A}_k} \mathcal{Z}_{C_i}$, which implies $|Z_k| \leq rM$ files.

The delivery phase starts when the users demand one of the N files from the server during peak times. Let the demand of the k^{th} user be denoted as d_k . Then, for a demand vector $\mathbf{d} = (d_1, d_2, \dots, d_K)$, the server makes a set of transmissions as defined by the delivery policy. Let $\mathbf{x} \in \mathbb{C}^{L \times 1}$ be a transmitted message. Then, corresponding to \mathbf{x} , the received message at user k is of the form:

$$y_k = \mathbf{h}_k^T \mathbf{x} + n_k,$$

where $\mathbf{h}_k = [h_{k,1}, h_{k,2}, \dots, h_{k,L}]^T$ represents a random vector of channel gains from L antennas to user k , and n_k is the additive white gaussian noise with unit variance observed at user k . The transmitted message \mathbf{x} follows the power constraint $\mathbb{E}[|\mathbf{x}|^2] \leq P$. The channel gains are known to all the users and the server, and it is assumed to be constant during the transmission. Each user can retrieve the demanded file using the received messages and the side-information. Let \widehat{W}^{d_k} be the file decoded by user k at the end of the delivery phase. Then, for the given placement and delivery policy, the worst-case probability of error, P_e , is defined as

$$P_e = \max_{\mathbf{d} \in [N]^K} \max_{k \in [K]} \mathbb{P}(W^{d_k} \neq \widehat{W}^{d_k}).$$

A coded caching scheme is said to be achievable if $P_e \rightarrow 0$ when $B \rightarrow \infty$ for all possible channel realizations. We perform a high signal-to-noise ratio (SNR) analysis, as often done in the context of multi-antenna coded caching literature [16], [17]. The performance metric used is the normalized delivery time, T_n , which is defined as the worst-case delivery time required to satisfy any possible user demand \mathbf{d} , normalized with respect to the time taken to transmit a file of size B bits to a single user at a rate $\log P$ in the high SNR regime under no caching scenario. i.e.,

$$T_n = \lim_{P \rightarrow \infty} \lim_{B \rightarrow \infty} \frac{\max_{\mathbf{d} \in [N]^K} T(\mathbf{d})}{B/\log P}. \quad (1)$$

Thus, the normalized delivery time represents the time required for all the users to decode its file correctly under suf-

ficiently large file size and high SNR. The optimal normalized delivery time, T_n^* , is then defined as

$$T_n^* = \inf\{T_n : T_n \text{ is achievable}\}. \quad (2)$$

The degrees of freedom (DoF) achieved by a multi-access coded caching scheme is defined as $K(1 - rM/N)/T_n$. The objective of any coded caching scheme is to minimize T_n , or, in other words, maximize the DoF. When we minimize T_n , the spectral efficiency of the system also gets improved.

III. MAIN RESULTS

In this section, we present multi-antenna coded caching schemes for the cyclic wrap-around MACC network discussed in Section II. To describe the schemes, we first define two arrays called *caching array* and *delivery array*.

Definition 1 (Caching array). *For positive integers K , F , Z , and r , an array $\mathbf{C} = [c_{j,k}]$, $j \in [F]$, $k \in [K]$, is called a (K, F, Z, r) caching array if the following conditions are satisfied.*

B1. Each column in \mathbf{C} should contain Z symbol \star 's.

B2. In \mathbf{C} , the support of \star 's in any two columns \mathbf{c}_{k_1} and \mathbf{c}_{k_2} , satisfying $\langle k_1 - k_2 \rangle_K < r$ or $\langle k_2 - k_1 \rangle_K < r$, should be disjoint. i.e., if $\mathcal{R}_{k_1} \triangleq \{j : c_{j,k_1} = \star, \forall j \in [F]\}$ and $\mathcal{R}_{k_2} \triangleq \{j : c_{j,k_2} = \star, \forall j \in [F]\}$, then $|\mathcal{R}_{k_1} \cap \mathcal{R}_{k_2}| = 0$ for a pair of columns satisfying the above property.

Thus, the (K, F, Z, r) caching array \mathbf{C} is an $F \times K$ array consisting of only \star 's and nulls, and satisfies both the conditions B1 and B2.

Definition 2 (Delivery array). *Given a (K, F, Z, r) caching array \mathbf{C} , and positive integers S , L , an array $\mathbf{D} = [d_{j,k}]$, $j \in [F]$, $k \in [K]$, composed of a symbol \star and S positive integers from $[S]$, is called a (\mathbf{C}, S, L) delivery array if it satisfies the below conditions:*

D1. The position of \star 's in each column of \mathbf{D} is defined by the caching array \mathbf{C} . For a column \mathbf{d}_k ,

$$d_{j,k} = \star, \forall j \in \cup_{l \in [k, (k+r-1)_K]} \mathcal{R}_l$$

where $\mathcal{R}_l \triangleq \{j : c_{j,l} = \star, \forall j \in [F]\}$.

D2. Every integer in the set $[S]$ occurs at least once in \mathbf{D} , and not more than once in any column.

D3. Any row in the sub-array $\mathbf{D}^{(s)}$, obtained after eliminating the rows and columns not containing the integer s , has at most L integers.

The position of \star 's in \mathbf{D} is determined by the caching array \mathbf{C} that we begin with. The number of \star 's present in each column of \mathbf{D} is rZ by virtue of condition B2 of the caching array. The integers are filled according to conditions D2 and D3. Note that the delivery array \mathbf{D} in Definition 2 qualifies to be a (K, L, F, rZ, S) extended placement delivery array (EPDA) defined in [16]. The EPDAs are introduced to obtain multi-antenna coded caching schemes for dedicated cache networks having lower subpacketization requirements. Based on the insights from [16], we derive multi-antenna coded caching schemes for cyclic wrap-around MACC networks using caching and delivery arrays. The following lemma gives

the relation between multi-antenna MACC scheme and the arrays \mathbf{C} and \mathbf{D} .

Lemma 1. *From a (K, F, Z, r) caching array \mathbf{C} and a (\mathbf{C}, S, L) delivery array \mathbf{D} , a multi-antenna coded caching scheme can be obtained for a cyclic wrap-around MACC network having the parameters K users, each one accessing r consecutive caches, L transmit antennas, and $M/N = Z/F$. The resulting scheme has the following performance measures: normalized delivery time $T_n = S/F$ and subpacketization level is F .*

Proof: The multi-antenna coded caching scheme resulting from a (K, F, Z, r) caching array \mathbf{C} and a (\mathbf{C}, S, L) delivery array \mathbf{D} is described below.

Placement phase: The placement is performed using the caching array \mathbf{C} . The columns of \mathbf{C} represent caches. Each file W^n , $\forall n \in [N]$, is divided into F subfiles of equal size: $W^n = \{W_1^n, W_2^n, \dots, W_F^n\}$. Each row, $j \in [F]$, in \mathbf{C} represents the subfiles $\{W_j^n, \forall n \in [N]\}$. The number of subfiles constituting a file is called the subpacketization level. The contents stored in the i^{th} cache are given as:

$$\mathcal{Z}_{C_i} = \{W_j^n, \forall n \in [N] : c_{j,i} = \star, j \in [F]\}.$$

The total number of subfiles stored in each cache is NZ , and each subfile has a normalized size of $1/F$. Thus, $M/N = Z/F$.

Delivery phase: The columns of \mathbf{D} represent users, and the \star 's in each column represent the subfiles known to each user. Each user knows rZ subfiles of a file. Thus, the contents available to the k^{th} user are $Z_k = \{W_j^n, \forall n \in [N] : d_{j,k} = \star, j \in [F]\}$. On receiving a demand vector $\mathbf{d} = (d_1, d_2, \dots, d_K)$, the server sends messages corresponding to every distinct integer present in \mathbf{D} . Thus, there are S transmissions, each of size B/F bits. Therefore, we get $T_n = S/F$.

Next, we show the correctness of the above delivery scheme. Consider an integer $s \in [S]$ present in \mathbf{D} . Let l denote the count of s in \mathbf{D} . Find the sub-array $\mathbf{D}^{(s)}$, and let $d_{j_1, k_1} = d_{j_2, k_2} = \dots = d_{j_l, k_l} = s$. Then, the transmission corresponding to s is given by $\mathbf{V}^{(s)} [W_{j_1}^{d_{k_1}}, W_{j_2}^{d_{k_2}}, \dots, W_{j_l}^{d_{k_l}}]^T$, where $\mathbf{V}^{(s)} = [\mathbf{v}_{k_1}^{(s)}, \mathbf{v}_{k_2}^{(s)}, \dots, \mathbf{v}_{k_l}^{(s)}]$ is a precoding matrix of size $L \times l$. The vector $\mathbf{v}_{k_i}^{(s)} \in \mathbb{C}^{L \times 1}$, $i \in [l]$, is designed such that $\mathbf{v}_{k_i} \perp \mathbf{h}_u$, where $u \in \{k : d_{j_i, k} \neq \star, k \in \{k_1, \dots, k_{i-1}, k_{i+1}, \dots, k_l\}\}$. At user k_i , the received message $y_{k_i}^{(s)}$ corresponding to the above transmission is given as

$$y_{k_i}^{(s)} = \mathbf{h}_{k_i}^T \mathbf{V}^{(s)} [W_{j_1}^{d_{k_1}}, W_{j_2}^{d_{k_2}}, \dots, W_{j_l}^{d_{k_l}}]^T + n_{k_i}.$$

Due to the high SNR assumption, we neglect n_{k_i} in the further analysis. Then,

$$y_{k_i}^{(s)} = \mathbf{h}_{k_i}^T \mathbf{v}_{k_i}^{(s)} W_{j_i}^{d_{k_i}} + \underbrace{\sum_{\substack{u=1 \\ u \neq i, d_{j_u, k_i} \neq \star}}^l \mathbf{h}_{k_i}^T \mathbf{v}_{k_u}^{(s)} W_{j_u}^{d_{k_u}}}_{=0}$$

$$\underbrace{\sum_{\substack{u=1, \\ u \neq i, d_{j_u, k_i} = \star}}^l \mathbf{h}_{k_i}^T \mathbf{v}_{k_u}^{(s)} W_{j_u}^{d_{k_u}}}_{\text{Using } Z_{k_i}, \text{ user } k_i \text{ can compute it}}.$$

The design of precoding vectors enables to null the subfiles that are not available in Z_{k_i} . Thus, user k_i can decode its desired subfile $W_{j_i}^{d_{k_i}}$ after removing the terms involving the known subfiles. Likewise, each user is able to retrieve its desired subfiles from the transmissions. In fact, the delivery policy and the decodability follow from the EPDAs in [16]. ■

The multi-antenna coded caching scheme resulting from the caching and delivery arrays follows an uncoded placement and one-shot delivery. A delivery scheme is said to be one-shot if a message bit is not transmitted more than once, and each user is able to decode its message bit in one channel use. Later in the work, we prove that the performance of some of the proposed schemes is optimal under uncoded placement and one-shot delivery. The optimality of the proposed schemes is shown by matching their performance with that of an optimal multi-antenna coded caching scheme for an equivalent dedicated cache network. The equivalent dedicated cache network has K users, N files, L antennas, and each cache has a normalized size of rM/N . For the above network, $(rt + L)$ where $t = KM/N \in [0, \lceil \frac{K}{r} \rceil]$, is shown to be the optimal DoF under uncoded placement and one-shot delivery [18]. Hence, for the above dedicated cache network, the normalized delivery time $\frac{K-rt}{rt+L}$ is optimal under the constraints of uncoded placement and one-shot delivery [18]. Under uncoded placement and one-shot delivery, we denote the optimal performance of a multi-antenna MACC scheme by $T_{n,u}^*$. Then, from the above discussion, we get

$$T_{n,u}^* \geq \frac{K-rt}{rt+L}. \quad (3)$$

The optimality referred to hereafter is under the constraint of uncoded placement and one-shot delivery unless mentioned explicitly.

A. Achievable Schemes

Consider a MACC network as shown in Fig. 1 with parameters N files, K users, K caches, and L transmit antennas. The number of caches accessible to each user is r , and each cache has a normalized size of $M/N = t/K$, where $t \in [0, \lceil \frac{K}{r} \rceil]$. We propose multi-antenna coded caching schemes for the above network under certain settings by constructing suitable caching and delivery arrays. The main objective behind those constructions is to obtain caching and delivery arrays with lower F and S/F values. Firstly, we propose a multi-antenna MACC scheme that exists for almost all values of K , t , r , and L by designing appropriate caching and delivery arrays. The scheme achieves full local caching gain and a DoF of $t + L$. Thus, we have the following theorem.

Theorem 1. For a cyclic wrap-around MACC network with L transmit antennas at the server, the following normalized delivery time

$$T_n = \frac{K-rt}{t+L} \quad (4)$$

is achievable, when $K \geq r(t + L)$.

Proof: The scheme that achieves the performance in (4) is obtained by constructing two arrays, a $(K, \binom{K-(r-1)(t+L)-1}{t+L-1} K, \binom{K-(r-1)(t+L)-1}{t+L-1} t, r)$ caching array \mathbf{C} , and a $(\mathbf{C}, \frac{K(K-rt)}{t+L} \binom{K-(r-1)(t+L)-1}{t+L-1}, L)$ delivery array \mathbf{D} . The constructions hold when $K \geq r(t + L)$.

The columns of caching and delivery arrays are indexed by $k \in [K]$. To index the rows of caching and delivery arrays, we first define two sets $\mathcal{J} \subseteq [K]$ and $\mathcal{W}_{\mathcal{J}}$ as follows:

$$\begin{aligned} \mathcal{J} &\triangleq \{ \{j_1, j_2, \dots, j_{t+L}\} : j_1 < j_2 < \dots < j_{t+L}, \\ &\langle j_i - j_l \rangle_K \geq r \text{ and } \langle j_l - j_i \rangle_K \geq r, \forall i, l \in [t+L] \}, \\ \mathcal{W}_{\mathcal{J}} &\triangleq \{ \{j_i, j_{(i+1)_{t+L}}, \dots, j_{(i+t-1)_{t+L}}\} \subset \mathcal{J} : i \in [t+L] \}. \end{aligned} \quad (5a)$$

Thus, the set $\mathcal{W}_{\mathcal{J}}$ contains $(t + L)$ sets formed by t consecutive elements of \mathcal{J} . There are $\frac{K}{t+L} \binom{K-(r-1)(t+L)-1}{t+L-1}$ number of choices for \mathcal{J} , and each \mathcal{J} results in $(t + L)$ number of $(\mathcal{J}, w_{\mathcal{J}})$ pairs, where $w_{\mathcal{J}} \in \mathcal{W}_{\mathcal{J}}$. Let \mathcal{I} be the set containing all possible $(\mathcal{J}, w_{\mathcal{J}})$ pairs satisfying (5a) and (5b). The rows of caching and delivery arrays are indexed by $(\mathcal{J}, w_{\mathcal{J}}) \in \mathcal{I}$. Then, $F = |\mathcal{I}| = K \binom{K-(r-1)(t+L)-1}{t+L-1}$.

The constructions of caching and delivery arrays are given in Algorithm 1. The $(K, K \binom{K-(r-1)(t+L)-1}{t+L-1}, t \binom{K-(r-1)(t+L)-1}{t+L-1}, r)$ caching array $\mathbf{C} = [c_{(\mathcal{J}, w_{\mathcal{J}}), k}]$, $(\mathcal{J}, w_{\mathcal{J}}) \in \mathcal{I}$, $k \in [K]$, is constructed according to lines 1–8 of Algorithm 1. In the k^{th} column, the symbol ‘ \star ’ is present in those rows where $w_{\mathcal{J}} \ni k$. There are $\binom{K-(r-1)(t+L)-1}{t+L-1}$ number of sets \mathcal{J} with $\mathcal{J} \ni k$. Each such \mathcal{J} results in t number of $(\mathcal{J}, w_{\mathcal{J}})$ pairs, where $w_{\mathcal{J}} \ni k$. Thus, $Z = t \binom{K-(r-1)(t+L)-1}{t+L-1}$. The array \mathbf{C} constructed according to lines 1–8 of Algorithm 1 is a caching array as it satisfies both the conditions $B1$ and $B2$. Condition $B2$ directly follows from the way in which the sets \mathcal{J} are defined.

Next, we construct a $(\mathbf{C}, \frac{K(K-rt)}{t+L} \binom{K-(r-1)(t+L)-1}{t+L-1}, L)$ delivery array \mathbf{D} . The \star 's in \mathbf{D} are placed according to \mathbf{C} . Since a user $k \in [K]$ has access to r consecutive caches, $d_{(\mathcal{J}, w_{\mathcal{J}}), k} = \star$ if $c_{(\mathcal{J}, w_{\mathcal{J}}), l} = \star$, where $l \in [k, \langle k + r - 1 \rangle_K]$. The set \mathcal{J} ensures that no adjacent r columns in \mathbf{C} have \star 's in the same rows. Thus, there are rZ number of \star 's in each column of \mathbf{D} . The remaining $K(F - rZ)$ vacant cells of \mathbf{D} need to be filled using integers according to lines 16–22 of Algorithm 1. We arrange the $t+L$ sorted sets \mathcal{J} defined in (5a) according to their lexicographic order, and define a function $\Phi_{t+L}(\mathcal{J})$ to be the order minus one. Similarly, we define another function $\Psi(\mathcal{J}, i)$ which gives the position of i in the ordered set $[K] \setminus \mathcal{J}_{acc}$, where $\mathcal{J}_{acc} \triangleq \{j, \langle j+1 \rangle_K, \dots, \langle j+r-1 \rangle_K, \forall j \in \mathcal{J}\}$. Thus, $\Psi(\mathcal{J}, i) \in [K-r(t+L)]$. Now, consider a column $k \in [K]$. The integers are filled in three different ways according to the following conditions: (i) $k \in \mathcal{J}$ and $k \notin w_{\mathcal{J}}$, (ii) $\langle k + m \rangle_K \in \mathcal{J}$ and $\langle k + m \rangle_K \notin w_{\mathcal{J}}$, where

$m \in [r - 1]$, and (iii) $\langle k + m \rangle_K \notin \mathcal{J}$, $\forall m \in [0, r - 1]$. Let us consider case (i) first. For a fixed k and $\mathcal{J} \ni k$, there are L number of $(\mathcal{J}, w_{\mathcal{J}})$ row indices satisfying the case (i) criterion, and the integers at all those positions $d_{(\mathcal{J}, w_{\mathcal{J}}), k}$ are defined by line 17. It is clear that no two integers in a column filled according to line 17 are the same. Similarly, there exists L number of $(\mathcal{J}, w_{\mathcal{J}})$ pairs, for a fixed k and \mathcal{J} , satisfying case (ii) criterion, and the integers at those positions $d_{(\mathcal{J}, w_{\mathcal{J}}), k}$ are assigned according to line 19. In case (iii), the integers are assigned according to line 21. Then, $\{k, \langle k + 1 \rangle_K, \dots, \langle k + r - 1 \rangle_K\} \cap \mathcal{J} = \phi$, and we define $\mathcal{J}_{int} = \mathcal{J} \cup \{k\} = \{b_1, \dots, b_{t+L+1}\}$. Let $b_l = k$ and $b_p = j_{\langle i-1 \rangle_{t+L}}$, where $w_{\mathcal{J}} = \{j_i, j_{\langle i+1 \rangle_{t+L}}, \dots, j_{\langle i+t-1 \rangle_{t+L}}\}$, $l, p \in [t + L + 1]$. If $\langle p + 1 \rangle_{t+L+1} \neq l$, construct another set \mathcal{J}'_{int} by decrementing all the entries in \mathcal{J}_{int} at positions $\langle p + 1 \rangle_{t+L+1}, \dots, \langle l - 1 \rangle_{t+L+1}$ by $(r - 1)$. Otherwise, $\mathcal{J}'_{int} = \mathcal{J}_{int}$. Then, obtain a new set $\mathcal{J}_{new} \triangleq \mathcal{J}'_{int} \setminus \{b_p\}$. This set \mathcal{J}_{new} is used in line 21 to identify the integer in $d_{(\mathcal{J}, w_{\mathcal{J}}), k}$. The function $\Psi(\mathcal{J}_{new}, j_{\langle i-1 \rangle_{t+L}})$ returns the position of $j_{\langle i-1 \rangle_{t+L}}$ in the ordered set $[K] \setminus \mathcal{J}_{acc}$, where $\mathcal{J}_{acc} = \{j, \langle j + 1 \rangle_K, \dots, \langle j + r - 1 \rangle_K, \forall j \in \mathcal{J}_{new}\}$. It is evident that the set \mathcal{J}_{acc} does not contain $j_{\langle i-1 \rangle_{t+L}}$, and there are $K - r(t + L)$ such integers that are not present in \mathcal{J}_{acc} . Corresponding to every set \mathcal{J} , considering cases (i), (ii), and (iii), there are $K - rt$ distinct integers, each appearing $(t + L)$ times in \mathbf{D} . Hence, the total number of integers in \mathbf{D} is obtained as $S = \frac{K(K-rt)}{t+L} \binom{K-(r-1)(t+L)-1}{t+L-1}$.

We now show that the array \mathbf{D} constructed according to lines 9–25 satisfy all the three conditions of a delivery array. Lines 13–15 ensure that the placement of \star 's in \mathbf{D} satisfies condition $D1$. To verify condition $D2$, let us first consider cases (i) and (ii). For a fixed k and \mathcal{J} , the term $\langle i - l \rangle_{t+L}$ in lines 17 and 19 ensures that the same integer does not appear more than once in the k^{th} column. Similarly, in case (iii), for a given $k \in [K]$, no two $(\mathcal{J}, w_{\mathcal{J}})$ pairs result in same \mathcal{J}_{new} and $\Psi(\mathcal{J}_{new}, j_{\langle i-1 \rangle_{t+L}})$ together (line 21). Hence, an integer assigned according to line 21 does not appear more than once in a column. Thus, condition $D2$ is satisfied. Next, let us verify condition $D3$ case by case. Let $d_{(\mathcal{J}, w_{\mathcal{J}}), k}$ be an integer $s \in [S]$ assigned according to line 17. The integer s appears $t + L$ times in \mathbf{D} , specifically, in $t + L$ distinct rows and columns. Therefore, $\mathbf{D}^{(s)}$ is a $(t + L) \times (t + L)$ array formed by the rows and columns of \mathbf{D} containing s . Then, the columns of $\mathbf{D}^{(s)}$ is constituted by the entries in \mathcal{J} , and therefore, each row of $\mathbf{D}^{(s)}$ contains $t \star$'s. Thus, condition $D3$ is satisfied in case (i). Next, assume that $d_{(\mathcal{J}, w_{\mathcal{J}}), k} = s$, where $s \in [S]$ is assigned according to line 19. Then, for some $m \in [r - 1]$, $\langle k + m \rangle_K \in \mathcal{J}$, the integer s also appears $t + L$ times in \mathbf{D} . i.e., for every $j \in \mathcal{J}$, the integer s appears in the $\langle j - m \rangle_K^{th}$ column of \mathbf{D} . Then, the sub-array $\mathbf{D}^{(s)}$ formed by the above columns and the rows containing s is of size $(t + L) \times (t + L)$, and each row of $\mathbf{D}^{(s)}$ contains $t \star$'s as $d_{(\mathcal{J}, w_{\mathcal{J}}), k} = \star$ when $c_{(\mathcal{J}, w_{\mathcal{J}}), \langle k+m \rangle_K} = \star$, for $m \in [r - 1]$ (from line 14). Hence, the number of integers in each row of $\mathbf{D}^{(s)}$ is L , thus satisfying $D3$. Now, it remains to verify $D3$ for integers assigned according to line 21. Consider a $(t + L)$ -sized set \mathcal{J}_{new} , and a column index

Algorithm 1 Constructions of caching and delivery arrays in Theorem 1

```

1: procedure CACHINGARRAY( $K, \mathcal{I}$ )
2:    $\mathbf{C} = [c_{(\mathcal{J}, w_{\mathcal{J}}), k}], (\mathcal{J}, w_{\mathcal{J}}) \in \mathcal{I}, k \in [K]$ 
3:   for  $k \in [K]$  do
4:     for  $(\mathcal{J}, w_{\mathcal{J}}) \in [\mathcal{I}]$  do
5:        $c_{(\mathcal{J}, w_{\mathcal{J}}), k} = \star$ , if  $k \in w_{\mathcal{J}}$ 
6:     end for
7:   end for
8: end procedure
9: procedure DELIVERYARRAY( $\mathbf{C}, K, L, r, t, \mathcal{I}$ )
10:   $\mathbf{D} = [d_{(\mathcal{J}, w_{\mathcal{J}}), k}], (\mathcal{J}, w_{\mathcal{J}}) \in \mathcal{I}, k \in [K]$ 
11:   $F = |\mathcal{I}|$  and  $S = (K - rt)F / (t + L)$ 
12:  for  $(\mathcal{J}, w_{\mathcal{J}}) \in [\mathcal{I}]$  do
13:    for  $k \in [K]$  do
14:      if  $c_{(\mathcal{J}, w_{\mathcal{J}}), l} = \star, l \in [k, \langle k + r - 1 \rangle_K]$  then
15:         $d_{(\mathcal{J}, w_{\mathcal{J}}), k} = \star$ 
16:      else if  $k \in \mathcal{J}$  then
17:         $d_{(\mathcal{J}, w_{\mathcal{J}}), k} = (K - rt)\Phi_{t+L}(\mathcal{J}) + \langle i - l \rangle_{t+L}$ ,
18:           $\mathcal{J} = \{j_1, \dots, j_l = k, \dots, j_{t+L}\}$  and
19:           $w_{\mathcal{J}} = \{j_i, j_{\langle i+1 \rangle_{t+L}}, \dots, j_{\langle i+t-1 \rangle_{t+L}}\}$ 
20:        else if  $\langle k + m \rangle_K \in \mathcal{J}, m \in [r - 1]$  then
21:           $d_{(\mathcal{J}, w_{\mathcal{J}}), k} = (K - rt)\Phi_{t+L}(\mathcal{J}) + mL + \langle i - l \rangle_{t+L}$ ,
22:           $\mathcal{J} = \{j_1, \dots, j_l = k + m, \dots, j_{t+L}\}$  and
23:           $w_{\mathcal{J}} = \{j_i, j_{\langle i+1 \rangle_{t+L}}, \dots, j_{\langle i+t-1 \rangle_{t+L}}\}$ 
24:        else
25:           $d_{(\mathcal{J}, w_{\mathcal{J}}), k} = (K - rt)\Phi_{t+L}(\mathcal{J}_{new}) + rL + \Psi(\mathcal{J}_{new}, j_{\langle i-1 \rangle_{t+L}})$ ,
26:           $\mathcal{J}_{int} = \mathcal{J} \cup \{k\} = \{b_1, \dots, b_{t+L+1}\}$ ,
27:          where  $b_l = k, b_p = j_{\langle i-1 \rangle_{t+L}}, l, p \in [t + L + 1]$ 
28:          if  $\langle p + 1 \rangle_{t+L+1} \neq l$  then
29:             $\mathcal{J}'_{int} \leftarrow$  Decrement the entries in  $\mathcal{J}_{int}$ 
30:            present at positions  $\langle p + 1 \rangle_{t+L+1}, \dots, \langle l - 1 \rangle_{t+L+1}$  by  $(r - 1)$ 
31:          else
32:             $\mathcal{J}'_{int} = \mathcal{J}_{int}$ 
33:          end if
34:           $\mathcal{J}_{new} = \mathcal{J}'_{int} \setminus \{j_{\langle i-1 \rangle_{t+L}}\}$ 
35:        end if
36:      end for
37:    end for
38:  end procedure

```

$u \in [K] \setminus \{\langle j + i \rangle_K : \forall j \in \mathcal{J}_{new}, i \in [0, r - 1]\}$. Now, form an ordered set $\mathcal{J}_{new} \cup \{u\} = \{a_1, a_2, \dots, a_{t+L+1}\}$, and pick a $k \in \mathcal{J}_{new}$. Let $k = a_l$ and $u = a_p$, where $l, p \in [t + L + 1]$. If $\langle p + 1 \rangle_{t+L+1} \neq l$, increment all the entries in the set $\mathcal{J}_{new} \cup \{u\}$ present at positions $\langle p + 1 \rangle_{t+L+1}, \langle p + 2 \rangle_{t+L+1}, \dots, \langle l - 1 \rangle_{t+L+1}$ by $(r - 1)$, and let the obtained set be called as \mathcal{J}'_{int} . When $\langle p + 1 \rangle_{t+L+1} = l$, $\mathcal{J}'_{int} = \mathcal{J}_{new} \cup \{u\}$. The row index $(\mathcal{J}^{(k)}, w_{\mathcal{J}^{(k)}})$ for which $d_{(\mathcal{J}^{(k)}, w_{\mathcal{J}^{(k)}}), k} = s$, for some $s \in [S]$, is thus obtained as $\mathcal{J}^{(k)} = \mathcal{J}'_{int} \setminus \{k\} = \{\alpha_1, \dots, \alpha_q = u, \dots, \alpha_{t+L}\}$ and $w_{\mathcal{J}^{(k)}} = \{\alpha_{\langle q+1 \rangle_{t+L}}, \alpha_{\langle q+2 \rangle_{t+L}}, \dots, \alpha_{\langle q+t \rangle_{t+L}}\}$. Notice that

the sub-array $\mathbf{D}^{(s)}$ is of size $(t+L) \times (t+L)$, and the columns in $\mathbf{D}^{(s)}$ correspond to the entries in \mathcal{J}_{new} . When $d_{(\mathcal{J}^{(k)}, w_{\mathcal{J}^{(k)}}), k} = s$, there exists t number of $k' \in \mathcal{J}_{new}$ such that $d_{(\mathcal{J}^{(k)}, w_{\mathcal{J}^{(k)}}), k'} = \star$ as $w_{\mathcal{J}^{(k)}} \ni k'$ or $w_{\mathcal{J}^{(k)}} \ni (k' + r - 1)_K$. Therefore, $\mathbf{D}^{(s)}$ contains $t \star$'s in each row indexed by $(\mathcal{J}^{(k)}, w_{\mathcal{J}^{(k)}})$, where $k \in \mathcal{J}_{new}$. Thus, condition D3 is satisfied in case (iii) as well.

Using the above constructed $(K, K \binom{K-(r-1)(t+L)-1}{t+L-1}, t \binom{K-(r-1)(t+L)-1}{t+L-1}, r)$ caching array \mathbf{C} and $(\mathbf{C}, \frac{K(K-rt)}{t+L} \binom{K-(r-1)(t+L)-1}{t+L-1}, L)$ delivery array \mathbf{D} , we invoke Lemma 1 to obtain a multi-antenna scheme for the cyclic wrap-around MACC network satisfying $K \geq r(t+L)$. The resulting multi-antenna coded caching scheme achieves the normalized delivery time $T_n = \frac{S}{F} = \frac{K-rt}{t+L}$, and has the subpacketization level $K \binom{K-(r-1)(t+L)-1}{t+L-1}$. This completes the proof of Theorem 1. \blacksquare

Example: Consider a cyclic wrap-around MACC network with a server having $N = 9$ unit-sized files $\{W^1, W^2, \dots, W^9\}$ and $L = 2$ transmit antennas. There are $K = 9$ users and caches, and each user $k \in [9]$ accesses $r = 2$ consecutive caches C_k and $C_{(k+1)_9}$. Each cache is of size $M = 2$ units, thus obtaining $t = 2$. The condition $K \geq r(t+L)$ holds in this case.

We first construct a $(9, 36, 8, 2)$ caching array \mathbf{C} and a $(\mathbf{C}, 45, 2)$ delivery array \mathbf{D} according to Algorithm 1. The columns of \mathbf{C} and \mathbf{D} are indexed using the set $[9]$, and the rows of \mathbf{C} and \mathbf{D} are indexed using the elements in \mathcal{I} , which is given below.

$$\begin{aligned} \mathcal{I} = & \{(1357, 13), (1357, 35), (1357, 57), (1357, 71), \\ & (1358, 13), (1358, 35), (1358, 58), (1358, 81), (1368, 13), \\ & (1368, 36), (1368, 68), (1368, 81), (1468, 14), (1468, 46), \\ & (1468, 68), (1468, 81), (2468, 24), (2468, 46), (2468, 68), \\ & (2468, 82), (2469, 24), (2469, 46), (2469, 69), (2469, 92) \\ & (2479, 24), (2479, 47), (2479, 79), (2479, 92), (2579, 25), \\ & (2579, 57), (2579, 79), (2579, 92), (3579, 35), (3579, 57), \\ & (3579, 79), (3579, 93)\}. \end{aligned}$$

The $(9, 36, 8, 2)$ caching array \mathbf{C} and the $(\mathbf{C}, 45, 2)$ delivery array \mathbf{D} are given in (6). Each file W^n , $n \in [9]$, is divided into 36 non-overlapping equal-sized subfiles, where each subfile is indexed using a two tuple $(\mathcal{J}, w_{\mathcal{J}}) \in \mathcal{I}$. The content placement in each cache is determined by the \star 's in the corresponding column of \mathbf{C} , and the contents stored in each cache are as follows:

$$\begin{aligned} \mathcal{Z}_{C_1} = & \{W_{(1357,13)}^n, W_{(1357,71)}^n, W_{(1358,13)}^n, W_{(1358,81)}^n, \\ & W_{(1368,13)}^n, W_{(1368,81)}^n, W_{(1468,14)}^n, W_{(1468,81)}^n, \forall n \in [9]\}, \\ \mathcal{Z}_{C_2} = & \{W_{(2468,24)}^n, W_{(2468,82)}^n, W_{(2469,24)}^n, W_{(2469,92)}^n, \\ & W_{(2479,24)}^n, W_{(2479,92)}^n, W_{(2579,25)}^n, W_{(2579,92)}^n, \forall n \in [9]\}, \\ \mathcal{Z}_{C_3} = & \{W_{(1357,13)}^n, W_{(1357,35)}^n, W_{(1358,13)}^n, W_{(1358,35)}^n, \\ & W_{(1368,13)}^n, W_{(1368,36)}^n, W_{(3579,35)}^n, W_{(3579,93)}^n, \forall n \in [9]\}, \\ \mathcal{Z}_{C_4} = & \{W_{(1468,14)}^n, W_{(1468,46)}^n, W_{(2468,24)}^n, W_{(2468,46)}^n, \\ & W_{(2469,24)}^n, W_{(2469,46)}^n, W_{(2479,24)}^n, W_{(2479,47)}^n, \forall n \in [9]\}, \end{aligned}$$

$$\begin{aligned} \mathcal{Z}_{C_5} = & \{W_{(1357,35)}^n, W_{(1357,57)}^n, W_{(1358,35)}^n, W_{(1358,58)}^n, \\ & W_{(2579,25)}^n, W_{(2579,57)}^n, W_{(3579,35)}^n, W_{(3579,57)}^n, \forall n \in [9]\}, \\ \mathcal{Z}_{C_6} = & \{W_{(1368,36)}^n, W_{(1368,68)}^n, W_{(1468,46)}^n, W_{(1468,68)}^n, \\ & W_{(2468,46)}^n, W_{(2468,68)}^n, W_{(2469,46)}^n, W_{(2469,69)}^n, \forall n \in [9]\}, \\ \mathcal{Z}_{C_7} = & \{W_{(1357,57)}^n, W_{(1357,71)}^n, W_{(2479,47)}^n, W_{(2479,79)}^n, \\ & W_{(2579,25)}^n, W_{(2579,57)}^n, W_{(3579,35)}^n, W_{(3579,57)}^n, \forall n \in [9]\}, \\ \mathcal{Z}_{C_8} = & \{W_{(1358,13)}^n, W_{(1358,81)}^n, W_{(1368,68)}^n, W_{(1368,81)}^n, \\ & W_{(1468,68)}^n, W_{(1468,81)}^n, W_{(2468,68)}^n, W_{(2468,82)}^n, \forall n \in [9]\}, \\ \mathcal{Z}_{C_9} = & \{W_{(2469,69)}^n, W_{(2469,92)}^n, W_{(2479,79)}^n, W_{(2479,92)}^n, \\ & W_{(2579,79)}^n, W_{(2579,92)}^n, W_{(3579,79)}^n, W_{(3579,93)}^n, \forall n \in [9]\}. \end{aligned}$$

Each user $k \in [9]$ has access to the caches C_k and $C_{(k+1)_9}$. Hence, each user gets $rZ = 16$ subfiles of every file W^n , $n \in [9]$. The subfiles known to each user are represented by \star 's in \mathbf{D} . Assume that the demand vector is $\mathbf{d} = (1, 2, 3, 4, 5, 6, 7, 8, 9)$. There are transmissions corresponding to every distinct integer in \mathbf{D} , and each transmission benefits $t+L = 4$ users. In the interest of space, we list only three transmissions. The transmissions corresponding to $s = 1$, $s = 4$, and $s = 5$ are given below.

$$\begin{aligned} \mathbf{x}^{(1)} &= \mathbf{V}^{(1)} [W_{(1357,35)}^1, W_{(1357,57)}^3, W_{(1357,71)}^5, W_{(1357,13)}^7]^T \\ \mathbf{x}^{(4)} &= \mathbf{V}^{(4)} [W_{(1357,71)}^2, W_{(1357,13)}^4, W_{(1357,35)}^6, W_{(1357,57)}^9]^T \\ \mathbf{x}^{(5)} &= \mathbf{V}^{(5)} [W_{(3579,35)}^1, W_{(2579,25)}^3, W_{(2479,24)}^5, W_{(2469,24)}^7]^T \end{aligned}$$

The transmissions $\mathbf{x}^{(1)}$, $\mathbf{x}^{(4)}$, and $\mathbf{x}^{(5)}$ benefit users 1, 3, 5, and 7, and each of them gets one subfile of its desired file from the above three transmissions. To explain the decoding, consider user 1 and transmission $\mathbf{x}^{(1)}$. Let $y_1^{(1)}$ be the received message at user 1 corresponding to $\mathbf{x}^{(1)}$. Then, $y_1^{(1)}$ can be written as follows:

$$y_1^{(1)} = \mathbf{h}_1^T \mathbf{x}^{(1)} + n_1 \quad (7a)$$

$$= \mathbf{h}_1^T [\mathbf{v}_1^{(1)} \quad \mathbf{v}_3^{(1)} \quad \mathbf{v}_5^{(1)} \quad \mathbf{v}_7^{(1)}] \begin{bmatrix} W_{(1357,35)}^1 \\ W_{(1357,57)}^3 \\ W_{(1357,71)}^5 \\ W_{(1357,13)}^7 \end{bmatrix} \quad (7b)$$

$$= \mathbf{h}_1^T \mathbf{v}_1^{(1)} W_{(1357,35)}^1 + \mathbf{h}_1^T \mathbf{v}_5^{(1)} W_{(1357,71)}^5 + \mathbf{h}_1^T \mathbf{v}_7^{(1)} W_{(1357,13)}^7. \quad (7c)$$

The additive white gaussian noise n_1 is neglected in (7b) due to high SNR assumption. The design of $\mathbf{v}_3^{(1)} \in \mathbb{C}^{2 \times 1}$ ensures that $\mathbf{h}_1^T \mathbf{v}_3^{(1)} = 0$. In (7c), the terms $\mathbf{h}_1^T \mathbf{v}_5^{(1)} W_{(1357,71)}^5$ and $\mathbf{h}_1^T \mathbf{v}_7^{(1)} W_{(1357,13)}^7$ can be eliminated as the channel coefficients and the subfiles $W_{(1357,71)}^5$ and $W_{(1357,13)}^7$ are known to user 1. Thus, user 1 gets the subfile $W_{(1357,35)}^1$. In a similar manner, user 1 decodes all the required subfiles from the transmissions. The decoding procedure remains the same for all the users. Thus, the normalized delivery time is obtained as $T_n = 45/36 = 9/4$.

Next, we present two constructions of caching and delivery arrays that result in multi-antenna MACC schemes achieving optimal performance for some instances.

$$\mathbf{C} = \begin{array}{c} (1357, 13) \\ (1357, 35) \\ (1357, 57) \\ (1357, 71) \\ (1358, 13) \\ (1358, 35) \\ (1358, 58) \\ (1358, 81) \\ (1368, 13) \\ (1368, 36) \\ (1368, 68) \\ (1368, 81) \\ (1468, 14) \\ (1468, 46) \\ (1468, 68) \\ (1468, 81) \\ (2468, 24) \\ (2468, 46) \\ (2468, 68) \\ (2468, 82) \\ (2469, 24) \\ (2469, 46) \\ (2469, 69) \\ (2469, 92) \\ (2479, 24) \\ (2479, 47) \\ (2479, 79) \\ (2479, 92) \\ (2579, 25) \\ (2579, 57) \\ (2579, 79) \\ (2579, 92) \\ (3579, 35) \\ (3579, 57) \\ (3579, 79) \\ (3579, 93) \end{array} \begin{array}{c} \left[\begin{array}{cccccccc} * & & & & & & & & \\ & * & & & & & & & \\ & & * & & & & & & \\ & & & * & & & & & \\ * & & & & * & & & & \\ * & & * & & & & & & \\ & * & & & & & & & \\ * & & & & * & & & & \\ * & & * & & & & & & \\ & * & & & & & & & \\ & & * & & & & & & \\ & & & * & & & & & \\ * & & & & * & & & & \\ * & & & & & & & & \\ * & & * & & & & & & \\ & * & & & * & & & & \\ & & * & & & & & & \\ & & & * & & & & & \\ & & & & * & & & & \\ & & & & & * & & & \\ & & & & & & * & & \\ & & & & & & & * & \\ & & & & & & & & * \end{array} \right] \end{array} \quad \mathbf{D} = \begin{array}{c} \left[\begin{array}{cccccccc} * & * & * & 4 & 2 & 3 & 1 & 10 & * \\ 1 & * & * & * & * & 4 & 2 & 25 & 3 \\ 2 & 3 & 1 & * & * & * & * & 20 & 4 \\ * & 4 & 2 & 3 & 1 & * & * & 15 & * \\ * & * & * & 9 & 7 & 30 & 8 & 6 & * \\ 6 & * & * & * & * & 25 & 9 & 7 & 8 \\ 7 & 8 & 6 & * & * & 20 & * & * & 9 \\ * & 9 & 7 & 8 & 6 & 15 & * & * & * \\ * & * & * & 30 & 14 & 12 & 13 & 11 & * \\ 11 & * & * & 25 & * & * & 14 & 12 & 13 \\ 12 & 13 & 11 & 20 & * & * & * & * & 14 \\ * & 14 & 12 & 35 & 13 & 11 & * & * & * \\ * & 30 & * & * & 19 & 17 & 18 & 16 & * \\ 16 & 25 & * & * & * & * & 19 & 17 & 18 \\ 17 & 40 & 18 & 16 & * & * & * & * & 19 \\ * & 35 & 19 & 17 & 18 & 16 & * & * & * \\ * & * & * & * & 24 & 22 & 23 & 21 & 30 \\ 23 & 21 & * & * & * & * & 24 & 22 & 45 \\ 24 & 22 & 23 & 21 & * & * & * & * & 40 \\ * & * & 24 & 22 & 23 & 21 & * & * & 35 \\ * & * & * & * & 29 & 27 & 5 & 28 & 26 \\ 28 & 26 & * & * & * & * & 45 & 29 & 27 \\ 29 & 27 & 28 & 26 & * & * & 40 & * & * \\ * & * & 29 & 27 & 28 & 26 & 35 & * & * \\ * & * & * & * & 5 & 34 & 32 & 33 & 31 \\ 33 & 31 & * & * & 45 & * & * & 34 & 32 \\ 34 & 32 & 33 & 31 & 40 & * & * & * & * \\ * & * & 34 & 32 & 10 & 33 & 31 & * & * \\ * & * & 5 & * & * & 39 & 37 & 38 & 36 \\ 38 & 36 & 45 & * & * & * & * & 39 & 37 \\ 39 & 37 & 15 & 38 & 36 & * & * & * & * \\ * & * & 10 & 39 & 37 & 38 & 36 & * & * \\ 5 & * & * & * & * & 44 & 42 & 43 & 41 \\ 20 & 43 & 41 & * & * & * & * & 44 & 42 \\ 15 & 44 & 42 & 43 & 41 & * & * & * & * \\ 10 & * & * & 44 & 42 & 43 & 41 & * & * \end{array} \right] \end{array} \quad (6)$$

Theorem 2. For a cyclic wrap-around MACC network, the normalized delivery time

$$T_n = \frac{K - rt}{rt + L} \quad (8)$$

is achievable in the following cases:

- (a) $K = rt + L$ and $\gcd(K, t) = 1$,
- (b) $K = mrt + (m - 1)L$, $m \in \mathbb{Z}$, $m \geq 2$, $L \geq rt$ and $\gcd(K, t) = 1$.

Furthermore, the normalized delivery time in (8) is optimal under uncoded placement and one-shot delivery.

Proof: Consider case (a) $K = rt + L$ and $\gcd(K, t) = 1$. We need to construct a (K, K, t, r) caching array \mathbf{C} and a (\mathbf{C}, L, L) delivery array \mathbf{D} for this case.

The caching array \mathbf{C} is of size $K \times K$, and there are t number of $*$'s present in each column of \mathbf{C} . The position of

$*$'s in the k^{th} column of \mathbf{C} is given by:

$$c_{j,k} = *, \forall j \in [(\langle (k-1)t+1 \rangle_K, \langle kt \rangle_K)]. \quad (9)$$

The placement in (9) satisfies the condition B2 as $rt < K$. Next, we construct a (\mathbf{C}, L, L) delivery array \mathbf{D} of size $K \times K$. The position of $*$'s in the k^{th} column of \mathbf{D} is given by:

$$d_{j,k} = *, \forall j \in \cup_{i \in [k, \langle k+r-1 \rangle_K]} [(\langle (i-1)t+1 \rangle_K, \langle it \rangle_K)]. \quad (10)$$

Thus, each column of \mathbf{D} has rt number of $*$'s by (9) and (10). Next, we perform a column permutation on \mathbf{D} to obtain a cyclic structure for $*$'s. After permutation, the position of $*$'s in any column in the permuted array will be one shift down the position of $*$'s in the previous column. Since $\gcd(K, t) = 1$, it is possible to obtain this cyclic structure. Let π be the function that performs the above permutation on $[K]$, and $\mathbf{D}' = [d'_1, d'_2, \dots, d'_K]$ be the resulting array. i.e., in \mathbf{D}' , the column d'_1 has $*$'s present in the first rt rows, the column

\mathbf{d}'_2 has \star 's from second row to $rt + 1$, and the position of \star 's in any k^{th} column is obtained by a unit cyclic shift of the position of \star 's in the $\langle k - 1 \rangle_K^{\text{th}}$ column downwards. If $t = 1$, π is an identity function which implies $\mathbf{D}' = \mathbf{D}$. The next step is to fill integers in $K(K - rt) = KL$ vacant cells of \mathbf{D}' by satisfying conditions $D2$ and $D3$. By condition $D2$, at least L distinct integers are required to fill \mathbf{D}' , and we show that it is possible to do with exactly L integers. Consider an integer $s \in [L]$. Then,

$$d'_{j,k} = s, \forall k \in [K] \text{ and } j = \langle rt + s + k - 1 \rangle_K. \quad (11)$$

From (11), it is evident that each integer appears K times in \mathbf{D}' , i.e., once in every column, thus, guaranteeing condition $D2$. Now, it remains to verify condition $D3$. Since each integer appears once in every column and row, $\mathbf{D}'^{(s)} = \mathbf{D}'$. Note that, by construction, each row of \mathbf{D}' also has rt number of \star 's, which implies there are only $K - rt = L$ integers present in any row of \mathbf{D}' . Hence, condition $D3$ is satisfied. Now, we apply the inverse function π^{-1} on the columns of \mathbf{D}' , and obtain \mathbf{D} which is a (\mathbf{C}, L, L) delivery array. The conditions $D2$ and $D3$ are unaffected by the column permutations. In fact, we do not need to perform the column permutations in this case. The L integers can be placed in any random order in a column. The condition $D3$ is still valid as the number of integers present in a row is always L .

Now, using Lemma 1, the (K, K, t, r) caching array \mathbf{C} and the (\mathbf{C}, L, L) delivery array \mathbf{D} together result in a multi-antenna MACC scheme with a normalized delivery time

$$T_n = \frac{L}{K} = \frac{K - rt}{rt + L} \quad (12)$$

and subpacketization level K . From (3), we get $T_n = T_{n,u}^* = \frac{K - rt}{rt + L}$. Thus, T_n in (12) is optimal.

Next, consider case (b) $K = mrt + (m - 1)L$, where $L \geq rt$, $\gcd(K, t) = 1$, and m is an integer such that $m \geq 2$. In this case, we need to construct a (K, K, t, r) caching array \mathbf{C} and a $(\mathbf{C}, (m - 1)K, L)$ delivery array \mathbf{D} . The construction of \mathbf{C} is same as in case (a), and follows (9). Therefore, the position of \star 's in \mathbf{D} is also according to (10). Thus, each column of \mathbf{D} contains rt number of \star 's, and we permute the columns of \mathbf{D} using π , as done in case (a) to obtain \mathbf{D}' . There are $K(K - rt)$ vacant cells in \mathbf{D}' , and they are filled using $(m - 1)K$ integers satisfying conditions $D2$ and $D3$. Each integer $s \in [(m - 1)K]$ occurs $rt + L$ times in \mathbf{D}' . Consider any integer $s \in [(m - 1)K]$, where $s = pK + q$, $p \in [0, m - 2]$, $q \in [K]$. If p is even, the integer s occurs L times in the q^{th} row and rt times in the $\langle \frac{p}{2}(rt + L) + rt + q \rangle_K^{\text{th}}$ row of \mathbf{D}' as given below:

$$d'_{q, \langle \frac{p}{2}(rt + L) + q + i \rangle_K} = s \quad \forall i \in [L], \quad (13a)$$

$$d'_{\langle \frac{p}{2}(rt + L) + rt + q \rangle_K, \langle q - rt + i \rangle_K} = s \quad \forall i \in [rt]. \quad (13b)$$

If p is odd, the integer s occurs rt times in q^{th} row, and L times in the $\langle (\frac{p+1}{2})(rt + L) + rt + q \rangle_K^{\text{th}}$ row as follows:

$$d'_{q, \langle (\frac{p+1}{2})(rt + L) + L + q + i \rangle_K} = s \quad \forall i \in [rt], \quad (14a)$$

$$d'_{\langle (\frac{p+1}{2})(rt + L) + q \rangle_K, \langle q - rt + i \rangle_K} = s \quad \forall i \in [L]. \quad (14b)$$

Note that the above assignment of integers in \mathbf{D}' is according to an EPDA construction (Construction II) in [16]. Therefore, conditions $D2$ and $D3$ follow directly from the EPDA conditions.

Now, undo the permutation on \mathbf{D}' using π^{-1} to obtain \mathbf{D} . The conditions $D2$ and $D3$ hold even under column rearrangement. Thus, we obtained a $(\mathbf{C}, (m - 1)K, L)$ delivery array \mathbf{D} . Then, using \mathbf{C} and \mathbf{D} , a multi-antenna MACC scheme can be obtained having normalized delivery time $T_n = (m - 1)K/K = (m - 1)$, and subpacketization level K . From the condition $K = mrt + (m - 1)L$, we get $(m - 1) = \frac{K - rt}{rt + L}$. Thus, $T_n = \frac{K - rt}{rt + L}$, and from (3), we know that it is optimal. This completes the proof of Theorem 2. ■

Remark 1. When $L = 1$ in case (a) $K = rt + L$ with $\gcd(K, t) = 1$, the proposed scheme recovers the scheme in [10] which is optimal under uncoded placement. In [10], the authors considered a case where $r = \frac{K-1}{t}$. Thus, our scheme in (a) is a generalization of an optimal scheme (under uncoded placement) to an L -antenna setting.

B. Examples to illustrate the schemes in Theorem 2

Consider a MACC network with a server having $L = 3$ transmit antennas and $N = 7$ unit-sized files $\{W^1, W^2, \dots, W^7\}$. There are $K = 7$ users and caches, and each user k accesses $r = 2$ neighboring caches C_k and $C_{(k+1)_7}$. We consider the memory points $M = 1$ and $M = 2$, which result in $t = 1$ and $t = 2$, respectively. When $t = 1$, the condition $K = mrt + (m - 1)L$ is satisfied with $m = 2$. Similarly for $t = 2$, the condition $K = rt + L$ is satisfied. Further, $\gcd(K, t)$ is unity in both the cases.

First, let us consider the case where $t = 2$. We construct a $(7, 7, 2, 2)$ caching array \mathbf{C} and a $(\mathbf{C}, 3, 3)$ delivery array \mathbf{D} as shown in Fig. 2. The array \mathbf{C} determines the cache placement. Each file W^n , $n \in [7]$, is divided into 7 subfiles: $W^n = \{W_1^n, W_2^n, \dots, W_7^n\}$. The contents stored in each cache are as follows:

$$\begin{aligned} \mathcal{Z}_{C_1} &= \{W_1^n, W_2^n, \forall n \in [7]\}, \mathcal{Z}_{C_2} = \{W_3^n, W_4^n, \forall n \in [7]\}, \\ \mathcal{Z}_{C_3} &= \{W_5^n, W_6^n, \forall n \in [7]\}, \mathcal{Z}_{C_4} = \{W_7^n, W_1^n, \forall n \in [7]\}, \\ \mathcal{Z}_{C_5} &= \{W_2^n, W_3^n, \forall n \in [7]\}, \mathcal{Z}_{C_6} = \{W_4^n, W_5^n, \forall n \in [7]\}, \\ \mathcal{Z}_{C_7} &= \{W_6^n, W_7^n, \forall n \in [7]\}. \end{aligned}$$

The second array in Fig. 2 corresponds to the contents accessible to each user. Since user $k \in [7]$ has access to caches C_k and $C_{(k+1)_7}$, the contents known to each user are:

$$\begin{aligned} Z_1 &= \mathcal{Z}_{C_1} \cup \mathcal{Z}_{C_2}, Z_2 = \mathcal{Z}_{C_2} \cup \mathcal{Z}_{C_3}, Z_3 = \mathcal{Z}_{C_3} \cup \mathcal{Z}_{C_4}, \\ Z_4 &= \mathcal{Z}_{C_4} \cup \mathcal{Z}_{C_5}, Z_5 = \mathcal{Z}_{C_5} \cup \mathcal{Z}_{C_6}, Z_6 = \mathcal{Z}_{C_6} \cup \mathcal{Z}_{C_7}, \\ Z_7 &= \mathcal{Z}_{C_7} \cup \mathcal{Z}_{C_1}. \end{aligned}$$

Before filling the integers in \mathbf{D} , the columns are permuted according to a map $\pi : \{1, 2, 3, 4, 5, 6, 7\} \rightarrow \{1, 5, 2, 6, 3, 7, 4\}$ and results in another array $\mathbf{D}' = [\mathbf{d}_1, \mathbf{d}_5, \mathbf{d}_2, \mathbf{d}_6, \mathbf{d}_3, \mathbf{d}_7, \mathbf{d}_4]$. Once integers are filled in \mathbf{D}' , the columns of \mathbf{D}' are rearranged according to the map π^{-1} . Thus, we obtained a $(\mathbf{C}, 3, 3)$ delivery array \mathbf{D} . The k^{th} column of \mathbf{D} represents user k . Let the demand vector be $\mathbf{d} = (1, 2, 3, 4, 5, 6, 7)$.

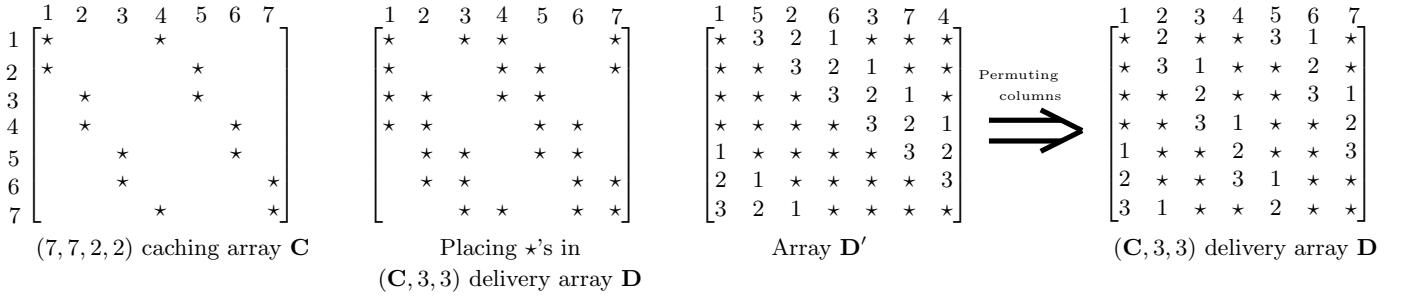


Fig. 2: Caching and delivery arrays for $K = 7, N = 7, r = 2, L = 3, t = 2$.

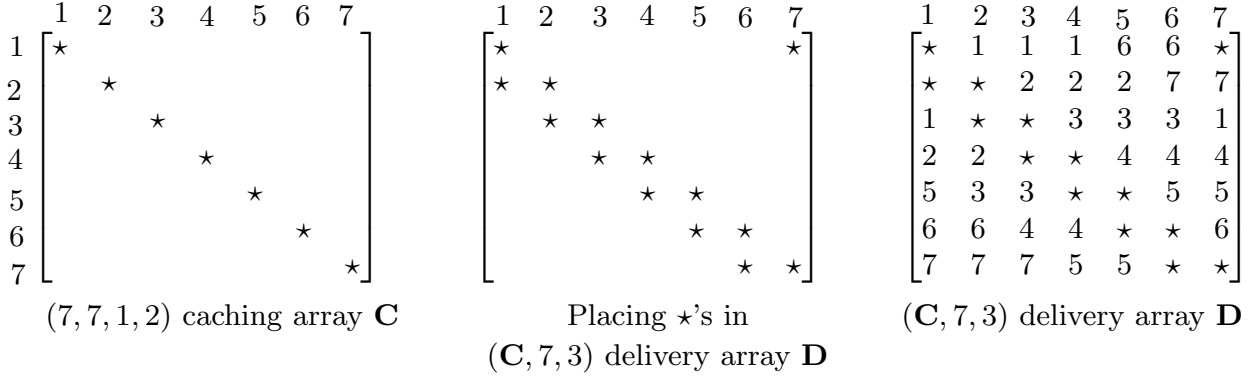


Fig. 3: Caching and delivery arrays for $K = 7, N = 7, r = 2, L = 3, t = 1$.

There is a transmission corresponding to each $s \in [3]$. The transmissions are:

$$\begin{aligned} \mathbf{x}^{(1)} &= \mathbf{V}^{(1)}[W_5^1, W_7^2, W_2^3, W_4^4, W_6^5, W_1^6, W_3^7]^T, \\ \mathbf{x}^{(2)} &= \mathbf{V}^{(2)}[W_6^1, W_1^2, W_3^3, W_5^4, W_7^5, W_2^6, W_4^7]^T, \\ \mathbf{x}^{(3)} &= \mathbf{V}^{(3)}[W_7^1, W_2^2, W_4^3, W_6^4, W_5^5, W_3^6, W_1^7]^T. \end{aligned}$$

Each user is able to get the desired subfiles from the transmissions $\mathbf{x}^{(1)}$, $\mathbf{x}^{(2)}$, and $\mathbf{x}^{(3)}$. Each transmission benefits all the 7 users. Consider user 1. It wants subfiles W_5^1, W_6^1 , and W_7^1 which are present in $\mathbf{x}^{(1)}$, $\mathbf{x}^{(2)}$, and $\mathbf{x}^{(3)}$, respectively. Let us look at the transmission $\mathbf{x}^{(1)}$. Corresponding to $\mathbf{x}^{(1)}$, the received message at user 1 is $y_1^{(1)}$, and it is expressed as:

$$y_1^{(1)} = \mathbf{h}_1^T \mathbf{x}^{(1)} + n_1 \quad (15a)$$

$$= \mathbf{h}_1^T \mathbf{V}^{(1)}[W_5^1, W_7^2, W_2^3, W_4^4, W_6^5, W_1^6, W_3^7]^T \quad (15b)$$

$$= \mathbf{h}_1^T \mathbf{v}_1^{(1)} W_5^1 + \underbrace{\mathbf{h}_1^T (\mathbf{v}_2^{(1)} W_7^2 + \mathbf{v}_5^{(1)} W_6^5)}_{=0} +$$

$$\underbrace{\mathbf{h}_1^T (\mathbf{v}_3^{(1)} W_2^3 + \mathbf{v}_4^{(1)} W_4^4 + \mathbf{v}_6^{(1)} W_1^6 + \mathbf{v}_7^{(1)} W_3^7)}_{\text{user 1 can compute this using } Z_k} \quad (15c)$$

where $n_1 \sim \mathcal{CN}(0,1)$ in (15a) is the additive noise observed at user 1. Since we consider the high SNR regime, n_1 is neglected in the further analysis. The precoding vectors $\mathbf{v}_2^{(1)}, \mathbf{v}_5^{(1)} \in \mathbb{C}^{3 \times 1}$ are designed such that $\mathbf{h}_1^T \mathbf{v}_2^{(1)} = 0$ and $\mathbf{h}_1^T \mathbf{v}_5^{(1)} = 0$. The precoding vectors and the remaining subfiles, except W_5^1 , involved in $\mathbf{x}^{(1)}$ are known to user 1. Thus, W_5^1 can be easily decoded from $y_1^{(1)}$. Similarly, user 1 can decode W_6^1 and W_7^1 from $\mathbf{x}^{(2)}$ and $\mathbf{x}^{(3)}$, respectively. The same procedure applies for other users as well. Thus, the normalized delivery time is obtained as $T_n = 3/7$. We

have seen that each transmission serves $rt + L = 7$ users, and each user is able to retrieve one subfile from one channel use. Thus, the delivery is also one-shot. The optimality of the scheme follows from (3).

Next, consider the case where $t = 1$. The $(7,7,1,2)$ caching array \mathbf{C} for this case is given in Fig. 3. As mentioned earlier, for $t = 1$, the columns of \mathbf{D} need not be permuted after filling \star 's. Following the $(7,7,1,2)$ caching array \mathbf{C} , each subfile is divided into 7 parts, and the contents stored in each cache $i \in [7]$ are given as $Z_{C_i} = \{W_i^n, \forall n \in [7]\}$. Then, the contents available to each user are: $Z_1 = \{W_1^n, W_2^n, \forall n \in [7]\}$, $Z_2 = \{W_2^n, W_3^n, \forall n \in [7]\}$, $Z_3 = \{W_3^n, W_4^n, \forall n \in [7]\}$, $Z_4 = \{W_4^n, W_5^n, \forall n \in [7]\}$, $Z_5 = \{W_5^n, W_6^n, \forall n \in [7]\}$, $Z_6 = \{W_6^n, W_7^n, \forall n \in [7]\}$, and $Z_7 = \{W_7^n, W_1^n, \forall n \in [7]\}$. Consider a distinct demand vector, say $\mathbf{d} = (1, 2, 3, 4, 5, 6, 7)$. There are 7 transmissions, in total, and each transmission corresponds to an integer $s \in [7]$ in \mathbf{D} . In the interest of space, we list only a few transmissions here:

$$\mathbf{x}^{(1)} = \mathbf{V}^{(1)}[W_3^1, W_1^2, W_1^3, W_1^4, W_3^7]^T,$$

$$\mathbf{x}^{(2)} = \mathbf{V}^{(2)}[W_4^1, W_4^2, W_2^3, W_2^4, W_2^5]^T,$$

$$\mathbf{x}^{(3)} = \mathbf{V}^{(3)}[W_5^2, W_5^3, W_3^4, W_3^5, W_3^6]^T.$$

Note that each transmission serves 5 users. To explain the decoding, consider user 1 again. User 1 benefits from $\mathbf{x}^{(1)}$, $\mathbf{x}^{(2)}$, $\mathbf{x}^{(5)}$, $\mathbf{x}^{(6)}$, and $\mathbf{x}^{(7)}$. Let us take the transmission $\mathbf{x}^{(1)}$. The received message at user 1 corresponding to $\mathbf{x}^{(1)}$ takes the following form (neglecting the additive noise part due to high SNR assumption):

$$y_1^{(1)} = \mathbf{h}_1^T \mathbf{V}^{(1)}[W_3^1, W_1^2, W_1^3, W_1^4, W_3^7]^T = \mathbf{h}_1^T \mathbf{v}_1^{(1)} W_3^1 +$$

$$\underbrace{\mathbf{h}_1^T (\mathbf{v}_2^{(1)} W_1^2 + \mathbf{v}_3^{(1)} W_1^3 + \mathbf{v}_4^{(1)} W_1^4)}_{\text{known to user 1}} + \underbrace{\mathbf{h}_1^T \mathbf{v}_7^{(1)} W_3^7}_{=0}.$$

User 1 can thus decode the subfile W_3^1 . The normalized delivery time achieved in this case is $T_n = 1$, which is optimal from (3).

C. When $\gcd(K, t) \neq 1$ in Theorem 2

For both the cases in Theorem 2, $\gcd(K, t)$ needs to be unity. When $\gcd(K, t) \neq 1$, the optimal delivery time in (8) is still achievable for certain specific scenarios. Next, we look at those scenarios. Define $\gamma \triangleq \gcd(K, t, L)$. The optimal normalized delivery time $T_{n,u}^* = (K - rt)/(rt + L)$ is achieved with subpacketization level K/γ for the following cases: (i) $K = rt + L$ with $\gcd(K/\gamma, t/\gamma) = 1$, (ii) $K = mrt + (m - 1)L$, $L \geq rt$, $m \in \mathbb{Z}$, $m \geq 2$, and $\gcd(K/\gamma, t/\gamma) = 1$. A user grouping strategy is adopted in the above cases to achieve the optimal performance.

Consider case (i) $K = rt + L$ and $\gcd(K/\gamma, t/\gamma) = 1$. Construct a $(K, K/\gamma, t/\gamma, r)$ caching array \mathbf{C} and a $(\mathbf{C}, L/\gamma, L)$ delivery array \mathbf{D} . Each column of \mathbf{C} and \mathbf{D} can be represented as $k = (i - 1)\frac{K}{\gamma} + u$, where $i \in [\gamma]$ and $u \in [K/\gamma]$. The caching array \mathbf{C} is constructed as:

$$c_{j,k} = \star, \forall j \in \left[\left\langle \frac{(u-1)t}{\gamma} + 1 \right\rangle_{\frac{K}{\gamma}}, \left\langle \frac{ut}{\gamma} \right\rangle_{\frac{K}{\gamma}} \right], \quad (16)$$

where each column \mathbf{c}_k , $k = (i-1)\frac{K}{\gamma} + u$, contains t/γ number of \star 's. From (16), it is evident that the position of \star 's in \mathbf{c}_k depends only on u . Therefore, for a $u \in [K/\gamma]$, there are γ columns with identical \star placement. Condition B2 is satisfied by (16). Next, using \mathbf{C} , we construct a $(\mathbf{C}, L/\gamma, L)$ delivery array \mathbf{D} of size $K/\gamma \times K$ as:

$$d_{j,k} = \star, \forall j \in \bigcup_{l \in [u, \langle u+r-1 \rangle_{\frac{K}{\gamma}}]} \left[\left\langle \frac{(l-1)t}{\gamma} + 1 \right\rangle_{\frac{K}{\gamma}}, \left\langle \frac{lt}{\gamma} \right\rangle_{\frac{K}{\gamma}} \right], \quad (17)$$

where $k = (i-1)K/\gamma + u$, $i \in [\gamma]$, $u \in [K/\gamma]$. The columns of \mathbf{D} can be split into γ groups based on the value of i . Each group, denoted by \mathcal{G}_i , $i \in [\gamma]$, contains K/γ columns as defined by:

$$\mathcal{G}_i = \{k : k = (i-1)K/\gamma + u, \forall u \in [K/\gamma]\}. \quad (18)$$

Then, a column permutation is performed among the columns present in each group \mathcal{G}_i to get the cyclic structure for \star 's present in those K/γ columns. Thus, the permuted array \mathbf{D}' exhibits the following structure

$$\left[\begin{array}{ccc|ccc} \star & \cdots & \star & \star & \cdots & \star \\ \star & \star & \cdots & \vdots & \star & \star & \cdots & \vdots \\ \vdots & \star & \cdots & \vdots & \star & \cdots & & \vdots \\ \vdots & \ddots & & \vdots & \ddots & & & \vdots \\ \cdots & \star & & \vdots & \ddots & & & \vdots \\ & & & \cdots & \star & & & \end{array} \right].$$

The array \mathbf{D}' is filled using L/γ distinct integers. Consider an integer $s \in [L/\gamma]$, then

$$d'_{j,k} = s, \forall \langle k \rangle_{\frac{K}{\gamma}} = u \text{ and } j = \langle rt/\gamma + s + u - 1 \rangle_{\frac{K}{\gamma}}, \quad (19)$$

where $k = (i-1)K/\gamma + u$, $i \in [\gamma]$, $u \in [K/\gamma]$. Similar to the \star 's placement, the integer assignment also depends only on u . It is easy to see that condition D2 is satisfied by \mathbf{D}' . To verify condition D3, let us take a sub-array $\mathbf{D}'_{[1:K/\gamma]} = [\mathbf{d}'_1, \mathbf{d}'_2, \dots, \mathbf{d}'_{\frac{K}{\gamma}}]$. The sub-array $\mathbf{D}'_{[1:K/\gamma]}$ is of size $K/\gamma \times K/\gamma$, and each of its row and column contains L/γ integers. Then, for an integer $s \in [L/\gamma]$, the sub-array $\mathbf{D}'_{[1:K/\gamma]}^{(s)}$ formed by the rows and columns containing s is same as $\mathbf{D}'_{[1:K/\gamma]}$. The array \mathbf{D}' , in fact, appears as a γ -times duplication of $\mathbf{D}'_{[1:K/\gamma]}$ horizontally. Hence, the sub-array $\mathbf{D}'^{(s)}$ is same as \mathbf{D}' , and each row in \mathbf{D}' contains L integers. Thus, condition D3 is also satisfied. Once \mathbf{D}' is constructed, the columns are permuted back to obtain \mathbf{D} , which is a $(\mathbf{C}, L/\gamma, L)$ delivery array. The above constructed $(K, K/\gamma, t/\gamma, r)$ caching array \mathbf{C} and $(\mathbf{C}, L/\gamma, L)$ delivery array \mathbf{D} together result in a multi-antenna MACC scheme with normalized delivery time $T_n = \frac{L/\gamma}{K/\gamma} = \frac{K-rt}{rt+L}$, and subpacketization level K/γ .

For case (ii) also, an approach similar to case (i) is followed. In this case, we need to construct a $(K, K/\gamma, t/\gamma, r)$ caching array \mathbf{C} and a $(\mathbf{C}, (m-1)K/\gamma, L)$ delivery array \mathbf{D} . The construction of \mathbf{C} follows (16). In case (i), we have seen that the array \mathbf{D}' appears like a γ -times duplication of a $K/\gamma \times K/\gamma$ array. Therefore, using the same idea, we construct a $(\mathbf{C}, (m-1)K/\gamma, L)$ delivery array \mathbf{D} from a $(\mathbf{C}, (m-1)K/\gamma, L/\gamma)$ delivery array \mathbf{G} constructed according to (13a) – (14b). The array \mathbf{G} is replicated γ -times horizontally to obtain the $(\mathbf{C}, (m-1)K/\gamma, L)$ delivery array \mathbf{D} .

From the $(K, K/\gamma, t/\gamma, r)$ caching array \mathbf{C} and the $(\mathbf{C}, (m-1)K/\gamma, L)$ delivery array \mathbf{D} , a multi-antenna MACC scheme can be obtained with $T_n = \frac{(m-1)K/\gamma}{K/\gamma} = \frac{K-rt}{rt+L}$, and subpacketization level K/γ .

D. A further generalization of Theorem 2

In this subsection, we show that the multi-antenna scheme in [6] for dedicated cache networks can be used to obtain a multi-antenna coded caching scheme for MACC networks having parameters $K, L, r, t = KM/N \in [0, \frac{K}{r}]$ such that $L \geq rt$ and $\gcd(K, t) = 1$. In this case as well, we first need to construct a (K, K, t, r) caching array \mathbf{C} as in (9). Following it, construct another $K \times K$ array \mathbf{D} according to (10), which represents the side-information available to each user. Each column in \mathbf{D} contains rt number of \star 's. Note that array \mathbf{D} is not a delivery array. Then, as done in Theorem 2 and Section III-C, permute the columns of \mathbf{D} to obtain a cyclic structure for \star 's. Let the permuted version be \mathbf{D}' . Then using \mathbf{D}' , the delivery algorithm in [6] is invoked for transmissions. The delivery algorithm in [6] requires each subfile to be split into again $(rt + L)$ parts, and there are, in total, $K(K - rt)$ transmissions. Each transmission is of a mini-subfile size. Thus, we obtain a multi-antenna MACC scheme with $T_n = T_{n,u}^* = \frac{K-rt}{rt+L}$ and subpacketization level $K(rt + L)$. This scheme accounts for more instances than the cases considered in Theorem 2.

IV. CONCLUSION AND DISCUSSION

In this work, we study the cyclic wrap-around MACC networks with multiple antennas at the server and propose a few multi-antenna multi-access coded caching schemes for the same. The schemes are derived from a pair of arrays, called caching array and delivery array. We first propose a multi-antenna MACC scheme that is valid for a large range of values of K , r , t , and L . The two other proposed schemes exist only under certain conditions; however, they achieve optimal performance under uncoded placement and one-shot delivery. The performance of the proposed schemes is analyzed only in the high SNR regime, considering the finite SNR regime is a direction to look at.

ACKNOWLEDGMENT

This work was supported partly by the Science and Engineering Research Board (SERB) of Department of Science and Technology (DST), Government of India, through J.C Bose National Fellowship to Prof. B. Sundar Rajan, and by the Ministry of Human Resource Development (MHRD), Government of India through Prime Minister's Research Fellowship to Elizabeth Peter and K. K. Krishnan Nambodiri.

REFERENCES

- [1] M. A. Maddah-Ali and U. Niesen, "Fundamental limits of caching," *IEEE Trans. Inf. Theory*, vol. 60, no. 5, pp. 2856–2867, May 2014.
- [2] Q. Yu, M. A. Maddah-Ali, and A. S. Avestimehr, "The exact rate-memory tradeoff for caching with uncoded prefetching," *IEEE Trans. Inf. Theory*, vol. 64, no. 2, pp. 1281–1296, Feb. 2018.
- [3] K. Wan, D. Tuninetti, and P. Piantanida, "On the optimality of uncoded cache placement," in *Proc. IEEE Inf. Theory Workshop (ITW)*, Sept. 2016, pp. 161–165.
- [4] J. Hachem, N. Karamchandani, and S. N. Diggavi, "Coded caching for multi-level popularity and access," *IEEE Trans. Inf. Theory*, vol. 63, no. 5, pp. 3108–3141, May 2017.
- [5] Q. Yan, M. Cheng, X. Tang and Q. Chen, "On the placement delivery array design for centralized coded caching scheme," *IEEE Trans. Inf. Theory*, vol. 63, no. 9, pp. 5821–5833, Sept. 2017.
- [6] M. Salehi, A. Tölli, and S. P. Shariatpanahi, "A multi-antenna coded caching scheme with linear subpacketization," in *Proc. IEEE Int. Conf. Commun. (ICC)*, 2020, pp. 1–6.
- [7] F. Brunero and P. Elia, "Fundamental limits of combinatorial multi-access caching," *IEEE Trans. Inf. Theory*, vol. 69, no. 2, pp. 1037–1056, Feb. 2023.
- [8] K. K. K. Nambodiri and B. S. Rajan, "Multi-access coded caching with coded placement," in *Proc. IEEE Wireless Commun. Netw. Conf. (WCNC)*, 2022, pp. 2274–2279.
- [9] K. S. Reddy and N. Karamchandani, "Rate-memory trade-off for multi-access coded caching with uncoded placement," *IEEE Trans. Commun.*, vol. 68, no. 6, pp. 3261–3274, June 2020.
- [10] B. Serbetci, E. Parrinello, and P. Elia, "Multi-access coded caching: gains beyond cache-redundancy," in *Proc. IEEE Inf. Theory Workshop (ITW)*, 2019, pp. 1–5.
- [11] K. S. Reddy and N. Karamchandani, "Structured index coding problems and multi-access coded caching," in *Proc. IEEE Inf. Theory Workshop (ITW)*, 2020, pp. 1–5.
- [12] D. Katyal, P. N. Muralidhar, and B. S. Rajan, "Multi-access coded caching schemes from cross resolvable designs," *IEEE Trans. Commun.*, vol. 69, no. 5, pp. 2997–3010, May 2021.
- [13] P. N. Muralidhar, D. Katyal, and B. S. Rajan, "Maddah-Ali-Niesen scheme for multi-access coded caching," in *Proc. IEEE Inf. Theory Workshop (ITW)*, 2021, pp. 1–6.
- [14] K. K. K. Nambodiri and B. S. Rajan, "Combinatorial multi-access coded caching: improved rate-memory trade-off with coded placement," Available on *arXiv: 2212.12686 [cs.IT]*, Dec. 2022.
- [15] M. Wigger, R. Timo, and S. Shamai, "Complete interference mitigation through receiver-caching in Wyner's networks," in *Proc. IEEE Inf. Theory Workshop (ITW)*, 2016, pp. 335–339.
- [16] K. K. K. Nambodiri, E. Peter, and B. S. Rajan, "Extended placement delivery arrays for multi-antenna coded caching scheme," in *Proc. IEEE Int. Symp. Inf. Theory (ISIT)*, 2022, pp. 1518–1523.
- [17] E. Lampiris and P. Elia, "Adding transmitters dramatically boosts coded-caching gains for finite file sizes," *IEEE J. Sel. Areas Commun.*, vol. 36, no. 6, pp. 1176–1188, Jun. 2018.
- [18] E. Lampiris, A. Bazco-Nogueras, and P. Elia, "Resolving the feedback bottleneck of multi-antenna coded caching," *IEEE Trans. Inf. Theory*, vol. 68, no. 4, pp. 2331–2348, Apr. 2022.