

YUGA: Automatically Detecting Lifetime Annotation Bugs in the Rust Language

Vikram Nitin
vikram.nitin@columbia.edu
Columbia University
New York, USA

Sanjay Arora
saarora@redhat.com
RedHat Research
USA

Anne Mulhern
amulhern@redhat.com
RedHat Research
USA

Baishakhi Ray
rayb@cs.columbia.edu
Columbia University
New York, USA

Abstract

The Rust programming language is becoming increasingly popular among systems programmers due to its efficient performance and robust memory safety guarantees. Rust employs an ownership model to ensure this guarantee by allowing each value to be owned by only one identifier at a time. Additionally, it introduces the concept of borrowing and lifetimes to enable other variables to borrow the values under certain conditions temporarily.

Despite its benefits, security vulnerabilities have been reported in Rust projects, often attributed to the use of "unsafe" Rust code. These vulnerabilities, in part, arise from incorrect lifetime annotations on function signatures. However, existing tools fail to detect these bugs, primarily because such bugs are rare, challenging to detect through dynamic analysis, and require explicit memory models.

To overcome these limitations, first, we characterize incorrect lifetime annotations as a source of memory safety bugs and leverage this understanding to devise a novel static analysis tool, YUGA, to detect potential lifetime annotation bugs. YUGA uses a multi-phase analysis approach, starting with a quick pattern-matching algorithm to identify potential buggy components and then conducting a flow and field-sensitive alias analysis to confirm the bugs. We also curate new datasets of lifetime annotation bugs. YUGA successfully detects bugs with good precision on these datasets, and we make the code and datasets publicly available for review.

CCS Concepts

• **Software and its engineering** → Software maintenance tools; *Software libraries and repositories*; **Software testing and debugging**; Maintaining software.

Keywords

Rust, Lifetimes, Static analysis, Memory safety

1 Introduction

The Rust programming language is gaining increasing popularity among systems programmers for its efficient performance while providing strong memory safety, thread safety, and type checking. It uses a C-like syntax that allows low-level access, enabling it to be used on embedded devices, to write kernel code, to build performance-critical systems, and so on. At the same time, it ameliorates many of the pitfalls of C, like pointer errors and concurrency errors. For these reasons, Google recently extended support for

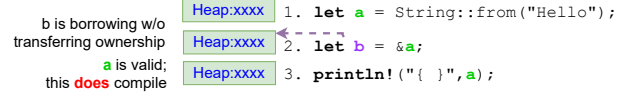
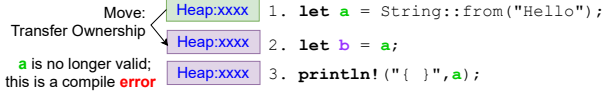
developing the Android OS in Rust [10], and Rust is officially supported in the Linux kernel as of Linux 6.1 [32].

Rust memory safety model. While working within the secure confines of Rust, we enjoy robust safety guarantees. Central to these assurances is Rust’s *Ownership* model—a set of rules dictating memory management within a Rust program. Ownership guarantees that each value and its associated memory are owned by exactly one identifier at any point in the program. Modern programming languages handle memory usage during execution in different ways—some rely on garbage collection (e.g., Java) and others on manual allocation and deallocation (e.g., C). Rust takes an alternative approach with the concept of ownership, reinforced by a specific set of compiler-verified rules. Any violation of these rules results in a compilation failure. Yet, none of these rules significantly slow down the run-time of Rust programs.

However, the strict ownership policy—each value owned by only one identifier at any given time, is often overly limiting. Thus, Rust allows *Borrowing*—another identifier may temporarily borrow a value under certain conditions by creating a reference to that value. Consider the statement `a = &b`, here `a` is borrowing the value `b`. Rust further introduces the concept of *Lifetimes* to restrict a borrow’s scope—a lifetime is a region of the source code in which the borrowing identifier is live; the borrowing identifier must not outlive the borrowed value (e.g., `a` cannot outlive `b` in the above example).

The Rust compiler, specifically its *Borrow Checker*, ensures the validity of all borrows by tracking variable lifetimes. Often the checker can infer the lifetime of a variable without assistance. However, for certain cases related to inter-procedural reasoning, the compiler requires explicit *lifetime annotations* on function signatures to guide the Borrow Checker. For example, the type `&'a i32` denotes a borrow to an integer value, where the lifetime of the borrow is parameterized by the lifetime annotation `'a`. These annotations on the function signature provide valuable information to the compiler, enabling it to verify certain memory safety properties without even looking at the function body.

Violation of memory safety guarantees. Despite the strong safety guarantees promised by Rust, an increasing number of security vulnerabilities have been reported in Rust projects. The number of vulnerabilities reported to the RUSTSEC Database [25] during 2018 was only 22; in 2022, there were 91. The majority of these vulnerabilities arise from the use of a language feature called `unsafe`



(a) Ownership. The read of `a` at Line 3 causes the program to not compile because `b` has taken ownership of the `String` value and so `a` is not live. (b) Borrowing. When the `String` is borrowed by `b` (Line 2), `a` still retains ownership of the `String` and so of the heap region `XXXX` which the `String` owns.

Figure 1: Ownership and Borrowing. The color of an identifier indicates the color of the heap region it owns.

Rust [35]—Rust’s memory safety guarantees can be too restrictive for some applications, so Rust provides an “escape hatch” in the form of `unsafe` Rust, which allows writing code that bypasses some memory safety checks. The added flexibility comes at the cost of potential memory safety-related bugs.

Thus, while using `unsafe` Rust, it is the developer’s responsibility to ensure the code is correct—a single mistake may jeopardize the whole program’s safety guarantees and inadvertently introduce vulnerability. One of the causes of such vulnerabilities is incorrect lifetime annotations (LAs) on function signatures. Deciding the correct LAs for a variable is non-trivial—it requires expert knowledge of how the value will propagate to subsequent borrows and pointers, often through deeply nested structures and function calls. Further, lifetimes in Rust are a non-intuitive concept even for experienced programmers, as there is no analogous concept in any other popular programming language (to the best of our knowledge). A one-token mistake in specifying correct LAs can lead to security vulnerabilities[28], as we see from a manual inspection of reported Rust security vulnerabilities.

Limitation of Existing Approaches. Checking the safety of unsafe Rust is an active area of research [5, 19, 18, 31, 1, 24], with multiple reported vulnerabilities [25, 35], and automated tools that perform static [4, 14, 8, 6], and dynamic [20, 26] analysis to check for vulnerabilities. However, none of these existing tools can detect memory-safety bugs due to incorrect LAs. First of all, LA-related bugs are rare and typically only surface during execution in specific edge cases. Thus, detecting them through dynamic analysis is non-trivial. Additionally, they tend to be deeply embedded within a program, and analyzing them requires accurate modeling of program memory. Thus, it becomes challenging to study using standard static analyzers or symbolic execution tools. Even, more mature hybrid vulnerability detection tools designed for other languages like C/C++ cannot be applied here as LA is a new concept introduced in Rust.

To this end, we propose a novel static analysis tool to check correct memory usage in unsafe Rust code. In particular, we focus on detecting incorrect lifetime annotations (LAs) as they often lead to security vulnerabilities.

Our approach: We have developed and implemented a novel static analysis tool called YUGA, capable of detecting incorrect LA bugs. We employ a multi-phase analysis approach that starts with a pattern-matching algorithm to quickly identify the potential buggy components. Subsequently, we perform a flow and field-sensitive alias analysis, focusing only on the potential buggy components to confirm the bugs. By adopting this multi-phase analysis, we effectively address the well-known scalability challenges associated with alias analysis, while still achieving reasonably high precision.

In particular, YUGA operates in four stages. First, it propagates the LAs from a function parameter to internal references, pointers, and fields, using an AST-like representation. In the second stage, it identifies any potential mismatches in LAs between the function arguments and return values. These first two steps are challenging since they involve analyzing relationships between program variables through nested pointers and structures. When a mismatch is found, YUGA flags the corresponding pairs of values as potentially buggy. In the third stage, YUGA conducts a flow and field-sensitive alias analysis to confirm the interactions between the source and target, further validating the presence of bugs. Up to this point, the analysis is intra-procedural. In the final stage, YUGA employs specific shallow filters based on common inter-procedural knowledge to reduce false positives, improving the overall precision.

Results. We evaluate YUGA using a dataset of known security vulnerabilities, and a synthesized vulnerability dataset. We find that YUGA can detect LA bugs with 75% precision. None of the existing static analysis tools we evaluated could detect *any* of these vulnerabilities. We also ran YUGA on 372 Rust libraries, and YUGA detected 312 potential bugs. We are in the process of generating exploits of these bugs and reporting them to the developers.

Contributions: Our contributions in this paper are as follows.

- (1) We are the first to characterize incorrect lifetime annotations that can lead to memory safety bugs.
- (2) We propose YUGA, a novel static analysis technique, that can automatically scan Rust projects at scale and detect potential LA bugs that can lead to vulnerabilities.
- (3) We evaluate YUGA in a variety of settings and show that it can successfully detect LA bugs with good precision. To the best of our knowledge, there are no existing baseline static analyzers that can find these bugs.
- (4) We contribute two new datasets of lifetime annotation bugs, one created from Rust security vulnerabilities, and the other synthetic. We make the code and dataset publicly available (anonymized for review) at <https://github.com/vnrst/Yuga>.

The rest of the paper is structured as follows. In Section 2, we discuss the features of Rust and lifetime annotations. Then, we define three patterns of lifetime annotation bugs in Section 3.1. Section 3.2 presents the design of YUGA, our tool to detect lifetime annotations bugs. We evaluate the performance of YUGA in Sections 4 and 5, present related work in Section 7, and conclude in Section 8.

2 Background

This section provides an overview of Rust’s ownership model and the memory safety properties associated with it. Section 2.1 explains how Rust ensures memory safety via its ownership model. Section 2.2 discusses how Rust can be used in an `unsafe` manner.

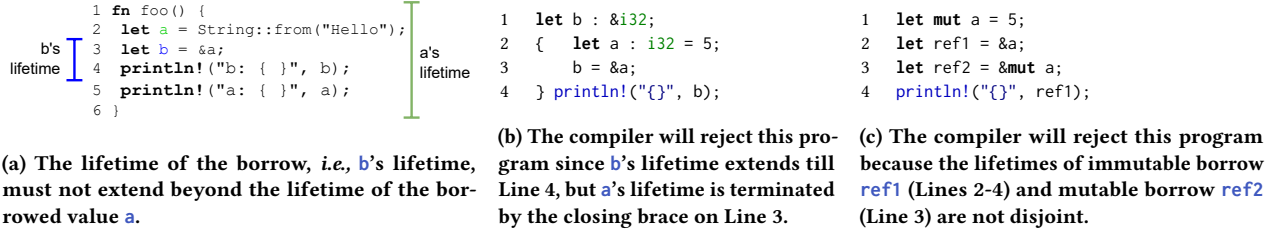


Figure 2: Lifetimes in Rust.

2.1 Rust Memory Safety Model

2.1.1 Ownership. Rust's ownership model ensures that a memory location has exactly one owner at any point in the program, and the associated memory is freed when the owner goes out of scope. For example, in Figure 1a, at Line 1, the identifier **a** is assigned a **String** value. The characters of the **String** are stored on the heap, and **a** takes ownership of this heap-allocated memory. At Line 2, **a** is assigned to **b**. This *move* transfers the ownership of the heap-allocated memory to **b**. Once **b** takes ownership of this memory, Rust no longer considers a use of **a** to be valid, as a memory location must have exactly one owner. So the print statement on Line 3 will result in a compile error.

2.1.2 Borrowing. A value can be *borrowed* by creating a reference to that value using the `&` symbol. A reference can be mutable or immutable, depending on whether one can modify the borrowed value through the reference or not, respectively. Mutable references are denoted as `&mut`. Figure 1b illustrates borrowing. At Line 1, **String** "Hello" is assigned to an identifier **a**, and **a** takes ownership of the **String**. At Line 2, **b** merely borrows the **String** (i.e., it does not take ownership) by taking a reference to **a**. **a** retains ownership of the heap-allocated memory associated with the **String**. Consequently, the compiler does not reject the use of **a** at Line 3, and the program compiles.

2.1.3 Lifetimes. A Rust lifetime is similar to a scope—it is a statically determined region of a program. However, unlike a scope, it is not always defined by a lexical marker such as a closing curly brace [17]. For example, in Figure 2a, **b**'s lifetime is just Lines 3-4.

If a reference is assigned to an identifier, e.g., `b = &a`, then the lifetime of the identifier is called the *lifetime of the borrow*. Two rules constrain the lifetimes of borrows:

Rule 1: *The lifetime of a borrow must not extend beyond the lifetime of the borrowed value. In other words, the borrowed value must "outlive" the borrow.*

Rule 2: *If there are multiple borrows to the same value, every mutable borrow must have a lifetime which is disjoint from that of every other borrow, whether mutable or immutable.*

Rust's Borrow Checker ensures that these rules are not violated. The Borrow Checker must assign a lifetime to each identifier such that the assignment satisfies these rules. Rule 1 helps prevent some common memory errors as use-after-free and double-free. Rule 2

promotes thread safety by preventing concurrent writes and deadlocks. It further allows the compiler to perform numerous low-level optimizations, e.g., eliminating unnecessary reads from memory.

Figure 2 illustrates the concept of lifetimes. In Figure 2a, **a** owns the **String** while **b** borrows it. By Rule 1, it is essential that **a** outlives **b**, and this is satisfied. In contrast, in Figure 2b, **b**'s lifetime extends until line 4, but **a**'s lifetime extends only until line 3. So the Borrow Checker rejects this program. In Figure 2c the lifetime of **ref2** (Line 3), which borrows **a** mutably, is not disjoint from the lifetime of **ref1** (Line 2-4) which also borrows **a**. So the Borrow Checker will reject this program by Rule 2.

Lifetime Annotations on Functions. So far, we have discussed how the compiler infers lifetimes when a reference is assigned directly to an identifier, like `b = &a`. Now consider a function call where a parameter or return type is a reference. In the simple case of a function with one reference parameter and one returned reference, e.g., `fn foo(x: &String) -> &String`, the lifetimes of the argument and the returned reference are calculated as if the invocation of the function is just a use of the argument. So,

```
let b = String::from("Hello");
let a = foo(&b);
```

is equivalent to

```
let b = String::from("Hello");
let a = &b;
```

for the purpose of inferring lifetimes. In both cases, the lifetime of **a** is considered as the lifetime of the borrow, and **b** must outlive **a**. Consider, however, a function that takes more than one parameter.

```
fn foo(x: &String, y: &String) -> &String
```

The returned reference must not outlive the value that it's borrowing, by Rule 1. But it's not clear what that borrowed value is. It could be derived from any one of the two input arguments. In this situation, the compiler requires the developer to add LAs.

```
fn foo<'a, 'b>(x: &'a String, y: &'b String) -> &'b String { y }
```

Here, `'a` and `'b` are lifetime annotations (LAs) that represent the actual lifetimes of the two input borrows. In this example, the developer has chosen to declare that the returned reference derives from the second argument, by placing the lifetime parameter `'b` on the type of the second parameter and on the return type. The compiler will reject the function if the returned reference is not a reference to some part of `y`.

LAs are only a syntactic representation of a concrete lifetime, i.e., a region of code. However for conciseness, we shall sometimes use expressions like "the lifetime `'a`" to mean "the lifetime associated with the LA `'a`".

```

struct Foo<'a> {
  x: *const String,
  ..
}
fn bar<'a, 'b>(arg1: &'a String, arg2: &'b String)
  -> Foo<'a> {
  Foo{x: arg2 as *const String, ..}
}

```

(a) The function returns a pointer that derives from `arg2`, but the annotation indicates that it uses `arg1`.

```

1 let v1 = "Hello".to_string();
2 let v2 = "World".to_string();
3 let bar_obj = bar(&v1, &v2);
4 drop(v2);
5 // Code that uses bar_obj

```

bar_obj is used till here

v2 is borrowed only till here

Code compiles, but potential memory safety error!

(b) The string `v2` is dropped on Line 4, and `bar_obj` will contain a pointer to freed memory. This can cause a use-after-free error.

Figure 3: Incorrect lifetime annotations on functions can cause memory safety errors.

Lifetime Annotations on Structures. LAs can be used only in two specific contexts - the first is in function signatures, as shown above, and the second is in the declaration of algebraic data types like structures. If a structure contains a reference as one of its fields, then that reference *must* have an associated LA. Further, that same annotation *must* appear as part of the structure type. For example, `struct Foo<'a> { x: &'a i32 }` is a structure `Foo` containing a reference with LA `'a`, so it carries the annotation `<'a>` as part of its type. The significance of this annotation is that `'a` is the lifetime of the borrow, so the structure object must not outlive `'a`.

2.2 Unsafe Rust

The framework discussed above guarantees memory safety [4, 30]. However, these guarantees are inherently conservative and prevent access to many useful constructs often required for systems programming, like low-level memory manipulation, external function calls, etc. To support such functionalities, Rust has an extended language called unsafe Rust, which allows some additional features that bypass some of the safety guarantees of safe Rust. In this connection, we discuss the `unsafe` keyword, *raw pointers*, and *lifetime annotation*. Evans et al. [9] provide a more comprehensive discussion of unsafe Rust.

2.2.1 The `unsafe` Keyword. The `unsafe` keyword is used to mark off regions containing unsafe Rust from the rest of a program. If a function is marked unsafe then the body of the function may use unsafe Rust and a function caller must treat the function as unsafe. If a block within a function is marked unsafe, then it is the responsibility of the developer to ensure the the function provides the same guarantees of safe Rust when it is used. Just one function that violates this contract may introduce errors that break the memory safety guarantees of the entire program.

2.2.2 Raw Pointers. Raw pointers are similar to pointers in C - they obey none of the guarantees that references in Rust are expected to obey. For example, one can have mutable and immutable raw pointers to the same location. The memory location it points to need not live as long as a raw pointer itself, which means that a raw pointer is not guaranteed to point to valid memory. A raw pointer type does not allow LAs. Although *creating* and manipulating a raw pointer is permitted in safe Rust, any *dereference* of a raw pointer must be done in an `unsafe` block or function.

2.2.3 Unsafe Code and Lifetime Annotations. Although raw pointers themselves don't have LAs, they can be contained within *structure objects*, and these structure objects can have associated LAs. In Figure 3a, function `bar` returns a structure containing a raw pointer. In `bar`'s signature the placement of the LA `'a` in `x: &'a` and `Foo<'a>` informs the compiler that the structure object is tied to the lifetime of `x`.

Although the code in the example contains no `unsafe` regions, it still contains a bug which the compiler did not detect; the LA on the result type should be `b`, not `a`, because it is `y`, not `x`, which is assigned to the `inner` field of the returned structure. This can pose a problem as shown in Fig 3b. The borrow lifetime `'a` is tied to `bar_obj`, and extends till Line 5. But the borrow lifetime `'b` extends only till line 3, and so `v2` is no longer borrowed after line 3. It can be dropped on Line 4 without a compile error. Now the `inner` field of `bar_obj` points to freed memory, and will result in a use-after-free error if dereferenced in an `unsafe` block.

3 Methodology

This section is organized as follows. First we describe our process of classifying and characterizing LA bugs in Section 3.1. Then we use these patterns to develop YUGA, as described in Section 3.2.

3.1 Characterizing LA Bugs

In this subsection, we characterize the various types of bugs that arise from incorrect LAs.

Overview. Within a function, some values may be transferred between two arguments (**arg-arg**) or between an argument and returned value (**arg-return**). When the transfer of a value happens, the LAs on the *target* of the transfer should be consistent with the *source* of the transferred value. Otherwise, it leads to a LA bug.

Arguments and return types are the only places where LAs can occur in a function signature. Therefore, all LA bugs fall into one of two categories: (i) *mismatched arg-arg* or (ii) *mismatched arg-return*. This claim is validated by an initial study of LA bugs reported to the RustSec Security Advisory Database (see Section 5 for details). Such incorrect LAs may lead to memory safety bugs, like:

- (1) **Use-after-free:** Such bugs occur when we attempt to access memory that has been freed or de-allocated.
- (2) **Non-exclusive mutability:** Such bugs occur when two mutable borrows co-occur within the same lifetime.

We describe these bugs in the rest of the section in detail.

3.1.1 Use-after-free Bugs Let’s say a function takes a value that is associated with a borrow lifetime `'a` and assigns it to a location where it is associated with a borrow lifetime `'b`. If `'b` is longer than `'a`, a use-after-free error could occur (violation of Rule 1 in Section 2.1.3). This kind of error can be caused by arg-arg or arg-return assignment.

Arg-Return Assignment: Example 1 in Table 1 shows an example of a real-world use-after-free bug caused by arg-return assignment. On Line 12, the function `iter`, takes an argument `self`, and by following the fields of each structure, we see that `(*self.head).next` is a raw pointer to a value of type `LruEntry`, and it is associated with the LA `'_`. On Line 14, it is assigned to the `ptr` field of the returned `Iter` object, where it is associated with the LA `'a` on `Iter<'a, ...>`. The LAs do not correctly specify the relationship between the lifetimes of the two values, so the compiler will accept a program that uses the returned `Iter` object even after `(*self.head).next` has been freed, leading to a use-after-free.

Arg-Arg Assignment: There is a subtle difference in checking LAs for arg-arg assignments. In Example 2 in Table 1, for every call of the `update_hook` function, `hook` must live at least as long as `self`. However, the LAs do *not* enforce this requirement and could lead to a use-after-free. Both `hook` and `self` have the same LA `'c`, which means that they both live *at least* as long as `'c`. But this does not mean that `hook` lives as long as `self`.

3.1.2 Non-Exclusive Mutability Bugs Incorrect LAs can allow the lifetimes of multiple mutable borrows to overlap (i.e., violate Rule 2 in Section 2.1.3), leading to non-exclusive mutability. This kind of error can be caused by arg-return or arg-arg assignment. However, in our empirical analysis (as we shall describe in Section 4.2.3), we did not observe any non-exclusive mutability bugs caused by arg-arg assignment. We therefore exclude them from the scope of this paper, and leave it to future work.

Example 3 in Table 1 shows a real-world example of a non-exclusive mutability bug caused by arg-return assignment. On Line 9, `raw_slice_mut`, takes a mutable borrow to `self`. The mutable pointer `self.row.ptr` of type `*mut T` is re-borrowed for the lifetime `'_`. This same value is then returned through a borrow with lifetime `'a`. It is possible for `'a` to be longer than `'_`, so `raw_slice_mut` can be called multiple times to create multiple mutable borrows to the same `*(self.row.ptr)` value.

3.2 Algorithm Design

In this subsection, we present YUGA, a tool to automatically detect incorrect LAs on function signatures in Rust projects. An overview of the entire system is shown in Figure 5. The input to YUGA is the source code of a Rust project, and the output is a list of functions with potential LA errors. At a high level, YUGA works in four steps.

- Step-I. YUGA extracts lifetimes from each type of a function signature.
- Step-II. Next, YUGA uses these lifetimes to check for the LA bug patterns identified in Section 3.1 and marks potential buggy functions.
- Step-III. The potential buggy functions are then sent to an alias analyzer to check whether values are actually transferred between the locations with LAs.

Table 1: Lifetime Annotation Bugs of Different Types. The incompatible lifetime annotations are highlighted in red.

Example 1. RUSTSEC-2021-0130: A **use-after-free** bug in the `lru` crate caused by assigning a value from an argument to return (**arg-return**)

```
1 pub struct LruEntry<K, V> {
2     next: *mut LruEntry<K, V>, ..
3 }
4 pub struct LruCache<K, V> {
5     head: *mut LruEntry<K, V>, ..
6 }
7 pub struct Iter<'a, K: 'a, V: 'a> {
8     ptr: *const LruEntry<K, V>, ..
9 }
10 impl<K, V, S> LruCache<K, V, S> {
11     ...
12     pub fn iter<'a>(&'_ self) -> Iter<'a, K, V> {
13         Iter {
14             ptr: unsafe { (*self.head).next },
15             ..
16         }
17     }
18 }
```

Example 2. RUSTSEC-2021-0128: A **use-after-free** bug in the `rusqlite` crate caused by assigning a value from one argument to another argument (**arg-arg**).

```
1 pub struct InnerConnection {
2     db: *mut ffi::sqlite3,
3     ..
4 }
5 pub struct Connection {
6     db: RefCell<InnerConnection>
7 }
8 impl Connection {
9     ..
10     pub fn update_hook<'c, F>(&'c self, hook: Option<F>)
11     where
12         F: .. + 'c
13     {
14         self.db.borrow_mut().update_hook(hook);
15     }
16 }
```

Example 3. RUSTSEC-2020-0023: A **non-exclusive mutability** bug in the `rulinalg` crate caused by assigning a value from an argument to return (**arg-return**)

```
1 pub struct MatrixSliceMut<'a, T: 'a> {
2     ptr: *mut T, ..
3 }
4 pub struct RowMut<'a, T: 'a> {
5     row: MatrixSliceMut<'a, T>
6 }
7 impl<'a, T: 'a> RowMut<'a, T> {
8     /// Returns the row as a slice.
9     pub fn raw_slice_mut(&'_ mut self) -> &'a mut [T] {
10         unsafe { from_raw_parts_mut(self.row.ptr, ..) }
11     }
12 }
```

```

struct Foo<'a> { x: *mut String,
                w: &'a mut i32 }
struct Bar { y: String,
             z: *mut i32 }

fn bar<'a, 'b>(arg1: &'a mut i32,
              arg2: &'b mut Bar)
  -> Foo<'a> {
  let ret = Foo{ x: &mut (*arg2).y,
                 w: arg1 };
  ret
}

```

Value	Type	Borrowed For
arg1	&'a mut i32	None
*arg1	i32	'a
arg2	&'b Bar	None
*arg2	Bar	'b
(*arg2).y	String	'b
(*arg2).z	*mut i32	'b
*(*arg2).z	i32	'b
ret	Foo<'a>	None
ret.w	&'a mut i32	None
*(*ret.w)	i32	'a
ret.x	*mut String	None
*(*ret.x)	String	'a

Figure 4: Motivating example. We calculate borrow lifetimes for each value and look for lifetime bug patterns. The arrows \longleftrightarrow show pairs of values associated with potential violations, and the corresponding rows are shaded in gray. We then use Alias Analysis to filter these violations, leaving only the one shown with a red arrow \longleftrightarrow .

- Step-IV. Finally, YUGA filters out some common patterns of false positives that arise due to intra-procedural alias analysis.

We now discuss each step of our system in detail and refer Figure 4 as a motivating example to illustrate the steps. In Figure 4, the function signature is: `fn bar<'a, 'b>(arg1: &'a mut i32, arg2: &'b mut Bar) -> Foo<'a>`. This means that `bar` is a function name, and `'a, 'b` are LAs associated with the function `bar`. The function takes a parameter `arg1`, which is a mutable reference with borrow lifetime `a` to an `i32` value, and another parameter `arg2`, which is a mutable borrow with lifetime `b` to a structure of type `Bar`. The function's return type is `Foo<'a>`, which is a structure containing a reference with borrow lifetime `a`.

3.2.1 Step-I: Get Borrow Lifetimes Given a function argument or return type, we extract lifetimes for each nested value as follows:

- (1) If a value is borrowed with LA `'b`, then the value and all its fields must outlive `'b`, as per Rule1 in Section 2.1.3. For example, in Figure 4, `*arg2` is borrowed with lifetime `'b`, so `*arg2` and `(*arg2).y` must outlive `'b`.
- (2) If a value is pointed by a raw pointer and the raw pointer is contained inside a structure with LA `'a`, then the value must outlive `'a`. For example, in Figure 4, `ret.x` is a raw pointer inside a structure with LA `'a`, so `*(*ret.x)` must outlive `'a`.
- (3) If a value is pointed by a raw pointer and the raw pointer is contained inside a structure with no LA, then it is considered to be owned by the structure object. For example, in Figure 4, `(*arg2).z` is a raw pointer in a structure with no LA. So `*(*arg2).z` is considered to be owned by `*arg2` and must outlive `'b`.

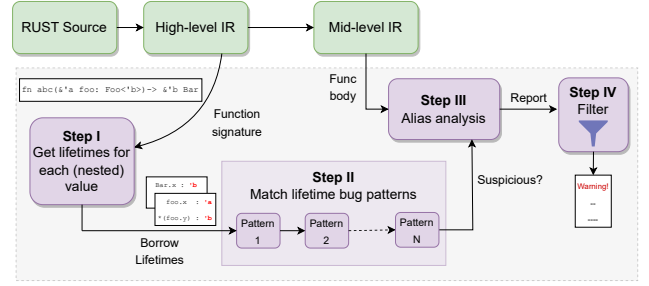


Figure 5: YUGA workflow.

The type system of Rust uses lifetimes to ensure memory safety when we are only dealing with references. We extend this system to raw pointers using the above rules by treating raw pointers as though they have borrow lifetimes too. For a formal definition of these rules, please refer to the supplementary material.

3.2.2 Step-II. Check for Lifetime Bug Patterns After we derive lifetimes for each value, we iterate through these lifetimes and look for potential violations. As we discussed in Section 3.1, there are two main causes of bugs - assignment from an argument to the returned value (**arg-return**), or from an argument to another argument (**arg-arg**).

Arg-Return: We iterate through all the values in the arguments, and pair them against all the returned values. We consider only the cases where at least one of the two values is held by a raw pointer, because Rust will automatically infer the lifetimes in all other cases. The patterns that we look out for are:

- (1) **Use-after-free:** If the types match, and the lifetime of the returned value can be longer than the lifetime of the value in the argument, then this is a potential violation (see Rule1 in Section 2.1.3). For example, in Figure 4, `(*arg2).y` and `*(*ret.x)` have the same type `String`, but different lifetimes `'b` and `'a`. This is a potential violation.
- (2) **Non-exclusive Mutability:** If one value is of type `*mut T` or `&mut T`, and the other value is of type `T` for some type `T`, then the lifetime of the latter cannot be longer than the lifetime of the former (see Rule2 in Section 2.1.3). For example, in Figure 4, `(*arg2).z` and `*(*ret.w)` have types `*mut i32`, and `i32`, but different lifetimes `'b` and `'a`. This is a potential violation.

Arg-Arg: We only focus on **use-after-free** bugs caused by assignments from argument to argument. We take the two arguments at a time, and iterate through all the pairs of values in these arguments. We ignore cases where both values are behind immutable references because an assignment can only be performed if one value is mutable. If the types of the two values match, then we report this as a bug. The actual borrow lifetimes do not matter, as we discussed in Section 3.1.1. For example, in Figure 4, `*arg1` and `*(*arg2).z` have the same type `i32`, and are mutable. So this is a potential violation.

3.2.3 Step-III. Perform Alias Analysis The previous steps give us a list of pairs of values such that it would be dangerous to perform an assignment between them. For instance, in Figure 4, if the value in `(*arg2).y` becomes the value in `*(*ret.x)`, then this could lead to a use-after-free.

This is the problem of alias analysis, or determining whether two pointers point to the same memory location[13]. Our algorithm works by computing a “points-to” set of values that each pointer may point to. It has the following properties:

- *Intra-procedural*: We perform our analysis on each function body individually, treating function calls as opaque.
- *Field-sensitive*: We treat each field of a structure separately.
- *Flow-sensitive*: We consider the program statements in order and compute points-to sets at each program point. This is usually infeasible for whole program analysis, but becomes feasible for intra-procedural analysis.

We follow a similar setup to Andersen’s analysis[2], where we update points-to sets in different ways depending on the type of assignment statement, for example, if we have `a = b` then we merge `b`’s points-to set into `a`’s. However, our algorithm is flow-sensitive because we process each statement just once in order, unlike Andersen’s analysis which is flow-insensitive and iterates over the statements till convergence. We provide pseudocode and more details about our algorithm in the supplementary material.

While implementing field sensitivity, we make a deliberate choice to ignore “unknown” fields in function calls. For example, if we have `foo(a, b)`, and `a` has a field `a.x`, then we don’t make a connection between `a.x` and `b` unless `a.x` is already “known” to our pointer analysis, *i.e.*, it has been used elsewhere. As we will show in Section 5.2, we empirically found that this eliminates false positives and increases precision.

3.2.4 Step-IV. Apply Shallow Filter Here we apply a shallow filter to eliminate false positives. Our intra-procedural pointer analysis is insufficiently granular to distinguish between accesses to different fields of the same object across function boundaries. We partially address this issue by identifying some common patterns across Rust projects where our analysis reports false positives because of insufficient granularity in its reasoning. For example, the functions `next` and `next_back` from the `IteratorMut` trait in the Rust standard library[29]. We exclude functions matching these patterns from our bug reports.

4 Experimental Setup

4.1 Implementation

When Rust code is compiled, it goes through several intermediate representations (IRs), two of which are the High-level IR (HIR) and the Mid-level IR (MIR). The HIR is a tree representation of the program that is similar to an Abstract Syntax Tree (AST). The MIR represents each function as a control-flow graph of basic blocks, with each basic block consisting of a number of statements. MIR boils the different kind of statements occurring in a program down to a core set of statement types like assignments, memory allocation, and memory de-allocation. We use a hybrid approach that combines information from the HIR and the MIR. We use the HIR to get struct definitions and function signatures, and use the MIR to perform alias analysis.

We implement our system YUGA in Rust as a fork of the Rudra [4] project. We use the `nightly-2022-11-18` version of `rustc` and `cargo`, and run our tool on Rust projects as a `cargo` subcommand.

4.2 Study Subject

We evaluate YUGA in three different settings: (i) 21 real-world vulnerable functions curated from 9 crate libraries, (ii) a synthetic vulnerability dataset, and (iii) running YUGA across 372 popular Rust crate libraries. This section describes each setting in detail.

4.2.1 Curating bugs from Vulnerability Reports. A library crate (or *crate* for short) in Rust is a project that provides functionality that can be used in other Rust projects. This is similar to a package or library in other programming languages. Rust hosts a community crate registry at `crates.io`, and any project can add a library crate from this registry as its dependency. Adding a crate as a project dependency allows one to use APIs from that crate in the project. The RustSec Security Vulnerability Database[25] is a collection of security vulnerability reports in Rust crates. We manually inspected each report in the RustSec database [25], looking for issues related to incorrect LA. We found 9 vulnerabilities that matched this pattern. These are shown in Table 2. Each of these corresponds to one crate containing one or more buggy functions. There are a total of 21 functions with bugs across the 9 vulnerabilities.

4.2.2 Creating a Synthetic Bug Dataset. In addition to evaluating YUGA on the bugs from vulnerability reports, we would like to check whether it can generalize to similar patterns of bugs. To do this, we prepared a synthetic bug dataset based on the above 9 vulnerability reports in three steps, as follows.

- *Program Slicing and Simplification.* Each of the 9 reports contains one or more functions with a LA bug. We selected one vulnerable function from each report, isolated the structures and functions responsible for the bug, and rewrote them in a minimal form. This gave us a list of 9 synthetic bugs.
- *Program Transformations.* For each of the 9 synthetic bugs from the previous step, we applied a variety of transformations to them that retain the semantics of the code but change the high level structure. For instance, we wrap borrows in structures or enums, change concrete types into generic types, change datatypes, add more dummy borrows with different lifetime annotations, etc. We transformed the 9 bugs in two different ways each by applying selected transformations, to get a total of 27 synthetic bugs.
- *Exploit Construction.* For each synthetic bug, we construct an “exploit” function that showcases the vulnerability present in it and triggers undefined behavior.

We make this dataset of 27 synthetic bugs publicly available (<https://github.com/vnrst/rust-lifetime-bugs>).

4.2.3 Scanning Crates from the Registry We also use our tool to scan crates from the `crates.io` registry. We pick the top 2000 most downloaded crates as of November 15th, 2022, and filter out those which do not use unsafe code or lifetime annotations. This leaves us with 372 crates. We download the original source for each of them using the `cargo-download` tool. Our tool is implemented as a `cargo` subcommand, and we run this subcommand on the downloaded source folders.

4.3 Evaluation and Metrics

For each scanned crate, YUGA gives a list of functions with possible memory safety bugs. To evaluate YUGA, we first define a “ground truth” memory safety violation. For the RustSec and Synthetic bug

Table 2: Running YUGA on Rustsec vulnerabilities due to LA bugs

	RustSec ID	Error Type	#Vulnerable Funs	#Detected	False Positives	False Negatives
1	2018-0020	Use-after-free	1	2	2	1
2	2020-0023	Mutability	2	2	0	0
3	2020-0060	Use-after-free	1	0	0	1
4	2021-0128	Use-after-free	7	7	2	2
5	2021-0130	Use-after-free	2 + 3*	5	0	0
6	2022-0028	Use-after-free	2	0	0	2
7	2022-0040	Use-after-free	1	0	0	1
8	2022-0070	Use-after-free	1	0	0	1
9	2022-0078	Use-after-free	1	0	0	1
	Total		21	16	4	9

The asterisk * denotes newly exposed bugs that weren't part of the initial report.

dataset, we know by construction that each of the functions reported in the security vulnerability are confirmed violations. For all *other* functions that our tool marks as potential bugs, we manually inspect each one. We classify a reported bug as genuine only if we are able to clearly exploit the vulnerability to cause undefined behavior. If we are uncertain or unable to cause undefined behavior, we classify this as a false positive.

We assess YUGA's ability to identify lifetime annotation bugs using precision and recall metrics. In a given dataset, if the bugs detected by YUGA are denoted by S_{YUGA} , and the ground truth bugs are denoted by S_{GT} , the precision and recall of YUGA can be defined as $\frac{|S_{GT} \cap S_{YUGA}|}{|S_{YUGA}|}$ and $\frac{|S_{GT} \cap S_{YUGA}|}{|S_{GT}|}$ respectively.

4.4 Baselines

We evaluate against the following baselines:

- **Rudra[4]:** Rudra is a static analysis based bug detector that detects certain kinds of errors in unsafe Rust.
- **MirChecker[14]:** MirChecker is a static analysis based analyzer that can detect certain categories of undefined behavior, like overflows and out-of-bounds accesses.
- **Miri[20]:** Miri is a dynamic analysis tool that interprets one MIR instruction at a time and detects memory errors.

5 Research Questions

We aim to answer the following research questions:

- **RQ1: Effectiveness of our tool.** We evaluate the effectiveness of YUGA in three settings: 1) Can YUGA detect reported Rust security vulnerabilities that result from incorrect LAs? 2) How does YUGA generalize to the synthetic bug dataset that we curated? 3) How does YUGA perform when we run it on a large set of real-world Rust crates?
- **RQ2: Impact of Design Choices.** How do the different model components of YUGA impact its performance on vulnerabilities and synthesized bugs?
- **RQ3: Existing tools.** Are there any existing tools that can detect incorrect lifetime annotations?

5.1 RQ1: Effectiveness of our Tool

This research question is structured as follows. First, we shall evaluate the performance of YUGA by running it on the 21 functions from 9 crates from RustSec vulnerabilities. Then, we will measure the ability of YUGA to generalize by running it on our synthetic bug dataset of 27 bugs. Finally, we run YUGA on a large set of real-world Rust crates.

5.1.1 Evaluation on RustSec Vulnerabilities We run YUGA on the 9 crates from RustSec vulnerabilities, containing 21 buggy functions. Its performance is summarized in Table 2. Overall, the precision is 75%, and the recall is 57.1%.

Detected bugs: YUGA detects 16 vulnerable functions from 3 crates. 2 of these vulnerabilities are aliased mutability bugs, and the other 14 are use-after-free. The 3 bugs in Table 1 are among the 12 vulnerable functions that YUGA is able to detect correctly.

Exposing new bugs: For the vulnerability [RUSTSEC-2021-0130](#) corresponding to the [lru-rs](#) crate, the report had only 2 functions listed as bugs. However, our tool detected 3 *additional* functions as potential bugs - [peek_lru](#), [get_or_insert](#), [get_or_insert_mut](#). When we looked at the commit history on GitHub[16], it turned out that these functions had been subsequently identified as bugs and fixed. Further, the commit messages indicated that these were memory safety bugs. The fact that YUGA was able to detect these bugs despite them not being explicitly labeled is a strong validation of our tool and approach.

```

1 pub struct MainloopInner<T> ... {
2   ...
3   api: *const MainloopApi
4 }
5 pub struct Mainloop {
6   /// The ref-counted inner data.
7   pub _inner: Rc<MainloopInner<MainloopInternal>>,
8 }
9 impl Mainloop {
10  pub fn get_api<'a>(&self) -> &'a MainloopApi {
11    let ptr = self._inner.get_api_ptr();
12    assert_eq!(false, ptr.is_null());
13    unsafe { &*ptr }
14  }
15  ...

```

Listing 1: A False Positive in the [pulsebinding](#) crate

False Positives: In the [pulse-binding](#) crate corresponding to the vulnerability [RUSTSEC-2018-0020](#), YUGA flags two additional functions as potential bugs. We have corresponded with the developer[33] regarding these functions, and have labeled this as a false positive because we are unable to exploit the bug to cause undefined behavior. Listing 1 shows one of these functions.

The lifetime of the returned [MainloopApi](#) borrow on line 16 is different from the lifetime of the borrow to [self.&self](#) has no explicit LA, and will be given an implicit *anonymous* lifetime which is different from *'a*. So the returned borrow will still be accessible after the [Mainloop](#) object is dropped. If the [MainloopApi](#) object is also deallocated when the [Mainloop](#) is dropped, this can lead to undefined behavior. However, the [MainloopApi](#) object is *not* dropped, and so dereferencing the returned borrow is safe. This example illustrates how the difference between a bug and a false positive can be very subtle. The Rust code here is a wrapper for a C API, and understanding the mechanism of allocation/deallocation of memory in this case would involve going into the C API which our tool doesn't have access to.

False Negatives: Our tool is unable to detect 9 of the 21 functions. Some of the reasons our tool fails on these examples are:

- (1) *"Hidden" Raw Pointers:* Our tool reports violations only in cases where there is a raw pointer involved. Sometimes, it is not easy to infer that a certain type contains a raw pointer. [pub fn waker<W>\(wake: Arc<W>\) -> Waker { ... }](#) is an example.

Here, `Waker` is a structure containing a raw pointer, but we don’t have access to the definition of this structure because it is an external dependency. So our tool ignores this. 4 out of the 9 false negatives are because of hidden raw pointers.

(2) *Type conversion*: To increase precision, YUGA only considers examples where the types of the source and target values match. But that can also be too restrictive, as Listing 2 shows:

```
1 pub struct InnerConnection {
2     pub db: *mut ffi::sqlite3, ...
3 }
4 pub struct Connection {
5     db: RefCell<InnerConnection>, ...
6 }
7 impl Connection {
8     pub fn create_aggregate_function<A, D, T>(
9         &self, ...,
10        aggr: D,
11    ) -> Result<>
12    where
13        A: RefUnwindSafe + UnwindSafe,
14        D: Aggregate<A, T>,
15        T: ToSql,
16    ...
```

Listing 2: False negative in the `rusqlite` crate corresponding to RUSTSEC-2021-0128

Here, the type of the raw `db` pointer on line 2 is `ffi::sqlite3`, and the type of `aggr` on line 13 is a generic type `D`. YUGA would filter this out because the types do not match, but in fact, `D` is converted to a `c_void` pointer which is then attached to the `db` using a C foreign function call (not shown in the snippet). This kind of type conversion is difficult to reason about. 2 of the 9 false negatives are due to type conversion.

5.1.2 Evaluating Generalizability using Synthetic Dataset. We run YUGA on the 27 synthetic bugs curated by us. Table 3 summarizes the result. For each of the 9 original RustSec vulnerability reports, we derive 3 synthetic bugs. The three synthetic bugs derived from the *n*-th RustSec report are denoted by `n.1`, `n.2` and `n.3`.

As shown in Table 3, YUGA is able to detect 16 out of 27 bugs, corresponding to a recall of 59.3%. There are some cases where YUGA is unable to detect the bug in the original RustSec report, but is able to detect one or more of the corresponding bugs in the synthetic dataset. A few of the reasons for this are as follows:

- *We re-implement some external dependencies.* For example, YUGA is unable to detect the bug in `pub fn waker<W>(wake: Arc<W>) -> Waker`, because it does not have access to the implementation of the `Waker` structure. But in our synthetic examples 3.1 and 3.2, we re-implement the `Waker` structure, and thus YUGA is able to see that there is a raw pointer inside.
- *Some types are simplified.* For example in the 6th RustSec report RUSTSEC-2022-0028, YUGA is unable to detect a raw pointer because it is “hidden” behind a chain of type re-definitions and imports. In our synthetic examples 6.1 and 6.2, the types are simplified and it is possible to detect the raw pointer.

Since we constructed this dataset ourselves, there aren’t many functions apart those containing bugs. So our tool does not report any false positives on this dataset.

5.1.3 Evaluation on Real World Rust Crates. We would like YUGA to be able to quickly scan and flag potential bugs in Rust crates, and

Table 3: Results of YUGA on synthetic bug dataset.

Bug	Detected	Bug	Detected	Bug	Detected
1.1	No	4.1	Yes	7.1	No
1.2	No	4.2	Yes	7.2	No
1.3	No	4.3	No	7.3	No
2.1	Yes	5.1	Yes	8.1	No
2.2	Yes	5.2	Yes	8.2	Yes
2.3	Yes	5.3	Yes	8.3	Yes
3.1	Yes	6.1	Yes	9.1	Yes
3.2	Yes	6.2	Yes	9.2	Yes
3.3	No	6.3	No	9.3	No

scale to the thousands of crates in the Rust crate ecosystem. We run YUGA on a filtered list of 372 Rust crates as described in Section 4.2.3. YUGA is able to scan these crates in just under 2 hours, and flags 312 potential bugs from 77 crates.

We are in the process of going through these reports, classifying them, and reporting them to developers. This is a time consuming process, since the difference between a bug and a false positive can be very subtle, as shown earlier. For the purposes of this paper, in Listing 3, we present one example of a genuine bug that we have identified while going through these reports.

```
1 #[derive(Clone, Copy)]
2 pub struct CMutSlice<'a, T> {
3     base: *mut T,
4     ...
5 }
6 pub fn as_mut_slice(&mut self) -> &'a mut [T]
7 { unsafe { slice::from_raw_parts_mut(self.base, self.len) } }
```

Listing 3: A genuine bug that YUGA found in the `cslice` crate

On line 7, the lifetime `'a` doesn’t match with the lifetime of the borrow `&self` which has an implicit anonymous lifetime. So this allows aliased mutable references.

Summary: We evaluate YUGA in different settings. On the RustSec vulnerabilities, it achieves a precision of 75% and a recall of 57.1%. On our synthetic dataset, it achieves a recall of 59.3%. Finally, we were able to use YUGA to scan 357 Rust crates “in the wild” in under 2 hours, and found 312 potential bugs.

5.2 RQ2: Impact of Design Choices

We investigate the effect of three design choices in YUGA - the Alias Analysis module, our handling of unknown fields in Alias Analysis, and the Shallow Filter.

5.2.1 Alias Analysis. We investigate the effect of the alias analysis module by removing it entirely and evaluating YUGA on the 21 functions from RustSec reports as well as our synthetic bug dataset. As shown in in Table 4, the recall increases, but the precision drops tremendously from 75% to 29.5%. This shows that simple pattern matching with types and lifetimes is not sufficient, and deeper pointer analysis is necessary.

5.2.2 Unknown Fields in Alias Analysis. In Section 3.2.3, we described how we made a choice to exclude “unknown” fields in function calls, while designing our Alias Analysis algorithm. Here we explore the impact of that choice. We run YUGA with and without considering unknown fields, on both the 21 functions from

RustSec reports, as well as our synthetic bug dataset. The results are shown in Table 4. We can see that considering unknown fields increases the recall slightly on both the RustSec and Synthetic bugs, but the precision on RustSec falls from 75% to 40.6%.

Table 4: Impacts of different design choices. The numbers that are different from the original are shown in bold.

	RustSec		Synthetic	
	Recall	Precision	Recall	Precision
Original (YUGA)	57.1%	75%	59.3%	—
w/o Shallow Filter	57.1%	54.5%	59.3%	—
w/ Unknown Fields	61.9%	40.6%	62.9%	—
w/o Alias Analysis	61.9%	29.5%	74.1%	—

5.2.3 Shallow Filter. Our shallow filter is used to filter out common patterns of false positives that result from trait implementations. We run YUGA on the 21 functions from RustSec reports. With the filter, there were 4 false positives; without the filter, that number increases to **10**. The precision drops from **75%** to **55%**.

Summary: All three of the design choices we investigate contribute significantly to the precision of YUGA.

5.3 RQ3: Existing tools

In this section, we aim to evaluate existing static analysis tools for detecting memory safety bugs in Rust, to see if they can detect bugs caused by incorrect LA.

5.3.1 Rudra[4]: We run Rudra on the 21 RustSec bugs and our synthetic bug dataset of 27 bugs. We found that Rudra was unable to detect *any* of these 48 bugs. This is because Rudra is designed only to detect certain specific types of memory safety and thread safety errors, and cannot reason about LA bugs.

5.3.2 MirChecker[14]: This project is old and not compatible with the toolchains used by most current Rust projects. Nevertheless, we were able to run it on our synthetic bug dataset. MirChecker was unable to detect *any* of the 27 bugs. This shows MirChecker will also not be able to detect other more complicated bugs.

5.3.3 Miri[20]: For each of the 27 synthetic bugs, we ran Miri directly with the exploit function (see Section 4.2.2) that exposes the vulnerability. Miri detected a memory safety error in all 27 of the cases, but without the exploit function, Miri cannot detect any one of them. This shows that given a large enough test suite, Miri might be able to find these bugs, but constructing that test suite is non-trivial. As such, Miri is orthogonal to our problem, because it detects *actual* bugs arising during execution, as opposed to *potential* bugs. We discuss more about dynamic tools in Section 7.

Summary: There are no existing static tools that are well-suited to this problem. The potential ones that we tried, namely Rudra and MirChecker, were **unable to detect any** of the lifetime annotation bugs. The dynamic tool Miri, in contrast, was able to detect the bugs, but they require manually crafted test cases, which is non-trivial in real project settings.

6 Threats to Validity

We acknowledge that our evaluation of YUGA is primarily based on only 21 vulnerable functions from 9 crates, which might limit the generalizability of the results. To address this concern, we generate 27 synthesized vulnerable functions by varying context, types, etc. Thus, we evaluate on a total of 48 vulnerable functions and on more than 300 real Rust libraries.

YUGA achieves a precision of 75% and a recall of ~60%. However, there is an inherent tradeoff between these two quantities, as shown in 5.2. Higher recall can be obtained at the cost of sacrificing some precision, if desired. We emphasize that this is inherently a hard problem, and there is **no** other tool that can handle such bugs.

7 Related Work

Despite the Rust language being relatively new, there has been a large body of work that aims to study its properties.

Dynamic testing of Rust code: Miri [20] is an interpreter to detect invalid memory accesses or memory leaks (see Section 5.3). Stacked Borrows[11] (incorporated into Miri) develops a “stack” model to reason about borrows *without* explicitly using lifetimes. Fuzzing with an address sanitizer is another way to detect potential errors, but existing Rust fuzzers are not well suited to our problem. `cargo-fuzz` [26] is a fuzzing tool for Rust that uses `libFuzzer` [27] as a backend. But it is limited to fuzzing functions that take input strings of a fixed format and type, and cannot handle functions with more complex inputs. Fuzzcheck [15] is another tool that is limited to functions that take a single reference argument.

Static analysis for detecting bugs in Rust: MirChecker [14] and SafeDrop [8] are static analyzers on the Rust MIR that detect certain memory safety errors. However, much like dynamic approaches, these approaches tend to have high false negatives. Rudra [4] identifies three categories of bugs arising from unsafe code, and scans the entire Rust crate ecosystem for these bug patterns. Rudra is the closest work to ours in the sense that it uses static analysis to identify potential memory safety violations. However, Rudra can handle only three specific kinds of errors, and cannot detect memory safety bugs caused by incorrect lifetime annotations.

Empirical analysis of unsafe Rust: Recent works [22, 9, 3, 35] characterize why and how developers use unsafe code in Rust, and build an empirical understanding of bugs arising from them.

Formal semantics of Rust: Patina [23] formalizes the type system of Rust. FR [21] is a lightweight formalism of Rust that captures type checking and borrow checking. Oxide [34] models Rust code with non-lexical lifetimes [17] and a syntax close to *safe* surface Rust. However, these methods do not model unsafe code.

There have also been attempts to model the semantics of unsafe Rust. RustBelt [12] develops a comprehensive formal semantics based on lifetimes for a realistic subset of Rust including unsafe code. However, this cannot scale to larger codebases and crates. Verifying the safety of a given library with RustBelt involves writing proofs with the Coq proof assistant [7], which requires considerable expertise and effort. In contrast, our approach aims to be a lightweight automatic error detector that can aid developers.

8 Conclusion

In this paper, we investigate memory safety bugs arising from incorrect lifetime annotations in the Rust language. We demonstrate

how such bugs can arise, and characterize bug patterns. Leveraging these patterns, we design YUGA to detect incorrect lifetime annotations in Rust. We show that YUGA is able to effectively detect bugs in real-world Rust projects, compared to existing approaches which are unable to detect *any* of these bugs. Future work could involve making the static analysis framework more precise, and expanding this framework to include other kinds of bugs in unsafe Rust.

References

- [1] Hussain MJ Almhori and David Evans. 2018. Fidelius charm: isolating unsafe rust code. In *Proceedings of the Eighth ACM Conference on Data and Application Security and Privacy*, 248–255.
- [2] Lars Ole Andersen. 1994. *Program analysis and specialization for the C programming language*. Ph.D. Dissertation. Citeseer.
- [3] Vytautas Astrauskas, Christoph Matheja, Federico Poli, Peter Müller, and Alexander J Summers. 2020. How do programmers use unsafe rust? *Proceedings of the ACM on Programming Languages*, 4, OOPSLA, 1–27.
- [4] Yechan Bae, Youngsuk Kim, Ammar Askar, Jungwon Lim, and Taesoo Kim. 2021. Rudra: finding memory safety bugs in rust at the ecosystem scale. In *Proceedings of the ACM SIGOPS 28th Symposium on Operating Systems Principles*, 84–99.
- [5] Marek Baranowski, Shaobo He, and Zvonimir Rakamarić. 2018. Verifying rust programs with smack. In *International Symposium on Automated Technology for Verification and Analysis*. Springer, 528–535.
- [6] Clippy Contributors. 2022. Rust-clippy. <https://github.com/rust-lang/rust-clippy>. (2022).
- [7] Coq team. 2022. The coq proof assistant. <https://coq.inria.fr>. (2022). Retrieved 21 September 2022 from.
- [8] Mohan Cui, Chengjun Chen, Hui Xu, and Yangfan Zhou. 2021. Safedrop: detecting memory deallocation bugs of rust programs via static data-flow analysis. *arXiv preprint arXiv:2103.15420*.
- [9] Ana Nora Evans, Bradford Campbell, and Mary Lou Soffa. 2020. Is rust used safely by software developers? In *2020 IEEE/ACM 42nd International Conference on Software Engineering (ICSE)*. IEEE, 246–257.
- [10] Google. 2021. Rust in the Android platform. (Apr. 2021). <https://security.googleblog.com/2021/04/rust-in-android-platform.html>.
- [11] Ralf Jung, Hoang-Hai Dang, Jeehoon Kang, and Derek Dreyer. 2019. Stacked borrows: an aliasing model for rust. *Proceedings of the ACM on Programming Languages*, 4, POPL, 1–32.
- [12] Ralf Jung, Jacques-Henri Jourdan, Robbert Krebbers, and Derek Dreyer. 2017. Rustbelt: securing the foundations of the rust programming language. *Proceedings of the ACM on Programming Languages*, 2, POPL, 1–34.
- [13] William Landi. 1992. Undecidability of static analysis. *ACM Letters on Programming Languages and Systems (LOPLAS)*, 1, 4, 323–337.
- [14] Zhuohua Li, Jincheng Wang, Mingshen Sun, and John CS Lui. 2021. Mirchecker: detecting bugs in rust programs via static analysis. In *Proceedings of the 2021 ACM SIGSAC Conference on Computer and Communications Security*, 2183–2196.
- [15] Loïc Lecrenier. 2022. Fuzzcheck. <https://github.com/loiclec/fuzzcheck-rs>. (2022).
- [16] Lru Cache contributors. 2023. Lru cache. <https://github.com/jeromefroelru-rs/>. (2023).
- [17] Nicholas D. Matsakis. 2016. Non-lexical lifetimes: introduction. <http://smallcultfollowing.com/babysteps/blog/2016/04/27/non-lexical-lifetimes-introduction/>. (2016). Retrieved 21 September 2022 from.
- [18] Yusuke Matsushita, Xavier Denis, Jacques-Henri Jourdan, and Derek Dreyer. 2022. Rusthornbelt: a semantic foundation for functional verification of rust programs with unsafe code. In *Proceedings of the 43rd ACM SIGPLAN International Conference on Programming Language Design and Implementation*, 841–856.
- [19] Yusuke Matsushita, Takeshi Tsukada, and Naoki Kobayashi. 2021. Rusthorn: chc-based verification for rust programs. *ACM Transactions on Programming Languages and Systems (TOPLAS)*, 43, 4, 1–54.
- [20] Miri contributors. 2022. Miri. <https://github.com/rust-lang/miri>. (2022).
- [21] David J Pearce. 2021. A lightweight formalism for reference lifetimes and borrowing in rust. *ACM Transactions on Programming Languages and Systems (TOPLAS)*, 43, 1, 1–73.
- [22] Boqin Qin, Yilun Chen, Zeming Yu, Linhai Song, and Yiyang Zhang. 2020. Understanding memory and thread safety practices and issues in real-world rust programs. In *Proceedings of the 41st ACM SIGPLAN Conference on Programming Language Design and Implementation*, 763–779.
- [23] Eric Reed. 2015. Patina: a formalization of the rust programming language. *University of Washington, Department of Computer Science and Engineering, Tech. Rep. UW-CSE-15-03-02*, 264.
- [24] Elijah Rivera, Samuel Mergendahl, Howard Shrobe, Hamed Okhravi, and Nathan Burrow. 2021. Keeping safe rust safe with galeed. In *Annual Computer Security Applications Conference*, 824–836.
- [25] Rust developers. 2022. Rust security advisory database. (2022). <https://rustsec.org/advisories/>.
- [26] Rust team. 2022. Cargo fuzz. <https://github.com/rust-fuzz/cargo-fuzz>. (2022).
- [27] LLVM Team. 2023. Libfuzzer – a library for coverage-guided fuzz testing. (2023). Retrieved 1 August 2023 from <https://llvm.org/docs/LibFuzzer.html>.
- [28] Rust Team. 2020. Fix ub due to missing 'static on task::waker. (2020). Retrieved 1 August 2023 from <https://github.com/rust-lang/futures-rs/pull/2206/files>.
- [29] Rust Team. 2023. Rustonomicon - splitting borrows. (2023). Retrieved 1 August 2023 from <https://doc.rust-lang.org/nomicon/borrow-splitting.html>.
- [30] Rust Team. 2018. The rustonomicon: the dark arts of unsafe rust. (2018). Retrieved 30 August 2018 from <https://doc.rust-lang.org/nomicon/>.
- [31] John Toman, Stuart Pernsteiner, and Emina Torlak. 2015. Crust: a bounded verifier for rust (n). In *2015 30th IEEE/ACM International Conference on Automated Software Engineering (ASE)*. IEEE, 75–80.
- [32] Steven Vaughan-Nichols. 2022. Linus Torvalds: Rust will go into Linux 6.1. (Sept. 2022). <https://www.zdnet.com/article/linux-torvalds-rust-will-go-into-linux-6-1/>.
- [33] vnrs. 2023. Possible ub in get_api function. (2023). Retrieved 1 August 2023 from <https://github.com/jnqnfe/pulse-binding-rust/issues/53>.
- [34] Aaron Weiss, Olek Gierczak, Daniel Patterson, and Amal Ahmed. 2019. Oxide: the essence of rust. *arXiv preprint arXiv:1903.00982*.
- [35] Hui Xu, Zhuangbin Chen, Mingshen Sun, and Yangfan Zhou. 2020. Memory-safety challenge considered solved? an empirical study with all rust cves. *arXiv preprint arXiv:2003.03296*.

A Extracting Lifetime Bounds

A.1 Notation

A.1.1 Grammar These are the types that we work with, and lifetime annotations.

$T :: \&L \text{ mut } T$	A mutable borrow to some type
$ \&L T$	An immutable borrow to some type
$ O$	A structure or a primitive type
$ *const *mut$	(Im)mutable raw pointer to some type
$O :: S$	A struct or prim type not containing borrows
$ S<L>$	A struct containing borrows
$L :: 'id 'static$	Lifetime names
$S :: id$	Identifier names

This surface syntax is almost identical to Rust. One important difference is that we assume that all borrow lifetimes are explicitly specified, whereas Rust allows some lifetimes to be inferred or *elided*. Further, we've deliberately considered only structures with one lifetime annotation for simplicity, whereas Rust can have multiple.

A.1.2 Judgements

$O\{T\}$	"O contains a value of type T as one of its fields"
$T \rightarrow T' : L$	"T contains another type T' that outlives lifetime L"
$T \rightarrow T' : \epsilon$	"T contains another <i>owned</i> type T'"
$T \rightarrow L_1 : L_2$	"From T, we can infer that L ₁ is longer than L ₂ "

A.2 Rules for Decomposing a Type

We want to take a type T and extract all of its contained types with their associated lifetimes. We will do this using the rules in Figure 6.

- The simplest case - any owned type contains itself and owns itself (**contains-self**).
- If there is a borrow to an owned type, then it has to live at least as long as the lifetime of that borrow (**borrow** and **mut-borrow**).
- If a structure has a field of type T , then anything that can be extracted from that T can also be extracted from the structure (**field** and **field-eps**).
- If an extracted type already has an associated lifetime, then any outer borrow lifetime does not attach to it (**inner-lifetime**).
- Any outer borrow lifetime must be shorter than an inner borrow lifetime (**B-inner-longer**).
- We can always conclude that a lifetime outlives itself (**B-reflexive**).
- The static lifetime¹ always outlives any other lifetime (**B-static**).
- Lifetime bounds can also be extracted from inner types (**B-extract-inner1** and **B-extract-inner2**).

A.3 In the Presence of Raw Pointers

In an ideal world, we want a structure's annotation to be representative of what it holds.

- If a structure is annotated with lifetime $\langle 'a \rangle$, then we would like everything accessible from the structure to outlive $'a$.

¹https://doc.rust-lang.org/rust-by-example/scope/lifetime/static_lifetime.html

$\frac{}{O \rightarrow O : \epsilon}$ contains-self	$\frac{T \rightarrow T_1 : \epsilon}{\< \rightarrow T_1 : L}$ borrow
$\frac{T \rightarrow T_1 : \epsilon}{\&L \text{ mut } T \rightarrow T_1 : L}$ mut-borrow	$\frac{O\{T\} \quad T \rightarrow T_1 : L}{O \rightarrow T_1 : L}$ field
$\frac{O\{T\} \quad T \rightarrow T_1 : \epsilon}{S \rightarrow T_1 : \epsilon}$ field-eps	
$\frac{T \rightarrow T_1 : L_1}{\< \rightarrow T_1 : L_1}$ inner-lifetime	
$\frac{S\{*const T\}}{S \rightarrow T : \epsilon}$ raw-owned	$\frac{S\{*mut T\}}{S \rightarrow T : \epsilon}$ raw-mut-owned
$\frac{S<L>\{*const T\}}{S<L> \rightarrow T : L}$ raw-lifetime	
$\frac{S<L>\{*mut T\}}{S<L> \rightarrow T : L}$ raw-mut-lifetime	
$\frac{T \rightarrow T_1 : L_1}{\< \rightarrow L_1 : L}$ B-inner-longer	$\frac{}{T \rightarrow L : L}$ B-reflexive
	$\frac{}{T \rightarrow 'static : L}$ B-static
$\frac{T \rightarrow T_1 : L \quad T_1 \rightarrow L_1 : L_2}{T \rightarrow L_1 : L_2}$ B-extract-inner1	
$\frac{T \rightarrow T_1 : \epsilon \quad T_1 \rightarrow L_1 : L_2}{T \rightarrow L_1 : L_2}$ B-extract-inner2	

Figure 6: Rules for Extracting Lifetime Bounds

- If a structure has no lifetime annotation, then we would like everything accessible from the structure to be owned by the structure object.

But raw pointers break that guarantee. A structure can have lifetime annotation $\langle 'a \rangle$, but the thing pointed to by the raw pointer can live shorter than that. We want to *enforce these guarantees*. We extend our rules as follows:

- If a structure with no lifetime annotations contains a raw pointer, then the pointed-at type acts as though it is owned by the structure object (**raw-lifetime** and **raw-mut-lifetime**).
- If a structure with a lifetime annotation $\langle 'a \rangle$ contains a raw pointer, then the data that it points to must outlive $'a$ (**raw-owned** and **raw-mut-owned**).

B Checking Violations

B.1 Arg-Return Use-after-free

Suppose an argument and return type are of types T_1 and T_2 respectively. Then for all L_1, L_2 such that $T_1 \rightarrow T' : L_1$ and $T_2 \rightarrow T' : L_2$, if $T_1 \rightarrow L_1 : L_2$ is not true, this is potentially Undefined Behavior (UB). In notation,

$$\frac{T_1 \rightarrow T' : L_1 \quad T_2 \rightarrow T' : L_2 \quad T_1 \rightarrow L_1 : L_2}{\text{UB}} \text{ use-after-free1}$$

$$\frac{T_1 \rightarrow T' : L_1 \quad T_2 \rightarrow T' : \epsilon}{\text{UB}} \text{ use-after-free2}$$

Here we abuse notation by using judgement $T_1 \rightarrow L_1 : L_2$ to mean that we cannot extract $L_1 : L_2$ from T_1 . We do *not* check if $T_2 \rightarrow L_1 : L_2$, because we can only *infer* constraints from the arguments we are given. We *impose* constraints on the return types.

We report violations to our alias analysis module that checks if there is *actually a transfer* of a value of type T' between T_1 and T_2 .

B.2 Arg-Arg Use-after-free

Suppose two arguments are of types T_1 and T_2 . Then, the rules for checking Arg-Arg Use-after-free violations are:

$$\frac{T_1 \rightarrow T' : L_1 \quad T_2 \rightarrow T' : L_2 \quad T_1 \rightarrow L_1 : \text{'static'}}{\text{UB}} \text{ use-after-free3}$$

Any non-static lifetime being assigned to another lifetime, between matching types, gets flagged as a violation, to be taken care of by the alias analyzer.

B.3 Arg-Return Non-Exclusive Mutability

Suppose an argument and return type are of types T_1 and T_2 respectively. Then, the rules for checking Non-Exclusive Mutability (NEM) violations are:

$$\frac{T_1 \rightarrow T' : L_1 \quad T_2 \rightarrow \&\text{mut } T' : L_2 \quad T_1 \rightarrow L_1 : L_2}{\text{UB}} \text{ nem1}$$

$$\frac{T_1 \rightarrow T' : L_1 \quad T_2 \rightarrow *\text{mut } T' : L_2 \quad T_1 \rightarrow L_1 : L_2}{\text{UB}} \text{ nem2}$$

$$\frac{T_1 \rightarrow *\text{mut } T' : L_1 \quad T_2 \rightarrow T' : L_2 \quad T_1 \rightarrow L_1 : L_2}{\text{UB}} \text{ nem3}$$

$$\frac{T_1 \rightarrow \&\text{mut } T' : L_1 \quad T_2 \rightarrow T' : L_2 \quad T_1 \rightarrow L_1 : L_2}{\text{UB}} \text{ nem4}$$

Again, we report violations to our alias analysis module that checks if there is *actually a transfer* of a value of type T' between T_1 and T_2 .

C Alias Analysis

This section describes our alias analysis in more detail. For a variable a , we denote its points-to set by S_a . For dereferencing, we define $*S_a = \bigcup_{x \in S_a} S_x$. We process each statement in order, and for each type of assignment statement, like $a = b$, $a = *b$, etc, we update the points-to sets accordingly. If there is a function call, then we consider all possible kinds of assignments and dereferences between the function arguments, like $\text{arg1} = *\text{arg2}$, $**\text{arg1} = \text{arg2}$, etc. The pseudocode is shown in Algorithm 1. Note that this is a simplified version that does not include field sensitivity. For the full algorithm, please refer to our code on GitHub.

Algorithm 1 Alias Analysis

```

1  input: body
2  input: source, target
3
4  source_val := alloc()
5  S_source := { source_val }
6
7  for basic_block in reverse_postorder(body):
8      for statement in basic_block.statements:
9          match statement
10             [a = b] =>
11                 S_a := S_a ∪ S_b
12
13             [*a = b] =>
14                 if S_a is empty:
15                     S_a := { alloc() }
16                 for x ∈ *S_a:
17                     S_x := S_x ∪ S_b
18
19             [a = *b] =>
20                 if S_b is empty:
21                     S_b := { alloc() }
22                 for x ∈ *S_b:
23                     S_a := S_a ∪ S_x
24
25             [a = &b] =>
26                 S_a := S_a ∪ { b }
27
28             [ret = f(args)] =>
29                 for a, b ∈ choose(args, 2):
30                     for x ∈ (S_a ∪ *S_a ∪ **S_a...):
31                         for y ∈ (S_b ∪ *S_b ∪ **S_b...):
32                             S_x := S_x ∪ S_y
33                             S_y := S_x ∪ S_y
34                 for a in args:
35                     S_ret := S_ret ∪ S_a ∪ *S_a ∪ **S_a...
36
37  if source_val ∈ S_target:
38      return True // May Alias
39  else:
40      return False // Not Aliased

```