

# Harnessing the Power of LLM to Support Binary Taint Analysis

PUZHUO LIU, Ant Group; Tsinghua University, China

CHENGNIAN SUN, University of Waterloo, Canada

YAOWEN ZHENG, Institute of Information Engineering, CAS, China

XUAN FENG, Independent Researcher, Canada

CHUAN QIN, Institute of Information Engineering, CAS; University of Chinese Academy of Sciences, China

YUNCHENG WANG, Institute of Information Engineering, CAS; University of Chinese Academy of Sciences, China

ZHENYANG XU, University of Waterloo, Canada

ZHI LI, Institute of Information Engineering, CAS; University of Chinese Academy of Sciences, China

PENG DI\*, Ant Group, China

YU JIANG, Tsinghua University, China

LIMIN SUN, Institute of Information Engineering, CAS; University of Chinese Academy of Sciences, China

This paper proposes LATTE, the first static binary taint analysis that is powered by a large language model (LLM). LATTE is superior to the state of the art (e.g., Emtaint, Arbiter, Karonte) in three aspects. First, LATTE is fully automated while prior static binary taint analyzers need rely on human expertise to manually customize taint propagation rules and vulnerability inspection rules. Second, LATTE is significantly effective in vulnerability detection, demonstrated by our comprehensive evaluations. For example, LATTE has found 37 new bugs in real-world firmware, which the baselines failed to find. Moreover, 10 of them have been assigned CVE numbers. Lastly, LATTE incurs remarkably low engineering cost, making it a cost-efficient and scalable solution for security researchers and practitioners. We strongly believe that LATTE opens up a new direction to harness the recent advance in LLMs to improve vulnerability analysis for binary programs.

CCS Concepts: • **Security and privacy** → **Software security engineering**; • **Software and its engineering** → *Software post-development issues*.

Additional Key Words and Phrases: binary, taint analysis, large language model, vulnerability

\*Corresponding Author

---

Authors' Contact Information: Puzhuo Liu, Ant Group; Tsinghua University, China, liupuzhuo.lpz@antgroup.com; Chengnian Sun, University of Waterloo, Waterloo, Ontario, Canada, cnsun@uwaterloo.ca; Yaowen Zheng, Institute of Information Engineering, CAS, Beijing, China, zhengyaowen@iie.ac.cn; Xuan Feng, Independent Researcher, Vancouver, British Columbia, Canada, xfeng9209@gmail.com; Chuan Qin, Institute of Information Engineering, CAS; University of Chinese Academy of Sciences, Beijing, China, qinchuan@iie.ac.cn; Yuncheng Wang, Institute of Information Engineering, CAS; University of Chinese Academy of Sciences, Beijing, China, wangyuncheng@iie.ac.cn; Zhenyang Xu, zhenyang.xu@uwaterloo.ca, University of Waterloo, Waterloo, ON, Canada; Zhi Li, Institute of Information Engineering, CAS; University of Chinese Academy of Sciences, Beijing, China, lizhi@iie.ac.cn; Peng Di, Ant Group, Zhejiang, China, dipeng.dp@antgroup.com; Yu Jiang, Tsinghua University, Beijing, China, jy1989@mail.tsinghua.edu.cn; Limin Sun, Institute of Information Engineering, CAS; University of Chinese Academy of Sciences, Beijing, China, sunlimin@iie.ac.cn.

---

Permission to make digital or hard copies of all or part of this work for personal or classroom use is granted without fee provided that copies are not made or distributed for profit or commercial advantage and that copies bear this notice and the full citation on the first page. Copyrights for components of this work owned by others than the author(s) must be honored. Abstracting with credit is permitted. To copy otherwise, or republish, to post on servers or to redistribute to lists, requires prior specific permission and/or a fee. Request permissions from [permissions@acm.org](mailto:permissions@acm.org).

© 2025 Copyright held by the owner/author(s). Publication rights licensed to ACM.

ACM 1557-7392/2025/1-ART1

<https://doi.org/10.1145/3711816>

**ACM Reference Format:**

Puzhuo Liu, Chengnian Sun, Yaowen Zheng, Xuan Feng, Chuan Qin, Yuncheng Wang, Zhenyang Xu, Zhi Li, Peng Di, Yu Jiang, and Limin Sun. 2025. Harnessing the Power of LLM to Support Binary Taint Analysis. *ACM Trans. Softw. Eng. Methodol.* 1, 1, Article 1 (January 2025), 36 pages. <https://doi.org/10.1145/3711816>

**1 INTRODUCTION**

For decades, software testing has remained the dominant method for software quality assurance, primarily due to its cost-effectiveness. However, as Edsger Dijkstra emphasized [18], software testing can only reveal the presence of bugs, not their absence. Consequently, it is not uncommon to encounter bugs in released binaries [76, 86]. Certain bugs can be particularly critical and may be exploited as vulnerabilities to initiate cyberattacks, e.g., unauthorized access to systems, stealing sensitive data, and disrupting normal system operations [4, 39].

To reduce the impact of vulnerabilities in released binaries such as firmware of embedded devices [11, 12, 72, 99] and commercial software applications [6, 31, 65, 86], third-party security audits emerged as an indispensable force. These audits, conducted by entities without access to the source code, apply various post-development analysis [12, 50, 69, 98] and testing techniques [11, 72, 86, 99] on the binaries. *Thus, though analysis and testing are usually applied on source code, analyzing and testing binaries is also an indispensable, complementary technique to ensure software reliability and security.*

**Static Binary Taint Analysis.** Among these analysis and testing techniques [11, 12, 99], static binary taint analysis (referred to as *taint analysis* for brevity in this paper) stands out as an effective approach for vulnerability inspection. It can directly analyze binaries with several advantages, including high test code coverage, independence from the concrete execution environment, and the ability to discover previously unknown exploitable vulnerabilities [11, 72, 86].

The standard taint analysis workflow comprises three steps. ① *Identifying Taint Sources*: Taint sources are typically functions that receive external data. This external data can be manipulated by attackers. For example, the function `recv` reads data through a socket, `getenv` retrieves information from an environment variable, and `fgets` loads data from a file. ② *Propagating Taint Labels*: Initially, the external data received through taint sources are labeled tainted. Then the analysis traces the flow of the tainted data through the program; it propagates the taint labels along data dependencies, such as assignments, computations, and function calls, to discover how the tainted data spreads throughout the program. Meanwhile, if a memory region with a taint label is overwritten with untainted data or the region is sanitized with certain checks, then the taint label is removed from that memory region. ③ *Identifying and Inspecting Sinks*: Sinks are potential points in the program where tainted data might be misused or lead to security vulnerabilities. They are usually sensitive operations including manipulating strings (e.g., `strcpy`, `strcat`), executing commands (e.g., `system`, `execl`), and formatted outputting (e.g., `printf`, `fprintf`).

**Limitations of Taint Analysis.** Taint analysis remains a partially automated process, demanding considerable human effort for its execution. The effectiveness of this analysis heavily relies on the accuracy and quality of rules governing taint source, taint label propagation and sink inspection. In particular, using taint analysis for vulnerability detection not only involves the effective propagation of taints, but also requires setting up as complete taint checking rules as possible to reduce false positives and false negatives. Regrettably, designing these rules necessitates meticulous manual crafting, resulting in a non-trivial and error-prone task. Previous techniques [10, 11, 29, 43, 72, 86] have relied on human expertise to manually define these rules, thereby introducing the risk of false positives or false negatives in the analysis results due to potential rule errors and absences [9, 43]. For instance, determining taint sources involves identifying functions that receive external data, and establishing the initial taint labels requires the specification of these functions. Additionally,

the sanitization checks that transform tainted data into safe data in propagation rules are diverse and specific to function semantics. Furthermore, the inspection rules also vary based on the types of vulnerabilities and sinks involved (further details in § 3).

**Insights.** The limitation of taint analysis primarily arises from the requirement of an in-depth understanding of the semantics of the code and the vulnerability pattern. Extension of rules has historically imposed a significant burden on humans when applying taint analysis to different binaries or vulnerabilities [10, 50, 86]. To overcome this limitation, we firmly believe that large language models (LLMs) can provide valuable assistance, benefiting from their recent advances in code understanding, including code generation [64, 92, 95] and code summarization [3, 80]. LLMs have advantages in code-related tasks by providing context awareness, semantic understanding, and natural language interaction. While LLMs have their advantages, it is essential to note that they are not a silver bullet. Therefore, in this paper, we embark on the first study for vulnerability discovery that explores the synergistic combination of the ability of LLM in code understanding and the concept of taint analysis. This will improve the automation and accuracy of taint-style vulnerability inspections.

**Challenge of Using LLMs.** There are unexplored challenges in applying LLMs for vulnerability inspection in binaries. ① Prompt engineering: Prompts play a crucial role in instructing LLMs to generate responses, and their design significantly influences the performance of LLMs. In the context of vulnerability analysis, well-constructed prompts must include the code snippets to be analyzed and a clear description of the analysis tasks. However, current LLMs have their limitations: providing all the code snippets related to potential vulnerabilities at once or directly instructing vulnerability analysis often leads to unsatisfactory results. Therefore, it is preferable to break down the relevant code snippets and vulnerability analysis tasks, and prompt LLMs to perform step-by-step analysis. Furthermore, the prompt engineering process should be designed to be general, without requiring human intervention whenever the program or vulnerability analysis task changes. ② Encoding of code context: To conduct accurate vulnerability analysis, having adequate code context, including function call stacks, data dependencies, and control flow, is crucial to determine whether a piece of code is vulnerable. However, most LLMs currently accept only a limited amount of context, striking a balance between computational costs and response quality. For example, the state-of-the-art LLM GPT-4.0 supports contexts consisting of just 32,000 tokens (approximately 24,000 words) for both prompts and responses [62]. Consequently, when dealing with real binaries, encoding the code context to meet this size constraint of LLMs becomes necessary. Analyzing the entire binary directly is often impractical, as the decompiled code itself usually surpasses this size limitation.

**LATTE.** We propose LATTE (LLM-Powered Binary Taint Analyzer), the first technique to inspect vulnerabilities in released binaries by combining the power of LLMs and the concept of taint analysis. It conquers the practical limitations of taint analysis by harnessing the ability of LLMs in code understanding to automate and streamline the manual components of taint analysis, and addresses the challenges of using LLMs with dedicated static analysis and prompt engineering. The key idea of LATTE is to construct prompt sequences driven by code slicing. Concretely,

- (1) Initially, we preprocess the binary to recover the code structure, by performing analysis such as disassembly and decompilation.
- (2) Based on the preprocessing results, we use LLMs to identify sinks and then determine potentially vulnerable destinations, *i.e.*, call sites of security sensitive functions (sinks). These vulnerable destinations will need to be inspected.

- (3) With the identified vulnerable destinations, we perform *backward* intraprocedural and interprocedural data dependency slicing to establish function call chains starting from the vulnerable destinations.
- (4) We consider function call chains involving external input data as *dangerous flows*. To this end, we first use LLMs to identify sources that pass externally controllable data into the program and then identify such call chains that include sources.
- (5) Based on the dangerous flows, we use functions as units and combine them with program analysis tasks, such as flow analysis, alias analysis and taint analysis, to form prompt sequences. These prompt sequences are generated to converse with LLMs, completing the vulnerability inspection.

**Evaluations.** Our comprehensive evaluations demonstrate that LATTE significantly outperforms the state-of-the-art binary taint analyzers. Specifically, We first evaluated LATTE based on the taint-style vulnerability test subjects (compiled and stripped) in the standard dataset Juliet Test Suite [21]. The accuracy and F1 of LATTE vulnerability checking exceeds Emtaint [11] and Arbiter [86] on every vulnerability type. Moreover, LATTE achieved 100% correct coverage for identifying sinks and sources in the test subject target scenario. For test subjects labeled with containing vulnerabilities, LATTE successfully extracted more than 95% of the correct dangerous flows that covered the paths triggering potential vulnerabilities. Furthermore, we assessed the effectiveness of LATTE in real-world binaries using the embedded device firmware dataset provided by Karonte [72]. LATTE detected a total of 119 unique bugs, including 37 previously unknown bugs (10 CVE numbers have been given due to high threat), which outperforms the state of the art [11, 72, 86].

**Contributions.** We make the following major contributions.

- We propose LATTE, the first technique to leverage LLMs to power static binary taint analysis. LATTE addresses the limitations of prior taint analysis. Prior taint analyzers heavily rely on human expertise to define rules for propagating taint labels and inspecting sinks and customize rules for different binaries and vulnerability types, whereas LATTE harnesses the ability of LLMs in code understanding to fully automate taint analysis.
- LATTE presents a novel solution to address the practical challenges of using LLMs, with dedicated multiple-step static analyses and automated prompt engineering to effectively elicit LLMs to generate accurate analysis responses.
- Comprehensive evaluations demonstrate the effectiveness of LATTE. Compared to the state of the art, LATTE achieved higher accuracy and F1 score on the standard dataset, and on the firmware dataset, LATTE found 117 unique bugs (including 37 previously unknown bugs with 10 awarded CVE numbers), at least 21 more than the baselines.

## 2 BACKGROUND

### 2.1 Taint-Style Vulnerability

As an effective software testing technique, taint analysis is often used for binary vulnerability detection [9–11, 29, 43, 71, 72]. Taint analysis can effectively find vulnerabilities caused by external inputs, commonly referred to as taint-style vulnerabilities [94]. Nevertheless, previous binary taint techniques [9–11, 29, 43, 71, 72] use different names to denote types of vulnerabilities they support. To facilitate comparison of different techniques in a unified, standard way, we categorize the vulnerability types supported by previous binary taint analyzers according to the Common Weakness Enumeration (CWE) [53].

CWE is a community-developed list of software weakness types used to classify security vulnerabilities [52]. CWE is a tree-like relationship between weaknesses at different levels of abstraction, which can be divided into *pillars*, *classes*, *bases*, and *variants*. As shown in Fig. 1, the *pillar* (P)

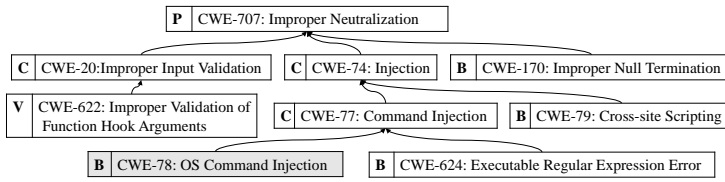


Fig. 1. Example of the class CWE-78.

is the weaknesses described in the most abstract way. The *class* (C) is still abstract and usually independent of any particular language or technology. The *basic* (B) is used to present more specific types of weaknesses. The *variant* (V) is described at a low level of details, usually restricted to a specific language or technology.

To ensure that vulnerability types do not overlap, we classify taint-style vulnerability types according to the following principles. ① Vulnerability types are mapped to the CWE’s basic level, which is used to present specific types of weaknesses. If basic level does not exist, then the variant level is used. ② Classification is based on the cause the vulnerability is triggered, regardless of the reason for the introduction of tainted data. Otherwise a vulnerability would have multiple labels. For example, if a command injection vulnerability (CWE-78) is caused by unchecked input data, it will be classified as CWE-78, not CWE-76 (Improper Neutralization of Equivalent Special Elements). ③ Classification is based on the first reason the vulnerability is triggered. For instance, if there is an integer overflow vulnerability (CWE-190) in the operation of input data, and the subsequent use of the operation result leads to a buffer overflow (CWE-680: Integer Overflow to Buffer Overflow), we still classify it as CWE-190.

Table 1. Mapping between taint-style vulnerability types and CWE, comparison of binary taint analyzer capabilities. “✓” means that the corresponding taint analyzer supports the corresponding vulnerability type. “\*” indicates that the taint analyzer Arbiter does not provide the corresponding inspection rules and additional engineering effort is required.

| Vulnerability Type                     | Binary Taint Analyzer |             |              |          |          |              |              |       |
|--|-----------------------|-------------|--------------|----------|----------|--------------|--------------|-------|
|  | Saluki [29]           | Dtaint [10] | Karonte [72] | SATC [9] | FBI [43] | Arbiter [86] | Emtaint [11] | LATTE |
| CWE-78 OS Command Injection            | ✓                     | ✓           |              | ✓        | ✓        | ✓*           | ✓            | ✓     |
| CWE-120 Classic Buffer Overflow        |                       | ✓           | ✓            | ✓        | ✓        | ✓*           | ✓            | ✓     |
| CWE-134 Controlled Format String       |                       |             |              |          | ✓        | ✓            | ✓            | ✓     |
| CWE-190 Integer Overflow or Wraparound |                       |             |              |          |          | ✓            |              | ✓     |
| CWE-606 Unchecked Loop Condition       |                       |             | ✓            |          |          |              |              | ✓     |

Table 1 lists five CWE vulnerability types, which cover the vulnerability types supported by the previous binary taint analyzer. Previous techniques rely on human expertise or heuristics to define taint analysis rules including taint sources, sanitizers, and sinks, to propagate and inspect tainted data to discover taint-style vulnerabilities in binaries. While theoretically it is possible to apply a well-implemented taint engine and sound rules to inspect all types of vulnerabilities in any binary, this is not realistic.<sup>1</sup>

First, implementing a taint engine demands substantial engineering effort, particularly for analyzing binary code. Binaries often lack information on symbols and data types, and can vary significantly due to differences in architecture, compilers, and optimization options. Even in decompiled code, much semantic and structural information is lost or ambiguous. Consequently,

<sup>1</sup>A taint engine is orthogonal to taint rules. A taint engine is the tool that actually performs taint analysis, detecting potential security vulnerabilities by tracking data flows. Taint rules are a set of principles and logic that guide the work of the taint engine, defining which data is tainted and how to track and process this data.

these previous techniques typically have to make certain assumptions to develop new taint engines [10, 11, 29, 72, 86].

Second, defining sound taint source, sanitization, and sink rules for existing taint engines is also a complex engineering task. Methods such as function abstraction and machine learning can assist in setting relevant rules for new vulnerability types and libraries [9, 43, 44]. However, to improve the accuracy of vulnerability analysis and reduce the workload of post-analysis, the complexity of the rules and the demand for automatically verifying vulnerabilities inevitably increase. For example, to reduce false positives, certain taint engines [11, 72] perform vulnerability inspections at the sinks of `strcpy`, `strncpy`, and `memcpy` by comparing the length of the taint source and the size of the destination buffer; these rules increase the analysis complexity and workload, and demand more insights from expert experience.

## 2.2 Large Language Model

An LLM consists of billions of parameters and is trained on billions of samples to be highly general. Downstream tasks can be accomplished using LLMs through either prompt engineering [16, 36, 40, 93] or fine-tuning [17]. In the context of prompt engineering, the downstream task is directly provided as a natural-language description to the LLM, prompting the LLM to generate a response to complete the task. Unlike fine-tuning, which involves retraining the LLM with additional data, prompt engineering does not necessitate extra training data and avoids the high computational resource costs. Moreover, the LLM has been trained on extensive corpora and possess the ability to execute specific tasks with prompt engineering [5, 30, 41, 49, 93]. Therefore, we chose the prompt engineering method to conduct our research.

Prompt engineering is a critical process that involves constructing prompts to elicit desired responses from LLMs. It plays a direct role in influencing the performance of LLMs across various tasks. With deliberated prompt engineering, LLMs have demonstrated excellent code understanding capabilities on many code-related tasks, such as code generation [64, 92, 95] and code summarization [3, 80]. These successes inspired us to explore extending the power of LLMs into the field of vulnerability analysis.

## 3 MOTIVATION

Benefiting from the rich code information and community resources, the development of source code vulnerability static analysis tools has far surpassed that of binary static analysis tools [25? ?]. Compared with source code, in binary, even decompiled pseudo code, there is still a lack of clear functions, classes, variable names and comments, which makes it difficult to understand specific functions. Table 1 demonstrates that each prior binary taint technique only supports a limited set of taint-style vulnerability types. This limitation arises from the difficulty in manually defining comprehensive propagation and inspection rules for taint analysis. Efforts such as SATC [9] and FBI [43] have attempted to optimize Karonte's [72] rules using human expertise and heuristics, resulting in reduced false negatives and false positives. However, due to the complexity and variety of taint analysis, the manual-dependent nature still hinders the overall performance of these binary taint analyzers. As shown in Fig. 2, we take the integer overflow vulnerability in a decompiled binary program as an example, to intuitively illustrate the following concrete problems of designing and implementing effective binary taint analyzer.

### 3.1 Problem 1. Determining Taint Sources and Initial Taint Labels

Manually identifying taint sources, which receive external input in a binary, is a laborious process, because not only standard C/C++ functions (such as `recv`, `fscanf`, `fgets`) but also third-party functions (e.g., `SSL_read` and `BIO_read` in OpenSSL) can receive external data. More importantly,



```

1 | void foo(void) {
2 |     signed char a, b, c, d;
3 |     int e;
4 |     fscanf(stdin, "%d", &a);
5 |     b = a;
6 |     c = 0;
7 |     a = 1;
8 |     e = b + 1; //No integer overflow occurs after type conversion
9 |     printf("%d", (ulong)e);
10 |    if (b == 127){
11 |        printLine("Data value is too large");
12 |    }
13 |    else{
14 |        c = b + 1; //No integer overflow occurs after sanitization
15 |        printf("Result is %d\n", c);
16 |    }
17 |    d = c + 1; //The input is 126 causing an integer overflow
18 |    printf("Result is %d\n", d);
19 |    return;
20 | }

```

Fig. 2. Example of vulnerabilities in decompiled code (comments are added to aid understanding). When the user input from stdin is 126, the expected result on line 17 is 128 (the actual result is -128). Because the char type is signed, its range is [-128, 127]. When the result exceeds this range, an integer overflow occurs.

determining the initial taint labels for the return values and parameters of the taint sources requires deep understanding of the semantics of the taint sources. For example, only with the semantics of `fscanf` can we determine the third parameter `&a` of `fscanf` (line 4) to be tainted, as `&a` stores the external input retrieved by `fscanf`; the first and second parameters should not be labeled as tainted. Note that it is even more challenging to determine initial taint labels for third-party functions than standard C/C++ functions because the former usually do not have documentation whereas the latter are at least documented in the C/C++ language standard. Mislabeling often leads to the incorrect propagation of taint information throughout the program under analysis.

### 3.2 Problem 2: Defining Rules to Propagate Taint Labels

Initial taint labels are propagated throughout the program with assignments (e.g., `b=a` on line 5), calculations (e.g., `e=b+1` on line 8) and other language constructs, which can be automatically identified through data dependency analysis. The process of propagating taint labels involves not only propagation but also sanitization. In addition to the sanitization performed by directly assigning or copying safe (i.e., untainted) data to tainted memory region (e.g., `a=1` on line 7), there are also sanitization situations related to semantics. For example, checking the content of `b` on line 10 excludes the possibility of overflow of `c=b+1` on line 14. Due to the considerable engineering effort caused by the diversity of sanitization situations and the correlation of code semantics, previous work [11, 43, 72] ignores the setting of complex sanitization, which leads to considerable false positives, as discussed in [11, 47, 85].

### 3.3 Problem 3: Formulating Inspection Rules for Various Sinks and Vulnerabilities

Taint analysis can discover data flow sensitive vulnerabilities caused by external inputs, including various types of vulnerabilities listed in Table 1. These vulnerabilities can be triggered by different

sinks in various ways, leading to a complex many-to-many relationship between vulnerability types and sinks. For each pair of a vulnerability type and a sink, it is often necessary to manually formulate a customized inspection rule. The process starts with identifying sinks, which can include not only standard C/C++ functions like `printf` and `system` but also third-party functions from various libraries like `BIO_printf` in OpenSSL [26]. When taint analysis is applied to a new binary that is linked with different libraries, human effort is indispensable to identify the sinks, because sink identification involves comprehending the behavior of functions in the binary. After determining sinks, inspection rules need to be formulated according to the potential vulnerability types.

For example, to inspect whether the `printf` call on line 9 in Fig. 2 can trigger a CWE-134 vulnerability, we need to check whether the first argument (*i.e.*, "%d") of `printf` is tainted; to inspect whether the call can trigger a CWE-190 vulnerability based on the first argument %d, we first need to check whether the second argument (*i.e.*, (ulong)e) of `printf` is tainted; if yes, we need to further check whether the calculation process of this argument overflows. It is not scalable or practical to depend solely on human expertise and efforts to understand sink functions and vulnerability types, and manually formulate accurate and comprehensive inspection rules [11, 72, 86].

### 3.4 Advantages of LLMs in Vulnerability Inspection

The aforementioned specific implementation of the taint analysis often requires manual efforts combined together with human expertise of vulnerability analysis to establish taint rules. Comprehensive taint rules can reduce the workload of post-processing analysis results, but also increase the complexity of the rules and the cost of analysis. For example, if the length of the tainted string with the null-terminator meets the requirements of the destination buffer of `strcpy`, the tainted string will not cause a buffer overflow vulnerability. Traditional taint analysis tracks the flow of taint labels from sources to sinks, so post-processing to verify alerts is critical, such as bounds checking and value analysis.

Fortunately, LLMs inherently have the ability of human-like semantic understanding of code, unlike static or automated tools that rely on predefined patterns and rules. Certain software engineering tasks, such as code generation based on natural language descriptions [64, 92, 95] and code summarization [3, 80], have demonstrated the superb ability of LLMs to understand code.

To intuitively illustrate the benefits of LLM-assisted vulnerability inspection, we show the vulnerability analysis results produced by GPT-4.0 for the following three code snippets with this prompt template:

*Use <function> as the taint source and mark the <parameter> parameter with the taint label for taint propagation. Determine whether the program has vulnerabilities. Pay attention to the buffer size and library function definition. If there is a vulnerability, please explain it according to the CWE type.*

where the pair (<function>, <parameter>) is replaced with (`fgets`, `first`) or (`recv`, `second`) accordingly.

**Code Snippet without Vulnerabilities.** The program in Fig. 3 does not have any vulnerability and GPT 4 correctly produces the following analysis result.

*In the provided code snippet, using `fgets` as the taint source and marking the first parameter with the taint label for taint propagation, the primary concern revolves around how data is handled and copied between buffers. However, the specific use of `fgets` and `strcpy` in this context does not inherently introduce a classic buffer overflow vulnerability as might be seen with other functions like `gets` or unchecked uses of `strcpy`.*



```

1 | int main() {
2 |     char a[50];
3 |     char b[50];
4 |     printf("Enter a string: ");
5 |     fgets(a, sizeof(a), stdin);
6 |     strcpy(b, a);
7 |     return 0;
8 | }
    
```

Fig. 3. A decompiled binary program that has no vulnerability.

**Vulnerable Code Snippet with fgets.** The program in Fig. 4 is similar to Fig. 3, but has a buffer overflow vulnerability. The following shows the correct analysis result by GPT 4.

*In this updated code snippet, there is a clear vulnerability due to the use of strcpy to copy data from a larger buffer a (60 bytes) to a smaller buffer b (50 bytes) without checking the size of the input. This scenario introduces a classic buffer overflow vulnerability, which can be classified under CWE-120: Buffer Copy without Checking Size of Input (Classic Buffer Overflow).*

```

1 | int main() {
2 |     char a[60]; // The size of the buffer changes
3 |     char b[50];
4 |     printf("Enter a string: ");
5 |     fgets(a, sizeof(a), stdin);
6 |     strcpy(b, a); // A buffer overflow vulnerability here.
7 |     return 0;
8 | }
    
```

Fig. 4. A decompiled binary program, similar to Fig. 3, uses fgets to receive user input (comments are added to aid understanding). It has a buffer overflow vulnerability. The reason for this program to have a buffer overflow vulnerability is that the buffer that fgets receives input is 60 bytes long, and strcpy may exceed the buffer b of the destination when copying.

**Vulnerable Code Snippet with recv.** The program in Fig. 5 is similar to Fig. 3, but uses recv to receive user input. The following shows the correct analysis result by GPT 4.

*In the provided code snippet, the recv function is used as the taint source, and the second parameter (a) is marked with the taint label for taint propagation. This setup introduces a potential vulnerability when the data received is copied from buffer a to buffer b using strcpy, without checking the size of the data being copied. This scenario can lead to a buffer overflow vulnerability, specifically classified under CWE-120: Buffer Copy without Checking Size of Input (Classic Buffer Overflow).*

Based on the three analysis results provided by GPT-4, it is evident that LLMs can understand and leverage deep semantic information about the code and the functions the code calls, to perform vulnerability checks. Therefore, LLMs have significant potential to automate certain aspects of taint analysis, a topic that will be further elaborated in the remainder of this paper.

## 4 OVERVIEW OF LATTE

We propose LATTE, a novel approach that leverages the code understanding capabilities of LLMs to assist in taint analysis for identifying potential vulnerabilities in binaries. This approach raises

```

1 | int main() {
2 |     char a[50];
3 |     char b[50];
4 |     printf("Enter a string: ");
5 |     recv(SOCKET, a, sizeof(a), 0); // The taint source changes
6 |     strcpy(b, a); // A buffer overflow vulnerability here.
7 |     return 0;
8 | }

```

Fig. 5. A decompiled, vulnerable binary program that is the same as Fig. 3 except using `recv` to receive user input instead of `fgets` (comments are added to aid understanding). The reason for this program to have a buffer overflow vulnerability is that `recv` does not guarantee a null-terminator, a subtle behavioral difference from `fgets`.

the key research question: *How can we practically and effectively prepare prompts to guide LLMs in performing vulnerability inspection?* Effective prompts must provide LLMs with sufficient code context and clear analysis instructions. However, achieving this requires overcoming two main challenges.

**Challenge 1: Large Code Size and Complexity vs. Limited Token Context of LLMs.** The size and complexity of binary code make it impractical to directly feed an entire binary program to LLMs for analysis. LLMs have limits on the number of tokens and the amount of context they can process. When these limits are exceeded, LLMs may lose track of previously analyzed information, affecting subsequent code analysis. Even without these input limitations, effectively inspecting vulnerabilities across the entire codebase of a real-world software project remains a daunting challenge.

**Solution to Challenge 1.** Incorporating the principles of taint analysis, we extract dangerous flows for LLMs to analyze. By slicing the program, we reduce the analysis complexity for LLMs. This method employs taint analysis principles to conduct dependency analysis on dangerous data related to the program's external input. However, unlike traditional taint analysis, we do not perform sanitization and vulnerability inspections; instead, we focus solely on extracting dangerous flows. *A dangerous flow is defined as a slice of functions involved in data dependencies between the external data input function and potential destinations that could lead to vulnerabilities* (see § 5.1 and § 5.2). Through this process, multiple dangerous flows can be extracted from the program, forming a superset of potential vulnerabilities. This approach partitions the analysis space for LLMs, reducing the overhead of complex taint analysis algorithms and minimizing the risk of false negatives. The extracted dangerous flows provide LLMs with relevant and contextually concise input, enhancing the accuracy and efficiency of vulnerability analysis.

**Challenge 2: Obscurity of Vulnerability Discovery vs. Generality of Instructions for LLMs.** Vulnerability discovery inherently involves exploring the unknown. Instructing LLMs to perform similarity analysis based on known vulnerabilities limits the ability of LLMs to detect unknown vulnerabilities. Additionally, it is impractical to provide examples of all possible vulnerability patterns in the prompt and use few-shot learning for analysis [15]. The instructions for vulnerability checking described in the prompt should remain general, requiring no additional effort when the code or vulnerability types change.

**Solution to Challenge 2.** Inspired by the idea of manual code auditing that usually splits a vulnerability analysis task into multiple smaller sub-tasks, we instruct LLMs to analyze the dangerous flow step by step in a similar manner. When manually auditing code, we often use functions as units to gradually understand the entire program. In addition, manual audits often determine

whether vulnerabilities exist in a general way by understanding the definition of functions and the processing flow of data, rather than finding similarities through specific vulnerability examples. Therefore, taking the functions in the dangerous flow as units, we construct a comprehensive prompt sequence corresponding to the dangerous flow, which specifies the data source to carry out data flow tracing and vulnerability inspection (see § 5.3). This prompt sequence allows LLMs to complete the vulnerability analysis of the dangerous flow in the form of a conversation. Consequently, LLMs can explore and discover vulnerabilities more effectively, even in scenarios with different binaries or vulnerability types.

#### 4.1 Workflow of LATTE

LATTE utilizes the idea of *code slicing* and *task splitting* to build prompts to instruct LLMs for vulnerability inspection. The overall workflow of LATTE is depicted in Fig. 6, primarily comprising three modules. Firstly, we *preprocess* the input binary using disassembly and decompilation techniques. This module provides the recovered code structures for further analysis. In the second module, we *slice* the dangerous flows of the decompiled program, extracting relevant code snippets involving data dependencies between external inputs and vulnerable destinations. For each dangerous flow, we generate the corresponding *prompt sequence* that instructs the LLM. Then, the third module uses the generated prompt sequence to engage in a *conversation* with the LLM to step-by-step guide the dangerous flow analysis for discovering vulnerabilities.

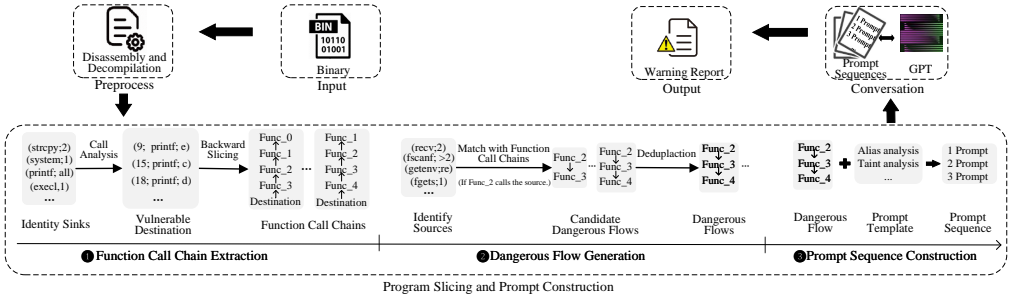


Fig. 6. Workflow of LATTE.

The code slicing and prompt construction module serve as the core of LATTE. We further explain the three phases of this module.

**Phase 1: Function Call Chain Extraction.** In this phase, we begin by identifying vulnerable destinations (*i.e.*, call sites of sinks) within the binary. To achieve this, we utilize the LLM to analyze each external function to identify sinks and their related parameters, which may potentially trigger vulnerabilities. We consider the calls to these sinks as the vulnerable destinations. Next, we conduct backward data dependency analysis, encompassing both intraprocedural and interprocedural aspects, starting from each vulnerable destination. This analysis helps us reconstruct the function call chains leading to these vulnerable destinations (details in § 5.1). Function call chains are defined as below.

*Definition 4.1 (Call Chain).* A call chain  $CC$  is a sequence of functions  $[f_1, f_2, \dots, f_n]$ , where  $f_n$  contains a vulnerable destination  $VD$  and  $\forall i \in [1, n) : f_i$  calls  $f_{i+1}$ .

**Phase 2: Dangerous Flow Generation.** The second phase focuses on identifying external input sources and matching them to the previously generated function call chains to generate dangerous flows. To achieve this, we once again rely on the LLM to identify sources from external functions and determine their calls. Then, we match the caller of the sources within the function call chains. If the caller exists in a chain, we consider the chain as a candidate dangerous flow whose starting point is the caller. By applying a sequence-sensitive filtering process, we eliminate repeated flows among candidate dangerous flows, resulting in a set of distinct dangerous flows (details in § 5.2).

*Definition 4.2 (Dangerous Flow).* A dangerous flow DF is a call chain  $CC = [f_1, f_2, \dots, f_n]$ , where  $f_1$  contains at least one call to a taint source,  $f_i$  ( $1 < i \leq n$ ) may contain calls to taint sources,  $f_n$  contains a VD, and the external data obtained from any of the taint sources called on the chain can possibly flow to the VD.

**Phase 3: Prompt Sequence Construction.** The third phase involves constructing prompt sequences by combining the identified dangerous flows with specific analysis tasks. For each dangerous flow, we create the corresponding prompt sequence using functions as units. To be applicable to various binaries, we design three prompt templates to complete the construction of prompts. The first prompt template is used to initiate a conversation, which combines with the first function in the flow to clarify the source of analysis, and instructs the LLM to perform data aliasing, data dependency and taint analysis. We then use a second template combined with each function in the dangerous flow to recursively construct prompts for data flow analysis until reach the end of the dangerous flow. The last prompt instructs the LLM to initiate the final vulnerability analysis (details in § 5.3).

## 5 LATTE DESIGN

We introduce a novel technique for prompt sequence (PS) construction based on dangerous flow (DF) analysis, which enables LLMs to conduct effective vulnerability inspections in binaries. DFs are obtained by performing backward data dependency slicing from calls to sinks and matching sources. The analysis of DFs focuses solely on data dependency analysis and does not involve taint sanitation or vulnerability inspection. Based on the extracted DFs, combined with the task of program analysis, the LLM inspects DFs for potential vulnerabilities. Combined with Algorithm 1, we next explain the specific design of the program slicing and prompt construction process.

### 5.1 Function Call Chain Extraction

In the function call chain extraction phase, we focus on extracting function call chains (CCs) that are relevant to potential vulnerabilities in the binary. This process involves two main steps: identification of vulnerable destinations (VDs) and backward slicing.

*5.1.1 Identification of Vulnerable Destinations.* The first step is to find the call sites of sinks within the binary. To inspect all potential vulnerabilities, we need to locate all sinks present in the binary. Sinks often depend on external libraries linked to the binary, as mentioned in § 3. To identify sinks, we leverage the power of the LLM. Specifically, we extract externally linked functions from the decompiled binary (DB) into a list named  $F_{external}$ . For dynamically linked libraries, the names of external functions are preserved in the function table of the binary, so we can provide the function names to the LLM for analysis. For statically linked libraries, the body of the function is included in the binary. We utilize the LLM for code summary analysis of the external library function to identify sinks. As shown in Fig. 7, we take dynamic linking as an example to illustrate this process. The form of static linking is just to replace the function name with the function body. The prompt

---

**Algorithm 1:** Program Slicing and Prompt Construction.
 

---

**Input:** DB: decompiled binary  
**Input:** PTs: prompt templates  
**Output:** PSs: prompt sequences for vulnerability inspection

```

// Function Call Chain Generation
1  $F_{external} \leftarrow \text{ExtractExternalFunc}(\text{DB})$ 
2  $\text{sinks} \leftarrow \emptyset$ 
3 foreach  $f \in F_{external}$  do
4     if LLM thinks  $f$  is a taint sink with the parameter(s) Para causing the vulnerability then
5          $\text{sinks} \leftarrow \text{sinks} \cup \{(f; \text{Para})\}$ 
6 vulnerable destinations VDs  $\leftarrow \emptyset$ 
7 foreach  $(\text{sink}; \text{Para}) \in \text{sinks}$  do
8      $\text{callsites} \leftarrow \text{find all the call sites of sink}$ 
9     foreach  $\text{Loc} \in \text{callsites}$  do
10         $\text{Arg} \leftarrow \text{find the actual argument for the parameter Para}$ 
11         $\text{VDs} \leftarrow \text{VDs} \cup \{(\text{Loc}; \text{sink}; \text{Arg})\}$ 
12 call chains CCs  $\leftarrow \emptyset$ 
13 foreach  $\text{VD}$  in VDs do
14      $\text{CC}_1, \text{CC}_2, \dots \leftarrow \text{BackwardSlicing}(\text{DB}, \text{VD})$ 
15      $\text{CCs} \leftarrow \text{CCs} \cup \{\text{CC}_1, \text{CC}_2, \dots\}$ 
// Dangerous Flow Generation
16  $\text{sources} \leftarrow \emptyset$ 
17 foreach  $f \in F_{external}$  do
18     if LLM thinks  $f$  is a taint source with the parameter(s) Para storing external data then
19          $\text{sources} \leftarrow \text{sources} \cup \{(f; \text{Para})\}$ 
20 candidate dangerous flows CDFs  $\leftarrow \emptyset$ 
21 dangerous flows DFs  $\leftarrow \emptyset$ 
22 foreach  $\text{CC} \in \text{CCs}$  do
23     if the source of sources exists in CC and has data dependency with the VD then
24          $\text{CDF} \leftarrow \text{change the starting function to the caller of source}$ 
25          $\text{CDFs} \leftarrow \text{CDFs} \cup \text{CDF}$ 
26  $\text{DFs} \leftarrow \text{Deduplicate}(\text{CDFs})$ 
// Prompt Sequence Construction
27  $\text{prompt sequences PSs} \leftarrow \emptyset$ 
28 foreach  $\text{DF} \in \text{DFs}$  do
29      $\text{PS} \leftarrow \text{ConstructPromptSeq}(\text{PTs}, \text{DF})$ 
30      $\text{PSs} \leftarrow \text{PSs} \cup \text{PS}$ 
31 return PSs
    
```

---

first assigns the program analyst persona, because the role setting performs better in statistical results [89]. Then, the prompt clearly describes the purpose of the analysis, *i.e.*, determine whether the function can be used as a sink in taint analysis. Moreover, we use the one-shot approach to give an example to standardize the output of LLMs. The output of LLMs is not necessarily completely accurate or stable. We can remove the ‘without additional explanation’ indication in the prompt to use the description of the function in the response to assist in the judgment of sinks. For any

functions  $f$  that is determined to be a sink, we store the pair  $(f; \text{Para})$  of the function name and parameter that needs to be checked, into a set named `sinks` on line 5 in Algorithm 1 for subsequent use. It is worth noting that the analysis results of  $(\text{sink}; \text{Para})$  can be reused if another binary uses the same dynamic library. This analysis is only necessary when the binary uses a different dynamic library that has not been analyzed before.

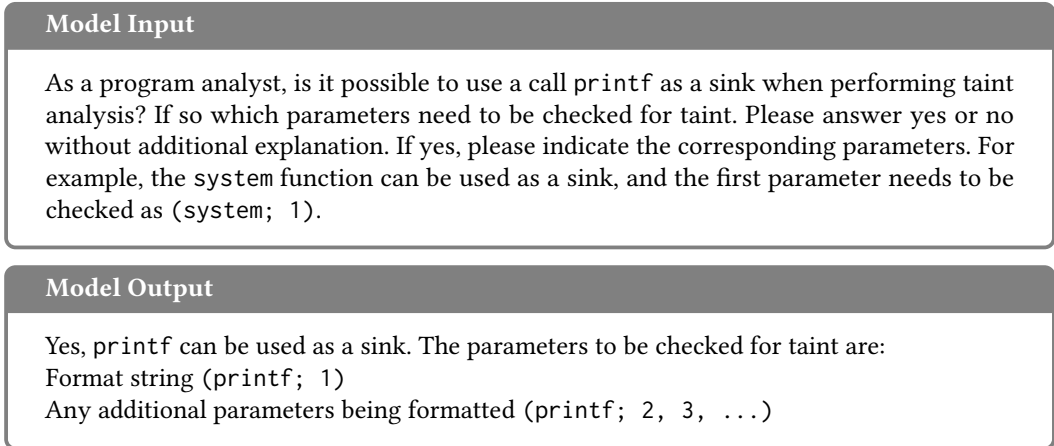


Fig. 7. Use GPT-4.0 to identify sinks.

The output result is a set of pairs  $(\text{sink}; \text{Para})$ , as shown on line 5 in Algorithm 1. For example,  $(\text{printf}; 1)$ ,  $(\text{printf}; 2)$ ,  $\dots$  indicate that every parameter of the `printf` function needs to be checked for potential vulnerabilities. After identifying the sinks and the corresponding `Para`, we traverse the binary to locate the call sites of each sink, forming the VD list of the triplet  $(\text{Loc}; \text{sink}; \text{Arg})$ . For example, the first parameter in the `printf` calls in Fig. 2 is a constant and does not need to be checked, so Fig. 2 contains three VDs:  $(9; \text{printf}; e)$ ,  $(15; \text{printf}; c)$ , and  $(18; \text{printf}; d)$ .

**5.1.2 Backward Slicing.** The second step, backward slicing, involves obtaining the operations performed on the VD's arguments before the call to the sink. This step relies on both intraprocedural and interprocedural data flow analyses. We adopt a depth-first backward approach to traverse the call graph and analyze data flows backward from each  $\text{VD} = (\text{Loc}; \text{sink}; \text{Arg})$  to generate call chains CCs, as shown on line 12–15 in Algorithm 1.

LATTE relies on Ghidra [60] to perform call graph analysis. Specifically, we obtain the address of each function<sup>2</sup> by traversing the functions identified by Ghidra. Then, `call` and `jump` instructions are found in each function, and the memory addresses used in these instructions are matched with the function addresses to identify the relationship between callers and callees and further build the call graph. Based on the call graph, we firstly perform flow-insensitive and path-insensitive intraprocedural data dependency analysis within the function  $f$  where VD is located. For loops within  $f$ , if duplicate paths are found, the loop is exited. In addition, we perform pointer alias analysis with the help of variable description definitions and addressing methods [10]. If direct data dependencies are detected between the VD's vulnerability trigger-related arguments (*i.e.*, `arg`) and the  $f$ 's parameters, we extend our analysis to an interprocedural level. The calling context

<sup>2</sup>A function address refers to the memory location where the code of the function begins in memory.



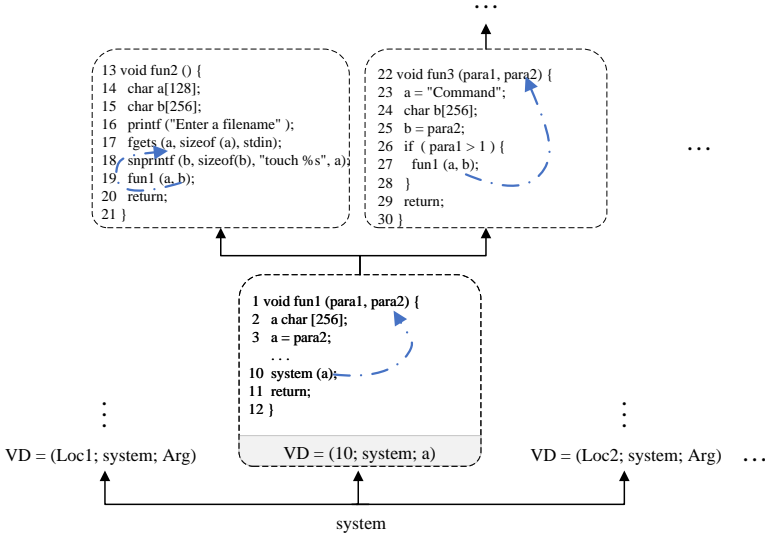


Fig. 8. An example call graph of a program, where each node is a function definition. Black arrows represent function call relationships. Blue arrows represent data dependency relationships. The figure directly shows the two call chains of  $VD = (10; system; a)$ , namely,  $\{[fun2, fun1], [\dots, fun3, fun1]\}$ .

is considered by recording the function names of different callers to form multiple call chains. Therefore, we recursively analyze the dependencies until there are no dependencies on caller parameters or no caller. To manage the complexity of recursive calls and path explosion, we limit the context call depth to 50. Finally, we add the call chains corresponding to different VDs to the set CCs.

We use an example to demonstrate the above analysis process. CCs, as shown on Fig. 8 shows a partial call graph, where the library function `system` is the sink. The  $VD = (10; system; a)$  is in `fun1`, and we initialize its  $CC = [fun1]$ . There is a data dependency between `a` and `para2` of `fun1`. So we continue to analyze the call sites of `fun1` and update CCs to  $\{[fun2, fun1], [fun3, fun1]\}$ . In `fun3`, the argument corresponding to the parameter `para2` of `fun1` is `b`, and `b` has a data dependency with `para2` of `fun3`. Therefore, we continue to analyze the callers of `fun3` until there is no caller or no dependency on the parameters.

## 5.2 Dangerous Flow Generation

In the dangerous flow generation phase, our goal is to identify CCs in which external input can reach a VD. This process involves two main steps: we first need to identify the external input source in the program and then perform matching and deduplication in CCs to determine DFs.

**5.2.1 Source Identification.** The first step is to identify sources in the binary. Similar to the identification of sinks in § 5.1.1, we also utilize the LLM for this task. In this case, the analysis task is changed to find functions that can directly receive external inputs. We extract external link functions in the binary and provide the function name or function body so that LLM can perform auxiliary analysis to determine whether the function can be used as a taint source. For any function  $f$  that is determined to be a source, we store the pair  $(f; Para)$  of the function name and parameter

that needs to be checked into a set named `sources` on line 19 in Algorithm 1 for subsequent use. For instance, Fig. 9 indicates that the `fscanf` function is used as the source, and the second parameter stores the external input data. Obviously, this response is not entirely accurate. External input should be stored in the corresponding pointer parameter after the format string. Therefore, we need to make corrections based on slight expert experience. We use `(fscanf; >2)` to indicate that we need to analyze the parameters after the second parameter of the `fscanf` function. Like the identification of sinks, the source identification results can also be reused for different binaries that uses the same dynamic library.

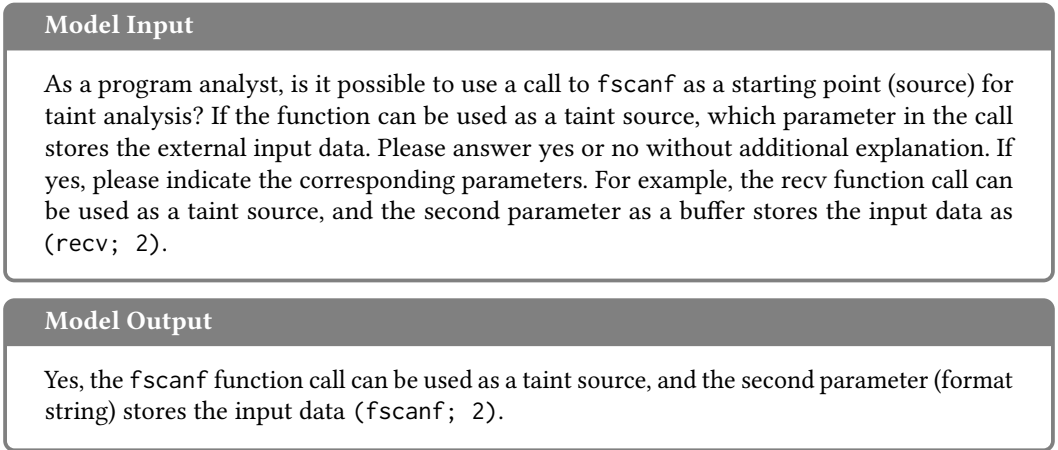


Fig. 9. Use GPT-4.0 to identify sources.

**5.2.2 Matching and Deduplication.** With the identified set of sources  $\{(source; Para)\}$ , we proceed to match them in the extracted CCs to identify DFs. Specifically, for each CC, we check whether the function  $f$  of the CC call the identified sources. If so, we further analyze whether the argument corresponding to `Para` of the source overlaps with the data flow of the VD. If there is overlap, the functions from  $f$  to the end in the CC is considered a candidate dangerous flow (CDF). As a CC may generate multiple CDFs due to multiple sources, we only keep the longest CDF within the same CC. Additionally, different CCs may produce the same CDF or sub-chain. To avoid redundancy and reduce unnecessary inspection requests, we filter out CDFs that are sub-chains of other CDFs. Finally, we obtain a set of DFs for the next step to construct prompt sequences.

We use  $CCs = \{[fun2, fun1], [\dots, fun3, fun1]\}$  in Fig. 8 to illustrate the above process. In `fun2`, the taint source `fgets` is called and the first argument `a` has a data dependency with the argument `b` of `func1` (the `snprintf` in line 18 of Fig. 8 stores `a` in `b`). Therefore,  $[fun2, fun1]$  is a CDF. We assume that  $CC = [\dots, fun3, fun1]$  forms  $\{[fun5, fun4, fun3, fun1], [fun6, fun4, fun3, fun1]\}$  after the recursive analysis. If the taint source is called in `fun4` and `fun6`, the corresponding CDFs is  $\{[fun4, fun3, fun1], [fun6, fun4, fun3, fun1]\}$ . But  $[fun4, fun3, fun1]$  is a subchain of  $[fun6, fun4, fun3, fun1]$ , so the former is discarded. The final DFs are  $\{[fun2, fun1], [fun6, fun4, fun2, fun1]\}$ .

### 5.3 Prompt Sequence Construction

In the prompt sequence construction phase, our objective is to create prompt sequences (PSs) that instructs the LLM to perform vulnerability inspection based on identified DFs. To ensure that the

**Template for Start Prompt**

As a program analyst, I give you snippets of C code generated by decompilation, using <function> as the taint source, and the <parameter> parameter marked as the taint label to extract the taint data flow. Pay attention to the data alias and tainted data operations. Output in the form of data flows.  
<Code to be analyzed>

(a) Template for the start prompt.

**Template for Middle Prompt**

Continue to analyze function according to the above taint analysis results. Pay attention to the data alias and tainted data operations. (Note the new taint source <function> and the <parameter> parameter marked as the taint label.)  
<Code to be analyzed>

(b) Template for the middle prompt.

**Template for End Prompt**

Based on the above taint analysis results, analyze whether the code has vulnerabilities. If there is a vulnerability, please explain what kind of vulnerability according to CWE.

(c) Template for the end prompt.

Fig. 10. The prompt templates for constructing the PS that instruct the LLM to inspect vulnerabilities.

PS effectively instructs the LLM and remains valid and effective for different, diverse programs, we propose prompt templates (PTs) that are applicable to all DFs and can be instantiated to fit each DF. We follow a rigorous iteration and optimization process that ranged from initial prompt design to testing and feedback analysis. The final PTs include the following key elements for effective analysis:

- Clearly state the analysis tasks. Precise instructions for vulnerability analysis are essential to prevent irrelevant content.
- Enrich the context of tasks. Additional instructions related to vulnerability analysis, such as alias analysis and focusing on tainted data flows, enhance accuracy.
- Persona assignment. Assigning appropriate roles improves the professionalism of LLMs in responding to descriptions.
- Splitting of analysis tasks or data. For large data to be analyzed, splitting or preprocessing the data helps improve accuracy.
- The specified output format. The determined output format facilitates analysis for downstream tasks.

According to these elements, we design three templates shown in the Fig. 10. The PTs are inspired by the general approach of manual code auditing. Specifically, data dependency analysis starts from the function containing the external data source and progresses through the function call chain until the last function in the DF. If a DF contains only one function, then the PS for it includes

a start prompt and an end prompt. For a DF consisting of more than one function, the middle template is used recursively to complete the PS construction. This structured approach ensures that LATTE performs vulnerability analysis effectively and consistently across different scenarios. The detailed explanation of PTs design is as follows.

**Start Template (Fig. 10a).** Initializes the analysis by specifying the task and context clearly. The start prompt assigns the persona of the LLM and explains the analysis background and tasks. Specifically, we instruct the LLM to conduct the following conversation in the role of program analyst. Then, we clarify the taint source of program analysis. For example, for the DF = [fun2, fun1] shown in Fig. 8, the pair (<function>, <parameter>) in Fig. 10a is replaced with (fgets, first). At the same time, the body of first function fun2 is appended at the end of the prompt for analysis. In the description of the analysis task, we mainly focus on the propagation of tainted data, so we emphasize the analysis of data dependencies. To conduct more accurate analysis, we also emphasize the focus on data aliases and tainted data operations.

**Middle Template (Fig. 10b).** Recursively used to handle intermediate steps in the DF, enriching the context and focusing on relevant data flows. Specifically, the middle prompt are reused to describe functions in a DF other than the first function. Thanks to the short-term memory capability of the LLM itself, we can complete data dependency analysis between functions. Therefore, the middle prompt needs to indicate that the taint analysis is continued based on the analysis results of the previous function. Similarly, we put the function body to be analyzed at the end of the prompt. For example, for the DF = [fun2, fun1] shown in Fig. 8, the body of function fun1 is appended at the end of the prompt for analysis. Moreover, if there is a source in the current function, we fill in the source name and the corresponding parameter at <function> and <parameter> as in the start template. Otherwise, taint propagation analysis is performed based on the analysis results of the previous function and the prompt does not include the content in parentheses (*i.e.*, “(Note the new taint source ... as the taint label.” in Fig. 10b).

**End Template (Fig. 10c).** Concludes the analysis, ensuring that all necessary information is captured and formatted correctly. Specifically the end template is used after all functions in have been analyzed. The main task of the end template is to perform vulnerability inspection based on the analysis results of all DF functions. At the same time, to facilitate vulnerability identification and analysis, we also let the end template classify vulnerabilities based on CWE. It is worth mentioning that this not only provides a more detailed vulnerability analysis description, but also provides patching suggestions based on the code context.

Assuming that the DF only contains the foo function in Fig. 2, the running example of LATTE instructing the LLM to perform vulnerability analysis is shown in Fig. 11. First, the output of LLM clearly describes the taint propagation process. The model then gives the location and reason why the vulnerability was triggered in the output of the vulnerability analysis. Therefore, we can not only see the vulnerability check results, but also further verify the vulnerability or patch the vulnerability based on the analysis process in the response of LLMs.

## 6 EVALUATION

The evaluations of LATTE are designed to address the following five research questions:

**RQ1:** How well does LATTE inspect vulnerabilities in binaries? Explain from the following three perspectives:

- (1) How effective is LATTE in identifying security vulnerabilities?
- (2) How stable is LATTE in vulnerability inspection result?
- (3) How efficient is LATTE in terms of processing time and monetary cost?

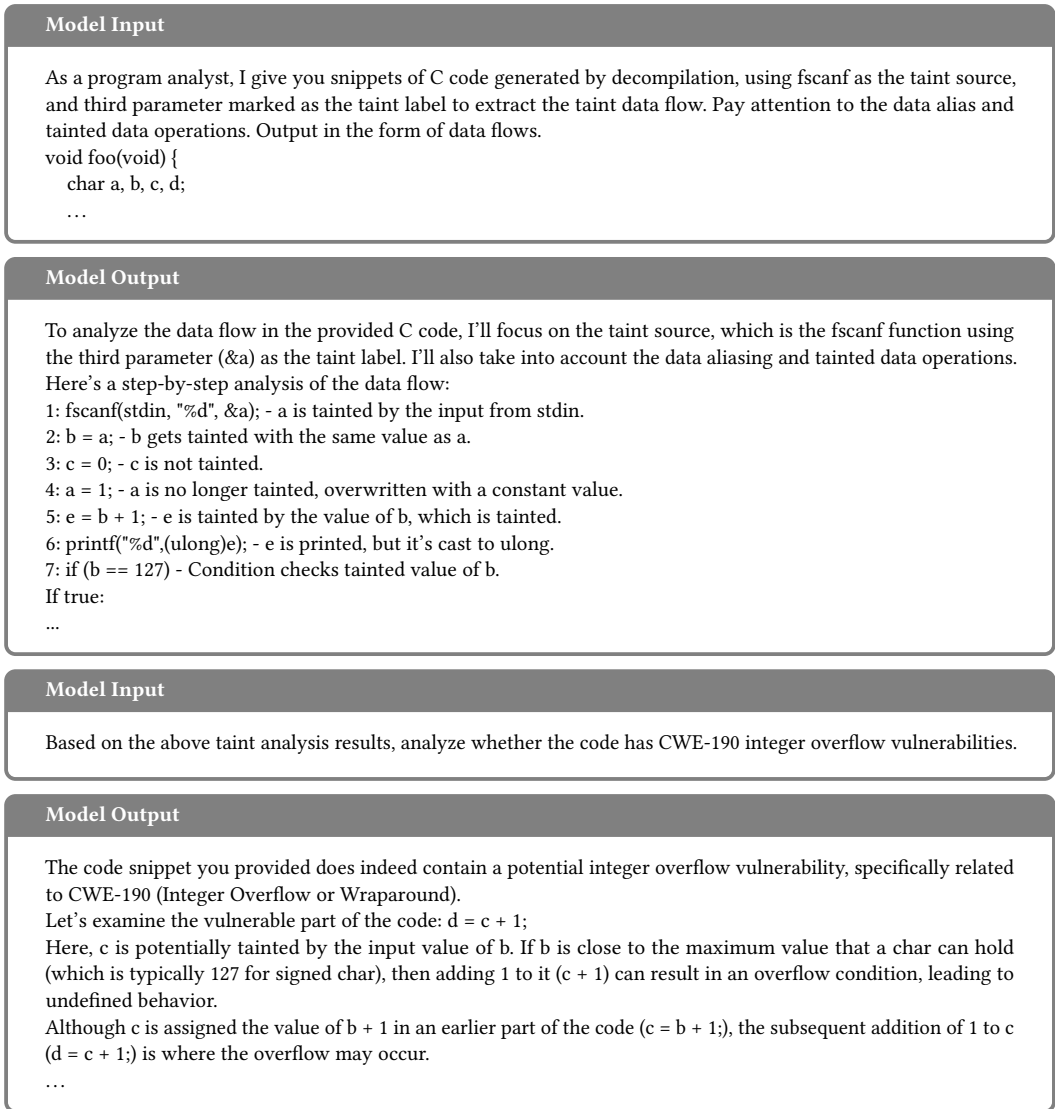


Fig. 11. Based on the *foo* function in Fig. 2, the process of using GPT-4.0 to analyze and check bugs is shown. The final model output correctly identifies that the `d = c + 1` operation of the *foo* has a potential integer overflow vulnerability.

**RQ2:** How effective is the identification of security sensitive functions (sinks) and external input sources (sources)?

**RQ3:** How effective is the extraction of dangerous flows (DFs)?

**RQ4:** What is the performance impact of prompt sequence (PS) on LATTE?

**RQ5:** Does LATTE scale to real-world binary vulnerability analysis?

## 6.1 Evaluation Setup

**Implementation.** The implementation of LATTE is based on the reverse engineering framework Ghidra [60, 74] and the large language model GPT-4.0 [61]. Below, we outline the overall implementation process. The first step involves loading the target binary into Ghidra, where the custom Ghidra plugin is utilized to automate extraction tasks. Through the plugin, LATTE retrieves critical information from the binary, such as decompiled code, the call graph, control flow graph (CFG), import table, and additional metadata necessary for in-depth analysis. Once the binary data is collected, LATTE conducts detailed program analysis to extract DFs that are relevant to vulnerability triggering. Using predefined prompt templates, LATTE constructs PSs that correspond to each DF. Each PS is specifically designed to interact with GPT-4.0, setting up a session in which the LLM conducts a vulnerability assessment of the associated DF. As GPT-4.0 processes each PS, it evaluates the corresponding DF for potential vulnerability issues. Once the analysis across all DFs within a binary is completed, LATTE saves the results generated by GPT-4.0. These results, stored as individual files, are organized for further verification and validation, supporting a comprehensive review of any identified vulnerabilities.

**Benchmarks.** To thoroughly and fairly evaluate the capabilities of LATTE, we used the Juliet Test Suite [21] and Karonte data set [72]. We first selected the benchmarks included in the standard data set Juliet Test Suite (v1.3) according to Table 1 to evaluate RQ1-RQ4 (Juliet has no benchmarks for CWE-120 and we used the Karonte dataset for CWE-120). To ensure that our evaluation mirrors real-world scenarios, we removed debug information and symbol tables from the compiled benchmark programs. Furthermore, since LATTE aims to detect vulnerabilities caused by external inputs, test subjects with internal data as a source have been removed. The number of test subjects used for evaluation is listed in Table 2. Second, we performed RQ5 evaluation on real firmware data set provided by Karonte to illustrate LATTE's ability to find vulnerabilities in the real world. Since the source code of firmware in Karonte are not publicly accessible, and thus not in the training sets of LLMs. The evaluation on Karonte helps to investigate whether LATTE suffers from the data leakage problem [90].

**Baselines.** We selected Emtaint [11] and Arbiter [86] for comparison on the Juliet Test Suite. These techniques represent the state of the art as shown in Table 1. For the Karonte dataset, we used Karonte [72] as another baseline for comparison, because Karonte is designed specifically for analyzing firmware. We did not include CodeQL [25], QueryX [31] or Joern [27] as baselines due to their reliance on customized queries for bug detection [31].

**Metrics.** In the evaluation based on the Juliet Test Suite, we measured the effectiveness of LATTE using six indicators: true positive (TP), false negative (FN), true negative (TN), false positive (FP), accuracy ( $\frac{TP+TN}{TP+TN+FP+FN}$ ), and F1 score ( $\frac{2*precision*recall}{precision+recall}$ , where  $precision = \frac{TP}{TP+FP}$ ,  $recall = \frac{TP}{TP+FN}$ ). For the evaluation on the real-world firmware dataset provided by Karonte, since there are no labels, we mainly measured the TP and FP in the analysis alerts.

**Running Environment.** All experiments were performed on a Linux workstation with an Intel Core i7-8750H CPU and 64G RAM.

## 6.2 Vulnerability Inspection (RQ1)

**6.2.1 Effectiveness.** LATTE performs vulnerability inspection on stripped binaries compiled from Juliet. The name of the test subject describes the CWE vulnerability types it contains. However, there are overlaps between CWE vulnerability types (§ 2.1). To facilitate the verification of the results, we only determine whether the CWE vulnerability type specified by the test subject exists. In evaluating LATTE, we performed five rounds of testing to ensure robustness and accuracy. As shown in Table 2, the inspection accuracy of the four types of vulnerabilities CWE-78, CWE-134,



Table 2. Evaluation results of vulnerability inspection based on Juliet. X indicates that the vulnerability type is not supported.

|               | CWE-78 (960/960) <sup>+</sup> |         |        | CWE-134 (1200/1200) <sup>+</sup> |         |        | CWE-190 (2860/2860) <sup>+</sup> |          |        | CWE-606 (240/240) <sup>+</sup> |         |        |
|---------------|-------------------------------|---------|--------|----------------------------------|---------|--------|----------------------------------|----------|--------|--------------------------------|---------|--------|
|               | Emtaint                       | Arbiter | LATTE  | Emtaint                          | Arbiter | LATTE  | Emtaint                          | Arbiter* | LATTE  | Emtaint                        | Arbiter | LATTE  |
| TP            | 820                           | 408     | 892    | 1115                             | 1166    | 1151   | X                                | 2091     | 1773   | X                              | X       | 210    |
| FN            | 140                           | 552     | 68     | 85                               | 34      | 49     | X                                | 769      | 1087   | X                              | X       | 30     |
| TN            | 960                           | 430     | 960    | 1132                             | 30      | 1102   | X                                | 444      | 1779   | X                              | X       | 142    |
| FP            | 0                             | 530     | 0      | 68                               | 1170    | 98     | X                                | 2416     | 1081   | X                              | X       | 98     |
| Accuracy      | 92.7%                         | 43.64%  | 96.46% | 93.63%                           | 49.83%  | 93.88% | X                                | 44.32%   | 62.1%  | X                              | X       | 73.33% |
| Precision     | 100%                          | 43.5%   | 100%   | 94.25%                           | 49.91%  | 92.15% | X                                | 46.39%   | 61.12% | X                              | X       | 65.26% |
| Recall        | 85.42%                        | 42.5%   | 92.92% | 92.92%                           | 97.17%  | 95.92% | X                                | 74.68%   | 68.19% | X                              | X       | 87.5%  |
| F1 Score      | 92.14%                        | 43.25%  | 96.33% | 93.58%                           | 65.95%  | 93.99% | X                                | 56.76%   | 62.05% | X                              | X       | 74.24% |
| Avg. Time (s) | 5.2                           | 122     | 13.5   | 5.6                              | 73.6    | 14.2   | X                                | 7.8      | 15.1   | X                              | X       | 13.9   |

<sup>+</sup> Number of test subjects containing vulnerabilities / Number of test subjects not containing vulnerabilities

\* Arbiter relies on symbol table, such as `printIntLine`, `printHexCharLine`, and `printLongLongLine`, to assist in overflow judgment. If LATTE is also analyzed based on the binary with the symbol table, TP is 2576, FN is 284, TN is 1939, FP is 921, Precision is 73.66%, Accuracy is 78.93%, Recall is 92%, F1 is 81.04%.

Table 3. Comparison of vulnerability checking accuracy of LATTE based on GPT-4.0 and GPT-3.5.

|         | GPT-4.0 | GPT-3.5 |
|---------|---------|---------|
| CWE-78  | 96.46%  | 78.2%   |
| CWE-134 | 93.88%  | 75.9%   |
| CWE-190 | 62.1%   | 54.5%   |
| CWE-606 | 73.33%  | 61.2%   |
| Average | 81.44%  | 67.45%  |

CWE-190 and CWE-606 are 96.46%, 93.88%, 62.1% and 73.33% respectively, and the average accuracy is 77%.

LATTE outperforms both Emtaint and Arbiter, in terms of accuracy and F1 score. Note that in the case of CWE-190 (Integer Overflow or Wraparound), Arbiter can detect 318 more TPs than LATTE. However, this is attributed to the fact that Arbiter relies on the symbol table for inspection, and if this information is provided to LATTE, LATTE can outperform Arbiter by detecting 485 more TPs. **Analysis of FNs and FPs.** We further analyzed the reasons behind FNs and FPs in LATTE vulnerability checks. The first reason is that the dangerous flows of test subjects are not always correctly extracted. This may occur due to program analysis problems, such as indirect calls and pointer aliases, which can lead to false or failed extraction of dangerous flows (details in § 6.4). The second reason is related to the creativity of GPT-4.0 which can lead to different responses to the same prompt sequence, resulting in unstable analysis results. However, the vulnerability inspection task itself has the property of exploration rather than simple rule matching. Therefore, the instability brought about by the creativity of GPT-4.0 is not necessarily bad for vulnerability inspection. We further analyzed the stability of the LATTE result (details in § 6.2.2).

**GPT-4.0 vs. GPT-3.5.** LATTE based on GPT-4.0 can perform effective taint-style vulnerability inspection. We further used GPT-3.5 to conduct an ablation experiment on the model. Table 3 shows that LATTE based on GPT-4.0 performs better than GPT-3.5 on each vulnerability type. The average accuracy of LATTE based on GPT-4.0 is better than that of GPT-3.5 13.99%. This illustrates that the ability of the model itself directly affects the analysis effect of LATTE. With the development of LLMs, the effectiveness of vulnerability checks will also increase. The design of LATTE allows easy switching between different LLMs.

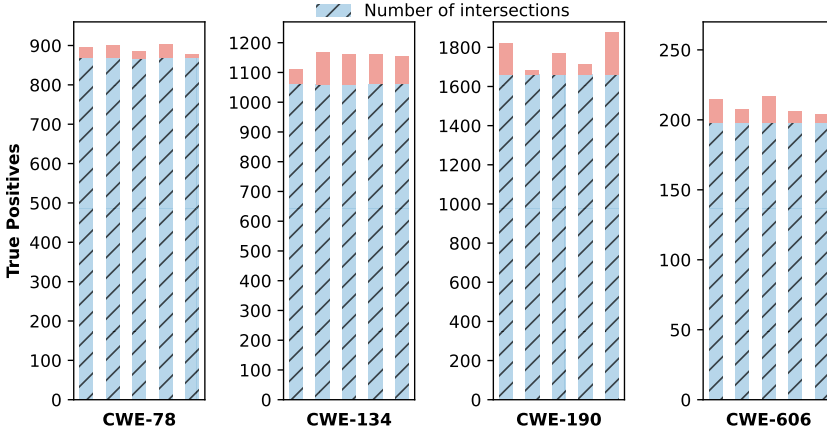


Fig. 12. The TP intersection among the five test rounds indicates the stability of LATTE. The intersection numbers of the four vulnerability types are 868, 1061, 1660, 198.

**6.2.2 Stability.** As an artificial intelligence generation model, GPT-4.0 exhibits a certain degree of randomness in the generated response. The temperature parameter plays a significant role in controlling the creativity and diversity of the content produced by GPT-4.0. The temperature value is a floating-point number between 0 and 1, where higher values result in more diverse and random outputs, while lower values produce more conservative and deterministic outputs. We conducted two sets of experiments to evaluate the stability of LATTE analysis results and the effect of temperature on the results.

**Analysis Stability at Temperature 0.5.** To strike a balance between creativity and stability, we used a median temperature value of 0.5 in the five rounds of testing in § 6.2.1. We measured the stability by evaluating the intersection of TPs among the five rounds. Fig. 12 shows small fluctuations in the number of TPs in different rounds of the same CWE type. From left to right in the Fig. 12, the recall rates of five-round intersection are 90.42%, 88.42%, 58.04%, and 82.5%, respectively, (the average recall rate is 79.85%). This indicates that the stability of LATTE is acceptable. However, we noticed relatively large fluctuations in the CWE-190. The reason for the fluctuation of CWE-190 is consistent with the problem mentioned above (§ 6.2.1), which is caused by incorrect data type judgments without the assistance of function names.

**Impact of Temperature on Analytical Results.** To explore the impact of temperature on LATTE, we conducted 11 experiments with different temperature values. Each experiment was performed five rounds to ensure reliability. Fig. 13 shows the accuracy results of CWE-78, where the trend generally follows a normal distribution, including the median, minimum, and maximum values. Moreover, we observe that when the temperature is less than 0.4, the inspection results have a smaller distribution range. Conversely, when the temperature is greater than 0.6, the inspection results are more scattered. The temperature of 0.4–0.6 can achieve a balance between stability and inspection effect. Similar trends were observed for the analysis of CWE-134, CWE-190, and CWE-606.

**6.2.3 Efficiency.** We analyzed the time overhead and the monetary cost of LATTE when inspecting for vulnerabilities. This process refers to the overhead of binary loading, dangerous flow extraction, and conversation with GPT-4.0 for vulnerability inspecting. Source and sink results can be reused between different binaries so they are preconfigured (evaluated in § 6.3).

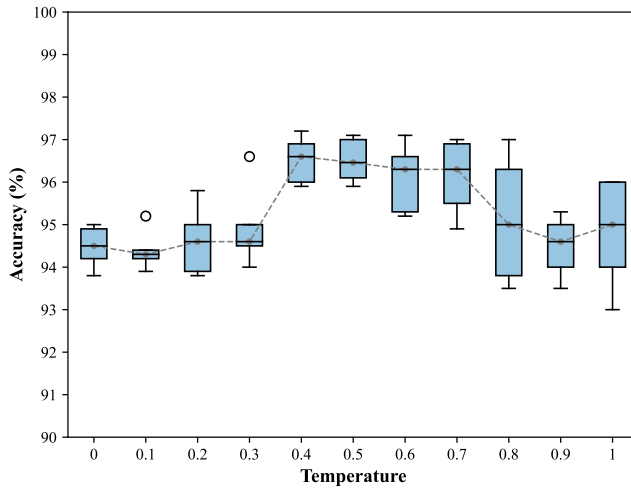


Fig. 13. Accuracy of CWE-78 analysis for LATTE at different temperatures.

The average time taken to analyze different test subjects is summarized in Table 2. The results indicate that LATTE can complete the analysis of a test subject within 20 seconds. Preprocessing the test subject and extracting the dangerous flows takes about two seconds, which is a relatively efficient process. The majority of the analysis time is spent on the conversation with GPT-4.0, as this step involves instructing the model and waiting for its response. The time taken for this step can be influenced by network quality and the response speed of GPT-4.0. Comparing LATTE with Emtaint and Arbiter, we find that the time overhead of LATTE is slightly greater than that of Emtaint, with a difference of about 8 seconds. This difference is considered acceptable given the automation that comes with using GPT-4.0.

Regarding the monetary cost, the evaluated cost of LATTE analyzing a dangerous flow is \$ 0.35, which is considered acceptable compared to the expenditure of hiring a program analysis expert for manual inspection. Moreover, with the development of LLM technology, the cost of using such models is expected to decrease over time, while the performance is likely to improve, making it an even more attractive option for vulnerability analysis.

**Answer to RQ1:** The average accuracy of LATTE vulnerability inspection is 77%. Compared to the state-of-the-art techniques Emtaint and Arbiter, LATTE outperforms them in different vulnerability types. Moreover, the average recall of the TP intersection across different test rounds is 79.85%, which shows that the inspection results of LATTE are stable.

### 6.3 Sink and Source Identification (RQ2)

LATTE reasonably identified sinks and sources as necessary for dangerous flow extraction. As shown in Table 4, we verified the results of sink and source identified by LATTE. For each test subject, the vulnerability is triggered by a specific pair of sink and source, such as `system` and `recv`. The expected pair of the test subject is indicated by its name. LATTE accurately covers both the sink and source of the target scenario in the test subject with 100%. The time overhead for

identifying sinks and sources is proportional to the number of library functions. For the test subject in Juliet, 48 queries were required, with each query taking approximately 1 seconds. Furthermore, these results can be cached for all test subjects from Juliet without the need for further queries.

There are other functions in a test subject that can be used as sinks and sources, but they do not cause a vulnerability in the current test subject. The identified functions can be used as sinks and sources with average precision up to 82.1%. FPs are mainly attributed to the instability of GPT-4.0. For example, sometimes `recv` is mistakenly treated as a sink. This highlights the challenge of managing the creativity and diversity of the LLM, which can sometimes result in unintended outcomes. To alleviate this situation, we can analyze function semantics to filter FPs and utilize TPs to form sink and source collections to assist analysis. When evaluating real programs in § 6.6, we use the correct sink and source results identified from the test subjects to analysis.

Compared with the state-of-the-art binary taint analysis techniques, such as Emtaint and Arbiter, LATTE improves the automation of taint analysis. Previous techniques primarily relied on manual analysis of function semantics to identify sinks and sources, making it difficult to compare identification results. However, the ability of LLMs to understand code and generate function summaries can be used to assist manual analysis and reduce manual effort. LATTE simplifies the analysis process and improve the efficiency of existing techniques by providing analysts with more program information.

Table 4. Sink and source identification results

|         | Avg. # sink | Precision | Coverage* | Avg. # source | Precision | Coverage* |
|---------|-------------|-----------|-----------|---------------|-----------|-----------|
| CWE-78  | 6.12        | 85.42%    | 100%      | 4.72          | 76.17%    | 100%      |
| CWE-134 | 6.71        | 86.2%     | 100%      | 4.52          | 80.21%    | 100%      |
| CWE-190 | 5.2         | 90.21%    | 100%      | 5.63          | 72.14%    | 100%      |
| CWE-606 | 6.79        | 85.18%    | 100%      | 4.46          | 81.11%    | 100%      |

\* the proportion of identification results covering the test subject target scenario.

**Answer to RQ2:** LATTE automatically identifies the sink and the source with an average precision of 82.1%. The identification results correctly cover the expected sink and source pairs of the test subjects 100%.

#### 6.4 Dangerous Flow Extraction (RQ3)

The effectiveness of DF extraction affects the accuracy of GPT-4.0 vulnerability checking. The FN of DFs directly leads to the FN of LATTE vulnerability checks. To evaluate the effectiveness of DF extraction, we analyzed vulnerable test subjects (labeled as "bad") in Juliet. Vulnerable test subjects contain a potential vulnerability. We check whether the DF extraction is successful and whether the vulnerability triggering path between source and sink can be covered.

Fig. 14 shows that among different types of vulnerable test subjects, LATTE successfully extracted the DF for more than 95% of the vulnerable test subjects. Moreover, the DF of each successfully extracted test subject is correct, i.e. covering the code snippets between source and sink that causes the test subject to trigger the vulnerability. The detailed numbers of DFs corresponding to each CWE type are 920, 1178, 2731, and 230, respectively. Each successfully extracted test subject corresponds to a unique DF. This indicates that LATTE's DF extraction is effective, as LATTE correctly captures potential paths leading to vulnerabilities in the most of vulnerable test subjects.

However, there are test subjects where LATTE did not successfully extract DFs (false negatives). We investigated these test subjects and identified two primary reasons: ① Ghidra decompilation

error. The decompilation engine may have problems parsing function call arguments, such as three arguments being mistaken for two. This leads to the breakage of taint data dependencies in the callee function, ultimately affecting the extraction of DFs. ② Pure virtual function calls. Pure virtual functions have no function body and must be implemented in derived classes. Test subjects with pure virtual function calls prevent LATTE from extracting the DF because there is no concrete implementation to analyze.

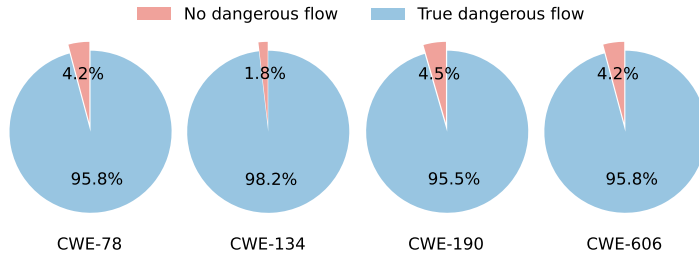


Fig. 14. Dangerous flow extraction results.

**Answer to RQ3:** LATTE successfully and correctly extracts DFs covering more than 95% of test subjects containing potential vulnerabilities. This demonstrates the ability of LATTE to effectively extract DFs.

### 6.5 Prompt Sequence Construction (RQ4)

To evaluate the effectiveness of PS construction, we designed five sets of comparative experiments based on the factors that affect prompt construction: code slicing granularity and analysis task description granularity. Specifically, keeping the same analysis task description as LATTE, we perform prompt construction on ① the entire program and ② the entire DF respectively. Moreover, we construct PSs based on more fine-grained slicing, that is, ③ only retaining the code lines related to the data dependency of the sink trigger argument. For analysis task description, we use functions in DF as units to construct PS consistent with LATTE, but we ④ cancel the persona assignment (*i.e.*, the first prompt in PS does not indicate that the conversation will be conducted in the role of a program analyst) and ⑤ do not split tasks (*i.e.*, directly instruct the GPT-4.0 to perform vulnerability analysis without mentioning subtasks such as taint analysis and data dependency analysis).

Based on the above principles, we construct corresponding prompts (or prompt sequences) for vulnerability analysis on the test subjects in Table 2. As shown in Fig. 15, LATTE outperforms the other five methods. Moreover, the p-values for the comparison pairs calculated using the Mann-Whitney U Test [81] shown in Table 5 are all less than 0.05, indicating that the comparison results are statistically significant. Specifically, LATTE outperforms the approach on larger-grained slices (the entire program and the entire DF) and smaller-grained slices (code lines involved in tainted data) by an average accuracy of 28.7%, 13.3% and 46.4%, respectively. In large-granularity slices, the entire DF is also better than the entire program with an average accuracy of 15.4%, which shows that directly providing a large number of code snippets at one time leads to a decrease in analysis accuracy. For smaller-grained slicing, GPT-4.0 produced responses that vulnerability analysis cannot be performed due to lack of sufficient context. This is due to the lack of associated code snippets that prevent syntax analysis such as data flow and control flow. Regarding the task description granularity, LATTE performs better than the method without persona assignment and

task splitting, with an average accuracy improvement of 2.78% and 6.4% respectively. Compared to the granularity of code slicing, changes in the task description have a relatively small impact on the accuracy of the results. The main reason is that the LLM itself has sufficient understanding capability to reason and understand according to the task requirements, so persona assignment or task splitting does not have a significant impact on the results. However, providing richer context is still helpful for task understanding.

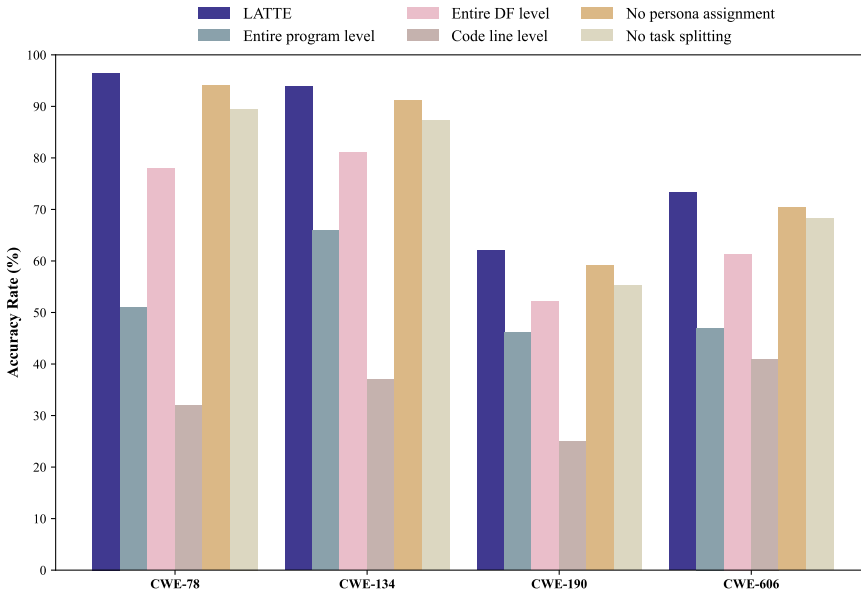


Fig. 15. Comparison of the impact of PS construction on vulnerability analysis.

Table 5. The p-values calculated by Mann-Whitney U Test to illustrate the statistical significance of LATTE and comparative sets.

|         | Entire program | Entire DF | Code line | No persona assignment | No task splitting |
|---------|----------------|-----------|-----------|-----------------------|-------------------|
| CWE-78  | 0.008          | 0.008     | 0.008     | 0.008                 | 0.012             |
| CWE-134 | 0.008          | 0.008     | 0.008     | 0.012                 | 0.012             |
| CWE-190 | 0.008          | 0.008     | 0.008     | 0.008                 | 0.012             |
| CWE-606 | 0.008          | 0.008     | 0.008     | 0.012                 | 0.012             |

**Answer to RQ4:** Compared with prompts (prompt sequences) constructed based on different code slicing granularities and analysis task description granularities, LATTE demonstrates higher accuracy in detecting binary vulnerabilities.



### 6.6 Real-world Vulnerability Inspection (RQ5)

RQ1-RQ4 evaluations demonstrated the vulnerability analysis capabilities of LATTE on standard datasets. To further illustrate LATTE’s ability to analyze unknown and real-world data, we evaluated LATTE on 49 embedded device firmware samples from Karonte. LATTE issued a total of 255 alerts for 3,678 DFs. As shown in Table 6, the 255 alerts found after verification include 222 TPs. of which there are 119 unique CWE-78 and CWE-120 bugs.

LATTE outperforms advanced binary taint analysis techniques. Karonte and Arbiter found 46 and 151 TPs, respectively, while LATTE found 222 TPs. Moreover, LATTE’s precision 87.1% is higher than Karonte’s 62.16% and Arbiter’s 48.67%. For analysis time, Karonte and Arbiter rely on the heavyweight technique symbolic execution, so LATTE spends 425 and 109 minutes less time on analysis, respectively. Although Emtaint found 1296 more TPs than LATTE, many of TPs were the same bugs caused by different data flows. much workload to analysts to verify the results. As shown in Fig. 16, the unique bugs found by LATTE cover the results of Karonte and Arbiter, while 16 unique bugs found by Emtaint were not found by LATTE. The reason is that the pointer alias in LATTE is not accurate, resulting in no relationship between variables pointing to the same memory. Therefore, the call chain extracted by LATTE is incomplete, causing the corresponding DF to be missed. However, LATTE found 119 unique bugs, 21 more than Emtaint. Moreover, LATTE found 37 previously unknown bugs, and 10 CVE numbers have been obtained due to the high threat.

Table 6. Vulnerability inspection results based on real-world firmware dataset collected by Karonte.

| Vendor  | Samples | Karonte |    |    |             |           | Emtaint |      |    |             |           | Arbiter |     |     |             |           | LATTE  |     |    |             |           |
|---------|---------|---------|----|----|-------------|-----------|---------|------|----|-------------|-----------|---------|-----|-----|-------------|-----------|--------|-----|----|-------------|-----------|
|         |         | Alerts  | TP | FP | Unique Bugs | Avg. Time | Alerts  | TP   | FP | Unique Bugs | Avg. Time | Alerts  | TP  | FP  | Unique Bugs | Avg. Time | Alerts | TP  | FP | Unique Bugs | Avg. Time |
| NETGEAR | 17      | 36      | 23 | 13 | 19          | 17:13     | 849     | 849  | 0  | 47          | 00:05     | 131     | 63  | 68  | 26          | 02:20     | 142    | 124 | 18 | 54          | 00:38     |
| D-Link  | 9       | 24      | 15 | 9  | 10          | 14:09     | 299     | 234  | 65 | 29          | 00:02     | 99      | 48  | 51  | 14          | 03:18     | 65     | 59  | 6  | 42          | 00:21     |
| TP-Link | 16      | 2       | 2  | 0  | 2           | 01:30     | 73      | 73   | 0  | 3           | 00:05     | 21      | 18  | 3   | 6           | 02:40     | 29     | 23  | 6  | 10          | 00:33     |
| Tenda   | 7       | 12      | 6  | 6  | 6           | 01:01     | 362     | 362  | 0  | 19          | 00:05     | 49      | 22  | 27  | 6           | 03:25     | 19     | 16  | 3  | 13          | 00:29     |
| Total   | 49      | 74      | 46 | 28 | 37          | 451:06    | 1583    | 1518 | 65 | 98          | 03:38     | 300     | 151 | 149 | 52          | 135:57    | 255    | 222 | 33 | 119         | 26:06     |

**Alerts:** the number of bugs considered by the technique.

**TP:** the vulnerability trigger location is reachable by user-controllable data.

**FP:** the vulnerability trigger location is unreachable or not caused by user-controllable data.

**Unique Bugs:** different pairs of user-controllable data receiving locations and vulnerability triggering locations in TPs.

**Avg. Time:** average time spent analyzing a firmware represented by hh:mm.

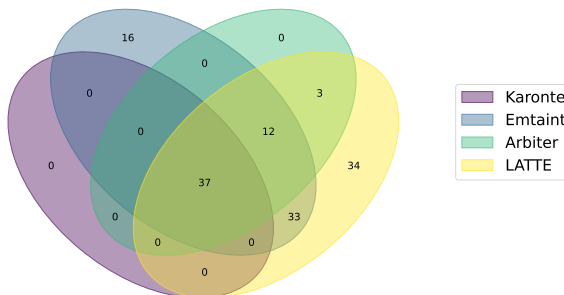


Fig. 16. Unique bugs discovered by different tools.

**Answer to RQ5:** LATTE effectively found 119 unique bugs (including 37 previously unknown bugs) in the real-world firmware dataset, outperforming the state-of-the-art techniques Karonte, Emtaint, and Arbiter.

## 7 DISCUSSION

### 7.1 Limitations on Vulnerability Types

LATTE faces challenges in handling certain types of vulnerabilities, such as logic vulnerabilities [55], race condition vulnerabilities [56], and vulnerabilities involving complex mathematical calculations [54, 67]. These vulnerabilities often involve intricate code snippets with complex nesting and jumping, making them difficult for the LLM to effectively analyze. Therefore, the under/over-tainting problem is prone to occur. Moreover, these vulnerabilities are also difficult to detect by using taint analysis alone. Complex vulnerabilities require the extraction of more context information such as resource locks, interrupt vector tables, shared memory addresses, *etc.* to assist in analysis. Collecting more valuable context information and providing it to LLMs for vulnerability analysis is a direction worthy of further research.

### 7.2 Limitations on Binary Analysis

LATTE implements binary analysis based on Ghidra [60], including reverse engineering, function structure recovery, and calling relationship analysis. Ghidra provides relatively complete analysis algorithms and APIs for developers to use.

However, binary analysis itself is inherently complex and poses several challenges [50]. Many issues remain partially or entirely unsolved. For example, Ghidra's analysis can struggle to determine when two pointers refer to the same memory location, leading to potential inaccuracies in data flow tracking and alias analysis. Additionally, Ghidra sometimes has difficulty resolving virtual calls, which can obscure the true calling relationships in the binary. This limitation is especially problematic in C++ programs with extensive use of polymorphism, where the inability to accurately resolve virtual calls can hinder the understanding of control flow and data dependencies. LLM excels at identifying patterns in code and data flow, and it would be worth exploring further in the future to assist in identifying common indirect control flow patterns.

Moreover, when the compiler inlines a function, the original boundary between the caller function and the callee function is eliminated, making it difficult to reconstruct the original function structure and understand the precise calling relationship. Fortunately, if a callee is inlined, the caller becomes larger by incorporating the implementation of the callee. Therefore, it does not affect the analysis of the code with LLMs. Moreover, function inlining affects the identification of statically-linked source and sink functions. But in most cases, the source and sink are provided by the system library [29, 86]. In order to ensure the size and compatibility of the program, the system library is usually dynamically linked, *e.g.*, glibc [72, 86].

### 7.3 Importance of Metrics for Evaluating Vulnerability Analysis

Precision and recall are two key metrics for real program vulnerability analysis. Analytical methods often require a balance between false positives (FPs) and false negatives (FNs) [86]. Precise analysis algorithms can reduce false positives, but may overlook diverse potential vulnerabilities, thus increasing false negatives. Conversely, over-approximation analysis algorithms may identify more potential vulnerabilities, but also increase the number of false positives. Therefore, security engineers need to choose the appropriate method based on specific analysis contexts and objectives. Furthermore, identifying unique bugs is crucial for both precision and recall metrics. Duplicate true

positives (TPs) not only add no value to security analysis but also increase the overhead involved in validating vulnerabilities [11, 72].

The following guidelines provide tool selection recommendations based on analysis costs, business scenarios, and security requirement standards [34, 48, 59]. The recall score is particularly important when resources such as time and labor are sufficient. Additionally, using high-recall tools to find as many vulnerabilities as possible is especially useful in the early stages or when reviewing new code. On the other hand, when dealing with a large number of subjects and limited resources, security engineers should prioritize high-precision tools to ensure that reported vulnerabilities are genuine, thus minimizing the time spent on false positives. For systems requiring stringent security measures, use a combination of tools to balance precision and recall, ensuring comprehensive coverage and accurate identification of vulnerabilities.

According to the evaluation results in § 6.2.1, LATTE outperforms other tools in both of precision and recall. Meanwhile, LATTE found more unique bugs in the evaluation of real firmwares in § 6.6, and covered the bug results of Arbiter and Karonte. Based on the above guidelines, engineers should give priority to LATTE. However, the cost of LLM tokens for using LATTE is unavoidable. Therefore, if engineers have sufficient token resources, LATTE is recommended to be used over traditional methods.

#### 7.4 Impact of Binary Protection on LATTE

LATTE performs binary analysis based on the intermediate representation P-Code of Ghidra, enabling binary analysis across different architectures such as X86, X64, ARM, and MIPS. Consistent with other binary vulnerability analysis techniques [9, 11, 72, 86], LATTE cannot directly analyze binaries that have been obfuscated or encrypted. Additional steps are needed to ensure the binary can be processed by Ghidra. There is ongoing research focused on deobfuscation and decryption, which can aid subsequent vulnerability analysis [23, 46, 84, 87].

Moreover, the performance of LATTE was evaluated on binaries lacking debugging information, symbol tables, and comments. Maliciously tampered semantics can interfere with LATTE's analysis. For example, renaming a function containing a vulnerability to "no\_vulnerability" might increase the likelihood of misjudgment. However, by instructing LLMs to ignore such semantic information, the impact can be significantly reduced. Offensive and defensive techniques in binary analysis remain an ongoing challenge, and our findings contribute to understanding the capabilities and limitations of LLMs in this context.

#### 7.5 Identification of Sources and Sinks

The specification of sources and sinks is necessary to initiate LATTE analysis. If the analyst already has the identified sources and sinks, the source and sink identification stage can be skipped and DF extraction and PS construction can be performed directly by setting the sources and sinks. If not, the analyst can use LATTE to help identify sources and sinks. We evaluated source and sink identification based on the Juliet test suite in § 6.3. The identification results of sources and sinks can be reused if another binary uses the same dynamic library. We conducted vulnerability inspections using these identification results in realworld firmwares in § 6.6.

In the real world, identifying sources and sinks is a complex problem. First, real programs require more queries due to the presence of various linked libraries. For example, the glibc requires about 3000-4000 queries, and the OpenGL requires several hundred queries. Therefore, even with LATTE to assist in identifying sources and sinks for caching, it requires a certain amount of time overhead. Second, as described in § 7.2, although most binary programs use dynamic linking, static linking and inlining make it more difficult to identify sources and sinks. LATTE needs to be combined with program analysis techniques such as code summarization and dynamic analysis to further

Table 7. Comparison of vulnerability checking accuracy on source code and decompiled code.

|         | Stripped Binary | Source Code | Improvement | p-value |
|---------|-----------------|-------------|-------------|---------|
| CWE-78  | 96.46%          | 98.1%       | 1.64%       | 0.095   |
| CWE-134 | 93.88%          | 96.9%       | 3.02%       | 0.008   |
| CWE-190 | 62.1%           | 80%         | 17.9%       | 0.008   |
| CWE-606 | 73.33%          | 78.4%       | 5.07%       | 0.004   |

determine the source and sink. Third, some custom functions in real-world binaries may also be used as tainted sources and sinks [44], which further complicates the identification of sources and sinks. LLMs can recognize well-known functions like `recv` and `printf`, its performance is limited when encountering previously unseen functions. Meanwhile, the hallucination of LLMs seriously affects the identification of sources and sinks. Continuously refining and optimizing prompts or models based on expert feedback, code information, and specification data is critical to meeting the challenges of various libraries and custom functions.

## 7.6 Applicability to Source Code

While LATTE is designed for vulnerability analysis of binary code, its underlying concept is adaptable for source code analysis as well. If source code analysis is required, three components of the LATTE workflow (outlined in Fig. 6) would need adjustment. First, source code analysis bypasses the need for disassembly or decompilation, allowing for direct code analysis to identify dangerous flows. Second, the algorithm for extracting dangerous flows must be modified to work with source code. For example, in decompiled code, the analysis relies on registers and memory addresses, whereas, in source code, it focuses on variable analysis. Furthermore, binary code typically integrates all calling relationships and dependencies into a single file, while source code requires parsing dependencies across multiple files. Third, the prompt templates need to be optimized. The start template in binary analysis states that the code is "generated by decompilation," which provides helpful context. When analyzing source code, removing this statement or indicating that the code is source code can help LLMs analyze the source code more directly, benefiting from explicit variable names and comments. Providing additional descriptive information further aids LLMs in analyzing the code effectively.

To demonstrate the feasibility of the concept of LATTE for source code, we utilized SVF [79] to extract dangerous flows from the source code of the Juliet test cases (§ 6) and removed the "generated by decompilation" statement from the start prompt. As shown in Table 7, the accuracy of detecting vulnerabilities in source code for CWE-78, CWE-134, CWE-190, and CWE-606 improved by 1.64%, 2.91%, 17.9%, and 5.07% respectively, compared to stripped binary analysis. The p-values for these comparisons, calculated using the Mann-Whitney U Test, were all less than 0.1, indicating statistical significance. This improvement results from the semantic clarity in source code, with function names, variable names, and type definitions providing critical context that aids LLMs in understanding and analyzing vulnerabilities.

However, when combined with LLMs, there may be more effective approaches than LATTE for source code analysis. For instance, integrating LLMs with advanced program analysis tools such as CodeQL [32, 82, 88] could provide a more comprehensive understanding of code structure and semantics. Additionally, pointer analysis and other techniques could be applied directly to source code, rather than decompiled code, to further enhance the accuracy and effectiveness of vulnerability detection.

## 8 RELATED WORK

**Taint Analysis.** Taint analysis is a software security analysis method that aims to identify and analyze potential security vulnerabilities in programs. It is widely used for analysis in source code, web applications and Android programs. VulSlicer [73] and FICS [2] performed data flow analysis on the source and sink pairs in the source code. Merlin [45], Julian Thomé et al. [83] and JOZA [58] summarized artificial experience into rules and used heuristic methods to discover taint-style vulnerability in web applications. DroidSafe [28], SCANDAL [37] and AndroidLeaks [24] identified some API calls or callback functions as taint sources in Android programs to perform taint analysis. The main difference between taint analysis of binary programs and the above program types is the loss of information such as program semantics and code structure. Therefore, when implementing a binary taint analysis engine, more expert experience and more manual work are required. Specific binary taint analysis techniques are introduced in the next paragraph.

**Binary Vulnerability Analysis.** For vulnerability analysis of binary, there are both dynamic and static techniques. Dynamic techniques monitor unexpected behaviors of test targets as they execute test cases, such as fuzzing [7, 20, 42, 75, 99], concolic execution [14, 66, 78, 97], emulation analysis [13, 19, 33, 38, 51]. The results of dynamic analysis are reliable, but the test code coverage is low and the test execution depends on the specific operating environment. Binary execution environments vary depending on the operating system, architecture, and even peripherals. As a result, the application and performance of dynamic analysis is often limited. Static analysis techniques are suitable for binary analysis due to their high code test coverage and not limited to the execution environment. BootStomp [71], Saluki [29], Dtaint [10], Karonte [72], SATC [9], Arbiter [86] and Emtaint [11] techniques primarily leverage taint analysis combined with program analysis, symbol execution, and machine learning to analyze binary vulnerabilities. However, these methods commonly rely on human experience to define propagation and inspection rules. LATTE, on the other hand, is the first to propose a taint analysis technique combined with LLMs for binary vulnerability inspection, offering a novel approach that avoids the need for manual rule definition.

**LLM-assisted Code Analysis.** The LLM is a class of deep learning models that have significantly impacted natural language processing. In recent years, with the excellent code understanding ability of LLMs, they have been widely applied in code-related tasks, such as code generation [1, 22, 63, 96], patch generation [68, 77, 91, 92], and code summarization [3]. For code vulnerability analysis, it is often necessary to combine various program analysis techniques on the basis of LLMs' code understanding to conduct effective vulnerability auditing. For instance, FuzzGPT [17] and TitanFuzz [16] utilize the LLM to analyze existing code snippets and generate test cases to assist in API fuzzing. CODAMOSA [40] uses the LLM to analyze code coverage information and modify test cases to improve test coverage. Moreover, LLMDFA [?], inspired by summary-based data flow analysis, introduced the dadaflow analysis framework supported by LLM and explored the idea of LLM-assisted source code analysis. LLMSAN [?] further used the ideas of few-shot chain-of-thought and program properties to reduce the impact of LLM hallucination on the reliability of data flow analysis. Unlike these LLM-assisted analysis techniques, LATTE utilizes the LLM to assist static analysis and works on binaries that provide less code information than source code.

**Security Slicing.** Obtaining code snippets from a program for vulnerability analysis is a popular security analysis method. To reduce the time overhead of verifying warnings and improve inspection accuracy, the results of code slicing are often combined with other analysis and testing techniques for further verification. FuzzSlice [57] and Helium [35] used static analysis technology to construct compilable harnesses from source code slices, which are then subjected to vulnerability verification through fuzzing. SFuzz [8] implemented fuzzing on independent code snippets extracted from real-time operating systems binaries. These techniques must ensure that the code snippets not

only contain the entire input processing flow but also that the slicing result is compilable and executable. To address the constraints on the execution conditions of code snippets, Engler et al. [70] proposed under-constrained symbolic execution, allowing symbolic execution of any function without initializing any of its data structures or setting up any environment. However, this technique still faces challenges with loops, pointers and library function calls, affecting analysis accuracy. Our approach, LATTE, leverages the idea of taint analysis to slice the program and then utilizes LLMs for vulnerability analysis. By using LLMs, our approach reduces the dependency on the execution environment, alleviating the need for comprehensive environment setup and initialization. LLMs provide a deeper semantic understanding of the code, improving the identification and analysis of vulnerabilities within the sliced snippets. Combining taint analysis with LLMs allows for a more focused and relevant slicing, ensuring that the critical parts of the code related to potential vulnerabilities are included in the analysis.

## 9 CONCLUSION

This paper proposes LATTE, the first LLM-powered static binary taint analysis. Traditional taint analyzers rely on human expertise to manually define patterns and rules, and this manual nature severely limits the effectiveness and performance of the taint analysis technique. LATTE performs dangerous flow slicing by slicing vulnerable destinations back to external input sources. LATTE then combines code snippets to construct prompt sequences, leveraging LLMs' context-aware assistance and human-like understanding capabilities for code vulnerability inspection. Based on the substantial evaluations, LATTE outperforms the state of the art across all taint-style vulnerability types, such as buffer overflow and command injection. LATTE sheds light on the combination of program analysis and LLMs for vulnerability analysis.

## 10 ACKNOWLEDGEMENTS

We thank the anonymous reviewers for their valuable comments to improve our paper. This work was supported by Ant Group Postdoctoral Programme.

## REFERENCES

- [1] Wasi Uddin Ahmad, Saikat Chakraborty, Baishakhi Ray, and Kai-Wei Chang. 2021. Unified pre-training for program understanding and generation. *arXiv preprint arXiv:2103.06333* (2021).
- [2] Mansour Ahmadi, Reza Mirzazade farkhani, Ryan Williams, and Long Lu. 2021. Finding Bugs Using Your Own Code: Detecting Functionally-similar yet Inconsistent Code. In *30th USENIX Security Symposium (USENIX Security 21)*. USENIX Association, 2025–2040. <https://www.usenix.org/conference/usenixsecurity21/presentation/ahmadi>
- [3] Toufique Ahmed and Premkumar Devanbu. 2022. Few-shot training LLMs for project-specific code-summarization. *arXiv preprint arXiv:2207.04237* (2022).
- [4] Manos Antonakakis, Tim April, Michael Bailey, Matt Bernhard, Elie Bursztein, Jaime Cochran, Zakir Durumeric, J Alex Halderman, Luca Invernizzi, and Michalis Kallitsis. 2017. Understanding the mirai botnet. In *26th USENIX security symposium*. 1093–1110.
- [5] Sébastien Bubeck, Varun Chandrasekaran, Ronen Eldan, Johannes Gehrke, Eric Horvitz, Ece Kamar, Peter Lee, Yin Tat Lee, Yuanzhi Li, Scott Lundberg, Harsha Nori, Hamid Palangi, Marco Tulio Ribeiro, and Yi Zhang. 2023. Sparks of Artificial General Intelligence: Early experiments with GPT-4. *arXiv:2303.12712* [cs.CL]
- [6] Marcel Busch, Aravind Machiry, Chad Spensky, Giovanni Vigna, Christopher Kruegel, and Mathias Payer. 2023. Teezz: Fuzzing trusted applications on cots android devices. In *2023 IEEE Symposium on Security and Privacy (SP)*(SP). 220–235.
- [7] Jiongyi Chen, Wenrui Diao, Qingchuan Zhao, Chaoshun Zuo, Zhiqiang Lin, XiaoFeng Wang, Wing Cheong Lau, Menghan Sun, Ronghai Yang, and Kehuan Zhang. 2018. IoTfuzzer: Discovering Memory Corruptions in IoT Through App-based Fuzzing.. In *NDSS*.
- [8] Libo Chen, Quanpu Cai, Zhenbang Ma, Yanhao Wang, Hong Hu, Minghang Shen, Yue Liu, Shanqing Guo, Haixin Duan, Kaida Jiang, and Zhi Xue. 2022. SFuzz: Slice-based Fuzzing for Real-Time Operating Systems. In *Proceedings*



- of the 2022 ACM SIGSAC Conference on Computer and Communications Security (Los Angeles, CA, USA) (CCS '22). Association for Computing Machinery, New York, NY, USA, 485–498. <https://doi.org/10.1145/3548606.3559367>
- [9] Libo Chen, Yanhao Wang, Quanpu Cai, Yunfan Zhan, Hong Hu, Jiaqi Linghu, Qinsheng Hou, Chao Zhang, Haixin Duan, and Zhi Xue. 2021. Sharing More and Checking Less: Leveraging Common Input Keywords to Detect Bugs in Embedded Systems.. In *USENIX Security Symposium*. 303–319.
  - [10] Kai Cheng, Qiang Li, Lei Wang, Qian Chen, Yaowen Zheng, Limin Sun, and Zhenkai Liang. 2018. DTaint: detecting the taint-style vulnerability in embedded device firmware. In *2018 48th Annual IEEE/IFIP International Conference on Dependable Systems and Networks (DSN)*. IEEE, 430–441.
  - [11] Kai Cheng, Yaowen Zheng, Tao Liu, Le Guan, Peng Liu, Hong Li, Hongsong Zhu, Kejiang Ye, and Limin Sun. 2023. Detecting Vulnerabilities in Linux-based Embedded Firmware with SSE-based On-demand Alias Analysis. In *2023 ACM SIGSOFT International Symposium on Software Testing and Analysis*. ACM.
  - [12] Jake Christensen, Ionut Mugurel Anghel, Rob Taglang, Mihai Chiroiu, and Radu Sion. 2020. DECAF: Automatic, Adaptive De-bloating and Hardening of COTS Firmware. In *29th USENIX Security Symposium (USENIX Security 20)*. USENIX Association, 1713–1730. <https://www.usenix.org/conference/usenixsecurity20/presentation/christensen>
  - [13] Abraham A Clements, Eric Gustafson, Tobias Scharnowski, Paul Grosen, David Fritz, Christopher Kruegel, Giovanni Vigna, Saurabh Bagchi, and Mathias Payer. 2020. HALucinator: Firmware re-hosting through abstraction layer emulation. In *29th USENIX Security Symposium (USENIX Security 20)*. 1201–1218.
  - [14] Emilio Coppa, and Camil Demetrescu. 2022. Symfusion: hybrid instrumentation for concolic execution. In *Proceedings of the 37th IEEE/ACM International Conference on Automated Software Engineering*. 1–12.
  - [15] DAIR.AI. 2024. Prompt Engineering Guide. <https://www.promptingguide.ai/techniques/fewshot>. Accessed 2024-6-1.
  - [16] Yinlin Deng, Chunqiu Steven Xia, Haoran Peng, Chenyuan Yang, and Lingming Zhang. 2023. Large Language Models are Zero-Shot Fuzzers: Fuzzing Deep-Learning Libraries via Large Language Models. In *Proceedings of the 32nd ACM SIGSOFT International Symposium on Software Testing and Analysis*. 423–435.
  - [17] Yinlin Deng, Chunqiu Steven Xia, Chenyuan Yang, Shizhuo Dylan Zhang, Shujing Yang, and Lingming Zhang. 2023. Large language models are edge-case fuzzers: Testing deep learning libraries via fuzzgpt. *arXiv preprint arXiv:2304.02014* (2023).
  - [18] Edsger W Dijkstra. 2002. *Ewd 1308: What led to “notes on structured programming”*. Springer.
  - [19] Bo Feng, Alejandro Mera, and Long Lu. 2020. P2IM: Scalable and hardware-independent firmware testing via automatic peripheral interface modeling. In *29th USENIX Security Symposium (USENIX Security 20)*. 1237–1254.
  - [20] Xiaotao Feng, Ruoxi Sun, Xiaogang Zhu, Minhui Xue, Sheng Wen, Dongxi Liu, Surya Nepal, and Yang Xiang. 2021. Snipuzz: Black-box fuzzing of iot firmware via message snippet inference. In *Proceedings of the 2021 ACM SIGSAC Conference on Computer and Communications Security*. 337–350.
  - [21] NSA Center for Assured Software. 2017. Juliet C/C++ 1.3. <https://samate.nist.gov/SARD/test-suites/112>. Accessed 2023-5-1.
  - [22] Daniel Fried, Armen Aghajanyan, Jessy Lin, Sida Wang, Eric Wallace, Freda Shi, Ruiqi Zhong, Wen-tau Yih, Luke Zettlemoyer, and Mike Lewis. 2022. InCoder: A generative model for code infilling and synthesis. *arXiv preprint arXiv:2204.05999* (2022).
  - [23] Peter Garba and Matteo Favaro. 2019. Saturn-software deobfuscation framework based on llvm. In *Proceedings of the 3rd ACM Workshop on Software Protection*. 27–38.
  - [24] Clint Gibler, Jonathan Crussell, Jeremy Erickson, and Hao Chen. 2012. Androidleaks: Automatically detecting potential privacy leaks in android applications on a large scale. In *Trust and Trustworthy Computing: 5th International Conference, TRUST 2012, Vienna, Austria, June 13-15, 2012. Proceedings 5*. Springer, 291–307.
  - [25] Github. 2023. CodeQL. <https://codeql.github.com/>. Accessed 2023-5-1.
  - [26] Github. 2023. OpenSSL. <https://github.com/openssl/openssl>. Accessed 2023-5-1.
  - [27] Github. 2024. Joern. <https://joern.io/>. Accessed 2024-5-12.
  - [28] Michael I Gordon, Deokhwan Kim, Jeff H Perkins, Limei Gilham, Nguyen Nguyen, and Martin C Rinard. 2015. Information flow analysis of android applications in droidsafe.. In *NDSS*, Vol. 15. 110.
  - [29] Ivan Gotovchits, Rijnard Van Tonder, and David Brumley. 2018. Saluki: finding taint-style vulnerabilities with static property checking. In *Proceedings of the NDSS Workshop on Binary Analysis Research*, Vol. 2018.
  - [30] Qi Guo, Junming Cao, Xiaofei Xie, Shangqing Liu, Xiaohong Li, Bihuan Chen, and Xin Peng. 2024. Exploring the potential of chatgpt in automated code refinement: An empirical study. In *Proceedings of the 46th IEEE/ACM International Conference on Software Engineering*. 1–13.
  - [31] H. Han, J. Kyea, Y. Jin, J. Kang, B. Pak, and I. Yun. 2023. QueryX: Symbolic Query on Decompiled Code for Finding Bugs in COTS Binaries. In *2023 2023 IEEE Symposium on Security and Privacy (SP) (SP)*. IEEE Computer Society, Los Alamitos, CA, USA, 3279–3295. <https://doi.org/10.1109/SP46215.2023.00064>
  - [32] Jingxuan He and Martin Vechev. 2023. Large language models for code: Security hardening and adversarial testing. In *Proceedings of the 2023 ACM SIGSAC Conference on Computer and Communications Security*. 1865–1879.



- [33] Grant Hernandez, Marius Muench, Dominik Maier, Alyssa Milburn, Shinjo Park, Tobias Scharnowski, Tyler Tucker, Patrick Traynor, and Kevin Butler. 2022. FIRMWARE: Transparent dynamic analysis for cellular baseband firmware. In *Network and Distributed Systems Security Symposium (NDSS) 2022*.
- [34] ISO. 2022. ISO/IEC 27001. <https://www.iso.org/standard/27001>. Accessed 2024-8-1.
- [35] Ashwin Kallingal Joshy, Xueyuan Chen, Benjamin Steenhoek, and Wei Le. 2021. Validating static warnings via testing code fragments. In *Proceedings of the 30th ACM SIGSOFT International Symposium on Software Testing and Analysis (Virtual, Denmark) (ISSTA 2021)*. Association for Computing Machinery, New York, NY, USA, 540–552. <https://doi.org/10.1145/3460319.3464832>
- [36] Sungmin Kang, Juyeon Yoon, and Shin Yoo. 2023. Large language models are few-shot testers: Exploring llm-based general bug reproduction. In *2023 IEEE/ACM 45th International Conference on Software Engineering (ICSE)*. IEEE, 2312–2323.
- [37] Jinyung Kim, Yongho Yoon, Kwangkeun Yi, Junbum Shin, and SWRD Center. 2012. ScanDal: Static analyzer for detecting privacy leaks in android applications. *MoST* 12, 110 (2012), 1.
- [38] Mingun Kim, Dongkwan Kim, Eunsoo Kim, Suryeon Kim, Yeongjin Jang, and Yongdae Kim. 2020. Firmae: Towards large-scale emulation of iot firmware for dynamic analysis. In *Annual computer security applications conference*. 733–745.
- [39] R. Langner. 2011. Stuxnet: Dissecting a Cyberwarfare Weapon. *IEEE Security Privacy* 9, 3 (2011), 49–51.
- [40] Caroline Lemieux, Jeevana Priya Inala, Shuvendu K Lahiri, and Siddhartha Sen. 2023. CODAMOSA: Escaping coverage plateaus in test generation with pre-trained large language models. In *International conference on software engineering (ICSE)*.
- [41] Haonan Li, Yu Hao, Yizhuo Zhai, and Zhiyun Qian. 2023. Assisting static analysis with large language models: A chatgpt experiment. In *Proceedings of the 31st ACM Joint European Software Engineering Conference and Symposium on the Foundations of Software Engineering*. 2107–2111.
- [42] Wenqiang Li, Jiameng Shi, Fengjun Li, Jingqiang Lin, Wei Wang, and Le Guan. 2022. uAFL: Non-Intrusive Feedback-Driven Fuzzing for Microcontroller Firmware. In *Proceedings of the 44th International Conference on Software Engineering (Pittsburgh, Pennsylvania) (ICSE '22)*. Association for Computing Machinery, New York, NY, USA, 1–12. <https://doi.org/10.1145/3510003.3510208>
- [43] Puzhuo Liu, Dongliang Fang, Chuan Qin, Kai Cheng, Shichao Lv, Hongsong Zhu, and Limin Sun. 2022. Finding Vulnerabilities in Internal-binary of Firmware with Clues. In *ICC 2022-IEEE International Conference on Communications*. IEEE, 5397–5402.
- [44] Puzhuo Liu, Yaowen Zheng, Chengnian Sun, Chuan Qin, Dongliang Fang, Mingdong Liu, and Limin Sun. 2024. FITS: Inferring Intermediate Taint Sources for Effective Vulnerability Analysis of IoT Device Firmware. In *Proceedings of the 28th ACM International Conference on Architectural Support for Programming Languages and Operating Systems, Volume 4 (<conf-loc>, <city>Vancouver</city>, <state>BC</state>, <country>Canada</country>, </conf-loc>) (ASPLOS '23)*. Association for Computing Machinery, New York, NY, USA, 138–152. <https://doi.org/10.1145/3623278.3624759>
- [45] Benjamin Livshits, Aditya V. Nori, Sriram K. Rajamani, and Anindya Banerjee. 2009. Merlin: specification inference for explicit information flow problems. *SIGPLAN Not.* 44, 6 (jun 2009), 75–86. <https://doi.org/10.1145/1543135.1542485>
- [46] Matias Madou, Ludo Van Put, and Koen De Bosschere. 2006. Loco: An interactive code (de) obfuscation tool. In *Proceedings of the 2006 ACM SIGPLAN symposium on Partial evaluation and semantics-based program manipulation*. 140–144.
- [47] Abdalla Wasef Marashdih, Zarul Fitri Zaaba, and Khaled Suwais. 2023. An enhanced static taint analysis approach to detect input validation vulnerability. *Journal of King Saud University-Computer and Information Sciences* 35, 2 (2023), 682–701.
- [48] Gary McGraw. 2006. Software security. *Building security in* (2006).
- [49] Ruijie Meng, Martin Mirchev, Marcel Bohme, and Abhik Roychoudhury. 2024. Large Language Model guided Protocol Fuzzing. In *Proceedings of the 31st Annual Network and Distributed System Security Symposium (NDSS)*.
- [50] Xiaozhu Meng and Barton P Miller. 2016. Binary code is not easy. In *Proceedings of the 25th International Symposium on Software Testing and Analysis*. 24–35.
- [51] Alejandro Mera, Bo Feng, Long Lu, and Engin Kirda. 2021. DICE: Automatic emulation of dma input channels for dynamic firmware analysis. In *2021 IEEE Symposium on Security and Privacy (SP)*. IEEE, 1938–1954.
- [52] Mitre. 2023. Common Vulnerability Enumeration. <https://cve.mitre.org/>. Accessed 2023-5-1.
- [53] Mitre. 2023. Common Weakness Enumeration. <https://cwe.mitre.org/>. Accessed 2023-5-1.
- [54] Mitre. 2024. Cryptographic Issues. <https://cwe.mitre.org/data/definitions/310.html>. Accessed 2024-8-1.
- [55] Mitre. 2024. CWE CATEGORY: Business Logic Errors. <https://cwe.mitre.org/data/definitions/840.html>. Accessed 2024-8-1.
- [56] Mitre. 2024. Race Condition. <https://cwe.mitre.org/data/definitions/362.html>. Accessed 2024-8-1.

- [57] Aniruddhan Murali, Noble Mathews, Mahmoud Alfadel, Meiyappan Nagappan, and Meng Xu. 2024. FuzzSlice: Pruning False Positives in Static Analysis Warnings through Function-Level Fuzzing. In *Proceedings of the IEEE/ACM 46th International Conference on Software Engineering* (<conf-loc>, <city>Lisbon</city>, <country>Portugal</country>, </conf-loc>) (ICSE '24). Association for Computing Machinery, New York, NY, USA, Article 65, 13 pages. <https://doi.org/10.1145/3597503.3623321>
- [58] Abbas Naderi-Afooshteh, Anh Nguyen-Tuong, Mandana Bagheri-Marzizarani, Jason D Hiser, and Jack W Davidson. 2015. Joza: Hybrid taint inference for defeating web application sql injection attacks. In *2015 45th Annual IEEE/IFIP International Conference on Dependable Systems and Networks*. IEEE, 172–183.
- [59] NIST. 2020. NIST SP 800-53. <https://csrc.nist.gov/pubs/sp/800/53/r5/upd1/final>. Accessed 2024-8-1.
- [60] NSA. 2023. Ghidra. <https://ghidra-sre.org>. Accessed 2023-5-1.
- [61] OPENAI. 2023. GPT-4.0. [hhttps://platform.openai.com](https://platform.openai.com). Accessed 2023-5-1.
- [62] OpenAI. 2023. Tokenizer. <https://platform.openai.com/tokenizer>. Accessed 2023-5-1.
- [63] Hammond Pearce, Baleegh Ahmad, Benjamin Tan, Brendan Dolan-Gavitt, and Ramesh Karri. 2022. Asleep at the keyboard? assessing the security of github copilot’s code contributions. In *2022 IEEE Symposium on Security and Privacy (SP)*. IEEE, 754–768.
- [64] Neil Perry, Megha Srivastava, Deepak Kumar, and Dan Boneh. 2022. Do Users Write More Insecure Code with AI Assistants? *arXiv preprint arXiv:2211.03622* (2022).
- [65] Jannik Pewny, Behrad Garmany, Robert Gawlik, Christian Rossow, and Thorsten Holz. 2015. Cross-architecture bug search in binary executables. In *2015 IEEE Symposium on Security and Privacy*. IEEE, 709–724.
- [66] Sebastian Poepplau and Aurélien Francillon. 2020. Symbolic execution with SymCC: Don’t interpret, compile!. In *29th USENIX Security Symposium (USENIX Security 20)*, 181–198.
- [67] Marios Pomonis, Theofilos Petsios, Kangkook Jee, Michalis Polychronakis, and Angelos D. Keromytis. 2014. IntFlow: improving the accuracy of arithmetic error detection using information flow tracking. In *Proceedings of the 30th Annual Computer Security Applications Conference* (New Orleans, Louisiana, USA) (ACSAC '14). Association for Computing Machinery, New York, NY, USA, 416–425. <https://doi.org/10.1145/2664243.2664282>
- [68] Julian Aron Prenner, Hlib Babii, and Romain Robbes. 2022. Can OpenAI’s codex fix bugs? an evaluation on QuixBugs. In *Proceedings of the Third International Workshop on Automated Program Repair*. 69–75.
- [69] Rui Qiao and R Sekar. 2017. Function interface analysis: A principled approach for function recognition in COTS binaries. In *2017 47th Annual IEEE/IFIP International Conference on Dependable Systems and Networks (DSN)*. IEEE, 201–212.
- [70] David A. Ramos and Dawson Engler. 2015. Under-Constrained Symbolic Execution: Correctness Checking for Real Code. In *24th USENIX Security Symposium (USENIX Security 15)*. USENIX Association, Washington, D.C., 49–64. <https://www.usenix.org/conference/usenixsecurity15/technical-sessions/presentation/ramos>
- [71] Nilo Redini, Aravind Machiry, Dipanjan Das, Yanick Fratantonio, Antonio Bianchi, Eric Gustafson, Yan Shoshitaishvili, Christopher Kruegel, and Giovanni Vigna. 2017. BootStomp: On the security of bootloaders in mobile devices. In *26th USENIX Security Symposium (USENIX Security 17)*, 781–798.
- [72] Nilo Redini, Aravind Machiry, Ruoyu Wang, Chad Spensky, Andrea Continella, Yan Shoshitaishvili, Christopher Kruegel, and Giovanni Vigna. 2020. Karonte: Detecting insecure multi-binary interactions in embedded firmware. In *2020 IEEE Symposium on Security and Privacy (SP)*. IEEE, 1544–1561.
- [73] Solmaz Salimi and Mehdi Kharrazi. 2022. VulSlicer: Vulnerability detection through code slicing. *Journal of Systems and Software* 193 (2022), 111450. <https://doi.org/10.1016/j.jss.2022.111450>
- [74] Haziq Bin Sanib, Tan Joven, Tee Kai Guan, Sree Vathsan, and Toh Zheng Hong Shawn. 2022. Ghost. <https://github.com/tthtlc/source-sink-ghidra>. Accessed 2023-5-1.
- [75] Tobias Scharnowski, Nils Bars, Moritz Schloegel, Eric Gustafson, Marius Muench, Giovanni Vigna, Christopher Kruegel, Thorsten Holz, and Ali Abbasi. 2022. Fuzzware: Using Precise MMIO Modeling for Effective Firmware Fuzzing. In *31st USENIX Security Symposium (USENIX Security 22)*, 1239–1256.
- [76] Yan Shoshitaishvili, Ruoyu Wang, Christopher Salls, Nick Stephens, Mario Polino, Andrew Dutcher, John Grosen, Siji Feng, Christophe Hauser, Christopher Kruegel, and Giovanni Vigna. 2016. SOK: (State of) The Art of War: Offensive Techniques in Binary Analysis. In *2016 IEEE Symposium on Security and Privacy (SP)*, 138–157. <https://doi.org/10.1109/SP.2016.17>
- [77] Dominik Sobania, Martin Briesch, Carol Hanna, and Justyna Petke. 2023. An analysis of the automatic bug fixing performance of chatgpt. *arXiv preprint arXiv:2301.08653* (2023).
- [78] Nick Stephens, John Grosen, Christopher Salls, Andrew Dutcher, Ruoyu Wang, Jacopo Corbetta, Yan Shoshitaishvili, Christopher Kruegel, and Giovanni Vigna. 2016. Driller: Augmenting fuzzing through selective symbolic execution.. In *NDSS*, Vol. 16. 1–16.
- [79] Yulei Sui. 2024. Static Value-Flow Analysis Framework for Source Code. <https://github.com/SVF-tools/SVF>. Accessed 2024-5-1.

- [80] Weisong Sun, Chunrong Fang, Yudu You, Yun Miao, Yi Liu, Yuekang Li, Gelei Deng, Shenghan Huang, Yuchen Chen, Quanjun Zhang, Hanwei Qian, Yang Liu, and Zhenyu Chen. 2023. Automatic Code Summarization via ChatGPT: How Far Are We? *arXiv:2305.12865* [cs.SE]
- [81] Joshua Henrina Sundjaja, Rijen Shrestha, and Kewal Krishan. 2023. McNemar And Mann-Whitney U Tests. <https://www.ncbi.nlm.nih.gov/books/NBK560699/>. Accessed 2024-8-1.
- [82] Nigar M Shafiq Surameery and Mohammed Y Shakor. 2023. Use chat gpt to solve programming bugs. *International Journal of Information Technology & Computer Engineering (IJITC) ISSN: 2455-5290* 3, 01 (2023), 17–22.
- [83] Julian Thomé, Lwin Khin Shar, Domenico Bianculli, and Lionel Briand. 2018. Security slicing for auditing common injection vulnerabilities. *Journal of Systems and Software* 137 (2018), 766–783. <https://doi.org/10.1016/j.jss.2017.02.040>
- [84] Ramtine Tofghi-Shirazi, Irina-Mariuca Asavae, Philippe Elbaz-Vincent, and Thanh-Ha Le. 2019. Defeating opaque predicates statically through machine learning and binary analysis. In *Proceedings of the 3rd ACM Workshop on Software Protection*. 3–14.
- [85] Omer Tripp, Marco Pistoia, Stephen J. Fink, Manu Sridharan, and Omri Weisman. 2009. TAJ: effective taint analysis of web applications. *SIGPLAN Not.* 44, 6 (jun 2009), 87–97. <https://doi.org/10.1145/1543135.1542486>
- [86] Jayakrishna Vadayath, Moritz Eckert, Kyle Zeng, Nicolaas Weideman, Gokulkrishna Praveen Menon, Yanick Fratantonio, Davide Balzarotti, Adam Doupe, Tiffany Bao, Ruoyu Wang, et al. 2022. Arbitrator: Bridging the Static and Dynamic Divide in Vulnerability Discovery on Binary Programs. In *31st USENIX Security Symposium (USENIX Security 22)*. 413–430.
- [87] Aurélien Vasselle, Philippe Maurine, and Maxime Cozzi. 2019. Breaking mobile firmware encryption through near-field side-channel analysis. In *Proceedings of the 3rd ACM Workshop on Attacks and Solutions in Hardware Security Workshop*. 23–32.
- [88] Nalin Wadhwa, Jui Pradhan, Atharv Sonwane, Surya Prakash Sahu, Nagarajan Natarajan, Aditya Kanade, Suresh Parthasarathy, and Sriram Rajamani. 2023. Frustrated with code quality issues? llms can help! *arXiv preprint arXiv:2309.12938* (2023).
- [89] Jules White, Quchen Fu, Sam Hays, Michael Sandborn, Carlos Olea, Henry Gilbert, Ashraf Elnashar, Jesse Spencer-Smith, and Douglas C Schmidt. 2023. A prompt pattern catalog to enhance prompt engineering with chatgpt. *arXiv preprint arXiv:2302.11382* (2023).
- [90] Yi Wu, Nan Jiang, Hung Viet Pham, Thibaud Lutellier, Jordan Davis, Lin Tan, Petr Babkin, and Sameena Shah. 2023. How Effective Are Neural Networks for Fixing Security Vulnerabilities. In *Proceedings of the 32nd ACM SIGSOFT International Symposium on Software Testing and Analysis (Seattle, WA, USA) (ISSTA 2023)*. Association for Computing Machinery, New York, NY, USA, 1282–1294. <https://doi.org/10.1145/3597926.3598135>
- [91] Chunqiu Steven Xia and Lingming Zhang. 2022. Less training, more repairing please: revisiting automated program repair via zero-shot learning. In *Proceedings of the 30th ACM Joint European Software Engineering Conference and Symposium on the Foundations of Software Engineering*. 959–971.
- [92] Chunqiu Steven Xia and Lingming Zhang. 2023. Conversational automated program repair. *arXiv preprint arXiv:2301.13246* (2023).
- [93] Chunqiu Steven Xia and Lingming Zhang. 2023. Keep the Conversation Going: Fixing 162 out of 337 bugs for 0.42 each using ChatGPT. *arXiv preprint arXiv:2304.00385* (2023).
- [94] Fabian Yamaguchi, Alwin Maier, Hugo Gascon, and Konrad Rieck. 2015. Automatic inference of search patterns for taint-style vulnerabilities. In *2015 IEEE Symposium on Security and Privacy*. IEEE, 797–812.
- [95] Burak Yetiştirten, Işık Özsoy, Miray Ayerdem, and Eray Tüzün. 2023. Evaluating the Code Quality of AI-Assisted Code Generation Tools: An Empirical Study on GitHub Copilot, Amazon CodeWhisperer, and ChatGPT. *arXiv preprint arXiv:2304.10778* (2023).
- [96] Burak Yetiştirten, Isik Ozsoy, and Eray Tuzun. 2022. Assessing the quality of GitHub copilot’s code generation. In *Proceedings of the 18th International Conference on Predictive Models and Data Analytics in Software Engineering*. 62–71.
- [97] Insu Yun, Sangho Lee, Meng Xu, Yeongjin Jang, and Taesoo Kim. 2018. QSYM: A practical concolic execution engine tailored for hybrid fuzzing. In *27th USENIX Security Symposium (USENIX Security 18)*. 745–761.
- [98] Zhuo Zhang, Yapeng Ye, Wei You, Guanhong Tao, Wen-chuan Lee, Yonghwi Kwon, Younsa Aafer, and Xiangyu Zhang. 2021. Osprey: Recovery of variable and data structure via probabilistic analysis for stripped binary. In *2021 IEEE Symposium on Security and Privacy (SP)*. IEEE, 813–832.
- [99] Yaowen Zheng, Ali Davanian, Heng Yin, Chengyu Song, Hongsong Zhu, and Limin Sun. 2019. FIRM-AFL: High-Throughput greybox fuzzing of IoT firmware via augmented process emulation. In *28th USENIX Security Symposium (USENIX Security 19)*. 1099–1114.