

# Boosting Client Selection of Federated Learning under Device and Data Heterogeneity

Shuaijun Chen<sup>1</sup>, Omid Tavallaie<sup>1</sup>, Michael Henri Hambali<sup>1</sup>,  
Seid Miad Zandavi<sup>2</sup>, Hamed Haddadi<sup>3</sup>, Song Guo<sup>4</sup>, Albert Y. Zomaya<sup>1</sup>

<sup>1</sup>School of Computer Science, The University of Sydney, Australia

<sup>2</sup>The Broad Institute of MIT and Harvard, USA

<sup>3</sup>Imperial College London, UK

<sup>4</sup>The Hong Kong University of Science and Technology, HK

{sche5840, mham7549}@uni.sydney.edu.au, {omid.tavallaie, albert.zomaya}@sydney.edu.au

szandavi@broadinstitute.org, h.haddadi@imperial.ac.uk, songguo@cse.ust.hk

**Abstract**—Federated learning (FL) is a promising distributed learning framework designed for privacy-aware applications of resource-constrained devices. Without sharing data, FL trains a model on each device locally and builds the global model on the server by aggregating the trained models. To reduce the communication overhead, only a portion of client devices participate in each round of training. Random selection is the most common way of selecting client devices for training data in a round of FL. However, random client selection uses distributed data and computational resources inefficiently, as it does not take into account the hardware specifications and data distribution among clients. This paper proposes FedGRA, an adaptive fair client selection algorithm designed for FL applications with unbalanced, non-Identically and Independently Distributed (IID) data running on client devices with heterogeneous computing resources. FedGRA dynamically adjusts the set of selected clients at each round of training based on clients' trained models and their available computational resources. To find an optimal solution, we model the client selection problem of FL as a multi-objective optimization by using Grey Relational Analysis (GRA) theory. To examine the performance of our proposed method, we implement our contribution on Amazon Web Services (AWS) by using 50 Elastic Compute Cloud (EC2) instances with 4 different hardware configurations. The evaluation results reveal that our contribution improves convergence significantly and reduces the average client's waiting time compared to state-of-the-art methods.

**Index Terms**—Federated Learning (FL), Client Selection, Grey Relational Analysis (GRA)

## I. INTRODUCTION

Neural Networks (NN) have become a widely used approach in Computer Vision (CV) and Natural Language Processing (NLP) today. Traditionally, model training involved gathering task-related data and centralized training on high-performance data centers. However, recent advancements in mobile computing have made it possible to generate large amounts of data and run complex Machine Learning (ML) algorithms on mobile devices. For instance, tasks like autonomous driving and speech recognition often require training data sets reaching terabytes in size. Generating training data continuously on millions of mobile devices [1] makes centralized training approaches infeasible due to the significant increase in communication costs. Besides, centralized approaches cannot be

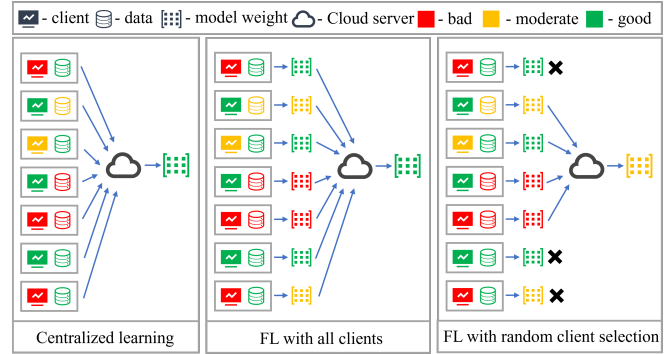


Fig. 1: Participation of clients with heterogeneous data and hardware in the training process of 1) traditional centralized training, 2) federated learning, and 3) federated learning with client selection.

applied to applications that use sensitive data (e.g., health applications), as they compromise user privacy by collecting and uploading user data into a centralized server.

In 2017, McMahan et al. proposed Federated Learning (FL) [2] as a privacy-aware distributed ML framework designed for decentralized NN training. Without sharing raw data, FL trains models locally on client devices and then uploads them to a central server for aggregation. Nevertheless, decentralized model training requires expensive communication costs on both the server and the client sides [3]. For applications with a huge number of client devices (such as Google's Gboard [4]), the vanilla Federated Averaging (FedAVG) [2] randomly picks a limited number of clients [5] in different training rounds to mitigate the training cost and communication overhead. Fig. 1 compares the participation of client devices in the training process of centralized and federating training (with and without client selection). As shown in this figure, under device and data heterogeneity, random selection of client devices results in wasting the computational resources and increasing the number of rounds caused by selecting resource-scare devices with poor data quality. In non-Identically and Independently Distributed (IID) data settings, the local dataset of a given client is not representative of the population distribution. As a result, the trained local models of two

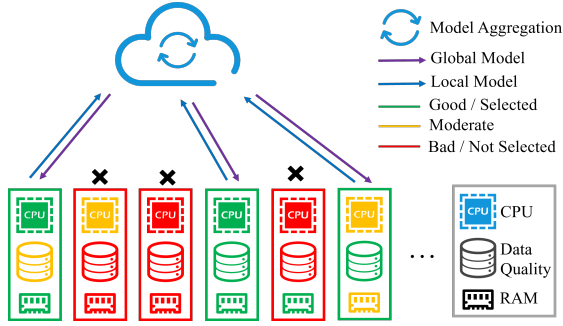


Fig. 2: An optimal selection for 50% of clients in a round of training by considering computational resources and data quality.

client devices may contribute considerably different in the aggregation process for building the global model [6]. Under device heterogeneity, random client selection increases the average training time of an FL round. As an example, without considering computational resources, selecting client devices with less powerful processors increases the required time for a round of training as the server cannot start the aggregation before receiving local models from all clients. Furthermore, relying on random client selection may result in certain clients being excluded from the training process for extended periods of time. Therefore, labels can become excessively overfitted, discouraging clients and ultimately prompting them to lose interest in training. Fig. 2 shows an example of the optimal solution for selecting 50% of clients when data quality and computational resources vary among different devices.

Based on the above-mentioned issues, designing an efficient client selection algorithm for FL is in great demand. To address this challenge, various approaches have been explored. For instance, reinforcement learning [7] models can be trained to help the server makes efficient decisions, or game-theory approaches can be used to find an optimal solution in the Pareto frontier among participating clients. However, it's important to note that while these methods can be effective, they are challenging to implement, demanding significant computational resources, inflexible in certain scenarios, and reliant on specific evaluation metrics.

In this paper, by considering data and computational resources heterogeneity, we employ the Grey Relational Analysis (GRA) theory to design FedGRA, a fair client selection algorithm for applications of FL with non-IID data. Our proposed method considers the client selection problem of FL as a grey system by defining customized metrics based on the available CPU and RAM resources of the mobile device, the training loss of the local model, and the weight deviation between the local and global models. To guarantee fairness, FedGRA keeps the participation rate of each client device higher than a predefined threshold. The main contributions of our work are summarized as follows:

1) By conducting an extensive set of experiments in a real testbed, we find the most important criteria that impact the performance of FL's client selection algorithms under data and

device heterogeneity.

2) We analyze the stability issue of FL client selection and show how data distribution and client participation rate affect the stability of the test accuracy.

3) We introduce a lightweight and flexible method with low communication overhead to improve the accuracy results and reduce the average time of an FL's round.

4) By using the TensorFlow library, we implement FedGRA in Python to compare its performance with state-of-the-art methods. To evaluate our contribution in a real industrial environment, we use fifty Amazon Elastic Compute Cloud (EC2) instances with 4 different types of hardware specifications.

The remainder of this paper is organized as follows: section II discusses related work. Section III explains the most important criteria that impact the performance of FL's client selection. Section IV introduces FedGRA and the metrics used for the client selection. Section V shows how GRA theory can be used for finding the optimal solution. Section VI is about implementing FedGRA and state-of-the-art methods, evaluating their performance, and analyzing the results. Finally, section VII concludes this paper.

## II. RELATED WORK

McMahan et al. introduced FedAVG in [2] as a decentralized and privacy-conscious model training approach. The efficiency of FedAVG is notably impacted when only a subset of clients participate in each training round. The primary goals of client selection methods are to enhance model performance with limited clients and reduce communication costs. Common client selection approaches involve either 1) assessing and selecting clients based on specific metrics like hardware performance, communication costs, and training loss [8]–[10], or 2) considering clients' contributions to the training process [11], [12]. Selection strategies often encompass game theory [13]–[16], as well as reinforcement learning [7].

In FL scenarios with non-IID data, clients can have entirely different local data that does not represent the overall dataset distribution [17]. As a result, the accuracy of the global model significantly diminishes compared to scenarios with IID data. Various methods have been developed to reduce the impact of data non-IIDness [18] by considering the discrepancy between the optimal values of global and weighted local objective functions. To mitigate the influence of non-IID data, [19]–[21] constrain local updates to remain within proximity of the initial global model. [22] shares and personalizes auxiliary tasks, and [23], [24] learn the global task based on client data to increase the generalization ability of the global model. In client selection methods, training loss serves as a crucial metric. [25] demonstrated that higher loss leads to a higher gradient. Based on this, [9], [13], [14], [26] select clients with higher local loss. [11], [12], [27] assess client contributions by taking into account label significance, computational resources, and the local model's accuracy. Additionally, [28] utilizes the standard deviation of data to represent the level of data non-IIDness.

Device disparities cause prolonged waits between high-performance clients and those with limited computational

capabilities, slowing down training speed with a significant performance gap. To improve the training efficiency, [8] uses the client training time cost to represent the client’s computational resources. Inconsistent with dropping clients out of the given budget, [29] adjusts the local workload of the clients and limits the unsatisfied updates from incapable devices. To totally remove the waiting time, [30] allow clients to join or exit federated learning at any time and [31]–[35] update the model asynchronously.

To increase the generalization of the global model, [36] changes the weight between clients dynamically to make a balance between training speed and global model quality. Nevertheless, client devices with extremely limited computational performance may still not be able to participate in training for a long period. To improve the fairness for the client’s participation in training, [15] proposes RBCS-F to guarantee that the probability of each client participation is higher than a threshold. Besides, this work adjusts the aggregated model’s weights of the low-performance clients to improve their contribution to the global model. [37] focuses on the worst-performing client and [38] guarantees fairness based on client contribution to avoid the global model being over-fitted to a group of clients.

### III. PROBLEM STATEMENT

To find the most important factors that affect the accuracy of the global model and the average client’s waiting time, we conduct extensive sets of experiments in our testbed by using 50 EC2 instances of Amazon AWS cloud services with 4 different hardware configurations. In this section, we explain the main criteria and problems that impact the performance of client selection algorithms under data and device heterogeneity.

#### A. Clients with Heterogeneous Computational Resources

To reduce the energy consumption of client devices and communication costs, a small subset of clients with varying computational resources (including GPU, CPU, and RAM) is chosen for each training round. However, in vanilla federated learning, global model aggregation doesn’t begin until updates are received from all client devices. As a result, the waiting time (**the time gap between finishing training the local model on clients with the most and the least computational resources with roughly the same amount of training data**) depends on devices with the least computational resources. Fig. 3 shows the average training time for four different AWS EC2 instance types. As shown in this figure, the training time for an *xlarge* instance is around half of that for a *small* instance. By selecting client devices with more powerful computational resources (such as *xlarge* instances), more rounds of FL training could be run in a fixed period of time. As a result, the accuracy of the global model is increased.

#### B. Non-IID Data

In non-IID data scenarios of FL, clients have training data for different classes. As an example, Fig. 4 shows a non-IID data distribution for the image classification problem of MNIST dataset [39], [40] under random client selection. As

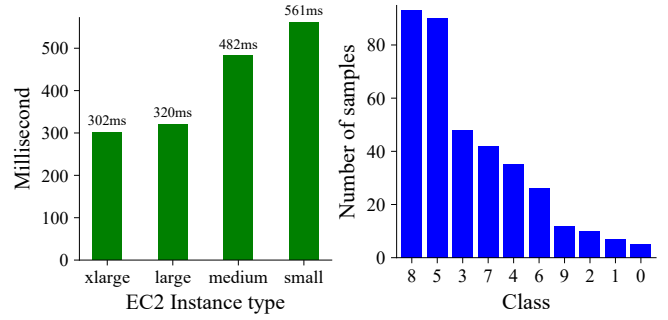
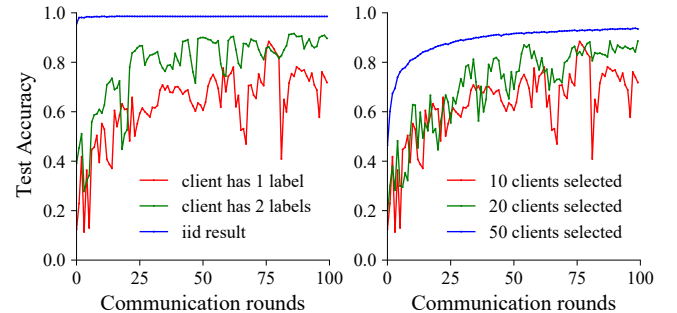


Fig. 3: Training time for different Amazon EC2 instances.

Fig. 4: The long tail distribution for the number of samples per class.

shown in this figure, the whole distributed data set used in a round of training is unbalanced (different classes have varied numbers of images), following a long-tail distribution [40], [41]. In non-IID data scenarios, some classes being excessively over-fitted in one training round while the entire set of all classes are failed to be covered. For instance, in Fig. 4, the number of samples for class 8 is many more than the total number of samples for classes 0, 1, and 2. In this setting, by reducing the number of selected clients, more rounds of training are required to achieve the same test accuracy. To assess this problem, we vary the data distribution and the number of selected clients in our experiments. As shown in Fig. 5a, the test accuracy of the global model drops significantly as the number of labels assigned to each client decreases. When each client device has all labels (IID data), after around 2 rounds, the global model’s accuracy reaches 98%. However, for experiments with two different labels assigned to each client, the accuracy fluctuates widely in different rounds, and after 22 rounds it reaches to 80%. These results indicate that distributing data with a higher level of non-IIDness among clients makes the convergence rate slower and increases accuracy fluctuation. Fig. 5b shows the performance of FedAVG for different numbers of selected clients. When 10 clients are selected for training, it takes 75 rounds to reach around 80% accuracy, which is 66 rounds more than that for the case all clients participate in training. Fig. 6 shows the ideal client selection for non-IID data compared to the



(a) Varied data distribution. (b) Varied number of clients.

Fig. 5: Evaluating FedAVG performance under varied data distribution and the number of selected clients.

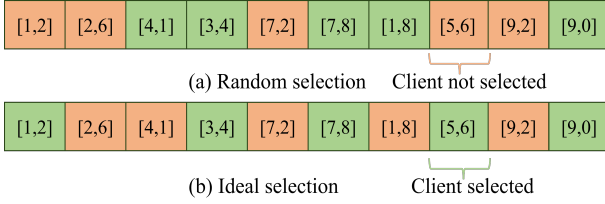


Fig. 6: Ideal client selection vs. random client selection. Boxes in green and red indicate the selected clients and the clients excluded from training, respectively. Distributed data in the ideal selection is balanced.

random selection. As this figure shows, for the ideal client selection, data from all classes are used in a round of training. Although, random selection does not select any client for class 2. In addition, the random selection also may not select certain clients for multiple training rounds. This becomes problematic in the presence of non-IID data, as a biased client selection can amplify the skewness of training data. Consequently, the global model might perform well only for a subset of classes.

#### IV. FEDGRA

To address the above-mentioned problems, we introduce FedGRA in this section, a fair client selection method designed based on the GRA theory to cope with data and device heterogeneity.

##### A. Measurements of Device heterogeneity

In mobile federated learning scenarios, mobile client devices are not equipped with dedicated GPUs. Hence, client devices with more CPU and RAM resources have faster and more stable training processes. Based on this, we evaluate the available CPU and RAM resources of each client device to enhance training efficiency.

1) *CPU Metric*: A consumer-grade CPU with superior computational performance typically owns a higher core count and clock frequency. In this context, we measure the CPU performance of client devices by defining  $m_i$  as the CPU metric of client  $i$  based on the number of CPU cores and the CPU clock frequency as:

$$m_i = c_i * f_i * (1 - l_i^{CPU}(t)), \quad (1)$$

where  $c_i$ ,  $f_i$ , and  $l_i$  represent CPU core count, CPU clock frequency, and CPU load, respectively.

2) *RAM Metric*: Similar to the CPU metric, client devices must have enough available RAM space to load the data and the neural network model. Thus, having more adequate available RAM space is more beneficial for local training. We define the RAM metric of client  $i$  as  $r_i$  in (2) where  $r_i^{total}$  and  $l_i^{ram}$  indicate the device's total memory and RAM usage, respectively:

$$r_i = r_i^{total} * (1 - l_i^{RAM}). \quad (2)$$

As personal mobile devices typically run training programs in parallel with other tasks, utilization rates of computational resources depend on the other applications that a user runs on the mobile device. As an example, between two mobile devices

with the same hardware configuration, training data on the device running a 3D game takes longer than a mobile device that hosts the web browser application. Although predicting the exact available computational resources for training data at a specific time is impractical, the Exponential Weighted Moving Average (EWMA) can be used to estimate the load of CPU/RAM resources based on the usage of these resources for the current and previous rounds. For instance, the weighted average RAM usage of device  $i$  at round  $t$  can be estimated by:

$$\bar{r}_i(t) = \theta(r_i(t)) + (1 - \theta)(\bar{r}_i(t - 1)), \quad (3)$$

where  $\theta$  represents the smoothing factor used to consider the historical data for the RAM load in previous training rounds. In our experiments, we set the value of  $\theta$  to 0.9.

##### B. Measurements of Data Heterogeneity

To ensure enough data of most classes used in the training process, FedGRA employs local training loss and weight divergence to represent the training value of well-fitted and poor-fitted data, respectively.

1) *Training Loss*: FedGRA selects clients with data well-fitted to the global model to ensure that most clients benefit. Long-tail distribution is one common distribution in most real FL scenarios [42]. As illustrated in Fig. 4, in this distribution, the numbers of samples for tail classes (data with low frequency) is considerably lower than those for head classes (data with high frequency). In this distribution, head classes have higher training values as they are more generalized throughout the FL system. As a result, the global model fits the head classes better (compared to other classes) due to training with a higher amount of data. We use the loss metric  $h_i$  (for client  $i$ ) to represent how well the global model fits the client data and choose clients with lower loss values to guarantee data of most clients have been well-fitted to the global model. The calculation of  $h_i$  is represented by (4), where  $E$  denotes the set of epochs:

$$l_i = \sqrt{\sum_{e \in E} Loss_e^2}. \quad (4)$$

2) *Weight Divergence*: FedGRA employs the weight divergence  $d_i$  (for client  $i$ ) to guarantee the global model covers the clients with tail classes. This metric is designed by using the  $L2$  norm for the difference between the weights of the local and the global models. A higher  $d_i$  indicates client's data produces a larger gradient, which means there is a higher difference between the client data and the data well-fitted to the global model. This metric represents the training value of tail classes since most of them are not well-fitted. (5) shows the calculation of  $d_i$  where  $w_g$  and  $w_i$  represent the weights of the global and the local models, respectively:

$$d_i = ||w_g - w_i||_2. \quad (5)$$

Algorithm 1 shows the process of sending updates from the client  $i$  to the server in FedGRA.



**Algorithm 1:** FedGRA procedure executes on the client.  $l_i, m_i, r_i, w_i$  represent the training loss, CPU metric, RAM metric, and the model weights, respectively.

---

```

1  $TotalLoss = 0$ 
2 for  $\forall e \in E$  do
3   for  $\forall b \in B$  do
4      $w_i \leftarrow w_i - \eta \nabla l(w; b)$ 
5   Compute  $Loss_e$ 
6    $TotalLoss = TotalLoss + Loss_e^2$ 
7  $l_i = \sqrt{\sum_{e \in E} Loss_e^2}$ 
8  $m_i = c_i * f_i * (1 - l_i^{CPU}(t))$ 
9  $r_i = r_i * (1 - l_i^{RAM}(t))$ 
10 Send  $[l_i, m_i, r_i, w_i]$  to the server

```

---

### C. Mapping

FedGRA considers several metrics from different dimensions. It facilitates fair and meaningful comparisons among these metrics by normalizing source data into the range  $[0, 1]$ . Due to GRA's constraints, all metrics used in FedGRA must either deviate from or approach the target (optimum) value. FedGRA picks clients with lower training loss, higher weight divergence, and CPU and RAM performance. Based on this, we use (6) and (7) to make negatively correlated metrics ( $n_i$ ) positive ( $n'_i$ ) to the target value and normalize positive metrics ( $p_i$ ) into the range  $[0, 1]$  ( $p'_i$ ) by:

$$p'_i = \frac{p_i - \min_{i \in C}(p_i)}{\max_{i \in C}(p_i) - \min_{i \in C}(p_i)}, \quad (6)$$

$$n'_i = \frac{\max_{i \in C}(n_i) - n_i}{\max_{i \in C}(n_i) - \min_{i \in C}(n_i)}. \quad (7)$$

## V. CLIENT SELECTION BASED ON THE GRA THEORY

In this section, we introduce our proposed client selection method FedGRA, including how we observe the client's device performance and data usability, the principle of GRA, the Entropy Weight Method (EWM), and the procedure to calculate the Grey Relational Grade (GRG) for each client. Table I shows the main notations we use in our framework.

### A. Information Observation

Performing  $t$ -round client selection means the clients involved in training are re-selected every  $t$  rounds, when the FedGRA collects models and device information from all clients.

1) *Normalization:* GRA compares metrics of different dimensions. While we use 2 different methods to map the value of each metric in the range  $[0, 1]$ , still we normalize them into the same dimension to facilitate a complete trend analysis. (8) indicates the normalization method we use in our framework where  $x_i^k$  represents the value of metric  $k$  on client  $i$ , and  $C$  is the set of all clients:

$$\overline{x_i^k} = \frac{x_i^k}{Mean(x_i^k)_{\forall i \in C}}. \quad (8)$$

2) *Grey Relational Coefficient (GRC):* The GRC represents the degree of relevance for different metrics. FedGRA uses the absolute difference in the metrics' best value and the client's value to obtain the distance difference  $\Delta_i^k$ , represented by (9).  $\Delta_i^k$  is the distance difference for the metric  $k$  of client  $i$ . It is calculated by the absolute difference between the optimal value  $x_*^k$  and the client metric value  $x_i^k$  as

$$\Delta_i^k = |x_*^k - x_i^k|. \quad (9)$$

Then, FedGRA computes the maximum absolute difference ( $\Delta_{max}$ ) and the minimum absolute difference ( $\Delta_{min}$ ) as the maximum and minimum values in the entire GRA matrix by:

$$\Delta_{max} = Max(Max(\Delta_i^k)_{\forall k \in M})_{\forall i \in C}, \quad (10)$$

$$\Delta_{min} = Min(Min(\Delta_i^k)_{\forall k \in M})_{\forall i \in C}. \quad (11)$$

After conducting the computation of the absolute maximum value, the absolute minimum value, and the distance difference, GRA combines these three values to calculate the GRC for each metric of a client  $i$  by:

$$\xi_i^k = \frac{\Delta_{min} + \rho \Delta_{max}}{\Delta_i^k + \rho \Delta_{max}}. \quad (12)$$

where  $\Delta_{max}$  and  $\Delta_{min}$  are used in (12) to make GRC dimensionless and facilitate a meaningful comparison of correlation between different metrics of clients. Factor  $\rho$  is used to control the difference level to ensure that GRC remains within an adjustable range. A smaller  $\rho$  leads to a higher difference between GRCs that makes  $\xi$  being more comparable (when  $\rho$  is set to 0, the numerators in all GRCs get the same value). Since the numerators are identical, the value of GRC becomes inversely proportional to the distance between the current client ( $i$ ) and the ideal client on the same metric. In our experiments, we set the value of  $\rho$  to 0.5.

TABLE I: Declaration of GRA notations

Notations	Definition
$M$	set of all metrics
$C$	set of all clients
$\Delta_{max}$	absolute maximum value
$\Delta_{min}$	absolute minimum value
$\Delta_i^k$	distance difference of client $i$ on metric $k$
$x_*^k$	the client that has the highest value of metric $k$
$x_i^k$	value of metric $k$ for client $i$
$w^k$	grey relational coefficient weight of metric $k$
$p_i^k$	the weight of the indicator value of the metric $k$ for client $i$
$E^k$	information entropy of metric $k$
$\rho$	distinguishing coefficient
$t$	client selection round
$j$	number of selected clients
$f$	fairness increment
$b$	fairness bound

3) *Weights of GRC*: FedGRA uses mutually exclusive metrics loss and weight divergence. We adjust their priorities in the client selection process by using the Entropy Weight Method (EWM) to set the weight of the GRCs. For instance, EWM calculates the information entropy of each metric and gives higher weight to metrics with low information entropy as they are more comparable. At the beginning of the training, the local models are not trained with all classes. Hence, most of the clients have similar weight divergence. In the first few rounds, EWM assigns more weight to the loss metric to ensure that the head classes can be trained. After a certain number of training rounds, most of the clients' training loss converges to a certain value and the information entropy of the loss will be higher than the weight divergence. Then, EWM considers a higher priority for the weight divergence and asks clients with classes not fitted well to the model, to participate in training. (13) and (14) represents the calculation procedure for information entropy of metric  $k$ . In (13),  $p_i^k$  is the weight of the indicator value for the metric  $k$  of client  $i$ .

$$p_i^k = \frac{x_i^k}{\sum_{i \in C} x_i^k}, \sum_{i \in C} p_i^k = 1, \quad (13)$$

$$E^k = -\frac{1}{\ln(|C|)} \sum_{i \in C} p_i^k * \ln(p_i^k). \quad (14)$$

The higher  $E^k$  shows the higher difference degree of data in metric  $k$ . Hence, a higher weight is assigned to metric  $k$  by:

$$w^k = \frac{1 - E^k}{\sum_{k \in M} (1 - E^k)}. \quad (15)$$

4) *Grey Relational Grade*: After calculating  $\xi^k$  and  $w^k$  for each metric of clients, the Grey Relational Grade (GRG) is calculated by:

$$g_i = \sum_{k \in M} \frac{1}{w^k} \xi_i(k) \quad (16)$$

This metric represents the relevance between the current client and the ideal client. A client with a higher GRG has a better chance of being selected for training.

### B. Fairness Guarantee

Our framework guarantees that all clients participate in at least one training round in a given number of rounds by using the fairness metric defined in (17). This metric shows the number of rounds past from the last participation of the client in training.  $f$  is designed to control the increment of fairness for each client. When the fairness metric  $F_i$  is higher or equal to a threshold, we select the client in the next training period.

$$F_i^{r+1} = \begin{cases} F_i^r + f, & \text{Not selected,} \\ 1, & \text{Selected.} \end{cases} \quad (17)$$

Fig. 7 shows an example of running FedGRA for selecting 50% of clients when the client selection round is 3 (i.e., the client selection is done once for three rounds of training).




Fig. 7: The result of running FedGRA for selecting 50% of 6 clients.

### C. FedGRA Ranking

After computing FedGRA correlation factor  $g_i$  for  $\forall i \in C$ , we sort the clients according to  $g_i$  from highest to lowest values. The top  $k\%$  clients are selected to participate in the federated averaging procedure. Algorithm 2 shows the process of running FedGRA on the server for selecting  $j$  clients.

## VI. IMPLEMENTATION AND PERFORMANCE EVALUATION

To validate the effectiveness of our proposed method, we test our method with 2 different image classification datasets and compare the performance with vanilla federated averaging [2] and the state-of-the-art method pow-d [9]. We use TensorFlow library of Python for the implementation and run the code on 50 Amazon EC2 instances (t2 series) with 4 different hardware configurations to test our contribution under device heterogeneity. For the server, we use an AWS t3 instance to aggregate the local models. To handle the storage and transmission of the client models, We use AWS Simple Storage Service (S3) and AWS Simple Queue Service (SQS). For model settings, our experiments included two neural networks (2NN, and CNN) with the model structures shown in Table. II and Table. III. Furthermore, we present two distinct training scenarios with the same dataset to demonstrate the stability and robustness of our approach and validate our method in the context of heterogeneous hardware configurations and extreme non-IID scenarios. Table IV shows the configuration parameters of our implementation.

### A. AWS Implementation

We use an EC2 instance instead of a mobile device in our implementation to reflect the device heterogeneity by implementing our proposed method on 4 different hardware configurations as shown in Table. V. In addition, Table. VI shows the number instances initialized for each t2 instance type for CNN and 2NN models. To handle data distribution across client devices, we utilize Amazon S3 storage and AWS systems manager to automate common and repetitive operations and manage different tasks. Amazon S3 is used as the main storage for saving the data set and the Python scripts

**Algorithm 2:** The FedGRA process of selecting  $j$  clients.  $t_{select}$ ,  $w$ ,  $G$ , and  $E$  indicate the client selection round number, the local weight, GRG, and the information entropy, respectively.

```

1 for each round  $t$  do
2   if  $t \bmod t_{select} = 0$  then
3     Receive client information
4     for  $\forall k \in M$  do
5       Find  $x_*^k$ 
6       for  $\forall i \in C$  do
7          $\Delta_i^k = |x_*^k - x_i^k|$ 
8       end
9     end
10    for  $\forall k \in M$  do
11      for  $\forall i \in C$  do
12         $p_i^k = \frac{x_i^k}{\sum_{i \in C} x_i^k}$ 
13      end
14       $E^k = -\frac{1}{\ln(|C|)} \sum_{i \in C} p_i^k * \ln(p_i^k)$ 
15    end
16    # Perform grey relational analysis
17    for  $\forall k \in M$  do
18       $w^k = \frac{1 - E^k}{\sum_{k \in M} (1 - E^k)}$ 
19    end
20    # Absolute maximum and minimum values
21     $\Delta_{max} = \text{Max}(\text{Max}(\Delta_i^k)_{\forall k \in M})_{\forall i \in C}$ 
22     $\Delta_{min} = \text{Min}(\text{Min}(\Delta_i^k)_{\forall k \in M})_{\forall i \in C}$ 
23    for  $\forall i \in C$  do
24      # Calculate grey relational grade
25       $g_i = \sum_{k \in M} \frac{1}{w^k} * \frac{\Delta_{min} + \rho \Delta_{max}}{\Delta_i(k) + \rho \Delta_{max}}$ 
26      # Apply fairness
27       $G_i = g_i * F_i$ 
28    end
29    # Create the list of selected clients
30    Sort  $G_i$  and select top  $j$  clients
31    # Update fairness
32    for Each client  $i$  do
33      if client  $i$  is selected for training then
34         $F_i = 1$ 
35      else
36         $F_i = F_i + f$ 
37        if  $F_i$  is higher than the fairness
38          threshold then
39          Select client  $i$  in the next selection round
40        end
41      end
42    end
43  end
44 end

```

required for running the model training on client devices. By using AWS systems manager, we launch a bash command for all EC2 instances to download the files. To facilitate communication between the server and clients, we use Python sockets

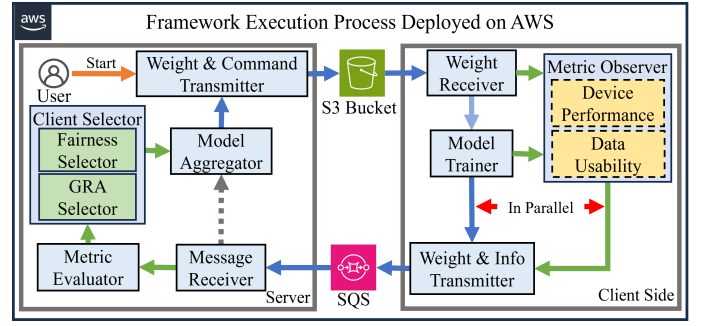


Fig. 8: Implementation of FedGRA by using AWS. The blue, green, and black lines show the procedures executed in every round, for the client selection, and between the client selection rounds, respectively.

and Amazon S3 and SQS services. Amazon SQS allows us to send, store, and receive messages from software components. These messages will contain the necessary information for either the server or the clients, such as locally trained weights, the globally aggregated model, and the number of data trained on each client. These messages are very large in terms of size. However, there is a limit of 256KB of the single message size. As a result, we use Amazon S3 to store the messages and send the link of the message in the SQS message content. Utilizing Amazon SQS solves the problem of network congestion for a large number of clients. This is beneficial for the server to process multiple messages sequentially. The clients, on the other hand, do not need to utilize SQS as there is only one message from the server sends to every client. The server will only need to upload its message to S3 and the clients will get it by checking the queue periodically.

### B. Non-IID Setting

To examine the performance under data heterogeneity, we use 2 different data distributions with different levels of extreme non-IIDness (assigning images with only one or two classes to each client device). To allocate data, first, we split the dataset into 10 different subsets that only contain 1 label. Then, we divide each data subset into shards with fixed size. This data distribution guarantees that the same data is assigned to every client in different experiments. Also, each image in the origin dataset is assigned to only one client (**each image used by one client for training**).

### C. Evaluation Metrics

- **Test Accuracy:** The test accuracy is defined as the accuracy on the test set for the aggregated global model.
- **Average waiting time:** The average waiting time is determined as the average of the time periods (for all training rounds) when a client with the most powerful computational

TABLE II: 2NN model architecture.

Layer	Output Shape	Activation	Parameters
Input	(784,)	None	0
Dense	(200,)	ReLU	157,000
Dense	(200,)	ReLU	40,200
Dense	(10,)	Softmax	2,010

TABLE III: CNN model architecture.

Layer	Output Shape	Activation	Parameters
Input	(28, 28, 1)	None	0
Conv2D	(28, 28, 32)	Sigmoid	832
MaxPooling2D	(14, 14, 32)	None	0
Conv2D	(14, 14, 64)	ReLU	51,264
MaxPooling2D	(7, 7, 64)	None	0
Flatten	(3136,)	None	0
Dense	(512,)	ReLU	1,606,144
Dense	(10,)	Softmax	5,130

TABLE IV: Configuration parameters of the experiments.

Experiment settings	2NN	CNN	2NN Study
Client number	50	50	50
Learning rate	0.1	0.1	0.1
Training round	200	200	200
Epoch	5	5	5
Batch size	48	48	48
Client selected	10	10	10
Selection rounds	5	5	3
Label assigned to clients	1	1	1
Minimum participation rounds	6	6	6

resources needs to wait for the client with the least performance to finish training.

#### D. Evaluation Results

1) *2NN and CNN*: Fig. 9 shows the test accuracy learning curve for each round of experiment conducted on 2NN and CNN models. Since the extreme case non-IID setting is used in these experiments, we use the rolling average with window size 10 to smooth the data to facilitate a more comparable comparison. From both results, compared with FedAVG and Pow-d, the result of FedGRA is more stable and it converges faster. For 2NN, FedGRA reaches 80% accuracy in 19 training rounds. However, this takes 62 and 57 rounds for FedAVG and Pow-d, respectively. **FedGRA reduces the number of training rounds of FedAVG by 69%.** For the CNN experiment, to reach 90% accuracy, FedGRA needs 79 rounds which is 68 and 81 rounds less than the number of rounds required for FedAVG and Pow-d, respectively (**FedGRA can reduce the required number of rounds of FedAVG by 46%**). In addition, for both Fig. 9a and Fig. 9b, the test accuracy fluctuation of FedGRA is significantly lower than the other two methods, the rolled average accuracy of FedGRA drops fewer and smoother than FedAVG and Pow-d. As training the CNN model on extremely resource-limited devices (e.g., EC2 instances with 4 GB of RAM) takes very long time, we employ the 2NN model in the subsequent experiments to ensure that the results are reliable and stable.

2) *Average Waiting Time*: This metric depends on the client with the least computational resources selected for the training. Hence, by increasing the hardware heterogeneity among selected clients, the waiting time for high-performance clients is significantly increased. Average waiting time reflects how a client selection algorithm can utilize the computational resources and mitigate the impact of device heterogeneity on the training time. Table.VII shows the average maximum waiting time in CNN and 2NN training. As shown in this figure, in CNN experiments when the client selection rounds

TABLE V: AWS t2 instance hardware specifications.

Metrics	t2.small	t2.medium	t2.large	t2.xlarge
vCPUs	1	2	2	4
RAM(GB)	2	4	8	16
Physical Core	1	2	2	4
Clockspeed	2.3 or 2.4 Ghz			
Turbospeed	3.0 Ghz			
OS	Ubuntu			

TABLE VI: The number of instances used for each t2 instance type in experiments with different model architectures.

Model	t2.small	t2.medium	t2.large	t2.xlarge
MNIST 2NN	20	15	10	5
MNIST CNN	10	20	15	5

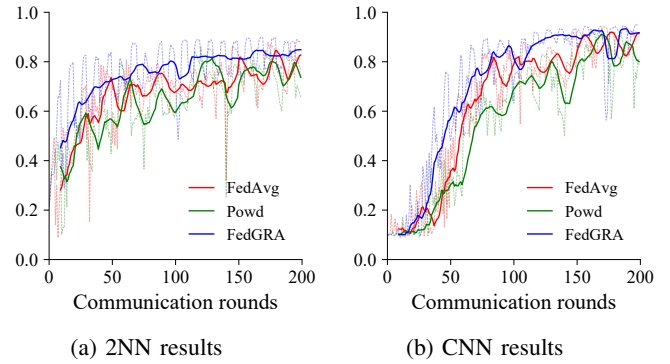


Fig. 9: 2NN and CNN base results.

is 3, FedGRA's maximum waiting time is only 48.7% of the FedAVG's time. However, in the 2NN experiment, FedAVG has a slightly shorter waiting time compared to FedGRA. This is caused as the 2NN model is significantly less complex than CNN model, making it possible for even a less powerful CPU to efficiently handle training. This result indicates that by increasing the complexity of machine learning models, the importance of addressing device heterogeneity becomes more pronounced in the context of FL.

#### E. Robustness Analyse

In this section, we present a robustness analyse for FedGRA and FedAVG under different parameter settings to evaluate the algorithm's sensitivity to the learning rate, client number, and the number of selected clients. We conducted experiments on the MNIST dataset using the 2NN model described in Table.II. We assign each device data with only one class as the highest degree of non-IID.

*Scalability*: Fig. 10 shows the results of experiments with different total numbers of clients. In each experiment, 20% of total clients are selected to participate in a training round. As Fig. 10 shows, FedGRA converges faster and more stable compared to other methods. The FedGRA reaches 80% test

TABLE VII: Average waiting time comparison

	FedAVG	FedGRA	Pow-d
CNN, Base	6.24s	<b>4.09s</b>	6.76s
CNN, SR = 3	14.41s	<b>7.02s</b>	9.36s
2NN, Base	0.37s	0.35s	<b>0.27s</b>
2NN, SR = 3	<b>0.41s</b>	0.49s	0.44s
2NN, LR = 0.125	0.29s	<b>0.24s</b>	0.29s
2NN, 30 clients	0.24s	0.23s	0.23s



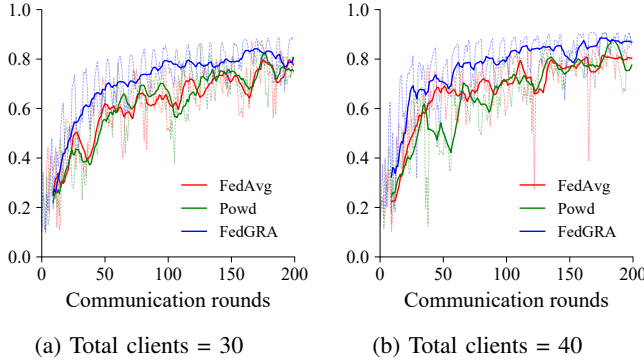


Fig. 10: Changing the total number of client devices (30, 40).

accuracy for networks with the sizes of 30 and 40 clients in 26 and 44 rounds, respectively, which are 106 and 67 rounds less than that of FedAVG, and 73 and 71 rounds ahead of Pow-d's results. The rolled average accuracy of FedGRA is higher than the other two methods in the vast majority of training rounds.

*Learning rate:* Fig. 11 represents the results of the experiments comparing the impact of changing the learning rate. In these experiments, FedGRA demonstrates consistent and stable convergence compared to FedAVG. When the learning rate is set to 0.125, the accuracy of FedGRA reaches to 80% and 90% at the 27th and the 117th aggregation rounds, respectively. In contrast, FedAVG takes 50 rounds to reach 80% accuracy and converges to 90% accuracy at the 167th round.

*Number of selected clients:* FedAVG's performance is heavily affected by the number of clients selected for training data. Fig. 12 shows the performance evaluation results for different numbers of clients. As shown in this figure, the result of FedGRA is much more stable than FedAVG in all cases as it experienced fewer accuracy drops. The performance gap between the two methods is increased by reducing the number of clients and FedGRA can provide better improvements.

*Client selection period:* Applying client selection for a longer period reduces the participation rate of most clients. Using the same set of clients for model training in several rounds may cause a lack of generalization in the global model for all classes. Fig. 13 evaluates the performance under different periods for applying the client selection. Based on the results of this experiment, **FedGRA outperforms FedAVG significantly in terms of overall convergence, with a notable reduction in accuracy fluctuation.** This improvement is attributed to the loss and weight divergence metrics used by FedGRA to enhance the model's generalization across global classes. Additionally, by considering fairness, FedGRA ensures that classes used by less capable clients are trained under a minimum participation rate.

## VII. CONCLUSION

In this paper, we proposed FedGRA, a client selection method designed based on the GRA theory to support data and device heterogeneity in FL. Under the high level of non-IIDness for data distribution, FedGRA considers the weight

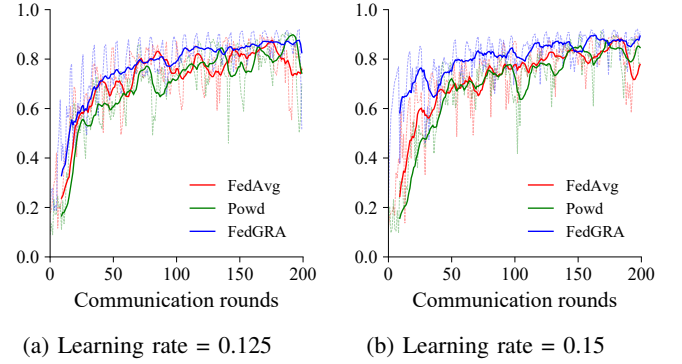


Fig. 11: Varied learning rate (0.125, 0.15).

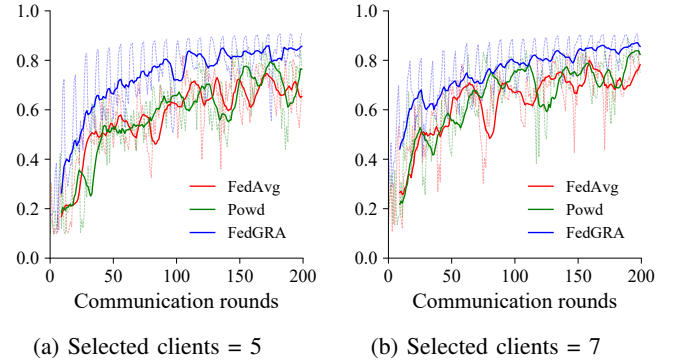


Fig. 12: Varied number of selected clients for a round of training (5, 7).

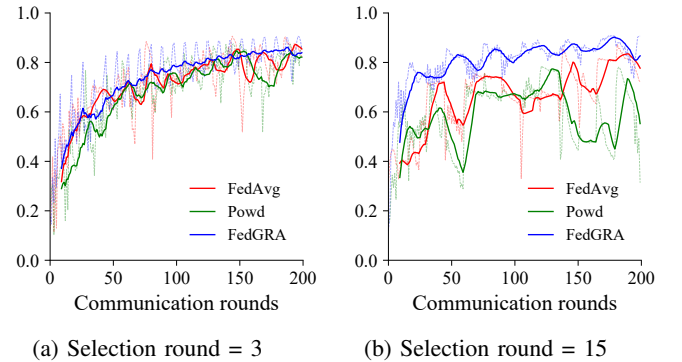


Fig. 13: Different client selection rounds (3, 15).

divergence and the training loss to select clients that accelerate the convergence of the global model in the aggregation process. In addition, FedGRA takes available computational resources that a client can use for training into account to reduce the time of a training round. To evaluate the performance of our proposed method, we implemented FedGRA by using TensorFlow and deployed it on Amazon AWS cloud services for 50 computing instances. The evaluation results revealed that, compared to the state-of-the-art methods, FedGRA improves the model's accuracy and reduces the client's waiting time significantly.

## REFERENCES

- [1] S. Deng, H. Zhao, W. Fang, J. Yin, S. Dustdar, and A. Y. Zomaya, "Edge intelligence: The confluence of edge computing and artificial intelligence," *IEEE Internet of Things Journal*, vol. 7, no. 8, pp. 7457–7469, 2020.
- [2] B. McMahan, E. Moore, D. Ramage, S. Hampson, and B. A. y. Arcas, "Communication-Efficient Learning of Deep Networks from Decentralized Data," in *Proceedings of the 20th International Conference on Artificial Intelligence and Statistics*, vol. 54. PMLR, 2017, pp. 1273–1282.
- [3] S. Abdulrahman, H. Tout, H. Ould-Slimane, A. Mourad, C. Talhi, and M. Guizani, "A survey on federated learning: The journey from centralized to distributed on-site learning and beyond," *IEEE Internet of Things Journal*, vol. 8, no. 7, pp. 5476–5497, 2021.
- [4] Z. Xu and *et al.*, "Federated learning of gboard language models with differential privacy," in *Proceedings of the 61st Annual Meeting of the Association for Computational Linguistics (Volume 5: Industry Track)*. Association for Computational Linguistics, 2023, pp. 629–639.
- [5] K. A. Bonawitz and *et al.*, "Towards federated learning at scale: System design," in *The Conference on Systems and Machine Learning*, 2019.
- [6] P. Kairouz and *et al.*, *Advances and Open Problems in Federated Learning*. IEEE, 2021.
- [7] Y. Deng, F. Lyu, J. Ren, H. Wu, Y. Zhou, Y. Zhang, and X. Shen, "Auction: Automated and quality-aware client selection framework for efficient federated learning," *IEEE Transactions on Parallel and Distributed Systems*, vol. 33, no. 8, pp. 1996–2009, 2021.
- [8] T. Nishio and R. Yonetani, "Client selection for federated learning with heterogeneous resources in mobile edge," in *ICC 2019-2019 IEEE international conference on communications (ICC)*. IEEE, 2019, pp. 1–7.
- [9] Y. J. Cho, J. Wang, and G. Joshi, "Client selection in federated learning: Convergence analysis and power-of-choice selection strategies," in *Proceedings of the International Conference on Artificial Intelligence and Statistics (AISTATS)*, 2022.
- [10] Y. Liu, Y. Dong, H. Wang, H. Jiang, and Q. Xu, "Distributed fog computing and federated-learning-enabled secure aggregation for iot devices," *IEEE Internet of Things Journal*, vol. 9, no. 21, pp. 21 025–21 037, 2022.
- [11] W. Y. B. Lim, Z. Xiong, C. Miao, D. Niyato, Q. Yang, C. Leung, and H. V. Poor, "Hierarchical incentive mechanism design for federated machine learning in mobile networks," *IEEE Internet of Things Journal*, vol. 7, no. 10, pp. 9575–9588, 2020.
- [12] R. Zeng, S. Zhang, J. Wang, and X. Chu, "Fmore: An incentive scheme of multi-dimensional auction for federated learning in mec," in *2020 IEEE 40th international conference on distributed computing systems (ICDCS)*. IEEE, 2020, pp. 278–288.
- [13] C. Li, X. Zeng, M. Zhang, and Z. Cao, "Pyramidfl: A fine-grained client selection framework for efficient federated learning," in *Proceedings of the 28th Annual International Conference on Mobile Computing And Networking*, 2022, pp. 158–171.
- [14] F. Lai, X. Zhu, H. V. Madhyastha, and M. Chowdhury, "Oort: Efficient federated learning via guided participant selection," in *OSDI*, 2021, pp. 19–35.
- [15] T. Huang, W. Lin, W. Wu, L. He, K. Li, and A. Y. Zomaya, "An efficiency-boosting client selection scheme for federated learning with fairness guarantee," *IEEE Transactions on Parallel and Distributed Systems*, vol. 32, no. 7, pp. 1552–1564, 2020.
- [16] Z. Hu, K. Shaloudegi, G. Zhang, and Y. Yu, "Federated learning meets multi-objective optimization," *IEEE Transactions on Network Science and Engineering*, vol. 9, no. 4, pp. 2039–2051, 2022.
- [17] Q. Li, Y. Diao, Q. Chen, and B. He, "Federated learning on non-iid data silos: An experimental study," in *2022 IEEE 38th International Conference on Data Engineering (ICDE)*, 2022, pp. 965–978.
- [18] X. Li, K. Huang, W. Yang, S. Wang, and Z. Zhang, "On the convergence of fedavg on non-iid data," in *International Conference on Learning Representations*, 2020.
- [19] T. Li, A. K. Sahu, M. Zaheer, M. Sanjabi, A. Talwalkar, and V. Smith, "Federated optimization in heterogeneous networks," in *Proceedings of Machine Learning and Systems*, I. Dhillon, D. Papailiopoulos, and V. Sze, Eds., vol. 2, 2020, pp. 429–450.
- [20] C. T. Dinh, N. H. Tran, and T. D. Nguyen, "Personalized federated learning with moreau envelopes," in *Proceedings of the 34th International Conference on Neural Information Processing Systems*, ser. NIPS'20. Red Hook, NY, USA: Curran Associates Inc., 2020.
- [21] S. P. Karimireddy and *et al.*, "SCAFFOLD: Stochastic controlled averaging for federated learning," in *Proceedings of the 37th ICML Conference*, vol. 119. PMLR, 2020, pp. 5132–5143.
- [22] V. Smith, C.-K. Chiang, M. Sanjabi, and A. Talwalkar, "Federated multi-task learning," in *Proceedings of the 31st International Conference on Neural Information Processing Systems*, ser. NIPS'17. Red Hook, NY, USA: Curran Associates Inc., 2017, p. 4427–4437.
- [23] A. Fallah, A. Mokhtari, and A. Ozdaglar, "Personalized federated learning with theoretical guarantees: A model-agnostic meta-learning approach," in *Proceedings of the 34th International Conference on Neural Information Processing Systems*, ser. NIPS'20. Red Hook, NY, USA: Curran Associates Inc., 2020.
- [24] M. Khodak, M.-F. Balcan, and A. Talwalkar, *Adaptive Gradient-Based Meta-Learning Methods*. Curran Associates Inc., 2019.
- [25] T. B. Johnson and C. Guestrin, "Training deep models faster with robust, approximate importance sampling," *Advances in Neural Information Processing Systems*, vol. 31, 2018.
- [26] Z. Zhao and G. Joshi, "A dynamic reweighting strategy for fair federated learning," in *ICASSP 2022-2022 IEEE International Conference on Acoustics, Speech and Signal Processing (ICASSP)*. IEEE, 2022, pp. 8772–8776.
- [27] I. Mohammed, S. Tabatabai, A. Al-Fuqaha, F. El Bouanani, J. Qadir, B. Qolomany, and M. Guizani, "Budgeted online selection of candidate iot clients to participate in federated learning," *IEEE Internet of Things Journal*, vol. 8, no. 7, pp. 5938–5952, 2020.
- [28] R. Saha, S. Misra, A. Chakraborty, C. Chatterjee, and P. K. Deb, "Data-centric client selection for federated learning over distributed edge networks," *IEEE Transactions on Parallel and Distributed Systems*, vol. 34, no. 2, pp. 675–686, 2022.
- [29] T. Li, A. K. Sahu, M. Zaheer, M. Sanjabi, A. Talwalkar, and V. Smith, "Federated optimization in heterogeneous networks," *Proceedings of Machine learning and systems*, vol. 2, pp. 429–450, 2020.
- [30] C. Zhou, H. Tian, H. Zhang, J. Zhang, M. Dong, and J. Jia, "Tea-fed: time-efficient asynchronous federated learning for edge computing," in *Proceedings of the 18th ACM International Conference on Computing Frontiers*, 2021, pp. 30–37.
- [31] X. Yu and *et al.*, "Async-hfl: Efficient and robust asynchronous federated learning in hierarchical iot networks," in *Proceedings of the 8th ACM/IEEE IoTDI Conference*, 2023, pp. 236–248.
- [32] C. T. Dinh, N. Tran, and J. Nguyen, "Personalized federated learning with moreau envelopes," *Advances in Neural Information Processing Systems*, vol. 33, pp. 21 394–21 405, 2020.
- [33] A. Z. Tan, H. Yu, L. Cui, and Q. Yang, "Towards personalized federated learning," *IEEE Transactions on Neural Networks and Learning Systems*, 2022.
- [34] L. You, S. Liu, Y. Chang, and C. Yuen, "A triple-step asynchronous federated learning mechanism for client activation, interaction optimization, and aggregation enhancement," *IEEE Internet of Things Journal*, vol. 9, no. 23, pp. 24 199–24 211, 2022.
- [35] C. Xie, S. Koyejo, and I. Gupta, "Asynchronous federated optimization," in *Proceedings of the 12th Annual Workshop on Optimization and Machine Learning (OPT)*, 2020, pp. 1–9.
- [36] A. Rodio, F. Faticanti, O. Marfoq, G. Neglia, and E. Leonardi, "Federated learning under heterogeneous and correlated client availability," in *INFOCOM*. IEEE, 2023.
- [37] M. Mohri, G. Sivek, and A. T. Suresh, "Agnostic federated learning," in *ICML*. PMLR, 2019, pp. 4615–4625.
- [38] L. Lyu, X. Xu, Q. Wang, and H. Yu, "Collaborative fairness in federated learning," *Federated Learning: Privacy and Incentive*, pp. 189–204, 2020.
- [39] Y. Yang and Z. Xu, "Rethinking the value of labels for improving class-imbalanced learning," *Advances in neural information processing systems*, vol. 33, pp. 19 290–19 301, 2020.
- [40] Y. Zhang, B. Kang, B. Hooi, S. Yan, and J. Feng, "Deep long-tailed learning: A survey," *IEEE Transactions on Pattern Analysis and Machine Intelligence*, 2023.
- [41] M. Buda, A. Maki, and M. A. Mazurowski, "A systematic study of the class imbalance problem in convolutional neural networks," *Neural networks*, vol. 106, pp. 249–259, 2018.
- [42] V. Feldman and C. Zhang, "What neural networks memorize and why: Discovering the long tail via influence estimation," *Advances in Neural Information Processing Systems*, vol. 33, pp. 2881–2891, 2020.