

Tailored Visions: Enhancing Text-to-Image Generation with Personalized Prompt Rewriting

Zijie Chen^{*,1,2} Lichao Zhang^{*,2} Fangsheng Weng³ Lili Pan^{†,4} Zhenzhong Lan^{†,2}
¹Zhejiang University ²Westlake University
³Scietrain ⁴University of Electronic Science and Technology of China
 chen zijie@westlake.edu.cn

Abstract

Despite significant progress in the field, it is still challenging to create personalized visual representations that align closely with the desires and preferences of individual users. This process requires users to articulate their ideas in words that are both comprehensible to the models and accurately capture their vision, posing difficulties for many users. In this paper, we tackle this challenge by leveraging historical user interactions with the system to enhance user prompts. We propose a novel approach that involves rewriting user prompts based on a newly collected large-scale text-to-image dataset with over 300k prompts from 3115 users. Our rewriting model enhances the expressiveness and alignment of user prompts with their intended visual outputs. Experimental results demonstrate the superiority of our methods over baseline approaches, as evidenced in our new offline evaluation method and online tests. Our code and dataset are available at <https://github.com/zzjchen/Tailored-Visions>.

1. Introduction

We are training increasingly large and powerful foundation models [1, 4, 20] through self-supervised learning. These large pretrained models (LPMs) serve as efficient compressors [3], condensing vast amounts of internet data. This compression enables the convenient extraction of the knowledge encoded within these models via natural language descriptions. Despite being in its infancy, this approach exhibits the potential to surpass traditional search engines as a superior source for knowledge and information acquisition.

Akin to refining queries for search engines, prompts given to LPMs must also be carefully crafted. However, the complexity of prompts, the unpredictability of model responses compared to traditional search engines present unique challenges. Significant research efforts [10, 29]

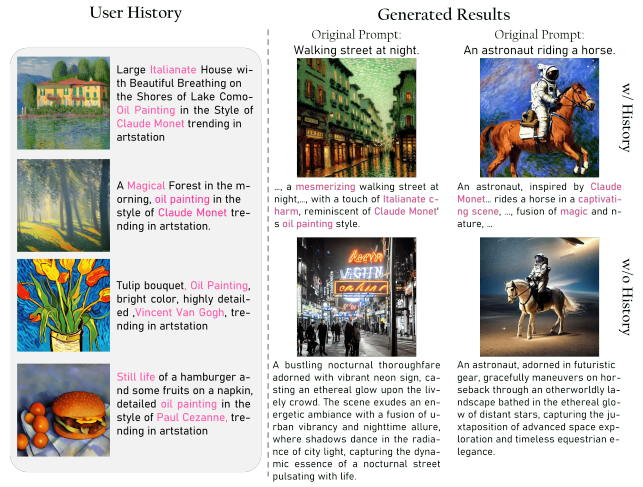


Figure 1. Comparison between our personalized prompt rewriting method and the standard prompt rewriting method. Our technique excels at incorporating user preferences, such as "oil paintings by artists," while methods that lack a historical context frequently generate content that may not align with the user's desires.

have been made to comprehend how LPMs react to various prompts, with some studies examining the feasibility of rewriting prompts for specificity. However, without access to users' personal data and behavior, tailoring the prompt to meet the user's needs accurately remains challenging.

Our research addresses this issue by integrating user preference information into prompt rewriting. The primary obstacle in personalized query rewriting is the absence of a dataset containing text-to-image prompts with personalized information. To overcome this, we have assembled a large dataset encompassing over 300k text-to-image histories from 3,115 users. We rewrite user prompts using their query history, although we had limited access to personal information, leaving room for further research. Another significant challenge is the evaluation of rewritten queries.

To evaluate their efficacy, we’ve developed a new offline method that uses multiple metrics to measure how well our rewriting models can recover the original user query from the ChatGPT-shortened version.

Our paper’s contributions are threefold:

1. We’ve compiled a large Personalized Image Prompt (PIP) dataset, which will be made public soon to aid future research in this field.

2. We experimented with two query rewriting techniques and proposed a new query evaluation method to assess their performance.

3. We propose a new benchmark for personalized text-to-image generation, which promotes the standardization of this field.

While there is still a considerable distance to cover before we can create a perfect prompt encapsulating both the user’s requirements and the model’s capabilities, we believe our research provides a critical stepping stone in this ongoing exploration.

2. Related Work

This section provides an overview of prior work on text-to-image generation, personalization for such generation, and prompt rewriting. It’s important to note that our review is aimed more at offering sufficient background knowledge rather than exhaustive coverage of all related works.

2.1. Text-to-Image Generation

Large text-to-image generation models can generate high-fidelity image synthesis and achieve a deep level of language understanding. DALL-E [17] uses a VQ-VAE transformer-based method to learn a visual codebook in the first stage and then trains autoregressive transformers on sequences of text tokens followed by image tokens in the second stage. DALL-E2 [18] introduces latent diffusion models to generate various images by conditioning on CLIP text latents and CLIP image embeddings generated by a prior model. Imagen [22] discovers that a larger language model with more parameters trained on text-only data improves the quality of text-to-image generation. Late developments like stable-diffusion (SD) [20] proposes to generate images effectively in latent space significantly lowering computational costs. Furthermore, SD designs a conditional mechanism to complete class-conditional, text-to-image and layout-to-image models. Furthermore, ControlNet [28] accomplishes certain function by conditioning on multi-modal data, e.g., edge, sketching, pose, segmentation, depth etc., which unavoidably involving additional condition-generation modalities.

Despite these models’ ability to generate high-fidelity images, they often fail to meet the precise needs of the users. Text-to-image generation is more like a game of chance.

2.2. Personalization for Text-to-Image Generation

Recently, personalization approaches based on text-to-image models have taken a set of images of a concept and generated variations of the concept. Specifically, some methods optimize a set of text embeddings. For example, [2] involves pseudo-word embeddings by a set encoder to provide personalization and Textual inversion [4] composes the concept into language sentences and performed as a personalized creation. Some methods finetune the diffusion model. For example, DreamBooth [21] finetunes the text-to-image diffusion model with shared parallel branches. To speed up, CustomDiffusion [12] reduces the amount of finetuned parameters, and Tewel et al. [25] locks the subject’s cross-attention key to its superordinate category to align with visual concepts. Moreover, an additional encoder is trained to map concept images to its textual representation by [5] and [24].

Existing studies have three key limitations: they demand extra images and fine-tuning of text-to-image models with limited scope for new concepts; they can’t learn from user interaction history and need detailed user prompts; and there’s a lack of public, personalized text-to-image datasets that truly reflect user preferences.

2.3. Prompt Rewriting

Recently, researchers have found that optimizing prompts can boost the performance of LLMs on several NLP tasks and even search systems. For examples, Guo et al. [6] connect the LLM with evolutionary algorithms to generate an optimized prompt from parent prompts, without any gradient calculation. Yang et al. [27] propose to use LLM as an optimizer by generating new prompts based on a trajectory of previously generated prompts in each optimization step with the objective of maximizing the accuracy of the task. In the work [30], LLMs serve as models for engineering work like inference, scoring, and resampling. In search systems, LLMs are used to generate query expansion terms by [10], while they are used to reformulate query by Wang et al. [26] instead.

For T2I generation, one relatively close work, SUR-adapt [29] learns to align the representations between simple prompt and complex prompt by an adapter. [7] optimize prompt through general rewriting. However, Neither of above works utilized personalized information for improving prompts.

3. Personalized Image-Prompt (PIP) Dataset

3.1. Dataset Collection

The Personalized Image-Prompt (PIP) dataset is the first large-scale personalized generated image-text dataset. The original data are collected from a public website that we host to provide open-domain text-to-image generation to

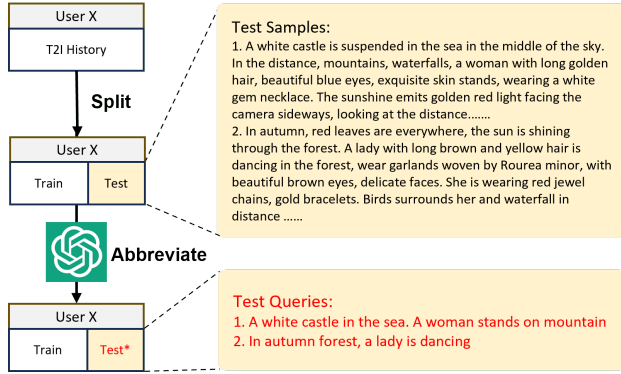


Figure 2. Dataset creation process. We split our dataset into training and testing sets and summarize each prompts in the test set using ChatGPT.

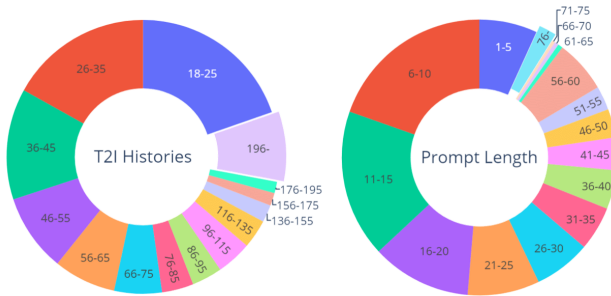


Figure 3. Dataset statistics and distribution. **Left:** Proportion of users based on the varying number of historical prompts they have. Note that each user has a minimum of 18 historical prompts, as we have excluded those with fewer prompts from the dataset. **Right:** Proportion of prompts based on their varying lengths. Best view in color.

users. To construct PIP, we select 300,237 image-prompt pairs created by 3115 users using SD v1-5 [20] and an internal fine-tuned version of SD v1-5. We only include users who have created 18 or more images or provided at least 12 different prompts.

Figure 2 illustrates the process of creating the dataset. For each individual user, we randomly choose two prompts to serve as test prompts, with the remaining prompts allocated as training prompts (historical user query). The purpose of using random selection instead of the most recent generated prompts is to enhance the diversity of our test data. Subsequently, we employ ChatGPT to condense the test prompts, ensuring they only include the primary object or scene, as depicted in Figure 2. We shorten the prompts into three scales, i.e., contain only nouns, noun phrases or short sentences respectively.

In the ensuing experiment, each test prompt in the test set will be considered as the input prompt x_t for every user

u , with the original prompts serving as the ground truth that reflect the user’s authentic preferences. The remaining prompts are utilized as training samples.

The PIP dataset consists of 300,237 image-prompt pairs, personally categorized by 3,115 users. These pairs are divided into 294,007 training samples and 6,230 test samples.

3.2. Dataset Statistics and Distribution

In this section, we showcase the data statistics that depict the quality and diversity of PIP. We specifically illustrate data distributions of the number of prompts and prompt length for each user, and delve deeper into the content of the prompt through a word cloud representation.

Each data sample contain a prompt, the generated images, UserID, Image size, and the URL, as illustrated Figure 4.


	Prompts		
	Large Italianate House with Beautiful Breathing on the Shores of Lake Como. Oil Painting in the Style of Claude Monet. Claude Monet, trending in artstation.		
	User ID	Image Size	URL
	25459	512x512	20221025194235239%E8%92%AC%F0%93%87%91%E4%8E%90.jpeg

Figure 4. Two examples from a user history, containing Image, Prompt, User ID, Image size and URL.

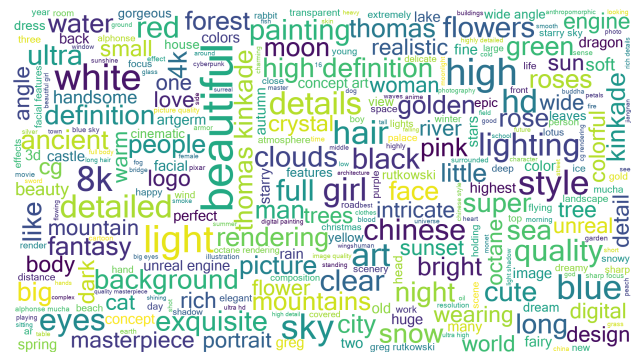


Figure 5. Word cloud visualization of top 250 keywords sampled from the PIP dataset.

In the PIP dataset, each user contributes at least 18 images, as depicted in the left section of Figure 3. This results in a long-tail distribution. The prompts have an average word count of 27.53. The length of the prompts, ranging from 1 to 284 words, also follows a long-tail distribution, as seen in the right section of Figure 3. Despite the presence of approximately 2500 prompts that exceed the 75-word limit

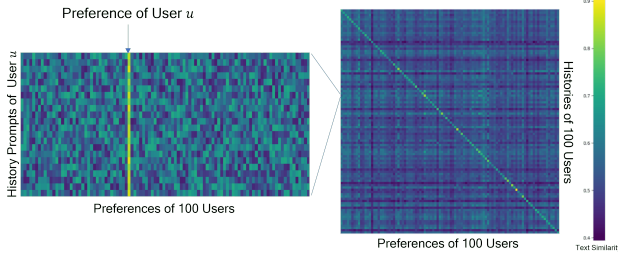


Figure 6. Text similarity between user histories and user preferences. There is a great deal of diversity in user preferences in the PIP dataset. In the zoomed-in version of the similarity map on the left, users’ history prompts are highly similar to their preferences.

of SD, we retain them to maintain the integrity of user preferences.

Figure 5 presents the 250 most frequently used words or phrases. The frequency of these words is determined by the highest TF-IDF value across all users. The word cloud reveals that these words describe various image attributes, such as objects, styles, quality, and colors. This variety underlines the high diversity present within the prompt content of the PIP dataset.

3.3. User Preference Evaluation

For each user u in PIP dataset, we summarize his preference P_u into 5 words or phrases from his history prompts using ChatGPT.

We visualize the text similarities between the histories and preferences of 100 users in Figure 6. For two users u, v , the similarity of u ’s histories and v ’s preferences is defined as the mean of text similarities between u ’s history prompts and v ’s preference P_v . The text similarity is calculated using GTR-T5-large [14]. Furthermore, we visualize the text similarities between the history prompts of a random user and 100 user preferences in the left part of Figure 6. This shows that text-to-image users have different preferences and the preference p_u we summarized successfully captures the key feature the user prefers.

Based on this observation, we present two metrics to evaluate prompt rewriting methods in terms of how the rewritten results are aligned to a user’s preference, namely Preference Matching Score (PMS) and Image-Align.

Preference Matching Score (PMS). PMS calculates the CLIPScore [8] between generated image and user’s preference P_u . It measures how the generated image aligns with the user’s preference.

$$\text{PMS} = \frac{w}{N} \sum_{u=1}^N \max(\cos(\text{Em}(I'_u), \text{Em}(P_u)), 0) \quad (1)$$

where P_u is the user u ’s preference, I'_u is the generated image correspondingly, N is total user number (i.e. 3115).

Em means the embedding extracted by using CLIP. $w = 2.5$ is a scaling constant.

Image-Align. It measures the similarity between the generated image and the ground-truth image. Image-Align quantifies how closely the current created image aligns with the user’s truly saved image. The similarity between two images are calculated using CLIP [16].

Apart from these metrics, we also adopt ROUGE-L to evaluate prompt rewriting methods in our experiment. Calculating ROUGE-L between the rewritten prompt against the original prompt measures the ability of prompt rewriting methods to recover the original prompt. We set $\beta = 5$ to emphasize the recall of generated prompts.

4. Personalized Prompt Rewriting

The basic idea of our personalization method is to rewrite the input prompt, considering user preferences gleaned from past user interactions. The full pipeline of our Personalized Prompt Rewriting (Personalized PR) method is depicted in the left part of Figure 7. If a user u input a prompt x_t , a retriever $\text{Ret}(x_t, Q_t)$ retrieves prompts from the user’s historical prompt set Q_t , using x_t as a query. Based on the retrieval result $\mathcal{R}_t = \text{Ret}(x_t, Q_t)$, the rewriter **Rew** rewrites the input prompt to generate a personalized prompt $x'_t = \text{Rew}(x_t, \mathcal{R}_t)$. Finally, the text-to-image generation model **G** produces the image $I'_t = \text{G}(x'_t, \epsilon)$ from the rewritten prompt, where ϵ is a random noise vector or matrix¹.

4.1. Retrieval and Ranking

In the retrieval stage, given the input prompt x_t , the retriever $\text{Ret}(x_t, Q_t)$ retrieves relevant prompts from historical prompt set Q_t , using x_t as a query.

By analyzing user prompts, we have noticed that users tend to construct prompts that involve objects, their attributes, and the relationships between objects. In the works [23], [11], a query for image retrieval is defined to include objects, attributes of objects, and relations between objects. Inspired by this, we suspect users have the habit of using attributes and some objects, such as background, to express their preferences. To confirm this, we visualize the word cloud of the top 250 frequent words in the text prompts of all users, as shown in the right part of Figure 5. In Figure 5, we find some attributes, such as “cute”, “golden”, and “beautiful” appear in prompts with high frequency, as well as some objects, such as “mountain”, “sea,” and “sky”. Intuitively, we can use the current prompt x_t to locate the relevant history prompts that include the same or similar attributes or objects.

To locate relevant prompts, two retrieval methods are used: dense and sparse. In dense retrieval, we choose the

¹The image generated from the prompt x_t is denoted as I_t , where $I_t = \text{G}(x_t, \epsilon)$.

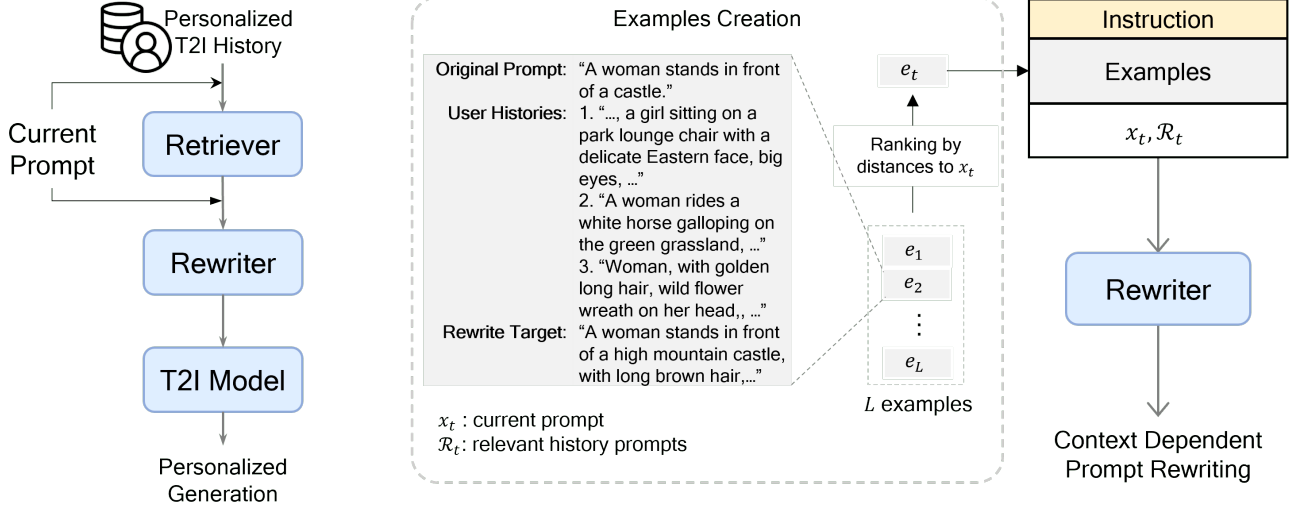


Figure 7. **Left:** Pipeline of Personalized Prompt Rewriting (Personalized PR), including Retriever, Rewriter and T2I model to generate personalized images from user histories. **Right:** Illustration of context-dependent prompt rewriting. We present a specific example for better understanding the procedure of context-dependent prompt rewriting.

prompt x_t and calculate its textual embedding $\mathbf{Em}(x_t)$ using CLIP’s text encoder, also the text encoder in Stable Diffusion [20]. We suspect the prompts with similar visual attributes and objects will be close to each other in the text embedding space. To confirm this, we visualize some retrieval results in Figure 8. The three nearest neighbors of $\mathbf{Em}(x_t)$ are prompts that are semantically related. For example, if the input prompt is “Hobbit homes”, the three most relevant prompts would include the words “village”, “city”, and “house”. This dense retrieval method is also referred to as embedding-based retrieval (EBR). In sparse retrieval, we use BM25 to locate relevant prompts that include the same visual attributes and objects.

In the above retrieval, we rank relevant prompts in EBR-based or BM25-based ranking, depending on the retrieval ways. In EBR-based ranking, we rank the relevant prompts based on their embedding similarity with the query x_t . For similarity measuring, we choose cosine similarity as it is a commonly used similarity measure in embedding learning. In BM25-based ranking, BM25 scores are used for similarity measures. Consequently, we obtain the top k relevant user queries $\mathcal{R}_t = \{r_1, \dots, r_k\}$.

4.2. Rewriting

The procedure of context-independent rewriting leverages pertinent queries $\mathcal{R}_t = \{r_1, \dots, r_k\}$, and employs ChatGPT to encapsulate user preferences and rewrite the prompt directly. These queries \mathcal{R}_t are organized based on their relevance to x_t .

In the context-dependent scenario, we initially create a collection of demonstration examples $\mathcal{E} = \{e_1, \dots, e_L\}$ us-

ing manual design. We then select a small subset of these examples to serve as demonstrations for each rewriting task. Given the issue of order sensitivity in in-context learning, as highlighted in the study [13], we arrange the demonstration examples in a descending sequence based on their proximity to the input prompt x_t . The in-context rewriting process we employ is illustrated in the right section of Figure 7.

5. Experiment

We carried out experiments for prompt rewriting methods on our PIP dataset. We validate our method through both offline and online evaluation. And we further analyze the number of historical prompts for best extracting the users’ preference by ablating top retrieval. For offline evaluation, we use the aforementioned three metrics: PMS, ImageAlign, and ROUGE-L.

For online evaluation, we carried out single blind experiment for recently active users on our website. Real user feedback is collected to evaluate our method.

5.1. Implementation Details

Details of our Personalized PR method are as follows. In retrieval, we choose the relevant text prompt number as $k = 3$. We use ChatGPT [15] as our rewriter. An input example for context-independent rewriting² is shown in Table 1. For in-context rewriting, we set $L = 5$ and randomly select one

²The input for in-context rewriting is only different from context-independent rewriting in terms of the presence of demonstration example. See supplementary for detail.

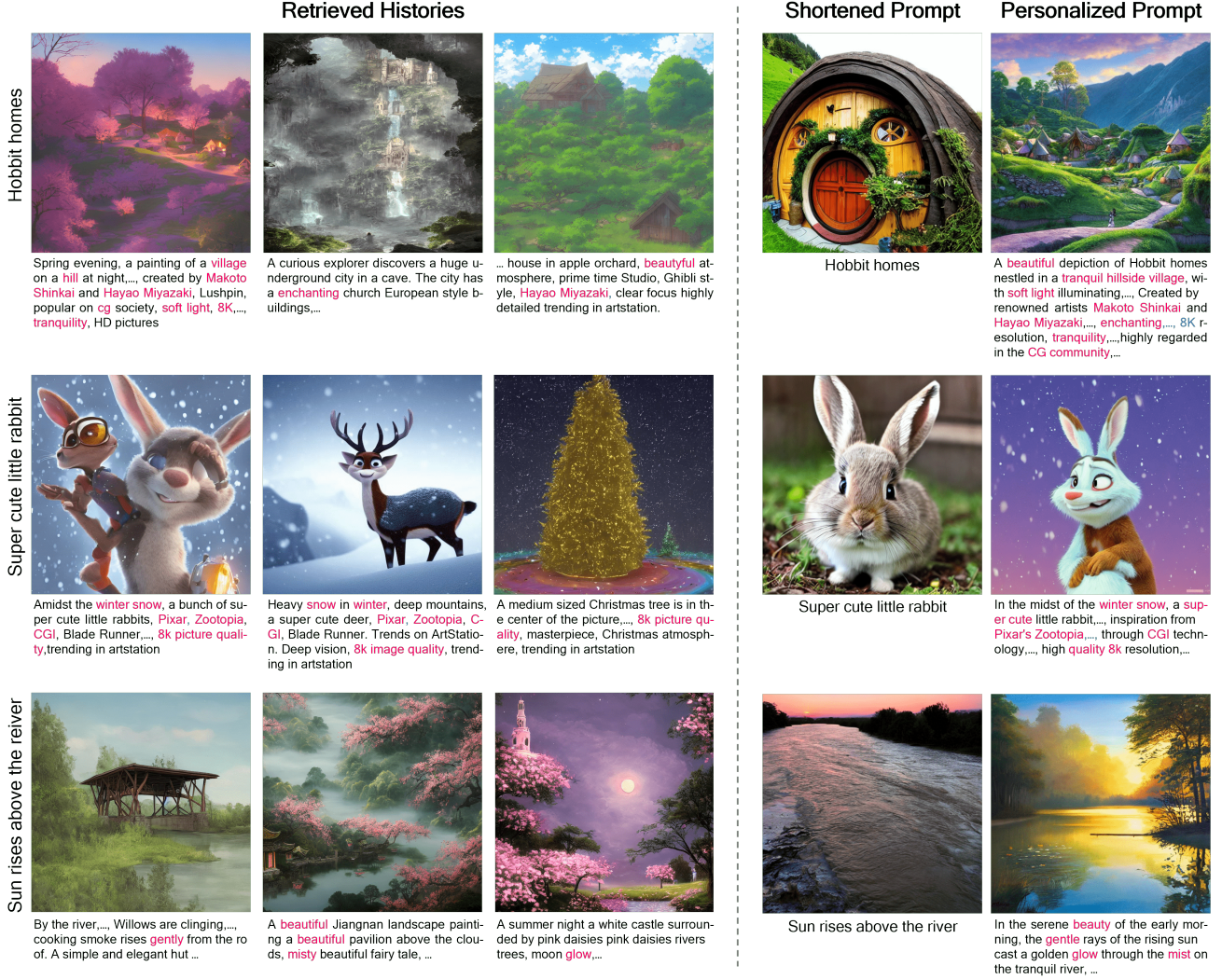


Figure 8. Qualitative analysis of personalized retrieval and rewriting.

demonstration example for each rewriting task, unless otherwise specified.

ChatGPT Input Template for Context-independent Rewriting

Prompt in text-to-image generation describes the detailed attributes of the object user plans to draw. User's preference in text-to-image generation is shown in history prompts.

Given 3 history prompts, your task is to rewrite the current prompt so that it matches the user's preference. The rewritten prompt should retain primary objects in the original prompt and conform to the user's preference. Please avoid being too diffused and restrict your output within 70 words.

The history prompts are: $\{\mathcal{R}_t\}$

The current prompt is: $\{x_t\}$

The rewritten prompt (one sentence less than 70 words) is:

Table 1. Input template for context-independent rewriting.

erwise specified.

Unless other specified, all the experiments use EBR to retrieve historical prompts, and one-shot in-context learning to rewrite the shortened prompt.

We use Stable Diffusion (SD) v1-5 [19] as our text-to-image generation model for all methods. SD v1-5 is sampled using PNDM scheduler in 50 steps and setting the classifier-free guidance scale to 7.0.

We compare our method with two baseline methods, namely Promptist [7] and General Prompt Rewriting (General PR). Both are general text-to-image prompt rewriting methods completely overlooking users' preferences.

Promptist [7]. Promptist uses the GPT-2 as the base model and has trained it on a self-collected text-to-image prompt dataset with 360K prompts, by using supervised fine-tuning method and reinforcement learning.

General PR. We prompt ChatGPT [15] to perform general prompt rewriting in a normal manner. In practice, we input ChatGPT with the current prompt x_t without any user historical information. Apart from the absence of histories, everything else of the prompt template for ChatGPT remains the same as the template in Table 1.

We feed baseline methods with the input prompt x_t and obtain its output as prompt rewriting results x'_t . x'_t is later used to generate their image results via $I'_t = \mathbf{G}(x'_t, \epsilon)$

5.2. Qualitative Analysis

To illustrate the effectiveness of our retrieval methods, we provide visualizations of the retrieved relevant image-prompt pairs in the left section of Figure 8. These examples are drawn from the experimental results of three different test prompts from three users. The retrieved histories exhibit a high degree of similarity with their corresponding queries in terms of objects, attributes, as well as the overall style or mood of the image.

This effectively demonstrates the proficiency of our retriever in sourcing relevant user histories, thereby providing a robust reference for our rewriter to carry out personalized prompt rewriting.

In the right section of Figure 8, we display the generation outcomes of both “Shortened Prompt” and “Personalized Prompt”. The “Shortened Prompt” column exhibits the results produced from the shortened prompts, while the “Personalized Prompt” column features the rewritten prompts of our method along with their corresponding generated images. It’s evident from these displays that images our method generates are more inclined towards user preferences based on their histories, a testament to the expressive power of our rewritten prompt. For instance, when the query “Hobbit homes” is used (as seen in the first row), we observe the user’s preferred style across three images, all capturing the mood of mountainous scenery and depicting the Hobbit homes within a consistent landscape.

5.3. Quantitative Comparison

To further examine the effectiveness of our Personalized PR method, we conduct offline and online quantitative evaluation, comparing different settings to the baseline methods without enhanced prompt rewritten on the test samples we created.

Offline Test Table 2 showcases the numerical results comparing various retrieval and rewriting configurations with shortened prompts. We can see that Promptist [7] and General PR are slightly better than ‘Shortened Prompt’ in terms of PMS and Image-Align. Without the users’ histories, these large language models perform prompt rewriting in arbitrary pathways. Thus, the rewritten prompts these baseline methods generate could totally deviate from the users’ preferences. Such hallucination scenarios re-

Method	Retriever	PMS \uparrow	Image-Align \uparrow	ROUGE-L \uparrow
Shortened Prompt	-	0.5567	0.6272	0.3268
Promptist [7]	-	0.5858	0.6481	0.2947
General PR	-	0.5996	0.5912	0.2082
Personalized PR	BM25	0.6125	0.6581	0.3942
	EBR	0.6083	0.6485	0.4137
Personalized PR+ ICL	BM25	0.6253	0.6456	0.4417
	EBR	0.6179	0.6796	0.4686

Table 2. Comparison results of different variants of our method with the baseline. Evidently, our method using EBR retriever (top-3 retrieval) and 1-shot ICL can achieve most best results.

sult in the decrease in terms of ROUGE-L for both Promptist [7] and General PR. This indicates that although general prompt rewriting methods appear to be refining the prompts, their results do not align with users’ preferences well. Our method outperforms all baseline methods, i.e. Promptist [7] and General PR, on all metrics.

A comparison between BM25 and EBR reveals that dense retrieval generally outperforms sparse retrieval, although the difference is relatively small, indicating that both methods can produce satisfactory results.

Further, when contrasting context-independent rewriting with in-context rewriting, it’s evident that ICL produces superior outcomes. By integrating ICL with EBR, we achieve absolute improvements of 14.2%, 6.9% and 5.6% in terms of ROUGE-L, PMS and Text-Align metrics respectively. This underscores the exceptional performance of personalized prompting.

To check how sensitive our prompt rewriting methods with respect to the length of the prompts before rewriting, we assess our rewriting method using two additional types of prompts with shorter lengths, namely “Noun Phrase” and “Noun”, as detailed in Table 3.

Prompt Type	Method	PMS \uparrow	Image-Align \uparrow	ROUGE-L \uparrow
Noun	Original	0.5537	0.6087	0.1770
	Personalized PR	0.6142	0.6478	0.2804
Noun Phrase	Original	0.5554	0.6146	0.2459
	Personalized PR	0.6168	0.6534	0.3387
Short Sentence	Original	0.5567	0.6272	0.3268
	Personalized PR	0.6179	0.6796	0.4686

Table 3. Performance with respect to different prompt lengths, i.e. *Noun*, *Noun Phrase* and *Short Sentence*. Our “Personalized PR” method equipped with top-3 dense retriever, and 1-shot ICL consistently enhances the results, even with only nouns or noun phrases.

These two prompts are derived using spaCy [9] from our dataset, adhering to the principle of minimizing word count while maintaining the main entities. The results displayed in Table 3 show that across all three shortened scale, “Personalized PR” outperforms the baseline across all metrics, demonstrating the effectiveness of our methods in recovering user preferences.

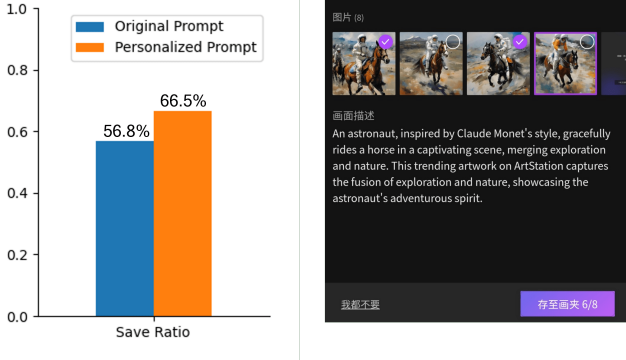


Figure 9. Illustration of our online evaluation methods and the improvement of Save Rate from personalized Prompt.

Online Test To further validate our approach, we implemented an open-domain online evaluation system on our website using SD v1.5. We invited 247 active users from our website to participate in the evaluation. Each time a user enters a prompt, they receive one of two results with equal probability: an image generated using the "Original Prompt" or an image generated using the "Personalized Prompt" of our method. The users are then given the option to "Save" or "Delete" each generated image based on their preference. We collect the users' actions of "Save" to evaluate the effectiveness of our method. The results of the online evaluation, as shown in Figure 9, indicate that users prefer images generated using the "Personalized Prompt" over the "Original Prompt", with a 17.1% increase in "Save" actions. This suggests that our method aligns better with user preferences, affirming its effectiveness. We anticipate even better results in real-world scenarios with more user information and an improved text-to-image generation method.

5.4. Ablation Study

In this section, we ablate the k relevant historical prompts used to rewrite personalized prompts and the number of demonstration examples used for in-context learning. We evaluate each experiment on the same setup as in Section 5.1.

Method	Retrieval Top- k	PMS \uparrow	Image-Align \uparrow	ROUGE-L \uparrow
Personalized PR + ICL	1	0.6057	0.6751	0.4539
	3	0.6179	0.6796	0.4686
	5	0.6204	0.6748	0.4474
	7	0.6265	0.6651	0.4592

Table 4. Ablation for Retrieval Top- k . We empirically conduct experiments with respect to $k \in \{1, 3, 5, 7\}$, keeping the configuration of DENSE retriever and 1-shot ICL.

Retrieval Top- k Ablation. As shown in Table 4, when using 3 most relevant historical prompts for rewriting, we can obtain most best results among all evaluation metrics. We analyze that too more historical prompts could provide

redundant information and also too long prompt input to ChatGPT worsens the rewriting performance. Therefore, we choose 3 as the number of retrieval results, a balanced manner between performance and efficiency.

Method (Retrieval)	ICL Shot	PMS \uparrow	Image-Align \uparrow	ROUGE-L \uparrow
Personalized PR (BM25)	1	0.6253	0.6456	0.4417
	3	0.6289	0.6580	0.4381
	5	0.6236	0.6571	0.4226
Personalized PR (EBR)	1	0.6179	0.6796	0.4686
	3	0.6274	0.6708	0.4354
	5	0.6242	0.6724	0.4439

Table 5. Ablation for Number of ICL Demonstrations. We experiment with consistent top-3 retrieval both on BM25 and EBR. When we set ICL shot as 1 and use EBR retriever, we observe more superior results appearing.

Number of ICL Demonstrations Ablation. Table 5 shows that 1-shot setting, i.e., given 1 demonstration example for in-context learning, can achieve the best results in general among all the four evaluation metrics regarding both BM25 and EBR. This demonstrates that our prompt rewriting template is efficient and effective enough for extracting the personalized preference from numerous historical data of each user.

6. Conclusion and Future Work

In conclusion, this study has underscored the significance of harnessing historical user behaviors to construct personalized AI content generation.

Our strategy has been to refine user prompts by capitalizing on previous user interactions with the system. We have introduced an innovative technique that entails reconfiguring user prompts based on a newly developed, large-scale text-to-image dataset encompassing over 300,000 prompts from 3,115 distinct users. This methodology has proven to augment the expressiveness of user prompts and ensure their alignment with the desired visual outputs. Our empirical results have underscored the supremacy of our techniques over conventional methods. This superiority was corroborated through our novel offline evaluation method and online tests, thereby affirming the efficacy of our approach.

Although the outcomes are encouraging, considerable research still lies ahead in this domain. In the realm of personalized text-to-image generation, the incorporation of more personal details like a user's age and gender could bolster performance. The methodologies used could be extended to other large pretrained models, including language models. Additionally, techniques for enhancing search engines, such as data source purification and ranking optimization, could be assimilated into these models.

We are confident that our contributions represent an advancement towards a more personalized and user-focused artificial intelligence.

7. Ethics Statement

In this section, we discuss three primary ethical considerations regarding both our PIP dataset and the proposed method.

- **Copyright.** When using our text-to-image generation website, all users consent to our privacy policy and data usage agreement. This includes academic utilization and the dissemination of any content hosted on the server, such as anonymized prompts, images, and user iterations.
- **Privacy.** We’ve ensured that all user data in the PIP dataset, including usernames and other private details, has been anonymized. It is worth noting that while rare, there is a possibility that certain prompts could contain sensitive information. But, this is uncommon because our website has strict rules against writing personal information in the prompts, and has professional detectors to eliminate any violative content as well.
- **Potential Harm.** Although we have built strong detectors to filter out inappropriate material on our website, there remains a potential for occasional instances of NSFW (Not Safe for Work) content to emerge in PIP dataset. Furthermore, our method uses Stable Diffusion v1-5 and ChatGPT as a prior, therefore it inherits any problematic biases and limitations that they may have.

References

- [1] Tom Brown, Benjamin Mann, Nick Ryder, Melanie Subbiah, Jared D Kaplan, Prafulla Dhariwal, Arvind Neelakantan, Pranav Shyam, Girish Sastry, Amanda Askell, et al. Language models are few-shot learners. *Advances in neural information processing systems*, 33:1877–1901, 2020. **1**
- [2] Niv Cohen, Rinon Gal, Eli A Meir, Gal Chechik, and Yuval Atzmon. “this is my unicorn, fluffy”: Personalizing frozen vision-language representations. In *European Conference on Computer Vision*, pages 558–577. Springer, 2022. **2**
- [3] Grégoire Delétang, Anian Ruoss, Paul-Ambroise Duquenne, Elliot Catt, Tim Genewein, Christopher Mattern, Jordi Grau-Moya, Li Kevin Wenliang, Matthew Aitchison, Laurent Orseau, et al. Language modeling is compression. *arXiv preprint arXiv:2309.10668*, 2023. **1**
- [4] Rinon Gal, Yuval Alaluf, Yuval Atzmon, Or Patashnik, Amit H Bermano, Gal Chechik, and Daniel Cohen-Or. An image is worth one word: Personalizing text-to-image generation using textual inversion. *arXiv preprint arXiv:2208.01618*, 2022. **1, 2**
- [5] Rinon Gal, Moab Arar, Yuval Atzmon, Amit H Bermano, Gal Chechik, and Daniel Cohen-Or. Encoder-based domain tuning for fast personalization of text-to-image models. *ACM Transactions on Graphics (TOG)*, 42(4):1–13, 2023. **2**
- [6] Qingyan Guo, Rui Wang, Junliang Guo, Bei Li, Kaitao Song, Xu Tan, Guoqing Liu, Jiang Bian, and Yujia Yang. Connecting large language models with evolutionary algorithms yields powerful prompt optimizers, 2023. **2**
- [7] Yaru Hao, Zewen Chi, Li Dong, and Furu Wei. Optimizing prompts for text-to-image generation. *arXiv preprint arXiv:2212.09611*, 2022. **2, 6, 7, 1**
- [8] Jack Hessel, Ari Holtzman, Maxwell Forbes, Ronan Le Bras, and Yejin Choi. Clipscore: A reference-free evaluation metric for image captioning. *arXiv preprint arXiv:2104.08718*, 2021. **4**
- [9] Matthew Honnibal, Ines Montani, Sofie Van Landeghem, and Adriane Boyd. spaCy: Industrial-strength Natural Language Processing in Python. 2020. **7**
- [10] Rolf Jagerman, Honglei Zhuang, Zhen Qin, Xuanhui Wang, and Michael Bendersky. Query expansion by prompting large language models. *arXiv preprint arXiv:2305.03653*, 2023. **1, 2**
- [11] Ranjay Krishna, Yuke Zhu, Oliver Groth, Justin Johnson, Kenji Hata, Joshua Kravitz, Stephanie Chen, Yannis Kalantidis, Li-Jia Li, David A Shamma, et al. Visual genome: Connecting language and vision using crowdsourced dense image annotations. *International journal of computer vision*, 123:32–73, 2017. **4**
- [12] Nupur Kumari, Bingliang Zhang, Richard Zhang, Eli Shechtman, and Jun-Yan Zhu. Multi-concept customization of text-to-image diffusion. In *Proceedings of the IEEE/CVF Conference on Computer Vision and Pattern Recognition*, pages 1931–1941, 2023. **2**
- [13] Jiachang Liu, Dinghan Shen, Yizhe Zhang, Bill Dolan, Lawrence Carin, and Weizhu Chen. What makes good in-context examples for gpt-3? *arXiv preprint arXiv:2101.06804*, 2021. **5**
- [14] Jianmo Ni, Chen Qu, Jing Lu, Zhuyun Dai, Gustavo Hernández Ábrego, Ji Ma, Vincent Y Zhao, Yi Luan, Keith B Hall, Ming-Wei Chang, et al. Large dual encoders are generalizable retrievers. *arXiv preprint arXiv:2112.07899*, 2021. **4**
- [15] OpenAI. Chatgpt. <https://chat.openai.com>. **5, 7**
- [16] Alec Radford, Jong Wook Kim, Chris Hallacy, Aditya Ramesh, Gabriel Goh, Sandhini Agarwal, Girish Sastry, Amanda Askell, Pamela Mishkin, Jack Clark, et al. Learning transferable visual models from natural language supervision. In *International conference on machine learning*, pages 8748–8763. PMLR, 2021. **4**
- [17] Aditya Ramesh, Mikhail Pavlov, Gabriel Goh, Scott Gray, Chelsea Voss, Alec Radford, Mark Chen, and Ilya Sutskever. Zero-shot text-to-image generation. In *International Conference on Machine Learning*, pages 8821–8831. PMLR, 2021. **2**
- [18] Aditya Ramesh, Prafulla Dhariwal, Alex Nichol, Casey Chu, and Mark Chen. Hierarchical text-conditional image generation with clip latents. *arXiv preprint arXiv:2204.06125*, 1(2):3, 2022. **2**
- [19] Robin Rombach, Andreas Blattmann, Dominik Lorenz, Patrick Esser, and Björn Ommer. Stable diffusion v1-5. <https://huggingface.co/runwayml/stable-diffusion-v1-5>. **6**
- [20] Robin Rombach, Andreas Blattmann, Dominik Lorenz, Patrick Esser, and Björn Ommer. High-resolution image synthesis with latent diffusion models. In *Proceedings of*

- the *IEEE/CVF Conference on Computer Vision and Pattern Recognition (CVPR)*, pages 10684–10695, 2022. 1, 2, 3, 5
- [21] Nataniel Ruiz, Yuanzhen Li, Varun Jampani, Yael Pritch, Michael Rubinstein, and Kfir Aberman. Dreambooth: Fine tuning text-to-image diffusion models for subject-driven generation. In *Proceedings of the IEEE/CVF Conference on Computer Vision and Pattern Recognition*, pages 22500–22510, 2023. 2
 - [22] Chitwan Saharia, William Chan, Saurabh Saxena, Lala Li, Jay Whang, Emily L Denton, Kamyar Ghasemipour, Raphael Gontijo Lopes, Burcu Karagol Ayan, Tim Salimans, et al. Photorealistic text-to-image diffusion models with deep language understanding. *Advances in Neural Information Processing Systems*, 35:36479–36494, 2022. 2
 - [23] Sebastian Schuster, Ranjay Krishna, Angel Chang, Li Fei-Fei, and Christopher D Manning. Generating semantically precise scene graphs from textual descriptions for improved image retrieval. In *Proceedings of the fourth workshop on vision and language*, pages 70–80, 2015. 4
 - [24] Jing Shi, Wei Xiong, Zhe Lin, and Hyun Joon Jung. Instant-booth: Personalized text-to-image generation without test-time finetuning. *arXiv preprint arXiv:2304.03411*, 2023. 2
 - [25] Yoad Tewel, Rinon Gal, Gal Chechik, and Yuval Atzmon. Key-locked rank one editing for text-to-image personalization. In *ACM SIGGRAPH 2023 Conference Proceedings*, pages 1–11, 2023. 2
 - [26] Xiao Wang, Sean MacAvaney, Craig Macdonald, and Iadh Ounis. Generative query reformulation for effective adhoc search. *arXiv preprint arXiv:2308.00415*, 2023. 2
 - [27] Chengrun Yang, Xuezhi Wang, Yifeng Lu, Hanxiao Liu, Quoc V Le, Denny Zhou, and Xinyun Chen. Large language models as optimizers. *arXiv preprint arXiv:2309.03409*, 2023. 2
 - [28] Lvmin Zhang and Maneesh Agrawala. Adding conditional control to text-to-image diffusion models. *arXiv preprint arXiv:2302.05543*, 2023. 2
 - [29] Shanshan Zhong, Zhongzhan Huang, Wushao Wen, Jinghui Qin, and Liang Lin. Sur-adapter: Enhancing text-to-image pre-trained diffusion models with large language models. *arXiv preprint arXiv:2305.05189*, 2023. 1, 2
 - [30] Yongchao Zhou, Andrei Ioan Muresanu, Ziwen Han, Keiran Paster, Silviu Pitis, Harris Chan, and Jimmy Ba. Large language models are human-level prompt engineers. *arXiv preprint arXiv:2211.01910*, 2022. 2

Tailored Visions: Enhancing Text-to-Image Generation with Personalized Prompt Rewriting

Supplementary Material

8. Details of User Preference Summarization in PIP Dataset

Here, we provide details about how the user preference P_u in PIP dataset is summarized. As mentioned in Section 3.3, we use ChatGPT to summarize P_u based on the user u 's historical prompts Q_t . Considering ChatGPT's context length, we randomly select 50 historical prompts for summarization, assuming users have more than 50 different historical prompts. The input template for ChatGPT is shown in Table 6.

ChatGPT Input Template for Summarizing User Preference

Your task is to use no more than five phrases to summarize user's preference based on history text prompts he uses in text to image generation.

A user's preference reveals what kind of image he might prefer or the image style he likes. Do not include objects that appear in history prompts in your answer. Just answer the phrases in sequential order, separate using a comma.

Please summarize the preference for the following user:

The history prompts of a user: Q_t

The keywords of the user's preference:

Table 6. Prompt Template we use for summarizing user preference

9. Further Details of In-Context Personalized PR and General PR

As mentioned in 5.1, our prompt manner for in-context rewriting is as similar as for context-independent, both in Personalized PR and General PR. Here we show the in-context personalized PR input template in Table 7, and we show the general PR input template in Table 8, respectively.

10. Additional Qualitative Results

We provide additional qualitative results of our Personalized PR method to demonstrate the effectiveness of our method.

In Figure 10 and Figure 11, we show comparisons of our method against baseline methods, i.e. Promptist [7] and General PR, in terms of the rewritten prompt as well as the corresponding images generated using SD v1-5. All methods use the "Shortened Prompt" as input x_t . To evaluate the alignment with the user preference of the compared methods, we show the user preference P_u for several cases of the exemplar. By leveraging historical prompts, our method

ChatGPT Input Template for In-context Rewriting

Prompt in text-to-image generation describes the detailed attributes of the object user plans to draw. User's preference in text-to-image generation is shown in history prompts.

Given 3 history prompts, your task is to rewrite the current prompt so that it matches the user's preference. The rewritten prompt should retain primary objects in the original prompt and conform to the user's preference. Please avoid being too diffused and restrict your output within 70 words.

Examples: $\{\mathcal{E}\}$

The history prompts are: $\{\mathcal{R}_t\}$

The current prompt is: $\{x_t\}$

The rewritten prompt (one sentence less than 70 words) is:

Table 7. ChatGPT input template for in-context personalized prompt rewriting.

ChatGPT Input Template for General Prompt Rewriting

Prompt in text-to-image generation describes the detailed attributes of the object he plans to draw. A nice prompt for text-to-image generation usually includes various aspects of the image including descriptions of the scene, mood, style, lighting, and more.

Given an input prompt, your task is to rewrite the prompt to a better one. Your rewritten prompt is supposed to describe the image better, and less than 70 words.

The input prompt is: $\{x_t\}$

The rewritten prompt (one sentence less than 70 words) is :

Table 8. Input template for General PR.

can rewrite the prompt in accordance with the user's preference in each case. However, general prompt rewriting methods either insert just a few tags (such as "digital art" or "by greg rutkowski" etc.) arbitrarily. These generations either produce something resembling a carefully crafted text-to-image prompt or continually add tedious details, resulting in a lengthy text output. Lost histories, these methods fail to meet the user's preference.

As mentioned in 5.3 and Table 3, we have conducted experiments to demonstrate the performance of our method in terms of two shorter types of input prompt x_t . The quantitative results in 3 showcase that our method performs robustly even on conditions of very short prompt. Here, we provide two qualitative examples along with user ground truth generated images in Figure 12. These results showcase that, by leveraging historical prompts, our method is capable of













Shortened Prompt	Promptist	General PR	Personalized PR (Ours)	User Preference
 <p>Magical forest with dramatic lighting.</p>	 <p>Magical forest, dramatic lighting, by greg rutkowski, digital art, trending on artstation</p>	 <p>Immerse yourself in the enchanting depths of a mystical forest as vibrant rays of golden light pierce through the ancient trees, casting an ethereal glow that whispers of untold secrets and hidden wonders.</p>	 <p>Magical forest with fireflies, wild flowers, vines, and dramatic lighting, fantastic mysterious style, trending in artstation.</p>	<p>night scenes, nature, fantasy landscapes, dream-like atmosphere, surrealism</p>
 <p>Sky Waterfall</p>	 <p>Sky Waterfall, by WLOP,</p>	 <p>Immerse yourself in the breathtaking beauty of a sky waterfall, where the boundless expanse of the sky seamlessly cascades down like a majestic waterfall, painting the horizon with a mesmerizing display of colors and patterns that evoke a sense of tranquility and wonder.</p>	 <p>A majestic sky waterfall cascades down against the backdrop of a towering snow mountain, creating a visual masterpiece that is currently trending in artstation.</p>	<p>scenary, peaceful, trending in artstation, snowy landscape, ancient and mysterious</p>
 <p>Moon and boat</p>	 <p>Moon and boat. intricate, elegant, highly detailed, digital painting, art station, concept art, sharp focus, illustration, by justin gerard and artgerm, 8k</p>	 <p>A serene scene of a crescent moon shining brightly over a small wooden fishing boat, peacefully gliding across the calm waters, with the moon's reflection gently dancing on its surface, creating a tranquil and surreal atmosphere. The soft rays of moonlight illuminate the boat, casting shadows and highlighting its intricate details, while the distant stars twinkle in the night sky, adding a touch of enchantment to the captivating image.</p>	 <p>A small boat floats on a river stream illuminated by moonlight, creating a serene and captivating scene that is trending on Artstation.</p>	<p>moonlight, river, mountains, fantasy, romantic</p>

Figure 10. Qualitative comparison of our method Personalized PR against baseline methods. Compared with Promptist, General PR, our personalized method aligns with user preference better. Please zoom in to see details.

rewriting input prompt x_t properly and further generating images that are very close to the users' true intentions, either in terms of style or objects. Even in scenarios where

the prompt only comprises nouns without attributes, our method adeptly discerns the implicit taste of users toward these objects, resulting in image generation much closer to













Shortened Prompt	Promptist	General PR	Personalized PR (Ours)	User Preference
 <p>Angry sea wave</p>	 <p>angry sea waves, intricate, elegant, highly detailed, digital painting, artstation, concept art, smooth, sharp focus, illustration,</p>	 <p>Furious waves crash against the shoreline, swirling with uncontrollable rage, sending torrents of water spraying into the air, creating an intense and tempestuous scene.</p>	 <p>The sea is filled with raging waves, crashing against the shore with anger and intensity, creating a tumultuous sight amidst the vastness of the ocean, trending in artstation.</p>	oceanic landscapes, dusty scenery, morning scenes, powerful,
 <p>Strange dreams, trending in artstation.</p>	 <p>strange dreams, trending in artstation.</p>	 <p>Enter the realm of Strange Dreams, where ethereal and otherworldly visions captivate the senses in the latest art sensation taking over ArtStation. Immerse yourself in a scene that seamlessly blends reality and fantasy, creating a mood of intrigue and mystery. Marvel at the impeccable style and attention to detail, enhanced by the play of light and shadows, as each stroke of the artist's brush brings these dreams to life on canvas.</p>	 <p>In the dreamy distance, a surreal world is inhabited by a charming group of people. As the train arrives, the infinite beauty of the sunset unfolds before their eyes. This enchanting scene captures the essence of strange and captivating dreams. It is a trending topic on Artstation, captivating the imagination of art enthusiasts.</p>	magical scenes, ancient architecture, dreamy atmosphere, nature, beautiful
 <p>Mountains</p>	 <p>Mountains, intricate, elegant, highly detailed, digital painting, artstation, concept art, smooth, sharp focus, illustration,</p>	 <p>A majestic mountain range rises against a clear blue sky, displaying its rugged peaks and deep valleys, creating a sense of awe and wonder. The sunlight illuminates the scene with a warm and golden glow, casting long shadows that highlight the sublime beauty of nature. The serene and peaceful atmosphere invites one to explore and experience the tranquility of these breathtaking mountains.</p>	 <p>In the vastness of mountains, the sunset paints the sky with vibrant colors, while the night sky is adorned with a canopy of countless stars, trending in artstation.</p>	night scenes, natural landscapes, romantic atmosphere, dreamy elements, seasonal beauty.

Figure 11. More comparison results. Please zoom in to see details.

the users' actual preferences.



Figure 12. Qualitative results of our method under different type (length) of input prompts. Our personalized PR can generate more expressive user-preferred images as similar as the user groundtruth compared with the original prompt. Please zoom in to see details.



Figure 13. A failure case of our method. The words in blue indicate irrelevant objects are added to the rewritten prompt, resulting in bad generation.




Figure 14. A failure case of our method.

11. Failure Cases

Our Personalized PR is a first trial of personalized text-to-image prompt rewriting, where we evaluate our methods using naive yet effective methods and models. Nevertheless, we would like to present failure cases of our Personalized PR method. While such failures do occur for some reasons, they are exceptionally rare. From which, we expect that our method’s failure could help promote further studies on personalized prompt rewriting.

Figure 13 illustrates a failure case where irrelevant objects are involved in the image. We attribute the results into two reasons: the irrelevant retrieval result \mathcal{R}_t , and the misconception of Rewriter. For the irrelevant retrieval result, the retrieved historical prompts describe some totally different scenes, such as “group of angels” and “Sky City” in the third retrieved history shown in Figure 13. For the misconception of Rewriter, the Rewriter ChatGPT [15] captures some objects irrelevant to “fried wings” which is the user’s preference, thus leading to this failure.

Furthermore, we visualize another failure case in Figure 14. It happens when the Rewriter fails to acquire adequate

personalized information from historical prompts. In this case, the user prefers to generate various objects without sequential connections in the historical prompts. Therefore, the Rewriter fails to capture useful information for prompt rewriting. As a result, the rewritten prompt can be likely the generation result sourcing from the ChatGPT’s hallucination.

Even though there might be instances of failure, our Personalized PR poses a foundation method to align text-to-image prompts with user preferences. With our constructed PIP dataset, proposed Personalized PR method and the corresponding standard evaluation, we have paved a pathway of personalization in text-to-image generation and we expect to foster further research towards better user preference extraction.