

CRiBo : SELF-SUPERVISED LEARNING VIA CROSS-IMAGE OBJECT-LEVEL BOOTSTRAPPING

Tim Lebailly^{1*}Thomas Stegmüller^{2*}Behzad Bozorgtabar^{2,3}Jean-Philippe Thiran^{2,3}Tinne Tuytelaars¹¹KU Leuven²EPFL³CHUV¹{firstname}.{lastname}@esat.kuleuven.be²{firstname}.{lastname}@epfl.ch

ABSTRACT

Leveraging nearest neighbor retrieval for self-supervised representation learning has proven beneficial with object-centric images. However, this approach faces limitations when applied to scene-centric datasets, where multiple objects within an image are only implicitly captured in the global representation. Such global bootstrapping can lead to undesirable entanglement of object representations. Furthermore, even object-centric datasets stand to benefit from a finer-grained bootstrapping approach. In response to these challenges, we introduce a novel **Cross-Image Object-Level Bootstrapping** method tailored to enhance dense visual representation learning. By employing object-level nearest neighbor bootstrapping throughout the training, CrIBo emerges as a notably strong and adequate candidate for in-context learning, leveraging nearest neighbor retrieval at test time. CrIBo shows state-of-the-art performance on the latter task while being highly competitive in more standard downstream segmentation tasks. Our code and pretrained models will be publicly available upon acceptance.

1 INTRODUCTION

Over the past few years, the field of artificial intelligence has experienced significant advancements, primarily driven by the democratization of deep learning techniques (Krizhevsky et al., 2012). Self-supervised learning (SSL) stands out as one of the major factors contributing to the success of deep learning. Indeed, SSL has opened the door to the training of large foundation models pretrained on massive amounts of uncurated data. In natural language processing (NLP), this large-scale task-agnostic pretraining has been the key to unlocking general-purpose features that perform well on various downstream tasks. Conversely, in computer vision (CV), task-specific models and finetuning remain the *de facto* choice, in part due to the lack of consensus around the pretraining pretext task, such as is the case in NLP with masked language modeling (MLM).

Nonetheless, Balažević et al. (2023) showed that under the auspices of their contextual pretraining, dense nearest neighbor retrieval performed comparably with task-specific models while being

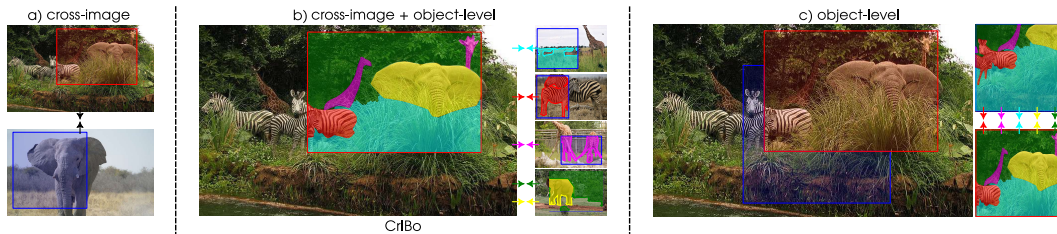


Figure 1: **Positioning of CrIBo in the landscape of self-supervised learning.** a) Illustration of the cross-image self-supervision concept. c) Depiction of object-level self-supervision. b) CrIBo benefits from both learning paradigms.

*denotes equal contribution.

significantly more efficient. The contextualization mechanism ensures the alignment of the pretraining phase with dense nearest neighbor evaluation by leveraging within and across image attention. Nevertheless, this mechanism only partially fulfills the alignment objective as *i)* the cross-image attention mechanism occurs from **local to global** features and *ii)* consistency is only encouraged between contextualized **image-level** representations of views from the **same image**. To mitigate these limitations, we propose to **explicitly** enforce cross-image consistency between object-level representations as shown in Figure 1.

Most recent self-supervised learning algorithms, *e.g.*, Chen et al. (2020); He et al. (2020); Grill et al. (2020a); Caron et al. (2021), revolve around the objective of learning image-level representations invariant to semantic-preserving data augmentations. CrIBo departs from this paradigm in two ways. First, we encourage consistency at the granularity of the object in the images, and second, this consistency is enforced between objects from different images. In doing so, our pretraining aligns well with the objective of obtaining general-purpose representations tailored for dense nearest neighbor retrieval. Furthermore, by operating at the object level, CrIBo elegantly mitigates the pitfall of contextual bias Singh et al. (2020), and is therefore compatible with *scene-centric* images which constitute the bulk of web-scale datasets.

Our contributions are as follows. **1)** To the best of our knowledge, CrIBo is the first SSL approach that explicitly enforces cross-image consistency at the object/object-part level. **2)** The resulting representations excel in *in-context scene understanding* tasks (Balažević et al., 2023) without compromising the performance on standard segmentation benchmarks. **3)** Moreover, CrIBo is compatible with scene-centric datasets, addressing a gap in the existing cross-image SSL literature.

2 RELATED WORKS

Image-level self-supervision. Seminal work SimCLR (Chen et al., 2020) has played a pivotal role in promoting the widespread adoption of *cross-view consistency* as a fundamental principle for visual representation learning. However, such pretext task admits trivial solutions and contemporary works have yet to agree on the ideal way to prevent them. One effective and intuitive approach to address this issue involves the use of negative samples (Chen et al., 2020; Hjelm et al., 2018), which effectively mitigates degeneracy but requires the use of large batchsizes. This can be alleviated with a memory bank (He et al., 2020). Self-distillation methods, on the other hand, do not use explicit negatives. They avoid trivial solutions by using asymmetry in the form of *e.g.*, an additional predictor (Chen & He, 2020; Grill et al., 2020b) on one branch, using stop-gradients (Chen & He, 2020; Caron et al., 2021; Li et al., 2021; Grill et al., 2020b), a momentum encoder (Caron et al., 2021; Grill et al., 2020b), *etc.* On the other end of the spectrum, clustering-based methods avoid trivial solutions by enforcing equipartition of the samples across a set of clusters (Asano et al., 2019; Caron et al., 2018; 2020; 2021).

Localized self-supervision. A finer-grained self-supervision can be obtained by leveraging the inherent spatial structure of images and by enforcing cross-view consistency at a localized level. This ensures that the resulting features are better aligned with dense downstream tasks. These methods can be broadly categorized based on the level of granularity at which they enforce similarity. One line of work involves enforcing similarity at the feature level, known as the local-level approach, where individual features (or local-representations) are directly contrasted (Wang et al., 2021; Liu et al., 2020; O Pinheiro et al., 2020; Xie et al., 2021b; Lebailly & Tuytelaars, 2022; Bardes et al., 2022). Another approach operates at a coarser level, promoting similarity between semantically coherent groups of features, referred to as the object-level approach (Cho et al., 2021; Wen et al., 2022; Hénaff et al., 2021; 2022; Xie et al., 2021a; Seitzer et al., 2022; Stegmüller et al., 2023).

Alternatively, there have been propositions of dense fine-tuning strategies (Hamilton et al., 2022; Ziegler & Asano, 2022; Yun et al., 2022; Wang et al., 2022). These techniques are designed to enhance models initially trained with an image-level objective (Caron et al., 2021) with localized self-supervision. However, the former cannot be used as stand-alone pretraining methods. Another way of using the inherent spatial structure is by leveraging patch location prediction (Caron et al., 2022) or by asking the model to reconstruct the input image from a corrupted/masked version thereof (He et al., 2022).

Cross-image self-supervision. Moving beyond the conventional cross-view consistency inherent in numerous self-supervised methods, image-level bootstrapping harnesses nearest neighbors in the latent space for self-labeling and metric learning (Dwibedi et al., 2021; Koohpayegani et al., 2021). Current bootstrapping methods for representation learning face two challenges. Firstly, the effectiveness of using distance metrics in the latent space as a proxy for semantic closeness is contingent on the quality of the learned representations, especially during the initial stage of pretraining when the encoder is randomly initialized. To address this limitation, adaptive bootstrapping methods have been proposed, aiming to avoid systematic nearest neighbor bootstrapping (Lebailly et al., 2023). Secondly, in the context of scene-centric images, image-level bootstrapping reveals a tendency to entangle object representations, which can have detrimental effects on dense downstream tasks. These issues motivate the introduction of the object-level cross-image self-supervised learning paradigm.

Recently, Balažević et al. (2023) proposed to leverage attention within and across images. The latter contextualizes the local representations of an image with the global ones from other images to adapt for in-context learning of various scene understanding tasks at test time.

3 METHOD

3.1 PRELIMINARIES

Before diving into the method, we briefly introduce the terminology used in this paper.

Dense representation. A representation that explicitly preserves the spatial dependencies of the input image is referred to as a *dense representation*. We denote such representations by $\mathbf{z} \in \mathbb{R}^{H \times W \times d}$ or $\mathbb{R}^{HW \times d}$ where H and W are the height and width of the image or a downscaled version thereof and d refers to the dimension of the latent space. The dense representation produced by a convolutional neural network is a stack of output feature maps, whereas a vision transformer yields an ordered sequence of tokens.

Local representation. Given a spatial location n out of the $N = HW$ possible ones, the associated slice of the dense representation $\mathbf{z}^n \in \mathbb{R}^d$ with $n \in \{1, 2, \dots, N\}$ is referred to as a *local representation*.

Object representation. The *object representation* $\mathbf{c}^k \in \mathbb{R}^d$ of the k^{th} object within an image is derived by aggregating the local representations associated with the corresponding object. We use the term *object* loosely to refer to a semantically coherent region within the image.

Global representation. The *global representation*, denoted as $\bar{\mathbf{z}} \in \mathbb{R}^d$, is a global aggregation over the spatial dimensions of the dense representation. As an example, this corresponds to the [CLS] token in a ViT (Dosovitskiy et al., 2020) or the result of a global average pooling layer in case of a CNN.

Bootstrapping Here, the term *bootstrapping*¹ refers to the utilization of the model’s current knowledge to enhance its performance further. In the scope of this study, this materializes as leveraging distances in the latent space to find object-level nearest neighbors that can be used to form positive pairs for self-distillation.

3.2 OBJECT-LEVEL CROSS-IMAGE BOOTSTRAPPING (CRIBO)

In Section 1, we discuss the need for generalist models capable of performing various downstream tasks without requiring any finetuning. A recent study (Balažević et al., 2023) demonstrated that this could be achieved by leveraging nearest neighbor retrieval at test time and contextualization throughout the training phase. Aligning with this aim, we propose further reducing the gap between the training and test phases by explicitly enforcing consistency between object-level nearest neighbors. The existing SSL studies exploiting nearest neighbors are built solely around global representations and are rooted in the assumption of datasets being object-centric. Hence, a simplistic

¹The term bootstrapping is employed in the colloquial sense, as opposed to the statistical sense.

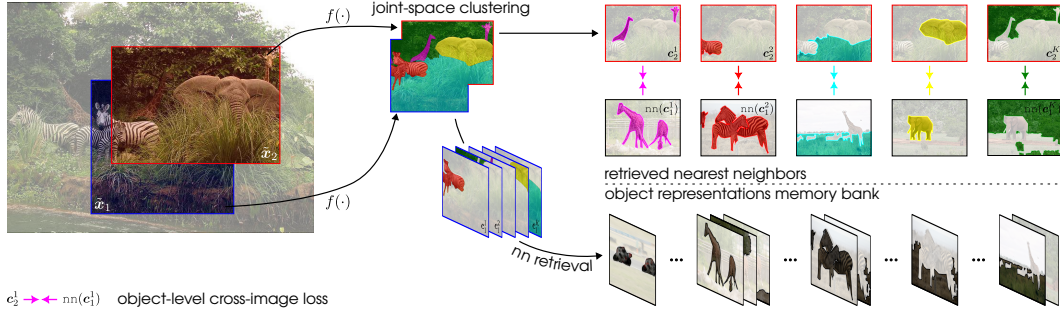


Figure 2: **High-level overview of cross-image object-level bootstrapping (CrIBo).** Given an encoder f and pair of augmented views \tilde{x}_1 and \tilde{x}_2 , object representations c_i^k (depicted as colored object masks) from each view i are computed. Using a memory bank, the nearest neighbors of each object representation c_1^k from the first view are retrieved. A self-supervised consistency loss (depicted as colored arrows) is then enforced between c_2^k and its corresponding retrieved neighbor from the other view $nn(c_1^k)$.

extension of such frameworks to our proposed scenario is impracticable. To accomplish our goal, the following steps are required:

1. Identify semantically coherent regions within the image to create object-level representations (Sec. 3.2.1).
2. Match pairs of object-level representations across images (Sec. 3.2.2).
3. Apply cross-image consistency between pairs of matching object-level representations (Sec. 3.2.3).

A high-level overview of our proposed method CrIBo can be found in Figure 2.

3.2.1 SEMANTICALLY COHERENT IMAGE REGIONS

The first step towards cross-image object-level bootstrapping is to identify semantically coherent image regions within the images. We argue that it is beneficial to use pairs of augmented views for each input image and to have a cross-view correspondence between the objects in both views. Indeed, image-level SSL methods yield significantly worsened performance when training without photometric augmentations (Dwibedi et al., 2021). This is observed when positive pairs originate from the same image and to a lesser extent (but still significant) when they do not. This drop in performance highlights the need to shed away low-level similarities between positive pairs of images with data augmentations. To prevent this from occurring with nearest neighbor (NN) positives, Dwibedi et al. (2021) refrain from enforcing consistency between a retrieved NN and its query. At the image level, this can be easily implemented by leveraging the duplicity of the views. More specifically, given two augmented views \tilde{x}_1 and \tilde{x}_2 as well as their corresponding global-representation \tilde{z}_1 and \tilde{z}_2 , a similarity constraint is enforced between \tilde{z}_1 and $nn(\tilde{z}_2)$ where $nn(\cdot)$ denotes the nearest neighbor operator. Conversely, at the object level, this requires a cross-view correspondence between object representations from both views. To that end, we rely on an online joint-space clustering algorithm from Stegmüller et al. (2023).

Joint-space clustering. The clustering algorithm takes as input the dense representations $z_1 \in \mathbb{R}^{N \times d}$ and $z_2 \in \mathbb{R}^{N \times d}$ associated with the two augmented views and concatenates them along the token axis to obtain the dense representation of the joint-view, $z_{cat} \in \mathbb{R}^{2N \times d}$. The $2N$ tokens are subsequently partitioned into K clusters to produce semantically coherent and spatially compact clusters. A hyperparameter λ_{pos} modulates the importance of the spatiality against that of the semantic (see Tab. 4). The resulting assignment is encoded in a matrix $\mathbf{Q} \in \mathbb{R}^{2N \times K}$, which can be split in two to obtain the view-wise assignments $\mathbf{Q}_1, \mathbf{Q}_2 \in \mathbb{R}^{N \times K}$. Here $\mathbf{Q}_i(n, k)$ denotes a soft-assignment of token n to object-cluster k in view i . These can in turn be used to compute the K

object representations $\mathbf{c}_i \in \mathbb{R}^d$ in each view i as follows:

$$\mathbf{c}_i^k = \sum_{n \in [N]} \mathbf{Q}_i(n, k) \cdot \mathbf{z}_i^n, \quad i \in \{1, 2\} \quad (1)$$

Note that the columns of \mathbf{Q}_i undergo l_1 normalization, rendering the object representations as affine combinations of local representations. It can be observed that the cross-view correspondence is provided for free as the object representation \mathbf{c}_1^k from the first view is matched to \mathbf{c}_2^k in the second one as a consequence of the joint-space clustering. In practice, it can be the case that some objects are exclusive to one of the two views *i.e.*, $\sum_{n \in [N]} \mathbf{Q}_i(n, k) = 0$. In that case, the object k is simply discarded from the view where it is present. In Section 3.2.2, we show that such cross-view correspondence can be harnessed to improve the training stability through a bootstrapping criterion.

3.2.2 CROSS-IMAGE OBJECT MATCHINGS

In Section 3.2.1, we detail the methodology for identifying objects within the views of a given image and establish the strategy for their alignment from one view to another. Subsequent to this step is the critical phase of aligning such objects across images. For reasons that will be delineated in the next paragraph, we rely on a pair of memory banks \mathcal{M}_1 and \mathcal{M}_2 , which are populated with object representations extracted from the first and second views during previous iterations. As such, the memory banks \mathcal{M}_i can be queried with an object representation \mathbf{c}_i^k to retrieve its nearest neighbor:

$$\text{nn}(\mathbf{c}_i^k, \mathcal{M}_i) \triangleq \arg \min_{\mathbf{c} \in \mathcal{M}_i} \frac{\mathbf{c}^\top \mathbf{c}_i^k}{\|\mathbf{c}\|_2 \|\mathbf{c}_i^k\|_2} \quad (2)$$

Here, we consider $\text{nn}(\mathbf{c}_1^k, \mathcal{M}_1)$ and \mathbf{c}_1^k as cross-image object-level matches.

Cycle-consistent matchings. At the beginning of the pre-training phase, where the encoder is randomly initialized, relying on Equation (2) to identify cross-image object-level matches is not well grounded. Indeed, employing distance metrics within the latent space as a proxy for semantic closeness is meaningful only when the representations are of good quality. To prevent the reinforcement of non-semantically driven similarities, we design a *semantic closeness* condition, which is only fulfilled when the matches are based on high-level features, thus enabling the discarding of invalid positive pairs.

Our cycle-consistency criterion verifies that a given match is reciprocal and invariant to data augmentations. Reciprocity is verified if a given object representation is the NN in the batch of its NN in the queue. The overall criterion is considered verified if such reciprocity holds even when NN are replaced by their corresponding representation in the other view (see Section 3.2.1). More formally, we introduce the $\text{jump}(\cdot)$ operator as follows:

$$\text{jump}(\mathbf{c}_1^k) \triangleq \mathbf{c}_2^k, \quad \text{jump}(\mathbf{c}_2^k) \triangleq \mathbf{c}_1^k \quad (3)$$



Figure 3: **Visualization of cross-image object-level matchings on COCO.** Following the joint-space clustering step, object representations present in only one view are discarded. The remaining object representations from the first view (left one) are used to retrieve object-level nearest neighbors from the memory bank. If the cycle consistency holds (depicted as a green frame), the cross-image object-level matches are used to enforce loss from Equation (8). If it does not hold (depicted as a red frame), the pair is deemed invalid and no cross-image object-level loss is enforced.

This operator maps an object representation from one view to its corresponding object representation in the other view. The cycle-consistency condition associated with the object representation \mathbf{c}_i^k is defined as:

$$\mathcal{O}(\mathbf{c}_i^k) \triangleq \begin{cases} true & \text{if } \mathbf{c}_i^k = \text{jump}(\text{nn}(\text{jump}(\text{nn}(\mathbf{c}_i^k, \mathcal{M}_i), \mathcal{B}_j)) \\ false & \text{otherwise} \end{cases} \quad i, j \in \{1, 2\}, i \neq j \quad (4)$$

where \mathcal{B}_j represents the batch of object representations from the j^{th} view. As can be seen, this cycle can only be closed if the learned representations exhibit invariance to the augmentations applied on both views. In essence, this condition is only satisfied if \mathbf{c}_i^k and $\text{nn}(\mathbf{c}_i^k)$ are semantically related. When an object representation and its match do not fulfill the above criterion, they are simply not considered as valid positives. A visualization of the cross-image object-level matchings can be found in Figure 3.

3.2.3 SELF-SUPERVISED TRAINING OBJECTIVES

At this point, we have all the necessary components to apply three distinct types of self-supervision: cross-view object-level, cross-image object-level, and global cross-image. All levels of self-supervision in our method CrIBo are based on the self-distillation mechanism proposed by Caron et al. (2021), which employs a student-teacher pair of siamese networks f_s and f_t , respectively. Given two augmented views \tilde{x}_1 and \tilde{x}_2 , global representations and object representations can be obtained for each view and each network within the siamese pair.

Cross-View Object-Level Self-Supervision. The object representations from the teacher and student are fed to their respective head h_s and h_t to output probability mass functions whose sharpness can be modulated via temperature parameters (τ_s and τ_t). For the teacher, this translates to:

$$\mathbf{p}_{i,t}^k = \text{softmax}_L(h_t(\mathbf{c}_{i,t}^k)/\tau_t), \quad i \in \{1, 2\} \quad (5)$$

The student’s projections are obtained analogously. The cross-view object-level loss is expressed as the averaged cross-entropy over all pairs of object representations and making the loss symmetric w.r.t. the student/teacher:

$$\mathcal{L}_{cv}^o = \frac{1}{K} \sum_{k \in [K]} (H(\mathbf{p}_{1,t}^k, \mathbf{p}_{2,s}^k) + H(\mathbf{p}_{2,t}^k, \mathbf{p}_{1,s}^k)) \quad (6)$$

where $H(\mathbf{a}, \mathbf{b}) = -\sum_{l=1}^L \mathbf{a}_l \log(\mathbf{b}_l)$ denotes the cross-entropy.

Cross-Image Object-Level Self-Supervision. Once all object representations in the batch have been retrieved, the cross-image object-level loss is enforced in a manner analogous to its cross-view counterpart. The nearest neighbors are first fed to the projection head as follows:

$$\tilde{\mathbf{p}}_{i,t}^k = \text{softmax}_L(h_t(\text{nn}(\mathbf{c}_{i,t}^k))/\tau_t), \quad i \in \{1, 2\} \quad (7)$$

Note that these projections are only defined for the teacher since the $\text{nn}(\cdot)$ operator is not differentiable. The formulation of the cross-image object-level loss aligns with that in Equation (6) up to the filtering of invalid positive pairs (see Sec. 3.2.2):

$$\mathcal{L}_{ci}^o = \frac{1}{Z_1} \sum_{k \in [K]} \mathbb{1}_{\{\mathcal{O}(\mathbf{c}_1^k)\}} H(\tilde{\mathbf{p}}_{1,t}^k, \mathbf{p}_{2,s}^k) + \frac{1}{Z_2} \sum_{k \in [K]} \mathbb{1}_{\{\mathcal{O}(\mathbf{c}_2^k)\}} H(\tilde{\mathbf{p}}_{2,t}^k, \mathbf{p}_{1,s}^k) \quad (8)$$

where $\mathbb{1}_{\{\cdot\}}$ denotes the indicator function and where Z_1 and Z_2 are normalization constants *i.e.*, $\sum_{k \in [K]} \mathbb{1}_{\{\mathcal{O}(\mathbf{c}_1^k)\}}$ and $\sum_{k \in [K]} \mathbb{1}_{\{\mathcal{O}(\mathbf{c}_2^k)\}}$, respectively. Empirical evidence on the utility of the cycle consistency can be found in Appendix B.2.

Global Cross-View Self-Supervision. Importantly, both the clustering and the bootstrapping steps are contingent on the quality of the representations. To avoid potential instabilities, we incorporate a global cross-view loss into our framework, offering meaningful self-supervision at any

Table 1: **Dense nearest neighbor retrieval.** The quality of the learned spatial features is probed with a k-NN classifier and using different ratios of training data. The depicted mIoU scores are derived from the validation sets of two scene-centric datasets. † refers to our own reproduction from official GitHub repositories. If not specified, publicly available checkpoints are used. ★ denotes results taken from Balažević et al. (2023).

Method	Backbone	Params	Dataset	Epochs	ADE20K				Pascal VOC			
					1/128	1/64	1/8	1/1	1/128	1/64	1/8	1/1
<i>Scene-centric</i>												
DINO [†] (Caron et al., 2021)	ViT-S/16	21M	COCO	300	5.5	6.5	9.1	13.0	16.2	18.4	25.4	31.9
MAE [†] (He et al., 2022)	ViT-S/16	21M	COCO	300	3.3	3.8	5.1	6.8	8.7	9.6	12.5	15.9
CrOC (Stegmüller et al., 2023)	ViT-S/16	21M	COCO	300	6.8	8.3	12.4	18.0	25.2	30.8	39.9	47.1
CrIBo	ViT-S/16	21M	COCO	300	9.9	12.1	17.5	23.4	37.0	43.4	51.7	58.1
<i>Object-centric</i>												
DINO (Caron et al., 2021)	ViT-S/16	21M	IN1K	800	8.5	10.1	13.9	18.4	24.6	29.0	38.7	46.1
CrOC (Stegmüller et al., 2023)	ViT-S/16	21M	IN1K	300	7.0	8.7	14.5	20.6	30.7	38.1	54.5	64.2
TimeT (Salehi et al., 2023)	ViT-S/16	21M	IN1K+YTVOS	800+30	10.8	13.2	18.8	24.6	37.0	44.5	55.3	62.7
DINO (Caron et al., 2021)	ViT-B/16	85M	IN1K	400	9.9	11.9	16.8	22.0	30.8	35.1	47.0	54.9
MAE (He et al., 2022)	ViT-B/16	85M	IN1K	1600	2.4	2.7	3.8	5.3	6.1	6.6	9.2	13.8
LOCA [*] (Caron et al., 2022)	ViT-B/16	85M	IN1K	600	-	-	-	18.5	-	-	-	57.5
Hummingbird [*] (Balažević et al., 2023)	ViT-B/16	85M	IN1K	300	11.7	15.1	-	28.3	50.5	57.2	-	70.5
CrIBo	ViT-S/16	21M	IN1K	800	12.1	15.0	21.6	27.7	47.3	56.8	66.8	72.1
CrIBo	ViT-B/16	85M	IN1K	400	12.5	15.5	22.3	28.5	50.6	57.1	68.0	73.2

stage of the pretraining. This loss is analogous to the one from Equation (6) except that it is applied to the global representation ($z_{1,s}$, $z_{2,s}$, $z_{1,t}$ and $z_{2,t}$), which are fed to a dedicated head \bar{h} :

$$\bar{p}_{i,t} = \text{softmax}_{\bar{L}}(\bar{h}_t(\bar{z}_{i,t}/\bar{\tau}_t)), \quad i \in \{1, 2\} \quad (9)$$

where $\bar{\tau}_s$ and $\bar{\tau}_t$ are the corresponding temperature parameters for the \bar{L} -dimensional output distribution. The global cross-view loss is defined as:

$$\mathcal{L}_{cv}^g = H(\bar{p}_{1,t}, \bar{p}_{2,s}) + H(\bar{p}_{2,t}, \bar{p}_{1,s}) \quad (10)$$

where $H(\mathbf{a}, \mathbf{b}) = -\sum_{l=1}^{\bar{L}} \mathbf{a}_l \log(\mathbf{b}_l)$.

Finally, we obtain the overall training objective of CrIBo as a sum of its individual components:

$$\mathcal{L}_{\text{tot}} = \mathcal{L}_{cv}^g + \mathcal{L}_{cv}^o + \mathcal{L}_{ci}^o \quad (11)$$

An ablation study over the inclusion of the individual loss terms can be found in Table 5. As in Caron et al. (2021), the student’s parameters are optimized to minimize the above loss whereas the parameters of the teacher are updated via an exponential moving average of the student’s weights.

4 EXPERIMENTS

We first verify that the proposed pretraining method aligns well with the objective of in-context learning via nearest neighbor retrieval. We then show that in doing so, we do not compromise the

Table 2: **Linear segmentation with frozen backbones.** The linear decoder from Segmenter Strudel et al. (2021) is trained on the frozen spatial features obtained with various self-supervised learning methods. We report the mIoU scores achieved on the validation sets of 4 different datasets. † refers to our own reproduction from official GitHub repositories. If not specified, publicly available checkpoints are used.

Method	Backbone	Params	Dataset	Epochs	Pascal Context	Pascal VOC	COCO-Stuff 164K	ADE20K
<i>Scene-centric</i>								
DINO† (Caron et al., 2021)	ViT-S/16	21M	COCO	300	27.3	43.9	19.9	18.9
MAE† (He et al., 2022)	ViT-S/16	21M	COCO	300	18.1	25.6	11.3	11.0
CrOC (Stegmüller et al., 2023)	ViT-S/16	21M	COCO	300	30.0	51.7	22.6	20.5
CrIBo	ViT-S/16	21M	COCO	300	37.5	61.0	29.1	27.5
<i>Object-centric</i>								
DINO (Caron et al., 2021)	ViT-S/16	21M	IN1K	800	32.4	49.0	24.1	23.4
CrOC (Stegmüller et al., 2023)	ViT-S/16	21M	IN1K	300	37.7	68.1	30.2	27.6
TimeT (Salehi et al., 2023)	ViT-S/16	21M	IN1K+YTVOS	800+30	40.6	67.9	32.0	29.9
DINO (Caron et al., 2021)	ViT-B/16	85M	IN1K	400	38.9	64.6	31.9	30.5
MAE (He et al., 2022)	ViT-B/16	85M	IN1K	1600	27.9	40.9	14.4	17.5
CrIBo	ViT-S/16	21M	IN1K	800	40.7	71.9	33.2	31.8
CrIBo	ViT-B/16	85M	IN1K	400	42.2	73.9	35.2	34.0

performance on standard evaluations. General details on the experimental setup can be found in Appendix A.

4.1 DENSE NEAREST NEIGHBOR RETRIEVAL

Inspired by Balažević et al. (2023), we probe the quality of the learned features with a dense nearest neighbor (NN) classification task. The k -NN classifier is fitted on the local representations of a uniformly sub-sampled set of training images and evaluated on all the patches from the validation set of images. The sub-sampling factor is either 1, 8, 64 or 128. The only preprocessing applied to the images is a down-sampling to the closest resolution which is a multiple of the patch size. Following that step, patch-level labels are obtained via majority voting. We report the mIoU scores on Pascal VOC 2012 (Everingham et al.) and ADE20K (Zhou et al., 2017). When the sub-sampling ratio is greater than 1, the reported mIoU scores result from averaging over 5 independent runs. The number of nearest neighbor patches is set to $k = 50$.

In Table 1, we observe that using object-level nearest neighbor bootstrapping throughout training is an adequate pretext task for this evaluation, which is not a surprise due to the inherent similarities between the training and test phases. Overall, CriBo outperforms all methods, but Hummingbird (Balažević et al., 2023), by a significant margin and particularly following the scene-centric pretraining. It is worth noting that the comparison with Balažević et al. (2023) is not exactly *apple-to-apple*, as *i)* we do not use multiple augmentations per image and *ii)* we refrain from balancing the classes in the training set. These differences in the implementation of the evaluation reflect the divergence in our objectives: we place a higher emphasis on the assessment of the intrinsic quality of the learned representations rather than the absolute value of the reported results.

4.2 SEGMENTATION WITH A LINEAR HEAD

The frozen local representations are fed to the linear decoder head from Segmenter (Strudel et al., 2021), and we use the implementation available through MMSegmentation (Contributors, 2020). Herein, spatial tokens undergo a linear projection to the class space, followed by bilinear up-sampling to match the input image dimensions, enabling the application of pixel-wise cross-entropy loss. Performance metrics, in terms of mIoU scores, are reported on four different datasets: Pascal Context (Mottaghi et al., 2014), Pascal VOC 2012 (Everingham et al.), COCO-Stuff 164K (Caesar et al., 2018) and ADE20K (Zhou et al., 2017) (see Appendix A.2 for more details).

As reported in Table 2, CriBo exhibits commendable performance in linear segmentation, following both scene-centric and object-centric pretrainings. It is noteworthy that as opposed to prevailing studies, *e.g.*, Stegmüller et al. (2023); Bardes et al. (2022), we do not concatenate spatial tokens from multiple layers of the ViT. Indeed, this trick is typically used to compare on an equal footing with ResNet-50, which has a much larger output dimension. As we only use and compare with ViTs, we opt for evaluations incorporating as minimal parameters as possible, aspiring to present a more accurate reflection of the features’ intrinsic quality.

Table 3: Finetuning evaluation with Segmenter. Backbones pre-trained with different self-supervised learning methods are finetuned using Segmenter (Strudel et al., 2021). We report the mIoU scores achieved on the validation sets of 4 different datasets. † refers to our own reproduction from official GitHub repositories. If not specified, publicly available checkpoints are used.

Method	Backbone	Params	Dataset	Epochs	Pascal Context	Pascal VOC	COCO-Stuff 164K	ADE20K
<i>Scene-centric</i>								
DINO [†] (Caron et al., 2021)	ViT-S/16	21M	COCO	300	33.5	66.1	35.6	35.0
MAE [†] (He et al., 2022)	ViT-S/16	21M	COCO	300	32.5	61.6	35.4	35.4
CrOC (Stegmüller et al., 2023)	ViT-S/16	21M	COCO	300	38.7	70.5	38.0	37.9
CriBo	ViT-S/16	21M	COCO	300	41.9	74.2	39.4	39.3
<i>Object-centric</i>								
DINO (Caron et al., 2021)	ViT-S/16	21M	IN1K	800	46.0	80.3	43.2	43.3
CrOC (Stegmüller et al., 2023)	ViT-S/16	21M	IN1K	300	46.0	80.9	42.9	42.8
TimeT (Salehi et al., 2023)	ViT-S/16	21M	IN1K+YTVOS	800+30	47.4	80.4	43.1	43.5
DINO (Caron et al., 2021)	ViT-B/16	85M	IN1K	400	44.9	81.7	43.6	45.0
MAE (He et al., 2022)	ViT-B/16	85M	IN1K	1600	48.5	82.9	44.3	45.9
CriBo	ViT-S/16	21M	IN1K	800	48.9	82.3	43.9	45.1
CriBo	ViT-B/16	85M	IN1K	400	48.4	82.7	43.4	45.0

Table 4: **Ablation study on the hyperparameters of CrIBo.** Here, a ViT-S/16 undergoes pretraining on COCO for 300 epochs with various combinations of hyperparameter values. The resulting features are then compared using dense nearest neighbors retrieval. We denote the size of the queues \mathcal{M}_i in terms of the number of images present by S . Unless explicitly indicated, the values of the hyperparameters are set to $\lambda_{\text{pos}} = 2.0$, $S = 25\text{k}$, and $K = 64$.

Dataset	\mathcal{L}_{ci}^o	Positional weighting (λ_{pos})						Memory bank size (S)			Number of objects (K)				
		0.0	0.1	1.0	2.0	4.0	8.0	1k	5k	25k	4	8	16	32	64
Pascal VOC	✗	44.9	46.3	47.5	47.5	45.8	44.2	-	-	-	47.3	47.6	48.1	47.1	47.5
Pascal VOC	✓	55.9	57.1	58.1	58.1	57.5	57.0	46.7	47.3	58.1	49.9	52.9	54.6	57.0	58.1
ADE20K	✗	16.9	18.0	18.9	18.4	17.8	16.3	-	-	-	17.7	18.0	18.9	18.5	18.4
ADE20K	✓	21.6	21.8	23.1	23.4	22.6	22.5	18.1	18.4	23.4	18.1	19.4	20.3	21.7	23.4

4.3 END-TO-END FINETUNING WITH SEGMENTER

In a real-world scenario, self-supervised pretraining often precedes end-to-end finetuning on the target dataset with an application specific decoder head. The ability of the different pretraining paradigms to cope with that setting is assessed with an end-to-end finetuning of the backbone topped with the transformer-based decoder from Segmenter (Strudel et al., 2021). Here, the backbone’s spatial features are fed to a transformer encoder along with K learnable class tokens. The resulting class and spatial tokens are projected onto one another to obtain patch-level predictions, subsequently up-sampled to the input image’s size to enforce the pixel-wise cross-entropy loss. We report the mIoU scores achieved on 4 different datasets: Pascal Context (Mottaghi et al., 2014), Pascal VOC 2012 (Everingham et al.), COCO-Stuff 164K (Caesar et al., 2018) and ADE20K (Zhou et al., 2017).

The insights gained from the preceding experiments (Tables 1 and 2) underscore that models pre-trained with CrIBo have excellent generalists properties, *i.e.*, allowing them to perform various tasks without requiring finetuning. The results depicted in Table 3 indicate that, when required, these models can also evolve into remarkable specialists. All that aside, after fine-tuning, all models tend to perform comparably, highlighting that the finetuning may be a suboptimal regime to compare SSL pretraining methods.

4.4 ABLATIONS

We report in Table 4 the results of a grid search over various hyperparameters performed on COCO. Interestingly, we observe that CrIBo performs the best when operating in the overclustering regime, that is, with a K much larger than the number of objects present in the images, but only when bootstrapping is used. We postulate that this is due to the fact that overclustering offers the possibility to find better matches. To illustrate, consider the image in Figure 2 depicting a zebra, a giraffe, and an elephant. With $K = 1$, this would necessitate identifying another image displaying the identical trio of animals; which is rare. With a larger value of K , the animals are isolated, expanding the number of good candidates. In the overclustering regime, the clusters represent object parts, which further facilitates the matchings; indeed there is a consensus among naturalists that zebras are typically four-legged animals. Similarly, a larger queue also amplifies the number of suitable candidates, a trend reflected in the results until reaching a saturation point at a queue size of 25k. Additionally, consecutive evaluations showcase the contribution of each individual loss in Table 5. It follows that all losses contribute a significant improvement to the overall performance of CrIBo.

Table 5: **Ablation study on the individual contribution of each loss.** Run on COCO for 300 epochs and evaluated using dense nearest neighbor retrieval (Tab. 1).

\mathcal{L}_{cv}^g	\mathcal{L}_{cv}^o	\mathcal{L}_{ci}^o	Pascal VOC	ADE20k
✓	-	-	31.6	12.8
✓	✓	-	47.1	18.3
✓	✓	✓	58.1	23.4

5 CONCLUSION

We introduce CrIBo, the first cross-image object-level bootstrapping self-supervised learning method. CrIBo capitalizes on the augmented sample diversity derived from image-level bootstrap-

ping while harnessing the advantages of localized self-supervision inherent to object-level learning. We extensively evaluate CrIBo across multiple dense downstream tasks showcasing excellent performance on in-context scene understanding tasks and highlighting the merits of the cross-image object-level learning paradigm.

Limitations. This study is developed around the ViT architecture as it has become quite ubiquitous. As such, and for the sake of coherence, we only compare with other ViT-based methods. As we have to cope with a computational budget, we chose to invest it in producing a well-grounded and motivated approach with extensive analysis, rather than in exploring larger datasets (Thomee et al., 2016; Changpinyo et al., 2021) or models, *e.g.*, ViT-Large or ViT-Huge.

Acknowledgement. This project is funded by the European Research Council (ERC) under the European Union’s Horizon 2020 research and innovation program (Grant Agreement No. 101021347). This work is also partially funded by the Personalized Health and Related Technologies (PHRT), grant number 2021/344. We acknowledge both EuroCC Belgium and the Swiss National Supercomputing Centre (project ID 606) for awarding this project access to the LUMI supercomputer.

REFERENCES

- Yuki Markus Asano, Christian Rupprecht, and Andrea Vedaldi. Self-labelling via simultaneous clustering and representation learning. *arXiv preprint arXiv:1911.05371*, 2019.
- Ivana Balažević, David Steiner, Nikhil Parthasarathy, Relja Arandjelović, and Olivier J Hénaff. Towards in-context scene understanding. *arXiv preprint arXiv:2306.01667*, 2023.
- Adrien Bardes, Jean Ponce, and Yann LeCun. Vicregl: Self-supervised learning of local visual features. *arXiv preprint arXiv:2210.01571*, 2022.
- Holger Caesar, Jasper Uijlings, and Vittorio Ferrari. Coco-stuff: Thing and stuff classes in context. In *Proceedings of the IEEE conference on computer vision and pattern recognition*, pp. 1209–1218, 2018.
- Mathilde Caron, Piotr Bojanowski, Armand Joulin, and Matthijs Douze. Deep clustering for unsupervised learning of visual features. In *Proceedings of the European conference on computer vision (ECCV)*, pp. 132–149, 2018.
- Mathilde Caron, Ishan Misra, Julien Mairal, Priya Goyal, Piotr Bojanowski, and Armand Joulin. Unsupervised learning of visual features by contrasting cluster assignments. In *Thirty-fourth Conference on Neural Information Processing Systems (NeurIPS)*, 2020.
- Mathilde Caron, Hugo Touvron, Ishan Misra, Hervé Jégou, Julien Mairal, Piotr Bojanowski, and Armand Joulin. Emerging properties in self-supervised vision transformers. *arXiv preprint arXiv:2104.14294*, 2021.
- Mathilde Caron, Neil Houlsby, and Cordelia Schmid. Location-aware self-supervised transformers. *arXiv preprint arXiv:2212.02400*, 2022.
- Soravit Changpinyo, Piyush Sharma, Nan Ding, and Radu Soricut. Conceptual 12m: Pushing web-scale image-text pre-training to recognize long-tail visual concepts. In *Proceedings of the IEEE/CVF Conference on Computer Vision and Pattern Recognition*, pp. 3558–3568, 2021.
- Ting Chen, Simon Kornblith, Mohammad Norouzi, and Geoffrey Hinton. A simple framework for contrastive learning of visual representations. In *International conference on machine learning*, pp. 1597–1607. PMLR, 2020.
- Xinlei Chen and Kaiming He. Exploring simple siamese representation learning. *CoRR*, abs/2011.10566, 2020. URL <https://arxiv.org/abs/2011.10566>.
- Jang Hyun Cho, Utkarsh Mall, Kavita Bala, and Bharath Hariharan. Picie: Unsupervised semantic segmentation using invariance and equivariance in clustering. In *Proceedings of the IEEE/CVF Conference on Computer Vision and Pattern Recognition*, pp. 16794–16804, 2021.
- MMSegmentation Contributors. MMSegmentation: Openmmlab semantic segmentation toolbox and benchmark. <https://github.com/open-mmlab/mmdetection>, 2020.
- Jia Deng, Wei Dong, Richard Socher, Li-Jia Li, Kai Li, and Li Fei-Fei. Imagenet: A large-scale hierarchical image database. In *2009 IEEE Conference on Computer Vision and Pattern Recognition*, pp. 248–255, 2009. doi: 10.1109/CVPR.2009.5206848.
- Alexey Dosovitskiy, Lucas Beyer, Alexander Kolesnikov, Dirk Weissenborn, Xiaohua Zhai, Thomas Unterthiner, Mostafa Dehghani, Matthias Minderer, Georg Heigold, Sylvain Gelly, et al. An image is worth 16x16 words: Transformers for image recognition at scale. *arXiv preprint arXiv:2010.11929*, 2020.
- Debidatta Dwibedi, Yusuf Aytar, Jonathan Tompson, Pierre Sermanet, and Andrew Zisserman. With a little help from my friends: Nearest-neighbor contrastive learning of visual representations. pp. 9568–9577. IEEE Computer Society, October 2021. ISBN 978-1-66542-812-5. doi: 10.1109/ICCV48922.2021.00945. URL <https://www.computer.org/csdl/proceedings-article/iccv/2021/281200j568/1BmJDKW7JXq>.

- M. Everingham, L. Van Gool, C. K. I. Williams, J. Winn, and A. Zisserman. The PASCAL Visual Object Classes Challenge 2012 (VOC2012) Results. <http://www.pascal-network.org/challenges/VOC/voc2012/workshop/index.html>.
- Jean-Bastien Grill, Florian Strub, Florent Althé, Corentin Tallec, Pierre H. Richemond, Elena Buchatskaya, Carl Doersch, Bernardo Avila Pires, Zhaohan Daniel Guo, Mohammad Gheshlaghi Azar, et al. Bootstrap your own latent: A new approach to self-supervised learning. *arXiv preprint arXiv:2006.07733*, 2020a.
- Jean-Bastien Grill, Florian Strub, Florent Althé, Corentin Tallec, Pierre H. Richemond, Elena Buchatskaya, Carl Doersch, Bernardo Avila Pires, Zhaohan Daniel Guo, Mohammad Gheshlaghi Azar, Bilal Piot, Koray Kavukcuoglu, Rémi Munos, and Michal Valko. Bootstrap your own latent: A new approach to self-supervised learning, 2020b.
- Mark Hamilton, Zhoutong Zhang, Bharath Hariharan, Noah Snaveley, and William T Freeman. Unsupervised semantic segmentation by distilling feature correspondences. *arXiv preprint arXiv:2203.08414*, 2022.
- Kaiming He, Haoqi Fan, Yuxin Wu, Saining Xie, and Ross Girshick. Momentum contrast for unsupervised visual representation learning. In *Proceedings of the IEEE/CVF Conference on Computer Vision and Pattern Recognition*, pp. 9729–9738, 2020.
- Kaiming He, Xinlei Chen, Saining Xie, Yanghao Li, Piotr Dollár, and Ross Girshick. Masked auto-encoders are scalable vision learners. In *Proceedings of the IEEE/CVF conference on computer vision and pattern recognition*, pp. 16000–16009, 2022.
- Olivier J Hénaff, Skanda Koppula, Jean-Baptiste Alayrac, Aaron van den Oord, Oriol Vinyals, and João Carreira. Efficient visual pretraining with contrastive detection. *arXiv preprint arXiv:2103.10957*, 2021.
- Olivier J Hénaff, Skanda Koppula, Evan Shelhamer, Daniel Zoran, Andrew Jaegle, Andrew Zisserman, João Carreira, and Relja Arandjelović. Object discovery and representation networks. *arXiv preprint arXiv:2203.08777*, 2022.
- R Devon Hjelm, Alex Fedorov, Samuel Lavoie-Marchildon, Karan Grewal, Phil Bachman, Adam Trischler, and Yoshua Bengio. Learning deep representations by mutual information estimation and maximization. *arXiv preprint arXiv:1808.06670*, 2018.
- Diederik P Kingma and Jimmy Ba. Adam: A method for stochastic optimization. *arXiv preprint arXiv:1412.6980*, 2014.
- Soroush Abbasi Koohpayegani, Ajinkya Tejankar, and Hamed Pirsiavash. Mean shift for self-supervised learning. In *Proceedings of the IEEE/CVF International Conference on Computer Vision (ICCV)*, pp. 10326–10335, October 2021.
- Alex Krizhevsky, Ilya Sutskever, and Geoffrey E Hinton. Imagenet classification with deep convolutional neural networks. *Advances in neural information processing systems*, 25, 2012.
- Tim LeBailly and Tinne Tuytelaars. Global-local self-distillation for visual representation learning. *arXiv preprint arXiv:2207.14676*, 2022.
- Tim LeBailly, Thomas Stegmüller, Behzad Bozorgtabar, Jean-Philippe Thiran, and Tinne Tuytelaars. Adaptive similarity bootstrapping for self-distillation. *arXiv preprint arXiv:2303.13606*, 2023.
- Chunyan Li, Jianwei Yang, Pengchuan Zhang, Mei Gao, Bin Xiao, Xiyang Dai, Lu Yuan, and Jianfeng Gao. Efficient self-supervised vision transformers for representation learning. *CoRR*, abs/2106.09785, 2021. URL <https://arxiv.org/abs/2106.09785>.
- Tsung-Yi Lin, Michael Maire, Serge Belongie, James Hays, Pietro Perona, Deva Ramanan, Piotr Dollár, and C Lawrence Zitnick. Microsoft coco: Common objects in context. In *European conference on computer vision*, pp. 740–755. Springer, 2014.
- Songtao Liu, Zeming Li, and Jian Sun. Self-emd: Self-supervised object detection without imagenet. *arXiv preprint arXiv:2011.13677*, 2020.

- Roosbeh Mottaghi, Xianjie Chen, Xiaobai Liu, Nam-Gyu Cho, Seong-Whan Lee, Sanja Fidler, Raquel Urtasun, and Alan Yuille. The role of context for object detection and semantic segmentation in the wild. In *Proceedings of the IEEE conference on computer vision and pattern recognition*, pp. 891–898, 2014.
- Pedro O O Pinheiro, Amjad Almahairi, Ryan Benmalek, Florian Golemo, and Aaron C Courville. Unsupervised learning of dense visual representations. *Advances in Neural Information Processing Systems*, 33:4489–4500, 2020.
- Mohammadreza Salehi, Efstratios Gavves, Cees G. M. Snoek, and Yuki M. Asano. Time does tell: Self-supervised time-tuning of dense image representations. *ICCV*, 2023.
- Maximilian Seitzer, Max Horn, Andrii Zadaianchuk, Dominik Zietlow, Tianjun Xiao, Carl-Johann Simon-Gabriel, Tong He, Zheng Zhang, Bernhard Schölkopf, Thomas Brox, et al. Bridging the gap to real-world object-centric learning. *arXiv preprint arXiv:2209.14860*, 2022.
- Krishna Kumar Singh, Dhruv Mahajan, Kristen Grauman, Yong Jae Lee, Matt Feiszli, and Deepti Ghadiyaram. Don’t judge an object by its context: Learning to overcome contextual bias. In *Proceedings of the IEEE/CVF Conference on Computer Vision and Pattern Recognition*, pp. 11070–11078, 2020.
- Thomas Stegmüller, Tim Lebailly, Behzad Bozorgtabar, Tinne Tuytelaars, and Jean-Philippe Thiran. Croc: Cross-view online clustering for dense visual representation learning. In *Proceedings of the IEEE/CVF Conference on Computer Vision and Pattern Recognition (CVPR)*, pp. 7000–7009, June 2023.
- Robin Strudel, Ricardo Garcia, Ivan Laptev, and Cordelia Schmid. Segmenter: Transformer for semantic segmentation. In *Proceedings of the IEEE/CVF international conference on computer vision*, pp. 7262–7272, 2021.
- Bart Thomee, David A Shamma, Gerald Friedland, Benjamin Elizalde, Karl Ni, Douglas Poland, Damian Borth, and Li-Jia Li. Yfcc100m: The new data in multimedia research. *Communications of the ACM*, 59(2):64–73, 2016.
- Feng Wang, Huiyu Wang, Chen Wei, Alan Yuille, and Wei Shen. Cp2: Copy-paste contrastive pretraining for semantic segmentation. *arXiv preprint arXiv:2203.11709*, 2022.
- Xinlong Wang, Rufeng Zhang, Chunhua Shen, Tao Kong, and Lei Li. Dense contrastive learning for self-supervised visual pre-training. In *Proceedings of the IEEE/CVF Conference on Computer Vision and Pattern Recognition*, pp. 3024–3033, 2021.
- Xin Wen, Bingchen Zhao, Anlin Zheng, Xiangyu Zhang, and Xiaojuan Qi. Self-supervised visual representation learning with semantic grouping. *arXiv preprint arXiv:2205.15288*, 2022.
- Jiahao Xie, Xiaohang Zhan, Ziwei Liu, Yew Soon Ong, and Chen Change Loy. Unsupervised object-level representation learning from scene images. *Advances in Neural Information Processing Systems*, 34:28864–28876, 2021a.
- Zhenda Xie, Yutong Lin, Zheng Zhang, Yue Cao, Stephen Lin, and Han Hu. Propagate yourself: Exploring pixel-level consistency for unsupervised visual representation learning. In *Proceedings of the IEEE/CVF Conference on Computer Vision and Pattern Recognition*, pp. 16684–16693, 2021b.
- Sukmin Yun, Hankook Lee, Jaehyung Kim, and Jinwoo Shin. Patch-level representation learning for self-supervised vision transformers. In *Proceedings of the IEEE/CVF Conference on Computer Vision and Pattern Recognition*, pp. 8354–8363, 2022.
- Bolei Zhou, Hang Zhao, Xavier Puig, Sanja Fidler, Adela Barriuso, and Antonio Torralba. Scene parsing through ade20k dataset. In *Proceedings of the IEEE conference on computer vision and pattern recognition*, pp. 633–641, 2017.
- Adrian Ziegler and Yuki M Asano. Self-supervised learning of object parts for semantic segmentation. *arXiv preprint arXiv:2204.13101*, 2022.

APPENDIX

A EXPERIMENTAL SETUP

A.1 PRETRAINING

Pre-training datasets. Our pretraining datasets include COCO (Lin et al., 2014) and ImageNet-1k (Deng et al., 2009). The former includes about 118k scene-centric images while the latter includes about 1.3M object-centric images. Both are ubiquitous in scene-centric self-supervised learning and object-centric self-supervised learning, respectively.

Network architecture. We employ vision transformers as our backbone f . This selection aligns with its prevalent use in contemporary methodologies and allows for fair and easy comparisons with existing works. The configuration of the projection heads closely follows that of Caron et al. (2021). Both the image-level head \bar{h} and object-level head h share their weights, except for the final linear layer. Both the image-level and the object-level output distribution have the same size *i.e.*, $\bar{L} = L = 65, 536$.

Optimization. The ViT-small (ViT-S/16) is trained for 800 epochs, while the ViT-base (ViT-B/16) is trained for 400 epochs. The ViT-Base is only trained on ImageNet-1k, while the ViT-Small is trained on both COCO and ImageNet-1k. Pretrainings on COCO use a batchsize of 256 while pretrainings on ImageNet-1k use a batchsize of 1024. Learning rate, weight-decay, and other optimization-related hyperparameters are exactly the same as in DINO (Caron et al., 2021).

Hyperparameters. Results reported in tables (apart from the gridsearch) are based on the following hyperparameters: $(\lambda_{\text{pos}}, S, K) = (1.0, 25k, 12)$ and $(\lambda_{\text{pos}}, S, K) = (2.0, 25k, 64)$ for pretrainings on ImageNet-1K and COCO, respectively.

A.2 EVALUATION PROTOCOLS

Linear segmentation. The frozen local representations are fed to the linear decoder head from Segmenter (Strudel et al., 2021), and we use the implementation available through MMSegmentation (Contributors, 2020). Herein, spatial tokens undergo a linear projection to the class space, followed by bilinear up-sampling to match the input image dimensions, enabling the application of pixel-wise cross-entropy loss. Performance metrics, in terms of mIoU scores, are reported on four different datasets: Pascal Context (Mottaghi et al., 2014), Pascal VOC 2012 (Everingham et al.), COCO-Stuff 164K (Caesar et al., 2018) and ADE20K (Zhou et al., 2017).

Regardless of the dataset used, the crop size is always 512×512 pixels, and the dataset configurations are kept as provided by MMSegmentation (Contributors, 2020). For ADE20K and COCO-Stuff 164K, we use the *160k.iterations.schedule* whereas for Pascal VOC 2012 and Pascal Context we

Table 6: **Linear segmentation with frozen backbones.** The linear decoder from Segmenter (Strudel et al., 2021) is trained on the frozen and concatenated spatial features from the last 4 layers of ViTs pretrained with various self-supervised learning methods. We report the mIoU scores achieved on the validation sets of 4 different datasets. Publicly available checkpoints are used when possible, and our reproduced results are indicated with a \dagger symbol.

Method	Backbone	Params	Dataset	Epochs	Pascal Context	Pascal VOC	COCO-Stuff 164K	ADE20K
<i>Scene-centric</i>								
DINO † (Caron et al., 2021)	ViT-S/16	21M	300	COCO	28.9	47.4	21.6	20.3
MAE † (He et al., 2022)	ViT-S/16	21M	300	COCO	19.9	29.4	13.0	13.5
CrOC (Stegmüller et al., 2023)	ViT-S/16	21M	300	COCO	32.2	54.7	25.9	24.6
CrIBo	ViT-S/16	21M	300	COCO	37.9	62.4	30.3	29.9
<i>Object-centric</i>								
DINO (Caron et al., 2021)	ViT-S/16	21M	800	IN1K	41.3	69.0	33.0	31.0
CrOC (Stegmüller et al., 2023)	ViT-S/16	21M	300	IN1K	39.9	71.4	33.4	31.3
TimeT (Salehi et al., 2023)	ViT-S/16	21M	800+30	IN1K+YTVOS	41.9	71.9	34.5	32.3
DINO (Caron et al., 2021)	ViT-B/16	85M	400	IN1K	43.1	74.2	29.9	34.5
MAE (He et al., 2022)	ViT-B/16	85M	1600	IN1K	32.7	53.0	19.7	23.5
CrIBo	ViT-S/16	21M	800	IN1K	41.6	73.4	34.7	33.7
CrIBo	ViT-B/16	85M	400	IN1K	42.2	74.8	35.8	34.6

Table 7: **Ablation study on the adaptive bootstrapping using the cycle consistency condition.** Results are aggregated over multiple hyperparameters. Trained on ImageNet-1k for 300 epochs and evaluated using dense nearest neighbor retrieval (Tab. 1).

Bootstrap criterion	Pascal VOC			ADE20k		
	min. mIoU	max. mIoU	avg. mIoU	min. mIoU	max. mIoU	avg. mIoU
None	49.1	71.2	68.8	16.4	27.2	25.7
Cycle-consistency	68.0	71.5	69.9	24.8	27.6	26.0

use the *80k_iterations_schedule*. The only change we make to the default schedules configurations is using the Adam optimizer (Kingma & Ba, 2014) instead of SGD. For each pretraining method and dataset, we run with four different learning rates ($8e-4$, $3e-4$, $1e-4$, and $8e-5$) and report the highest mIoU score.

Finetuning with Segmnetter. We perform an end-to-end finetuning of the backbone topped with the transformer-based decoder from Segmnetter (Strudel et al., 2021). Here, the backbone’s spatial features are fed to a transformer encoder along with K learnable class tokens. The resulting class and spatial tokens are projected onto one another to obtain patch-level predictions, subsequently up-sampled to the input image’s size to enforce the pixel-wise cross-entropy loss. We report the mIoU scores achieved on four different datasets: Pascal Context (Mottaghi et al., 2014), Pascal VOC 2012 (Everingham et al.), COCO-Stuff 164K (Caesar et al., 2018) and ADE20K (Zhou et al., 2017).

Regardless of the dataset used, the crop size is always 512×512 pixels, and the dataset configurations are kept as provided by MMSegmentation (Contributors, 2020). For ADE20K and COCO-Stuff 164K, we use the *160k_iterations_schedule* whereas for Pascal VOC 2012 and Pascal Context, we use the *80k_iterations_schedule*. Two changes are made w.r.t. the default schedules configurations. First, we use the Adam optimizer (Kingma & Ba, 2014) instead of SGD and second, we use $\text{eta}_{\text{min}} = 0.1 \cdot \text{lr}$ instead of $\text{eta}_{\text{min}} = 1e-4$. For each pretraining method and dataset, we run with four different learning rates ($8e-5$, $3e-5$, $1e-5$, and $8e-6$) and report the highest mIoU score.

B ADDITIONAL EXPERIMENTS

B.1 SEGMENTATION WITH A LINEAR HEAD AND CONCATENATION

We replicate the same linear segmentation experiment from the main text (see Section 4.2), but we concatenate the spatial tokens from the last 4 layers of the ViTs. This scenario yields improved overall performance, but it’s not clear whether these improvements result from the fact that different layers of the ViT encode different information or from the increased number of trainable parameters.

B.2 CYCLE CONSISTENCY BRINGS STABILITY

We evaluate the effect of the cycle consistency criterion by comparing the results of various pretraining settings with and without the bootstrapping condition. Training is performed on ImageNet-1k for 300 epochs for every combination of the following hyperparameters:

- K : {4, 8, 12}.
- λ_{pos} : {1., 2., 4.}.
- S : {25k, 50k}.

We then evaluate the resulting models with the dense nearest neighbor retrieval task (see Section 4.1). In Table 7, we report the aggregated mIoU results for two datasets (Pascal VOC 2012 (Everingham et al.) and ADE20K (Zhou et al., 2017)) and the two settings, *i.e.*, with and without the cycle consistency condition. The aggregation is either the minimum, the maximum, or the average of all the results. As can be observed in Table 7, the proposed criterion does not bring improvements *per se*, but stabilizes the training procedure. Indeed, under the systematic bootstrapping regime,




Figure 4: **Visualization of cross-image object-level matchings on ImageNet-1k.** Following the joint-space clustering step, object representations present in only one view are discarded. The remaining object representations from the first view (left one) are used to retrieve object-level nearest neighbors from the memory bank. If the cycle consistency holds (depicted as a green frame), the cross-image object-level matches are used to enforce loss from Equation (8). If it does not hold (depicted as a red frame), the pair is deemed invalid and no cross-image object-level loss is enforced.

the performance can be unpredictable, as exemplified by the large variations of mIoU scores. This happens when nearest neighbors are determined based on low-level cues, a scenario that adaptive bootstrapping strives to prevent through the employment of cycle consistency.

B.3 IMAGENET-1K CROSS-IMAGE OBJECT-LEVEL MATCHINGS

Similar to Figure 3 from the main paper, Figure 4 shows the cross-image object-level matchings but during a pretraining on ImageNet-1k. Even though ImageNet-1k is an object-centric dataset, classes can always be decomposed into finer grained classes. For example, the first image with the bird has tree branches present, which CrIBo does not fail to recognize.

B.4 BOOTSTRAPPING RATIO

The evolution of the bootstrapping ratio over the training epochs is illustrated in Figure 5. Using the notations from the paper, the bootstrapping ratio corresponds to approximately $\frac{Z_1 + Z_2}{2K}$ averaged over the whole dataset. Z_1 and Z_2 are the normalization constants from Equation (8). In practice, the number of object representations in an image is slightly smaller than K as we discard the ones that do not span both views. At the initial epoch, the encoders are randomly initialized, making it very hard for the object-representations to satisfy the cycle consistency condition. However, as learning progresses, representations become more semantically driven, and more bootstrapping is allowed. It is worth noting that a higher K results in a lower bootstrapping ratio as both the batch and the queue are larger (in terms of object-representations), which imposes a more stringent condition to meet..

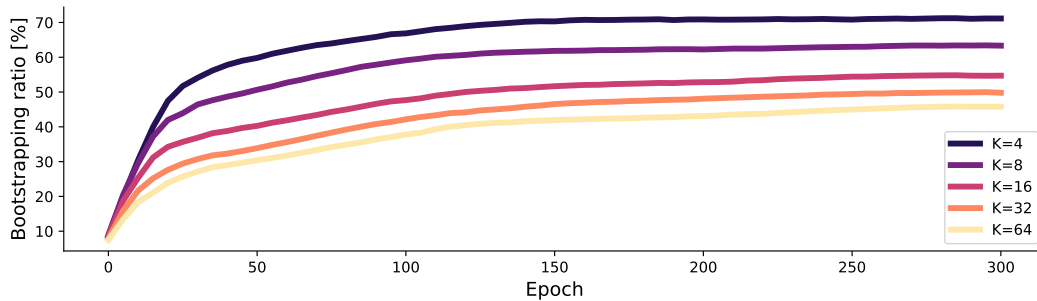


Figure 5: **Bootstrapping ratio over the epochs.** More bootstrapping is allowed as the training progresses, and as the representations become more semantically driven.

C DATASETS

Pascal VOC 2012 (Everingham et al.) A dataset composed of a training set includes 10,582 images distributed across 21 classes, with one being a background class. The validation set incorporates 1,449 images.

Pascal Context (Mottaghi et al., 2014) A scene-centric dataset comprises 4,998 training images spanning 60 semantic classes (including the background). The validation set contains 5,105 images.

COCO-Stuff 164K (Caesar et al., 2018) A scene-understanding dataset, featuring labels spanning 91 “stuff” categories and 80 “things” categories. The training set is composed of 118K images, while the validation set contains 5K images.

ADE20K (Zhou et al., 2017) A dataset that encompasses scenes featuring fine-grained labels across 150 distinct semantic categories, making it one of the most demanding available semantic segmentation datasets. The training set comprises 20,210 images, and the validation set consists of 2,000 images.