

# ADVANCING POSE-GUIDED IMAGE SYNTHESIS WITH PROGRESSIVE CONDITIONAL DIFFUSION MODELS

Fei Shen\*, Hu Ye\*, Jun Zhang†, Cong Wang, Xiao Han, Wei Yang

Tencent AI Lab

{ffeishen, huye, junejzhang, xvencewang, haroldhan, willyang}@tencent.com

## ABSTRACT

Recent work has showcased the significant potential of diffusion models in pose-guided person image synthesis. However, owing to the inconsistency in pose between the source and target images, synthesizing an image with a distinct pose, relying exclusively on the source image and target pose information, remains a formidable challenge. This paper presents **Progressive Conditional Diffusion Models (PCDMs)** that incrementally bridge the gap between person images under the target and source poses through three stages. Specifically, in the first stage, we design a simple prior conditional diffusion model that predicts the global features of the target image by mining the global alignment relationship between pose coordinates and image appearance. Then, the second stage establishes a dense correspondence between the source and target images using the global features from the previous stage, and an inpainting conditional diffusion model is proposed to further align and enhance the contextual features, generating a coarse-grained person image. In the third stage, we propose a refining conditional diffusion model to utilize the coarsely generated image from the previous stage as a condition, achieving texture restoration and enhancing fine-detail consistency. The three-stage PCDMs work progressively to generate the final high-quality and high-fidelity synthesized image. Both qualitative and quantitative results demonstrate the consistency and photorealism of our proposed PCDMs under challenging scenarios. The code and model will be available at <https://github.com/muzishen/PCDMs>.

## 1 INTRODUCTION

Given an image of a specific person under a particular pose, pose-guided image synthesis (Zhang et al., 2022; Ren et al., 2022; Bhunia et al., 2023) aims to generate images of the person with the same appearance and meanwhile under the given target pose, which more importantly, are expected to be as photorealistic as possible. It holds broad and robust application potential in e-commerce and content generation. Meanwhile, the generated images can be used to improve the performance of downstream tasks, such as person re-identification (Ye et al., 2021). However, since pose disparities between the source and target images, generating an image with a different pose solely based on the source image and target pose information remains a significant challenge.

Previous work usually focuses on the generative adversarial network (GAN) (Creswell et al., 2018), variational autoencoder (VAE) (Kingma et al., 2019), and flow-based model (Li et al., 2019). GAN-based methods (Zhu et al., 2019; Tang et al., 2020) insert multiple repeating modules to mine the sparse correspondence between source and target pose image features. The outputs produced by these approaches often exhibit distorted textures, unrealistic body shapes, and localized blurriness, particularly when generating images of occluded body parts. In addition, owing to the nature of the adversarial min-max objective, GAN-based methods are susceptible to unstable training dynamics, limiting the diversity of the generated samples. Although VAE-based approaches (Siarohin et al., 2018; Esser et al., 2018) are relatively stable, they suffer from blurring of details and misalignment of target pose due to their reliance on surrogate loss for optimization. Flow-based methods (Li et al., 2019; Ren et al., 2021) have emerged to deal with this problem, which guide the source

\*Equal contribution.

†Corresponding author

image features to distort to a reasonable target pose by predicting the correspondence between the source and target pose. However, when the source and target poses undergo large deformations or occlusions, this can easily lead to apparent artifacts in the generated images. Likewise, some methods (Lv et al., 2021; Zhang et al., 2021) utilize human parsing maps to learn the correspondence between image semantics and poses to ensure that the generated images are consistent with the target pose. Although these methods can generate images that meet pose consistency requirements, they still struggle to maintain consistent style and capture realistic texture details.

Recently, diffusion models (Bhunja et al., 2023; Zhang & Zhou, 2023) have made significant strides in the field of person image synthesis. They utilize the source image and target pose as conditions and generate the target image through a multi-step denoising process instead of completing it in a single step. So, these approaches help better retain the input information. However, as shown in Figure 1 (a), due to the pose inconsistency between the source and target images, this essentially constitutes an unaligned image-to-image generation task at the conditional level. Moreover, the lack of dense correspondence between the source and target images regarding image, pose, and appearance often results in less realistic results.

This paper presents **Progressive Conditional Diffusion Models (PCDMs)** to tackle the aforementioned issues through three stages, as shown in Figure 1 (b). Initially, we propose a prior conditional diffusion model to predict global features given a target pose. This prediction is significantly simpler than directly generating target images, as we allow the prior model to concentrate solely on one task and thereby do not worry about realistically detailed texture generation. Given a source image and pose coordinates as conditions, the prior conditional diffusion model employs a transformer network to predict global features under the target pose. In the second stage, we use the global features from the previous stage to establish the dense correspondence between the source and target images, and propose an inpainting conditional diffusion model to further align and enhance contextual features, generating a coarse-grain synthetic image. Finally, we develop a refining conditional diffusion model. This model utilizes the coarse-grain image generated in the previous stage and applies post-image-to-image techniques to restore texture and enhance detail consistency. The three stages of the PCDMs operate progressively to generate visually more appealing outcomes, particularly when handling intricate poses.

We summarize the contributions of this paper as follows: (a) we devise a simple prior conditional diffusion model that explicitly generates and complements the embedding of the target image by mining the global alignment relationship between the source image appearance and the target pose coordinates. (b) we propose a novel inpainting conditional diffusion model to explore the dense correspondence between source and target images. (c) we introduce a new refining conditional diffusion model by further using post hoc image-to-image techniques to enhance the quality and fidelity of synthesized images. (d) We conduct comprehensive experiments on two public datasets to showcase the competitive performance of our method. Additionally, we implement a user study and a downstream task to evaluate the qualitative attributes of the images generated by our method.

## 2 RELATED WORK

**Person Image Synthesis.** The task of person image synthesis has achieved great development during these years, especially with the unprecedented success of deep learning. The earlier methods

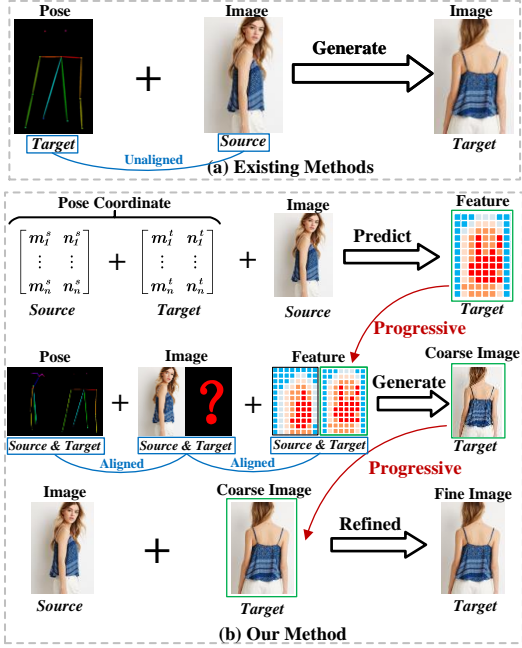


Figure 1: (a) Existing methods typically utilize unaligned image-to-image generation at the conditional level. (b) Our approach progressively predicts the global features, dense correspondences, and texture restoration of target image, enabling image synthesis.

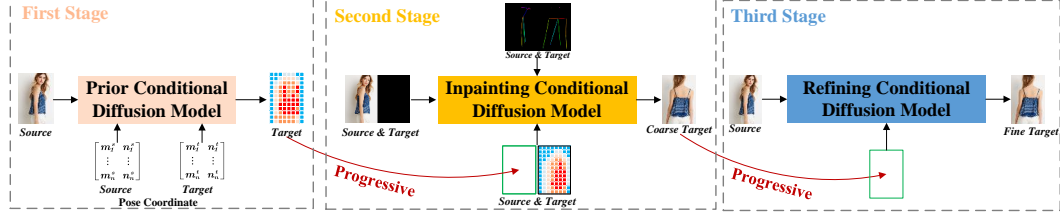


Figure 2: The three-stage pipeline of **Progressive Conditional Diffusion Models (PCDMs)** progressively operates to generate the final high-quality and high-fidelity synthesized image.

(Ma et al., 2017; Men et al., 2020) treat the synthesis task as conditional image generation, using conditional generative adversarial networks (CGANs) (Mirza & Osindero, 2014) to generate the target image with the source appearance image and target pose as conditions. However, due to the inconsistency between the source and target poses, the effectiveness of directly connecting the source image with the target pose is limited. To overcome this challenge, VUnet (Esser et al., 2018) adopts a joint application of VAE and U-Net to decouple the appearance and pose of the character image. Furthermore, Def-GAN (Siarohin et al., 2018) proposes a deformable GAN that decomposes the overall deformation through a set of local affine transformations to address the misalignment issues caused by different poses. On the other hand, some works (Liu et al., 2019; Ren et al., 2020) utilize flow-based deformation to transform source information, improving pose alignment. For example, GFLA (Ren et al., 2020) obtains global flow fields and occlusion masks to warp local patches of the source image to match the desired pose. Similarly, ClothFlow (Han et al., 2019) is a model designed based on this concept for segmentation-guided human image generation. Subsequently, methods such as PISE (Zhang et al., 2021), SPGnet (Lv et al., 2021), and CASD (Zhou et al., 2022) leverage parsing maps to generate the final image. CoCosNet (Zhou et al., 2021) extracts dense correspondence between cross-domain images through attention-based operations. However, person image synthesis is essentially a transformation from non-aligned images to images, and the absence of global appearance features of the target image can lead to less realistic results.

**Diffusion Models.** Diffusion models (Ho et al., 2020; Song et al., 2020) have recently emerged as a prominent generative method, renowned for synthesizing high-quality images. Following the success in unconditional generation tasks, diffusion models have expanded to conditional generation tasks, demonstrating competitive and superior performance compared to GANs and VAEs. Unlike other generative methods, diffusion models employ a multi-step denoising process instead of generating the target image in a single step, which helps to better preserve input information. Moreover, this denoising process can enhance texture details, often producing sharper images than GANs and VAEs. Recent studies (Bhunina et al., 2023; Zhang & Zhou, 2023) have already explored person image synthesis based on diffusion models. MGD (Baldrati et al., 2023) guides the generation process by constraining a latent diffusion model with the model’s pose, the garment sketch, and a textual description of the garment itself. PIDM (Bhunina et al., 2023) introduces a texture diffusion module and disentangled classifier-free guidance to ensure that the conditional input and the generated output are consistent regarding pose and appearance information. Given the robust generation capabilities of the diffusion model, we devise a framework with progressive conditional diffusion models, which consist of three pivotal stages: prior, inpainting, and refining.

### 3 METHOD

An overview of our **Progressive Conditional Diffusion Models (PCDMs)** is described in Figure 2, which contains a prior conditional diffusion model, an inpainting conditional diffusion model, and a refining conditional diffusion model. Our method aims to leverage three-stage diffusion models to incrementally bridge the gap between person images under the target and source poses. The prior conditional diffusion model predicts the global features of the target image by mining the global alignment relationship between pose coordinates and image appearance (Section 3.2). Subsequently, the inpainting conditional diffusion model utilizes the global features from the previous stage to further enhance contextual features, generating a coarse-grained synthetic image (Section 3.3). Furthermore, the refining conditional diffusion model leverages the coarse-grained image generated in the prior stage, aiming to accomplish texture refinement and enhance detail consistency (Section 3.4).

### 3.1 PRELIMINARIES

**Diffusion Model.** Diffusion models are a type of generative models trained to reverse the diffusion process. The diffusion process gradually adds Gaussian noise to the data using a fixed Markov chain, while a denoising model is trained to generate samples from Gaussian noise. Given an input data sample  $x_0$  and an additional condition  $c$ , the training objective of diffusion model usually adopts a mean square error loss  $L_{\text{simple}}$ , as follows,

$$L_{\text{simple}} = \mathbb{E}_{x_0, \epsilon \sim \mathcal{N}(0, \mathbf{I}), c, t} \|\epsilon - \epsilon_\theta(x_t, c, t)\|^2, \quad (1)$$

where  $\epsilon$  and  $\epsilon_\theta$  represent the actual noise injected at the corresponding diffusion timestep  $t$  and the noise estimated by the diffusion model  $\theta$ , respectively;  $x_t = \alpha_t x_0 + \sigma_t \epsilon$  is the noisy data at  $t$  step, and  $\alpha_t, \sigma_t$  are fixed functions of  $t$  in the diffusion process. To reduce the computational resources, latent diffusion models (LDMs) (Rombach et al., 2022) operate the diffusion and denoising processes on the latent space encoded by a pretrained auto-encoder model.

**Classifier-Free Guidance.** In the context of conditional diffusion models, classifier-free guidance (Ho & Salimans, 2022) is a technique commonly used to balance image fidelity and sample diversity. During the training phase, conditional and unconditional diffusion models are jointly trained by randomly dropping  $c$ . In the sampling phase, the noise is predicted by the conditional model  $\epsilon_\theta(x_t, c, t)$  and the unconditional model  $\epsilon_\theta(x_t, t)$  according to Eq. 2, as follows,

$$\hat{\epsilon}_\theta(x_t, c, t) = w\epsilon_\theta(x_t, c, t) + (1 - w)\epsilon_\theta(x_t, t), \quad (2)$$

where  $w$  is the guidance scale used to control the strength of condition  $c$ .

### 3.2 PRIOR CONDITIONAL DIFFUSION MODEL

In the first stage, we propose a simple prior conditional diffusion model, designed to predict the global embedding of the target image. Here, we choose the image embedding extracted from CLIP (Radford et al., 2021) image encoder as the global embedding of the target image. CLIP is trained via contrastive learning on a large-scale image-text paired dataset. Hence, the image embedding can capture rich image content and style information, which can be used to guide subsequent target image synthesis.

As depicted in Figure 3, the prior conditional diffusion model is a transformer network, conditioned on the pose of the source image, the pose of the target image, and the source image. We first adopt OpenPose (Cao et al., 2017) to acquire the pose coordinates for the pose of source and target images. A compact trainable pose network, composed of 3 linear layers, is used to project the pose coordinates into the pose embedding. For the source image, we also use a CLIP image encoder to extract the image embedding and add a linear layer to project the image embedding. Additionally, we add an extra embedding to predict the target global embedding. The above embeddings plus timestep embedding and noisy image embedding of the target image are concatenated into a sequence of embeddings as the input of the transformer network.

Following unCLIP (Ramesh et al., 2022), the prior diffusion model is trained to predict the unnoised image embedding directly rather than the noise added to the image embedding. Given the source and target pose features  $p_s$  and  $p_t$ , and the source image global feature  $x_s$ , the training loss  $L^{\text{prior}}$  of prior diffusion model  $x_\theta$  is defined as follows,

$$L^{\text{prior}} = \mathbb{E}_{x_0, x_s, p_s, p_t, t} \|x_0 - x_\theta(x_t, x_s, p_s, p_t, t)\|^2. \quad (3)$$

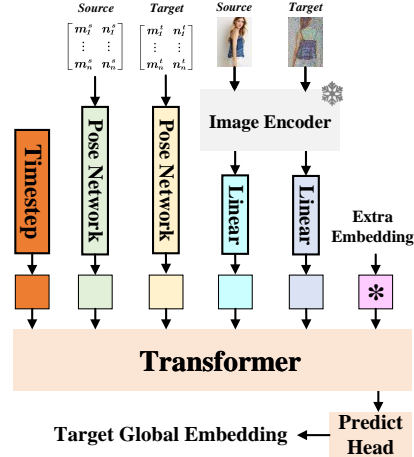


Figure 3: Illustration of the prior conditional diffusion model. The prior conditional diffusion model uses pose coordinates and global alignment relationship of the image to predict the global features of the target image.

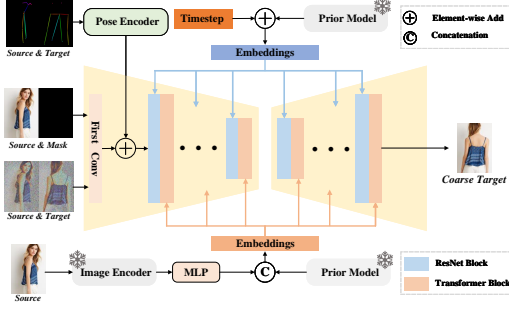


Figure 4: Overview of the inpainting conditional diffusion model. The inpainting conditional diffusion model utilizes the global features obtained from the previous stage to establish dense correspondences.

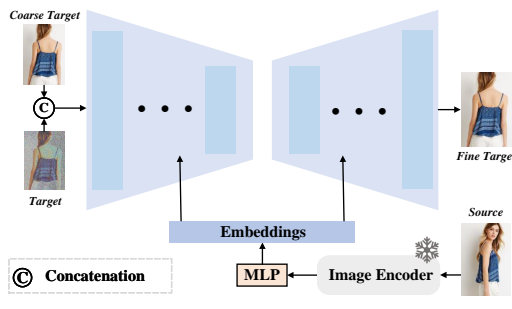


Figure 5: Illustrative of the refining conditional diffusion model. The refining conditional diffusion model leverages the coarse-grained image generated in the previous stage to rectify textures and ensure consistency.

Once the model learns the conditional distribution, the inference is performed according to Eq. 4, as follows,

$$\hat{x}_\theta(x_t, x_s, p_s, p_t, t) = w x_\theta(x_t, x_s, p_s, p_t, t) + (1 - w) x_\theta(x_t, t). \quad (4)$$

### 3.3 INPAINTING CONDITIONAL DIFFUSION MODEL

With the global features of the target image obtained in the first stage, we propose an inpainting conditional diffusion model to establish dense correspondences between the source and target, and transform the unaligned image-to-image generation task into an aligned one. As shown in Figure 4, we concatenate the source and target images, the source and target poses, and the source and mask images along the width dimension. To prevent confusion between black and white in the source and target images, we add a single-channel marker symbol (omitted in the figure) with the same width and height as the input. We use 0 and 1 to represent masked and unmasked pixels, respectively. We then concatenate the global features of the target obtained from the prior conditional diffusion model (prior model) and the local features of the source image. This ensures that the input conditions of the model include the entirety of the source and target and are aligned at three levels: image, pose, and feature, which is overlooked in existing work.

Specifically, we use a pose encoder with four convolution layers similar to ControlNet (Zhang & Agrawala, 2023) to extract the pose features from the pose skeleton image. Unlike the prior model that uses pose coordinates, we expect this model to maintain image modality alignment throughout the learning phase, especially spatial information. For the source image, we use a frozen image encoder and a trainable MLP to extract the fine-grained features of the source image. Inspired by (Chen et al., 2023), we opt for DINOv2 (Oquab et al., 2023) as the image encoder because it can extract fine details. To better utilize the global features of the target image obtained from the previous stage, we also add it to the timestep embedding, which is embedded in the ResNet blocks of the entire network. The loss function  $L^{\text{inpainting}}$  of inpainting conditional diffusion model according to Eq. 5, as follows,

$$L^{\text{inpainting}} = \mathbb{E}_{x_0, \epsilon, f_{st}, p_{st}, i_{sm}, t} \|\epsilon - \epsilon_\theta(x_t, f_{st}, p_{st}, i_{sm}, t)\|^2, \quad (5)$$

where  $f_{st}$ ,  $p_{st}$ , and  $i_{sm}$  respectively represent the feature embeddings obtained by concatenating the source and target global features, the feature embeddings of source and target poses, and the feature embeddings of source and mask images.

In the inference stage, we also use classifier-free guidance according to Eq. 6, as follows,

$$\hat{\epsilon}_\theta(x_t, f_{st}, p_{st}, i_{sm}, t) = w \epsilon_\theta(x_t, f_{st}, i_{sm}, t) + (1 - w) \epsilon_\theta(x_t, p_{st}, t). \quad (6)$$

### 3.4 REFINING CONDITIONAL DIFFUSION MODEL

Following the second stage, we obtain a preliminary generated coarse-grained target image. To further enhance the image quality and detail texture, as shown in Figure 5, we propose a refining conditional diffusion model. This model uses the coarse-grained image generated in the previous stage as a condition to improve the quality and fidelity of the synthesized image. We first concatenate the coarse-grained target image with the noisy image along the channel, which can be easily achieved



Table 1: Quantitative comparison of the proposed PCDMs with several state-of-the-art models.

Dataset	Methods	SSIM ( $\uparrow$ )	LPIPS ( $\downarrow$ )	FID ( $\downarrow$ )
DeepFashion (Liu et al., 2016) (256 $\times$ 176)	Def-GAN (Siarohin et al., 2018)	0.6786	0.2330	18.457
	PATN (Zhu et al., 2019)	0.6709	0.2562	20.751
	ADGAN (Men et al., 2020)	0.6721	0.2283	14.458
	PISE (Zhang et al., 2021)	0.6629	0.2059	13.610
	GFLA (Ren et al., 2020)	0.7074	0.2341	10.573
	DPTN (Zhang et al., 2022)	0.7112	0.1931	11.387
	CASD (Zhou et al., 2022)	0.7248	0.1936	11.373
	NTED (Ren et al., 2022)	0.7182	0.1752	8.6838
	PIDM (Bhunina et al., 2023)	0.7312	0.1678	<b>6.3671</b>
	<b>PCDMs (Ours)</b>	<b>0.7444</b>	<b>0.1365</b>	7.4734
DeepFashion (Liu et al., 2016) (512 $\times$ 352)	CocosNet2 (Zhou et al., 2021)	0.7236	0.2265	13.325
	NTED (Ren et al., 2022)	0.7376	0.1980	7.7821
	PIDM (Bhunina et al., 2023)	0.7419	0.1768	<b>5.8365</b>
	<b>PCDMs (Ours)</b>	<b>0.7601</b>	<b>0.1475</b>	7.5519
Market-1501 (Zheng et al., 2015) (128 $\times$ 64)	Def-GAN (Siarohin et al., 2018)	0.2683	0.2994	25.364
	PTN (Zhu et al., 2019)	0.2821	0.3196	22.657
	GFLA (Ren et al., 2020)	0.2883	0.2817	19.751
	DPTN (Zhang et al., 2022)	0.2854	0.2711	18.995
	PIDM (Bhunina et al., 2023)	0.3054	0.2415	14.451
	<b>PCDMs (Ours)</b>	<b>0.3169</b>	<b>0.2238</b>	<b>13.897</b>

by modifying the first convolutional layer of the diffusion model based on the UNet architecture. Then, we use the DINOv2 image encoder and a learnable MLP layer to extract features for the source image. Finally, we infuse texture features into the network through a cross-attention mechanism to guide the model in texture repair and enhance detail consistency.

Assume that the coarse target features  $i_{ct}$  and source image features  $x_s$  are given, the loss function of refining conditional diffusion model is defined as follows,

$$L^{\text{prior}} = \mathbb{E}_{x_0, \epsilon, i_{ct}, x_s, t} \|\epsilon - \epsilon_{\theta}(x_t, i_{ct}, x_s, t)\|^2. \quad (7)$$

In the inference phase, we use the following Eq. 8,

$$\hat{\epsilon}_{\theta}(x_t, i_{ct}, f_s, t) = w\epsilon_{\theta}(x_t, i_{ct}, f_s, t) + (1 - w)\epsilon_{\theta}(x_t, t). \quad (8)$$

## 4 EXPERIMENTS

**Datasets.** We carry out experiments on DeepFashion (Liu et al., 2016), which consists of 52,712 high-resolution images of fashion models, and Market-1501 (Zheng et al., 2015) including 32,668 low-resolution images with diverse backgrounds, viewpoints, and lighting conditions. We extract the skeletons using OpenPose (Cao et al., 2017) and follow the dataset splits provided by (Bhunina et al., 2023). Note that the person ID of the training and testing sets do not overlap for both datasets.

**Metrics.** We conduct a comprehensive evaluation of the model, considering both objective and subjective metrics. Objective indicators include structural similarity index measure (SSIM) (Wang et al., 2004), learned perceptual image patch similarity (LPIPS) (Zhang et al., 2018), and fr chet inception distance (FID) (Heusel et al., 2017). In contrast, subjective assessments prioritize user-oriented metrics (Zhou et al., 2022), including the percentage of real images misclassified as generated images (R2G), the percentage of generated images misclassified as real images (G2R), and the percentage of images deemed superior among all models (Jab).

**Implementations.** We perform our experiments on 8 NVIDIA V100 GPUs. Our configurations can be summarized as follows: (1) the transformer of the prior model has 20 transformer blocks with a width of 2,048. For the inpainting model and refining model, we use the pretrained stable diffusion V2.1<sup>1</sup> and modify the first convolution layer to adapt additional conditions. (2) We employ the AdamW optimizer with a fixed learning rate of  $1e^{-4}$  in all stages. (3) Following (Ren et al., 2022; Bhunina et al., 2023), we train our models using images of sizes 256  $\times$  176 and 512  $\times$  352 for DeepFashion dataset. For the Market-1501 dataset, we utilize images of size 128  $\times$  64. Please refer to B of the Appendix for more detail.

### 4.1 QUANTITATIVE AND QUALITATIVE RESULTS

We quantitatively compare our proposed PCDMs with several state-of-the-art methods, including Def-GAN (Siarohin et al., 2018), PATN (Zhu et al., 2019), ADGAN (Men et al., 2020), PISE (Zhang

<sup>1</sup><https://huggingface.co/stabilityai/stable-diffusion-2-1-base>



Figure 6: Qualitative comparisons with several state-of-the-art models on the DeepFashion dataset.

et al., 2021), GFLA (Ren et al., 2020), DPTN (Zhang et al., 2022), CASD (Zhou et al., 2022), CocosNet2 (Zhou et al., 2021), NTED (Ren et al., 2022) and PIDM (Bhunia et al., 2023).

**Quantitative Results.** As shown in Table 1, our approach excels in two out of three metrics on the DeepFashion compared to other models, regardless of whether it is based on GAN, VAE, flow-based model, or diffusion model. For example, when using the flow framework (i.e., CASD), PCDMs outperforms the SOTA flow-based method, CASD, even without explicitly decoupling pose and style. Although PCDMs have a lower FID score than PIDM (which also employs the diffusion model), we surpass it on the other two metrics, and subsequent experiments further demonstrate our method’s superiority.

The comparison results on the Market-1501 are summarized in Table 1. Notably, PCDMs outshines all SOTA methods, achieving the best SSIM, LPIPS, and FID in all experiments. Specifically, compared to methods that consider fine-grained texture features, PCDMs outperforms NTED significantly in terms of both LPIPS and SSIM. While NTED explores the texture feature of the target in the source image and target pose, PCDMs extract target features by mining the global alignment relationship between pose coordinates and image appearance. Furthermore, regarding SSIM, LPIPS, and FID, PCDMs performs better than PIDM, which validated that PCDMs can accurately transfer the texture from the source image to the target pose while maintaining high consistency and realism.

**Qualitative Results.** As shown in Figure 6, we comprehensively compare our PCDMs and other state-of-the-art methods on the DeepFashion dataset. Several observations can be drawn from the results: (1) despite the minuscule size of the necklace in the source image (as seen in the first and second rows), only our proposed PCDMs and the PIDM, which also utilizes a diffusion model, can focus on it. But PCDMs can generate higher-quality images compared to the PIDM. (2) In scenarios

involving extreme poses and large area occlusions (as seen in the third and fourth rows), only our method can generate images that align reasonably with the target. This can be attributed to our method’s ability to capture and enhance the global features of the target image. (3) In situations with complex textures and numbers (as seen in the fifth to seventh rows), our method significantly surpasses others in preserving appearance textures, primarily due to our method’s capability to refine textures and maintain consistency. To sum up, our method consistently produces more realistic and lifelike person images, demonstrating the advantage of our PCDMs’ multi-stage progressive generation approach. See C.1 for more examples.

**User Study.** The above quantitative and qualitative comparisons underscore the substantial superiority of our proposed PCDMs in generating results. However, tasks of pose-guided person image synthesis are typically human perception-oriented. Consequently, we conducted a user study involving 30 volunteers with computer vision backgrounds.

This study included comparisons with fundamental facts (namely, R2G and G2R) and comparisons with other methods (i.e., J2b). A higher score on these three metrics indicates superior performance. As shown in Figure 7, PCDMs exhibit commendable performance across all three baseline metrics on DeepFashion. For instance, the proportion of PCDMs images perceived as real in all instances is 56.2% (G2R), nearly 20.4% higher than the next best model. Our Jab score stands at 44.1%, suggesting a preference for our method among the participants. Please refer to C.4 of the Appendix for more detail.

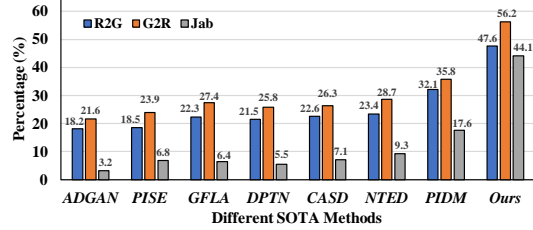


Figure 7: User study results on DeepFashion in terms of R2G, G2R and Jab metric. Higher values in these three metrics indicate better performance.

#### 4.2 ABLATION STUDY

To demonstrate the efficacy of each stage introduced within this paper, we have devised the following variations, all of which fall under the PCDMs framework but incorporate distinct configurations. **B1** represents using the inpainting conditional diffusion model only. **B2** denotes the simultaneous use of the prior conditional diffusion model and the inpainting conditional diffusion model without using the refining conditional diffusion model. **B3** stands for the simultaneous use of the redrawn conditional diffusion model and the refining conditional diffusion model, excluding the prior conditional diffusion model.

Figure 8 shows the impact of each stage on the DeepFashion dataset. B1 can generate person images that roughly conform to the target pose. However, there are severe distortions in the generated image, such as limb loss and confusion between appearance and limbs. This indicates that generating images from unaligned inputs is a highly challenging task without global features. In contrast, in B2, once the global features of the target image obtained from the prior conditional diffusion model are added, the generated person images basically match the target pose in structure. Although the personal images generated by B2 can retain the appearance of the source image is limited, it is already very close to the real image. This shows that the refining conditional diffusion model can establish a dense correspondence between the source and target images, enhancing the contextual features. In addition, from a visual perception perspective, B3 is superior to B1 and B2 regarding pose coordination. Finally, when we use the PCDMs of the three stages in the last column, it is visually superior to B1, B2, and B3. This indicates that when dealing with complex poses, the PCDMs of the three stages can gradually produce visually more satisfying results.




Figure 8: Qualitative ablation results on the DeepFashion. See C.2 for more examples.



To more comprehensively validate the effectiveness of the proposed refining conditional diffusion model, we apply it to other state-of-the-art (SOTA) methods. As shown in Figure 9, the first and fourth rows denote the source image and ground truth (target image). The second and third rows present the results before and after refinement via refining the conditional diffusion model. We can observe that the refining conditional diffusion model significantly improves the results of all state-of-the-art methods. For instance, when dealing with ADGAN and PIDM, our method helps to fill in minor details, such as missing belts and hats, thereby enhancing the completeness of the generated images. For methods like GFLA, DPTN, CASD, and NTED, our model can finely process textures, maintain shape and texture consistency, and generate more explicit and realistic images. These results indicate that the refining conditional diffusion model has universality across different state-of-the-art methods, offering potential improvements for various person image generation tasks.



Figure 9: Effect of refining conditional diffusion model on other SOTA methods.

#### 4.3 APPLICATION

In Table 2, we further evaluate the applicability of images generated by PCDMs in a downstream task, i.e., person re-identification. We conduct these re-identification experiments on the Market-1501 dataset, adhering to the PIDM protocol (Bhunja et al., 2023). Initially, we randomly select subsets of 20%, 40%, 60%, and 80% from the total real training set of the Market-1501 dataset, ensuring each identity is represented by at least one image. This selection process yields a new dataset. Following this, we employ BoT (Luo et al., 2019) as the base network and conduct baseline training with each subset of the data. We then generate synthetic images from the new dataset, randomly selecting those that share the same identity and pose. This synthesized data is then merged with the original dataset to train BoT. The Rank1 results are presented in Table 2. The results indicate that PCDMs significantly boost the re-identification performance compared to the baseline. Furthermore, when compared with state-of-the-art methods such as PTN (Zhu et al., 2019), GFLA (Ren et al., 2020), DPTN (Zhang et al., 2022), and PIDM (Bhunja et al., 2023), PCDMs consistently demonstrate superior performance in re-identification tasks.

Table 2: Comparison with SOTA on person re-identification. *Standard* denotes not using synthesized pedestrian images.

Methods	Percentage of real images				100%
	20%	40%	60%	80%	
Standard	33.4	56.6	64.9	69.2	76.7
PTN (Zhu et al., 2019)	55.6	57.3	67.1	72.5	76.8
GFLA (Ren et al., 2020)	57.3	59.7	67.6	73.2	76.8
DPTN (Zhang et al., 2022)	58.1	62.6	69.0	74.2	77.1
PIDM (Bhunja et al., 2023)	61.3	64.8	71.6	75.3	78.4
<b>PCDMs (Ours)</b>	<b>63.8</b>	<b>67.1</b>	<b>73.3</b>	<b>76.4</b>	<b>80.3</b>

## 5 CONCLUSION

This paper has demonstrated the significant potential of **Progressive Conditional Diffusion Models** (PCDMs) in addressing the challenges of pose-guided person image synthesis. The inherent inconsistency in pose between source and target images has been a formidable obstacle in synthesizing an image with a distinct pose, relying solely on the source image and target pose information. Our proposed PCDMs incrementally bridge this gap through a three-stage process. In the first stage, a simple prior conditional diffusion model is designed to predict the global features of the target image by mining the global alignment relationship between pose coordinates and image appearance. The second stage establishes a dense correspondence between the source and target images using the global features from the previous stage, and an inpainting conditional diffusion model is proposed to further align and enhance the contextual features, generating a coarse-grained person image. In the final stage, a refining conditional diffusion model is proposed to utilize the coarsely generated image from the previous stage as a condition, achieving texture restoration and enhancing fine-detail consistency. The three stages of the PCDMs work progressively to generate the final high-quality and high-fidelity synthesized image. Both qualitative and quantitative results have demonstrated the consistency and photorealism of our proposed PCDMs under challenging scenarios.

**Futher Work.** Our method significantly improves person image synthesis quality, while the use of two additional prior and refining models leads to increased computational resource consumption and longer inference time. Future work should explore efficient methods that provide equivalent or superior quality while reducing computational overhead and inference time.

## 6 ETHICS STATEMENT

This study introduces a novel multi-stage person image synthesis technique capable of generating new person images based on different poses and original images. However, there is a risk that malicious actors could misuse this manipulation of real photos to create false content and disseminate misinformation. This is a well-known issue faced by virtually all person image synthesis methods. Nevertheless, research has made significant progress in identifying and preventing malicious tampering. Our work will provide valuable support for research in this field and external audits, helping to balance its value against the risks posed by unrestricted open access. This will ensure that this technology can be used safely and beneficially.

## 7 REPRODUCIBILITY

The data, code, and models will be publicly available.

## REFERENCES

- Alberto Baldrati, Davide Morelli, Giuseppe Cartella, Marcella Cornia, Marco Bertini, and Rita Cucchiara. Multimodal garment designer: Human-centric latent diffusion models for fashion image editing. *arXiv preprint arXiv:2304.02051*, 2023.
- Ankan Kumar Bhunia, Salman Khan, Hisham Cholakkal, Rao Muhammad Anwer, Jorma Laaksonen, Mubarak Shah, and Fahad Shahbaz Khan. Person image synthesis via denoising diffusion model. In *Proceedings of the IEEE/CVF Conference on Computer Vision and Pattern Recognition*, pp. 5968–5976, 2023.
- Zhe Cao, Tomas Simon, Shih-En Wei, and Yaser Sheikh. Realtime multi-person 2d pose estimation using part affinity fields. In *Proceedings of the IEEE conference on computer vision and pattern recognition*, pp. 7291–7299, 2017.
- Xi Chen, Lianghua Huang, Yu Liu, Yujun Shen, Deli Zhao, and Hengshuang Zhao. Anydoor: Zero-shot object-level image customization. *arXiv preprint arXiv:2307.09481*, 2023.
- Antonia Creswell, Tom White, Vincent Dumoulin, Kai Arulkumaran, Biswa Sengupta, and Anil A Bharath. Generative adversarial networks: An overview. *IEEE signal processing magazine*, 35(1):53–65, 2018.
- Patrick Esser, Ekaterina Sutter, and Björn Ommer. A variational u-net for conditional appearance and shape generation. In *CVPR*, 2018.
- Xintong Han, Xiaojun Hu, Weilin Huang, and Matthew R Scott. Clothflow: A flow-based model for clothed person generation. In *Proceedings of the IEEE/CVF international conference on computer vision*, pp. 10471–10480, 2019.
- Martin Heusel, Hubert Ramsauer, Thomas Unterthiner, Bernhard Nessler, and Sepp Hochreiter. Gans trained by a two time-scale update rule converge to a local nash equilibrium. *Advances in neural information processing systems*, 30, 2017.
- Jonathan Ho and Tim Salimans. Classifier-free diffusion guidance. *arXiv preprint arXiv:2207.12598*, 2022.
- Jonathan Ho, Ajay Jain, and Pieter Abbeel. Denoising diffusion probabilistic models. In *NeurIPS*, 2020.
- Diederik P Kingma, Max Welling, et al. An introduction to variational autoencoders. *Foundations and Trends® in Machine Learning*, 12(4):307–392, 2019.

- Yining Li, Chen Huang, and Chen Change Loy. Dense intrinsic appearance flow for human pose transfer. In *CVPR*, 2019.
- Wen Liu, Zhixin Piao, Jie Min, Wenhan Luo, Lin Ma, and Shenghua Gao. Liquid warping gan: A unified framework for human motion imitation, appearance transfer and novel view synthesis. In *ICCV*, 2019.
- Ziwei Liu, Ping Luo, Shi Qiu, Xiaogang Wang, and Xiaoou Tang. Deepfashion: Powering robust clothes recognition and retrieval with rich annotations. In *Proceedings of the IEEE conference on computer vision and pattern recognition*, pp. 1096–1104, 2016.
- Hao Luo, Youzhi Gu, Xingyu Liao, Shenqi Lai, and Wei Jiang. Bag of tricks and a strong baseline for deep person re-identification. In *Proceedings of the IEEE/CVF conference on computer vision and pattern recognition workshops*, pp. 0–0, 2019.
- Zhengyao Lv, Xiaoming Li, Xin Li, Fu Li, Tianwei Lin, Dongliang He, and Wangmeng Zuo. Learning semantic person image generation by region-adaptive normalization. In *CVPR*, 2021.
- Liqian Ma, Xu Jia, Qianru Sun, Bernt Schiele, Tinne Tuytelaars, and Luc Van Gool. Pose guided person image generation. In *NeurIPS*, 2017.
- Yifang Men, Yiming Mao, Yuning Jiang, Wei-Ying Ma, and Zhouhui Lian. Controllable person image synthesis with attribute-decomposed gan. In *CVPR*, 2020.
- Mehdi Mirza and Simon Osindero. Conditional generative adversarial nets. *arXiv preprint arXiv:1411.1784*, 2014.
- Alexander Quinn Nichol and Prafulla Dhariwal. Improved denoising diffusion probabilistic models. In *International Conference on Machine Learning*, pp. 8162–8171. PMLR, 2021.
- Maxime Oquab, Timothée Darcet, Théo Moutakanni, Huy Vo, Marc Szafraniec, Vasil Khalidov, Pierre Fernandez, Daniel Haziza, Francisco Massa, Alaaeldin El-Nouby, et al. Dinov2: Learning robust visual features without supervision. *arXiv preprint arXiv:2304.07193*, 2023.
- Alec Radford, Jong Wook Kim, Chris Hallacy, Aditya Ramesh, Gabriel Goh, Sandhini Agarwal, Girish Sastry, Amanda Askell, Pamela Mishkin, Jack Clark, et al. Learning transferable visual models from natural language supervision. In *International conference on machine learning*, pp. 8748–8763. PMLR, 2021.
- Aditya Ramesh, Prafulla Dhariwal, Alex Nichol, Casey Chu, and Mark Chen. Hierarchical text-conditional image generation with clip latents. *arXiv preprint arXiv:2204.06125*, 1(2):3, 2022.
- Yurui Ren, Xiaoming Yu, Junming Chen, Thomas H Li, and Ge Li. Deep image spatial transformation for person image generation. In *CVPR*, 2020.
- Yurui Ren, Yubo Wu, Thomas H Li, Shan Liu, and Ge Li. Combining attention with flow for person image synthesis. In *Proceedings of the 29th ACM International Conference on Multimedia*, pp. 3737–3745, 2021.
- Yurui Ren, Xiaoqing Fan, Ge Li, Shan Liu, and Thomas H Li. Neural texture extraction and distribution for controllable person image synthesis. In *CVPR*, 2022.
- Robin Rombach, Andreas Blattmann, Dominik Lorenz, Patrick Esser, and Björn Ommer. High-resolution image synthesis with latent diffusion models. In *Proceedings of the IEEE/CVF conference on computer vision and pattern recognition*, pp. 10684–10695, 2022.
- Aliaksandr Siarohin, Enver Sangineto, Stéphane Lathuiliere, and Nicu Sebe. Deformable gans for pose-based human image generation. In *CVPR*, 2018.
- Yang Song, Jascha Sohl-Dickstein, Diederik P Kingma, Abhishek Kumar, Stefano Ermon, and Ben Poole. Score-based generative modeling through stochastic differential equations. *arXiv preprint arXiv:2011.13456*, 2020.

- Hao Tang, Song Bai, Li Zhang, Philip HS Torr, and Nicu Sebe. Xinggan for person image generation. In *Computer Vision—ECCV 2020: 16th European Conference, Glasgow, UK, August 23–28, 2020, Proceedings, Part XXV 16*, pp. 717–734. Springer, 2020.
- Zhou Wang, Alan C Bovik, Hamid R Sheikh, and Eero P Simoncelli. Image quality assessment: from error visibility to structural similarity. *IEEE transactions on image processing*, 13(4):600–612, 2004.
- Mang Ye, Jianbing Shen, Gaojie Lin, Tao Xiang, Ling Shao, and Steven CH Hoi. Deep learning for person re-identification: A survey and outlook. *IEEE transactions on pattern analysis and machine intelligence*, 44(6):2872–2893, 2021.
- Jinsong Zhang, Kun Li, Yu-Kun Lai, and Jingyu Yang. Pise: Person image synthesis and editing with decoupled gan. In *CVPR*, 2021.
- Lvmin Zhang and Maneesh Agrawala. Adding conditional control to text-to-image diffusion models. *arXiv preprint arXiv:2302.05543*, 2023.
- Pengze Zhang, Lingxiao Yang, Jian-Huang Lai, and Xiaohua Xie. Exploring dual-task correlation for pose guided person image generation. In *CVPR*, 2022.
- Richard Zhang, Phillip Isola, Alexei A Efros, Eli Shechtman, and Oliver Wang. The unreasonable effectiveness of deep features as a perceptual metric. In *Proceedings of the IEEE conference on computer vision and pattern recognition*, pp. 586–595, 2018.
- Songchuan Zhang and Yiwei Zhou. Posediffusion: a pose-guided human image generator via cascaded diffusion models. *Available at SSRN 4552596*, 2023.
- Liang Zheng, Liyue Shen, Lu Tian, Shengjin Wang, Jingdong Wang, and Qi Tian. Scalable person re-identification: A benchmark. In *ICCV*, 2015.
- Xingran Zhou, Bo Zhang, Ting Zhang, Pan Zhang, Jianmin Bao, Dong Chen, Zhongfei Zhang, and Fang Wen. Cocosnet v2: Full-resolution correspondence learning for image translation. In *CVPR*, 2021.
- Xinyue Zhou, Mingyu Yin, Xinyuan Chen, Li Sun, Changxin Gao, and Qingli Li. Cross attention based style distribution for controllable person image synthesis. In *European Conference on Computer Vision*, pp. 161–178. Springer, 2022.
- Zhen Zhu, Tengpeng Huang, Baoguang Shi, Miao Yu, Bofei Wang, and Xiang Bai. Progressive pose attention transfer for person image generation. In *Proceedings of the IEEE/CVF Conference on Computer Vision and Pattern Recognition*, pp. 2347–2356, 2019.



## SUPPLEMENTARY MATERIAL

This supplementary material offers a more detailed exploration of the experiments and methodologies proposed in the main paper. Section A provides a series of symbols and definitions for enhanced comprehension. Section B delves deeper into the implementation specifics of our experiments. Section C presents additional experimental outcomes, including a broader range of qualitative comparison examples with state-of-the-art methods, an expanded set of ablation study cases, supplemented results from random sampling, and a detailed explanation of our user studies.

### A SOME NOTATIONS AND DEFINITIONS

Table 3: Some notations and definitions.

Notation	Definition
$x_0$	Real image
$c$	Additional condition
$t$	Timestep
$\theta$	Diffusion model
$\epsilon$	Gaussian noise
$w$	Guidance scale
$x_t$	Noisy data at $t$ step
$x_s$	Feature of source image
$p_s$	Feature of source pose coordinate
$p_t$	Feature of target pose coordinate
$f_{st}$	Feature of source and target image
$i_{sm}$	Feature of source and mask image
$p_{st}$	Feature of source and target pose coordinate
$i_{ct}$	Feature of coarse target image

### B IMPLEMENT DETAILS

Our experiments are conducted on 8 NVIDIA V100 GPUs. We utilize the AdamW optimizer with a consistent learning rate of  $1e^{-4}$  across all stages. The probability of random dropout for condition  $c$  is set at 10%. For the prior conditional diffusion model, we employ OpenCLIP ViT-H/14<sup>2</sup> as the CLIP image encoder. This model’s transformer consists of 20 transformer blocks, each with a width of 2,048. The model is trained for 10k iterations with a batch size of 256, using a cosine noising schedule (Nichol & Dhariwal, 2021) with 1000 timesteps. For the inpainting and refining models, we use DINOv2-G/14<sup>3</sup> as the image encoder. We leverage the pretrained stable diffusion V2.1<sup>4</sup>, modifying the first convolution layer to accommodate additional conditions. These models are trained for 200k and 100k iterations, respectively, each with a batch size of 128, and a linear noise schedule with 1000 timesteps is applied. In the inference stage, we use the DDIM sampler with 50 steps and set the guidance scale  $w$  to 2.0 for PCDMs.

### C ADDITIONAL RESULTS

#### C.1 MORE QUALITATIVE COMPARISONS FOR PCDMS

We provide additional examples for comparison with the state-of-the-art (SOTA) methods in Figure 10 and Figure 11.

<sup>2</sup>[https://github.com/mlfoundations/open\\_clip](https://github.com/mlfoundations/open_clip)

<sup>3</sup><https://github.com/facebookresearch/dinov2>

<sup>4</sup><https://huggingface.co/stabilityai/stable-diffusion-2-1-base>

## C.2 MORE QUALITATIVE ABLATION RESULTS ON THE DEEPFASHION DATASET

We show more qualitative ablation results from our proposed PCDMs in Figure 12. **B1** signifies the exclusive use of the inpainting conditional diffusion model. **B2** represents the concurrent application of both the prior and inpainting conditional diffusion models, without incorporating the refining conditional diffusion model. **B3** denotes the combined usage of the inpainting and refining conditional diffusion models, while excluding the prior conditional diffusion model.

## C.3 RANDOM SAMPLES

We show random samples from our proposed PCDMs in Figure 13. The generated results are highly stable and realistic.

## C.4 USER STUDY

In Section 4.1, we conduct a user study on the pose-guided person image synthesis task. We invite 30 volunteers with a computer science background to participate in a side-by-side view comparison of PCDMs and state-of-the-art work and to identify the authenticity of images. These samples are randomly drawn from our toolkit test set, originating from the same original image and pose. We conducted repeated tests with 50 samples for each model. The user study evaluates which model produces more realistic results through human perception. Example questions are shown in Figure 14 and Figure 15.

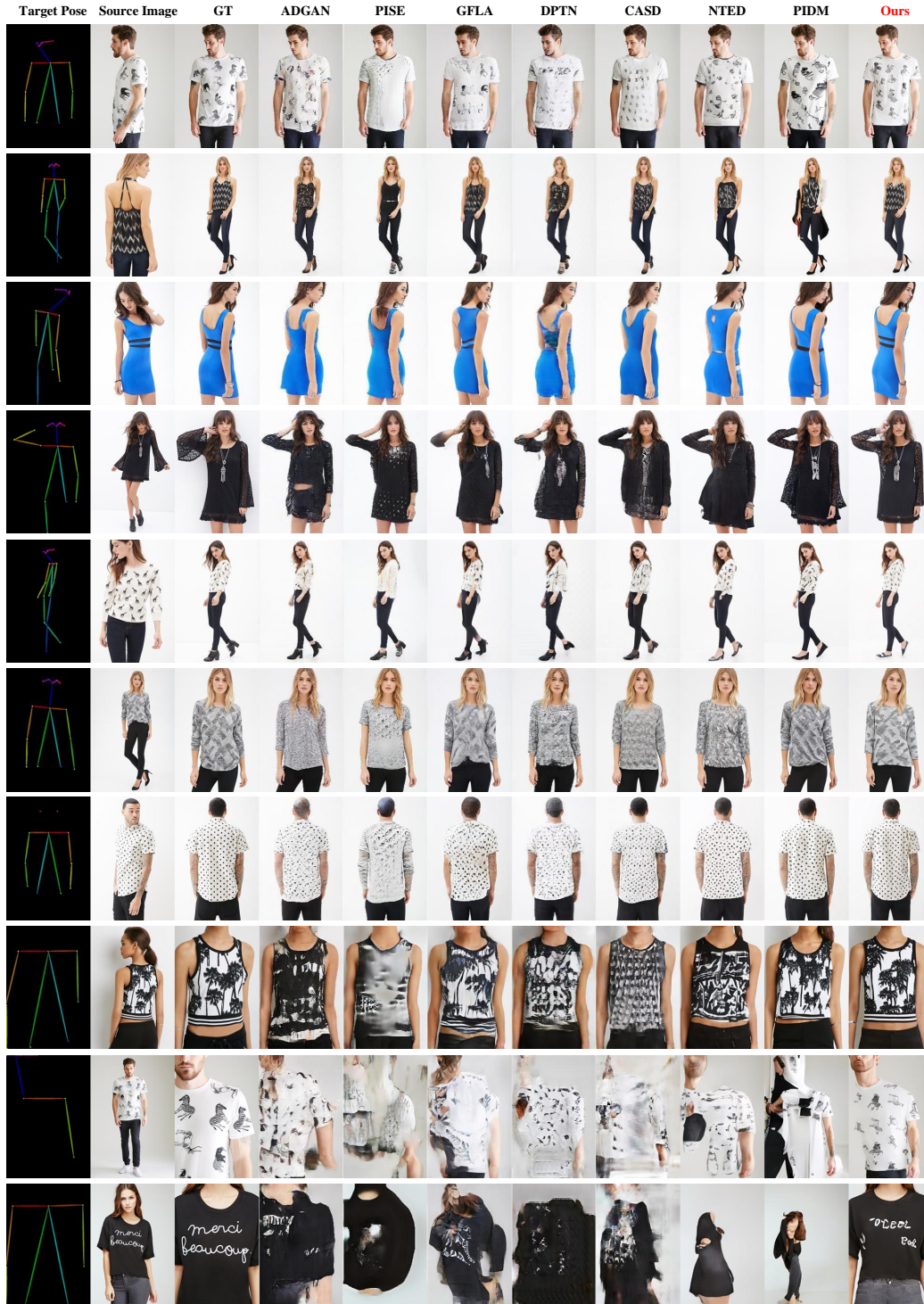


Figure 10: More qualitative comparisons between PCDMs and SOTA methods on the DeepFashion dataset.




Figure 11: More qualitative comparisons between PCDMs and SOTA methods on the DeepFashion dataset.





Figure 12: More qualitative ablation results on the DeepFashion dataset.




Figure 13: Random samples from PCDMs.

Please choose the most lifelike image in each group.

18.



- ☐ A
- ☐ B
- ☐ C
- ☐ D
- ☐ E
- ☐ F
- ☐ G
- ☐ H

Figure 14: An example question used in our user study for pose-guided person image synthesis.

Please determine if the following image is real.

6.



- ☐ True
- ☐ False

Figure 15: An example question used in our user study for pose-guided person image synthesis.