

# Universal Multi-modal Entity Alignment via Iteratively Fusing Modality Similarity Paths

Bolin Zhu<sup>1</sup>, Xiaoze Liu<sup>2</sup>, Xin Mao<sup>3</sup>, Zhuo Chen<sup>4</sup>, Lingbing Guo<sup>4</sup>, Tao Gui<sup>1</sup>, Qi Zhang<sup>1</sup>

<sup>1</sup>Fudan University

<sup>2</sup>Purdue University

<sup>3</sup>Nanyang Technological University

<sup>4</sup>Zhejiang University

{blzhu20,tgui,qz}@fudan.edu.cn,xiaoze@purdue.edu,xin.mao@ntu.edu.sg,{zhuo.chen,lbguo}@zju.edu.cn

## ABSTRACT

The objective of Entity Alignment (EA) is to identify equivalent entity pairs from multiple Knowledge Graphs (KGs) and create a more comprehensive and unified KG. The majority of EA methods have primarily focused on the structural modality of KGs, lacking exploration of multi-modal information. A few multi-modal EA methods have made good attempts in this field. Still, they have two shortcomings: (1) inconsistent and inefficient modality modeling that designs complex and distinct models for each modality; (2) ineffective modality fusion due to the heterogeneous nature of modalities in EA.

To tackle these challenges, we propose PathFusion, consisting of two main components: (1) MSP, a unified modeling approach that simplifies the alignment process by constructing paths connecting entities and modality nodes to represent multiple modalities; (2) IRF, an iterative fusion method that effectively combines information from different modalities using the path as an information carrier. Experimental results on real-world datasets demonstrate the superiority of PathFusion over state-of-the-art methods, with 22.4% – 28.9% absolute improvement on Hits@1, and 0.194 – 0.245 absolute improvement on MRR.

## CCS CONCEPTS

• **Computing methodologies** → **Knowledge representation and reasoning**; *Semantic networks*.

## KEYWORDS

Entity Alignment, Knowledge Graphs, Unsupervised Learning

## ACM Reference Format:

Bolin Zhu<sup>1</sup>, Xiaoze Liu<sup>2</sup>, Xin Mao<sup>3</sup>, Zhuo Chen<sup>4</sup>, Lingbing Guo<sup>4</sup>, Tao Gui<sup>1</sup>, Qi Zhang<sup>1</sup>. 2023. Universal Multi-modal Entity Alignment via Iteratively Fusing Modality Similarity Paths. In *Proceedings of ACM Conference (Conference'17)*. ACM, New York, NY, USA, 9 pages. <https://doi.org/10.1145/nnnnnnn.nnnnnnn>

Permission to make digital or hard copies of all or part of this work for personal or classroom use is granted without fee provided that copies are not made or distributed for profit or commercial advantage and that copies bear this notice and the full citation on the first page. Copyrights for components of this work owned by others than the author(s) must be honored. Abstracting with credit is permitted. To copy otherwise, or republish, to post on servers or to redistribute to lists, requires prior specific permission and/or a fee. Request permissions from [permissions@acm.org](mailto:permissions@acm.org).

Conference'17, July 2017, Washington, DC, USA

© 2023 Copyright held by the owner/author(s). Publication rights licensed to ACM.

ACM ISBN 978-x-xxxx-xxxx-x/YY/MM... \$15.00

<https://doi.org/10.1145/nnnnnnn.nnnnnnn>

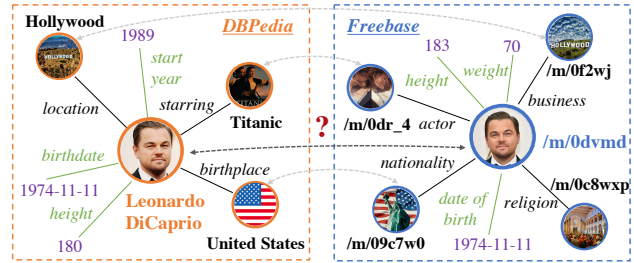


Figure 1: An example of multi-modal entity alignment.

## 1 INTRODUCTION

Knowledge graphs (KGs) are valuable representations of structured knowledge pertaining to real-world objects, and they play a crucial role in various practical applications, including question answering [3], entity [16, 53] and relation extraction [15]. However, existing KGs often suffer from significant incompleteness [42] due to their construction from diverse data sources, resulting in overlapping entities across different KGs. This situation presents an opportunity to integrate multiple KGs by considering the overlapped entities.

A commonly employed strategy for KG integration is known as **Entity Alignment** (EA)[42], which aims to align entities from different KGs that refer to the same real-world objects. Given two KGs and a small set of pre-aligned entities (referred to as *seed alignment*), EA identifies all possible alignments between the KGs. Recent studies based on embedding techniques[18, 29, 33, 37, 41] have demonstrated high effectiveness in performing EA, primarily focusing on the *relational modality* of KGs. These approaches operate under the assumption that the neighbors of two equivalent entities in separate KGs are also equivalent [26]. By leveraging this assumption, these methods align entities by training an EA model to learn representations of KGs.

Many existing studies on Entity Alignment (EA) face issues with the geometric embedding space, limiting their real-world applicability [10, 42]. To address these problems, incorporating information from "side modalities" of knowledge graphs has been proposed to enhance the robustness and effectiveness of EA [5, 21–23, 26, 44, 49]. Textual information is commonly used, but recent studies have highlighted potential test data leakage issues when incorporating textual information [26, 36]. As a result, researchers have explored alternative modalities like visual, attribute, and temporal modalities to improve EA performance [22, 38, 49].

The field of multi-modal learning has inspired researchers to investigate multi-modal EA, where multiple side modalities are jointly modeled for EA [4, 5, 19, 21]. However, these methods have certain limitations:

- **Inconsistent and inefficient modality modeling.** Different models are used for different modalities, leading to time-consuming and non-generalizable approaches. Additionally, these methods mainly focus on learning vectorized representations and require transformation into similarity scores between entities.
- **Ineffective modality fusion.** Complex learning procedures are employed to integrate information from different modalities. However, the heterogeneous nature of modalities in knowledge graphs poses challenges to effective integration. An example can illustrate this point.

*Example 1.1.* In classic multi-modal (MM) learning scenarios, different modalities are typically homogeneous. However, in the context of Multi-Modal Entity Alignment (MMEA), different modalities are heterogeneous. As shown in Fig. 2, the texts provide explicit descriptions of the images. However, in knowledge graphs (KGs), the relations, attributes, and images exhibit heterogeneity. For instance, in the MMKG example depicting Michael Jordan, we cannot infer his height, weight, or birth date from the image alone, nor can we infer the image from the attributes. Consequently, modeling interactions between different modalities becomes challenging and unnecessary.

To address these challenges, we propose a novel method called PathFusion for multi-modal EA. We introduce the *Modality Similarity Path* (MSP) approach to model different modalities in a unified manner. Instead of embedding modality information, MSP constructs a *path* between entities by connecting bipartite graphs, simplifying the alignment process and enabling direct transformation of information into alignment results. We also propose the *Iterative Refinement Fusion* (IRF) method to effectively fuse information from different modalities. Unlike existing methods, IRF iteratively fuses information into a unified *path* to make it more discriminative, rather than forcing interactions between modalities. To summarize, our contributions are as follows:

- **Model.** We propose the PathFusion<sup>1</sup> framework for multi-modal EA, which models different modalities in a unified way and effectively fuses their information.
- **Path.** We introduce the MSP approach to model different modalities in a unified manner, allowing for direct alignment results without information loss.
- **Fuse.** We propose the IRF method to iteratively fuse information from different modalities using the *path* as the information carrier.
- **Experiments.** We conduct extensive experiments on real-world datasets, demonstrating that PathFusion outperforms state-of-the-art methods by a large margin.

## 2 RELATED WORK

In this section, we review the related work of EA, including structure-based EA and multi-modal EA.

<sup>1</sup><https://github.com/blzhu0823/PathFusion>



Figure 2: Comparison between multi-modal entity alignment and the classic multi-modal learning tasks.

### 2.1 Structure-based Entity Alignment

The foundation of EA is to learn the graph relation structures of KGs. Existing structure-based EA models can be divided into two categories: *KGE-based methods* [7, 39, 44, 54] and *GNN-based methods* [18, 29, 32, 37, 41, 48]. The former uses the KG embedding models (e.g., TransE [1]) to learn entity embeddings, while the latter uses GNNs [17, 51]. PathFusion is designed for multi-modal EA, and thus can incorporate any structure-based EA model as the backbone.

### 2.2 Multi-Modal Entity Alignment

All existing proposals of multi-modal EA incorporate *side modalities* of KGs, including *textual modality* of entity names and descriptions [12, 20, 30], *attribute modality* that use attributes of entities [19, 26, 44], *temporal modality* that uses timestamps of relations [23, 49, 50], and *visual modality* [5, 21, 22] that use images of entities. Some of such proposals are able to perform EA even without seed alignment [12, 30]. However, models that incorporate textual modality may be overestimated due to potential test data leakage [6, 22, 26, 36]. Thus, other modalities are more reliable for EA. Recently, some multi-modal EA models have been proposed to incorporate multiple modalities [4, 5, 19, 21]. However, they face limitations in incorporating all modalities due to the lack of a unified framework. Also, their performance is restricted by the absence of an effective mechanism to fuse multiple modalities. In contrast, our proposed method, PathFusion, stands out as the first approach to successfully incorporate all modalities and achieve state-of-the-art performance.

We report the supported modalities of PathFusion with the compared methods in Table 1. Our method is the only one that can support all modalities.

## 3 PROBLEM DEFINITION

In this section, we present our problem definition.

Method	Relation	Visual	Attribute	Temporal
MTransE [7]	✓	✗	✗	✗
IPTransE [54]	✓	✗	✗	✗
TransEdge [40]	✓	✗	✗	✗
MRAEA [32]	✓	✗	✗	✗
RREA [33]	✓	✗	✗	✗
DualAMN [29]	✓	✗	✗	✗
JAPE [38]	✓	✗	✓	✗
GCN-Align [48]	✓	✗	✓	✗
AttrE [44]	✓	✗	✓	✗
AttrGNN [26]	✓	✗	✓	✗
TEA-GNN [49]	✓	✗	✗	✓
TREA [50]	✓	✗	✗	✓
STEA [2]	✓	✗	✗	✓
DualMatch [23]	✓	✗	✗	✓
MMEA [4]	✓	✓	✓	✗
EVA [22]	✓	✓	✓	✗
MSNEA [5]	✓	✓	✓	✗
MCLEA [21]	✓	✓	✓	✗
ACK-MMEA [19]	✓	✓	✓	✗
MEAformer [8]	✓	✓	✓	✗
<b>Ours</b>	✓	✓	✓	✓

**Table 1: A table of methods and their supported modalities. The four modalities are relation, visual, attribute, and temporal.**

A **multi-modal knowledge graph** (MMKG) can be denoted as  $G = (E, R, Q, T, I, P, K, V, A)$ , where  $E$  is the set of entities,  $R$  is the set of relations.  $T, I, P, K, V$  are sets of items in the side modalities including the temporal, attribute and visual modalities, and can be optional if the dataset do not hold information of such modality.  $T$  is a set of timestamps that represent the information of the temporal modality.  $I$  is the set of images and  $P = \{e, i\} \mid e \in E, i \in I$  is the set of entity-image pairs, representing that  $i$  is an image of the entity  $e$ .  $K, V, A$  are the set of attribute names, values and entity-attribute triples.  $A$  is represented as  $\{(e, k, v) \mid e \in E, k \in K, v \in V\}$ .  $Q = \{(h, r, t, \tau) \mid h, t \in E, r \in R, \tau \in T\}$  is the set of quadruples, each of which represents that the subject entity  $h$  has the relation  $r$  with the object entity  $t$  during the time interval  $\tau$ .  $\tau$  here is optional, if not given, the tuple  $(h, r, t)$  is often called a triple. For simplicity, we use the term “triple” with or without the time interval  $\tau$  to represent the quadruple  $(h, r, t, \tau)$ .

**Multi-modal entity alignment.** (MMEA) is the process of finding a 1-to-1 mapping of entities  $\phi$  from a source MMKG  $G_s = (E_s, R_s, Q_s, T_s, I_s, P_s, K_s, V_s, A_s)$  to a target MMKG  $G_t = (E_t, R_t, Q_t, T_t, I_t, P_t, K_t, V_t, A_t)$ .  $\phi = \{(e_s, e_t) \in E_s \times E_t \mid e_s \equiv e_t\}$ , where  $e_s \in E_s$ ,  $e_t \in E_t$ , and  $\equiv$  is an equivalence relation between two entities. Here, since the timestamps (if available) are overlapped between knowledge graphs, we have  $T_s = T_t$ . A small set of equivalent entities  $\phi' \subset \phi$  is known beforehand, and is used as training seed alignment.

## 4 METHODOLOGY

In this section, we present the proposed PathFusion for EA on multi-modal KGs. First, we give an overview of the proposed PathFusion

### 4.1 Overview

Fig. 3 shows the overview of the proposed PathFusion. PathFusion consists of two parts: *Universal Modality Modeling* with Modality Similarity Path and *Iterative Refinement Fusion*. PathFusion first aggregates the information of modalities into entity representations by MSP, and then iteratively fuse the entity representations from the source and target KGs to obtain the mapping matrix with IRF. We detail the two parts in the following subsections.

### 4.2 Universal Modality Modeling with Modality Similarity Path

Previous research has focused on learning vectorized representations from side modalities to enhance the performance of entity alignment (EA). Side modalities provide additional information, as latent relations exist between items of side modalities in two knowledge graphs. For example, in the visual modality, latent relations involve visual similarities between entity images (e.g., two images of the same person are more similar than two images of different people). In the attribute modality, latent relations consist of attribute name and value similarities (e.g., two people with the same height and birth date are more likely to be the same person than two people with different heights and birth dates).

Multi-modal learners incorporate modalities into entity embeddings, which serve as intermediate representations in EA models. Typically, embedding learners aggregate side modality information into entity representations, leveraging explicitly defined entity-side modality relations. For instance, in the visual modality, entity-image pairs  $P$  indicate image-entity associations, allowing the concatenation of visual features of entity images to obtain entity embeddings [22].

The final output of an EA model is a mapping matrix  $M \in \mathbb{R}^{E_s \times E_t}$  representing entity pairs between two knowledge graphs. This matrix is obtained by taking the dot product of entity embeddings from the source and target KGs, formulated as  $M = \mathbf{H}_s \mathbf{H}_t^T$ , where  $\cdot^T$  denotes the transpose operation. Here,  $\mathbf{H}_s \in \mathbb{R}^{E_s \times d}$  and  $\mathbf{H}_t \in \mathbb{R}^{E_t \times d}$  are the entity embeddings of the source and target KGs, respectively.

Instead of learning entity embeddings, we propose a more direct and efficient approach called Modality Similarity Path (MSP) to model side modalities. MSP represents the relations between entities in the source and target KGs by using side modalities as bridges. Each side modality in EA has two sets of items representing the source and target graphs. For example, in the temporal modality, there are two sets of timestamps  $T_s$  and  $T_t$  representing temporal information in the source and target KGs, respectively. Hence, we first define the similarity between these two sets as a cross-KG bridge.

Assuming we have an arbitrary modality  $X$ , MSP collects the *cross-KG intra-modality similarity*  $M_X^x \in \mathbb{R}^{|X_s \times X_t|}$  between items in the source and target KGs for the  $X$  modality. Then, using the *intra-KG cross-modality similarity* matrices  $M_X^s \in \mathbb{R}^{|E_s \times X_s|}$  and  $M_X^t \in \mathbb{R}^{|E_t \times X_t|}$ , MSP defines the relations between entities and modality items in the source and target KGs. Finally, MSP derives the mapping matrix  $M_X \in \mathbb{R}^{|E_s \times E_t|}$  by applying a matrix-multiplication-like operator on the similarity matrices. For each  $m_{i,j} \in M_X$ , we can express MSP as:

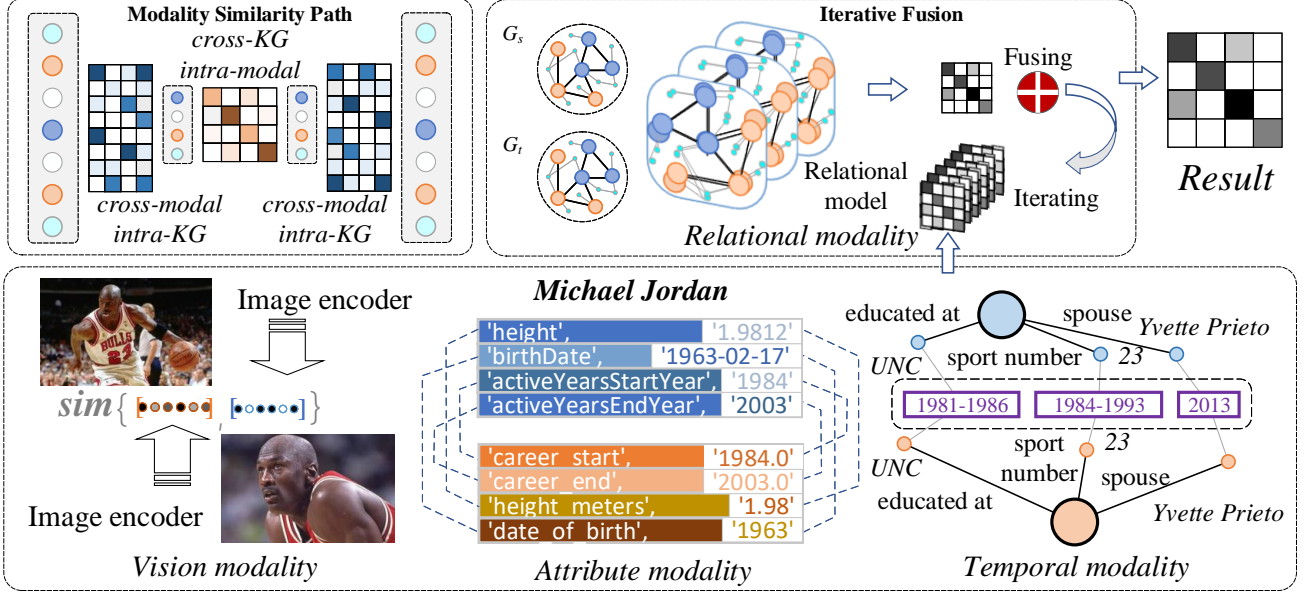


Figure 3: The proposed PathFusion framework.

$$m_{i,j} = \Psi_{x_s \in X_s, x_t \in X_t} \left( M_{X_{i,x_s}}^s, M_{X_{x_s,x_t}}^x, M_{X_{j,x_t}}^t \right) \quad (1)$$

The aggregation function  $\Psi$  in MSP combines similarity matrices, which can be either the max or sum function. If  $\Psi$  is the sum function, MSP is equivalent to the matrix multiplication operator, defined as  $M_X = M_X^s M_X^x (M_X^t)^T$ . If  $\Psi$  is the max function, MSP behaves like a max-pooling operator.

It is evident that MSP is a versatile operator applicable to any modality. We only need to specify the cross-KG intra-modality similarity and intra-KG cross-modality similarity for each modality. Subsequent sections provide a comprehensive description of MSP for each specific modality.

**Relational modality.** In the relational modality, our PathFusion framework incorporates existing relational learning methods [29]. PathFusion adopts the state-of-the-art EA method [29] to build a  $L$ -layer GNN model for learning the representation of the knowledge graph structure. We train a relational learning model on the two knowledge graphs using the seed alignment as the training set. This yields vectorized entity representation  $\mathbf{H} \in \mathbb{R}^{|E| \times d}$ , where  $d$  is the embedding space dimension. As the modality nodes are entities themselves, the cross-KG intra-modality similarity is the identity matrix  $I_d$ . The intra-KG cross-modality similarity consists of entity embeddings of the source and target KGs. The mapping matrix  $M_R$  is obtained by taking the dot product of entity embeddings from both KGs:  $M_R = \mathbf{H}_s I_d (\mathbf{H}_t)^T$ .

**Visual Modality.** In MMKG, entities have visual representations as images. To measure the visual cross-KG similarity, we utilize the visual features extracted from the images using SwinTransformer [27]. Let  $\mathbf{I} \in \mathbb{R}^{|I| \times d_v}$  represent the visual features, where  $d_v$  is the dimension of the visual feature space. The visual cross-KG

similarity is computed as  $M_I^x = \mathbf{I}_s (\mathbf{I}_t)^T$ . The visual intra-KG similarity is derived from the entity-image pairs  $P$ , where  $m_{e_i,j} \in M_I$  between an entity  $e_i \in E$  and an image  $j \in I$  would be

$$m_{e_i,j} = \begin{cases} 1, & \text{if } (e_i, j) \in P \\ 0, & \text{otherwise} \end{cases} \quad (2)$$

Finally, MSP uses the max operator to obtain the mapping matrix  $M_I$ .

**Attribute Modality.** In the attribute modality, the cross-KG intra-modality similarity is obtained by combining attribute name and attribute value similarities. We define the attribute item set  $S$  as the set of distinct attribute name-value pairs. The attribute name similarity  $M_K$  is computed using a pre-trained language model, where we use the representation of the [CLS] token as the attribute name representation. The attribute value similarity  $M_V$  is calculated as the reciprocal of the absolute difference between attribute values. For each  $m_{i,j} \in M_V$ , we have  $m_{i,j} = \frac{1}{|v_i - v_j|}$ , where  $v_i \in V_s$  and  $v_j \in V_t$  are the attribute values of the  $i$ -th and  $j$ -th items, respectively. The attribute similarity  $M_A^x$  is obtained by multiplying the attribute name similarity and value similarity. The attribute intra-KG similarity is derived from the entity-attribute triples  $A$  using the same approach as in the visual modality. The mapping matrix  $M_A$  is computed by summing the fused similarities using the sum operator.

**Temporal modality.** Temporal modality is represented as timestamps defined on the relations between entities. Those timestamps are universal across all KGs, which means that for any two MMKGs with temporal information  $G_s$  and  $G_t$ , we have  $T_s = T_t$ . Therefore, the cross-KG intra-modality similarity is the identity matrix  $I_{|T|}$ . We can follow [23] to obtain the intra-KG similarity. Specifically, we rely

on two adjacency matrices extracted from the MMKGs: (i) entity-entity matrix  $A$ , built following [31]; and (ii) entity-timestamp matrix  $A^t$ , built by counting the number of relations that one entity  $e$  and one timestamp  $\tau$  appear together. We follow [23, 28, 31] to conduct an  $L$ -layer graph convolution-like forward pass to generate an aggregated feature matrix:  $\Theta = [AA^t \| A^2A^t \| \dots \| A^L A^t]$ . Here,  $L$  serves as a hyper-parameter that specifies the number of layers for the graph convolution-like forward pass, and  $A^l = \prod_{i=1}^l A$  represents the  $l$ -hop adjacency matrix of the graph  $G$ . Finally, we use the sum operator to obtain the mapping matrix  $M_T = \Theta_s I_{|T|} \Theta_t^T$ . Note that in many Knowledge Graphs, attributes may include temporal information. For instance, certain attribute pairs can take the form of ("United States," "was founded," "July 4, 1776"). However, it's important to emphasize that this temporal information is primarily handled within the attribute modality encoders. Reanalyzing it would be duplicative. Consequently, our focus on temporal information is exclusively centered on the relational facts within the KG.

Overall, MSP provides a more direct and efficient way to model the side modalities, allowing for effective entity alignment in MMKG.

### 4.3 Iterative Fusing of Multiple Modalities

Directly fusing the information of side modalities to produce the final output is challenging. Some literature [5] suggests letting different modalities interact with each other to strengthen "weak" modalities. However, due to the heterogeneous nature of side modalities in EA, learning the interactions between them is inefficient. Instead, the goal should be to make entities more discriminative by leveraging multiple modalities.

**Fusing the Modality Paths.** A practical approach is to fuse the information of multiple modalities by summing them up [52]. To enhance discriminability, we adopt the optimal transport (OT) plan [9] instead of a similarity matrix to represent the final alignment matrix. In MSP, we have obtained mapping matrices for each modality. We directly sum them to obtain the final mapping matrix  $M$  using the following equation:

$$M = \text{Sinkhorn}\left(\sum_{X \in \mathcal{X}} M_X\right) \quad (3)$$

where  $\mathcal{X}$  represents the collection of all modalities. We use the Sinkhorn algorithm [9] to obtain the optimal transport plan by iterating  $k$  steps to scale the similarity/cost matrix. The Sinkhorn algorithm [9] is defined as follows:

$$\begin{aligned} S^0(X) &= \exp(X) \\ S^k(X) &= \mathcal{N}_c \left( \mathcal{N}_r \left( S^{k-1}(X) \right) \right) \\ \text{Sinkhorn}(X) &= \lim_{k \rightarrow \infty} S^k(X), \end{aligned} \quad (4)$$

where  $\mathcal{N}_r(X) = X \oslash (X \mathbf{1}_N \mathbf{1}_N^T)$  and  $\mathcal{N}_c = X \oslash (\mathbf{1}_N \mathbf{1}_N^T X)$  are the row and column-wise normalization operators of a matrix,  $\oslash$  represents the element-wise division, and  $\mathbf{1}_N$  is a column vector of ones. In reality, we set the iteration step  $k$  to a constant instead of  $+\infty$ .

**Iterative Refinement of Relational Modality.** In the relational modality, we trained a model to obtain the similarity matrix  $M_R$ .

**Table 2: Statistics of the multi-modal EA datasets.**

Dataset	Entity	Relation Triple	Attribute Triple	Image	Seed
FB15K	14,951	592,213	29,395	13,444	-
DB15K	12,842	89,197	48,080	12,837	12,846
YG15K	15,404	122,886	23,532	11,194	11,199

**Table 3: Statistics of DICEWS and WY50K.**

Dataset	Entity	Rels	Time	Triples
DICEWS	9,517-9,537	247-246	4,017	307,552-307,553
WY50K	49,629-49,222	11-30	245	221,050-317,814

However, this process only uses a small fraction of the total alignment pairs as training seeds (usually around 10% – 30%), which may underutilize the information of the relational modality. To address this, we propose to refine the relational modality using the mapping matrix  $M$  obtained from the previous step, following the bi-directional strategy [32, 33]. In each iteration, we derive the bi-directional alignment matrices  $M$  and  $M'$  by applying Eq. 3 in both directions. Then, we extract pseudo-seeds from these matrices. Specifically, we consider  $(e_i, e_j)$  as a valid seed pair if  $e_i \in E_s$ ,  $e_j \in E_t$ ,  $\arg \max_{j'} M_{ij'} = j$ , and  $\arg \max_{i'} M'_{j'i'} = i$ . Finally, we fine-tune the relational model using the generated pseudo-seed alignment. This refinement process also enables unsupervised relational learning by using the mapping matrix (fused without  $M_R$ ) as the pseudo labels.

**Discussions.** This refinement process differs from the aforementioned "interactions" between modalities because "weak" modalities lack sufficient discriminative information. On the other hand, knowledge graphs possess strong graph structure information and are not considered "weak." The refinement process aims to complete the seed alignment and allows the relational modality to better express its information.

## 5 EXPERIMENTS

We report on extensive experiments aiming at evaluating the performance of PathFusion.

### 5.1 Experimental Setup

We describe the experimental setup, including datasets, baselines, and evaluation metrics.

**Datasets.** For evaluating the multi-modal ability of PathFusion, we use the following datasets.

- To evaluate PathFusion on the **relational, visual and attribute modalities**, we use two real-world multi-modal datasets, FB15K-DB15K and FB15K-YG15K, provided by [4, 24]. These datasets are most representative in multi-modal EA task [4, 5, 8, 19], and contains the *relational*, *visual*, and *attribute* modalities. For all experiments, we use 20% of the total alignment pairs as the training set (seed alignment), and use the rest of the pairs as the test set. Table 2 shows the statistics of the multi-modal datasets.
- The above-mentioned datasets do not contain **temporal modality**. Thus, for evaluating PathFusion on the ability of modeling *temporal modality*, we use two real-world Temporal KG datasets provided by [49, 50]. They are extracted from ICEWS05-15 [11],

**Table 4: The results of PathFusion and the baselines on the FB15K-DB15K and FB15K-YG15K datasets.**

Method	FB15K-DB15K					FB15K-YG15K				
	H@1↑	H@5↑	H@10↑	MR↓	MRR↑	H@1↑	H@5↑	H@10↑	MR↓	MRR↑
MTransE [7]	0.4	1.4	2.5	1239.5	0.014	0.3	1.0	1.8	1183.3	0.011
IPTransE [54]	4.0	11.2	17.3	387.5	0.086	3.1	9.5	14.4	522.2	0.070
GCN-Align* [48]	7.1	16.5	22.4	304.5	0.106	5.0	12.9	18.1	478.2	0.094
BootEA [39]	32.3	49.9	57.9	205.5	0.410	23.4	37.4	44.5	272.1	0.307
SEA [34]	17.0	33.5	42.5	191.9	0.255	14.1	28.7	37.1	207.2	0.218
IMUSE [14]	17.6	34.7	43.5	182.8	0.264	8.1	19.2	25.7	397.6	0.142
HyperKA [37]	13.7	24.9	30.7	712.2	0.195	16.9	29.5	34.9	738.0	0.232
DualAMN* [29]	55.0	71.4	77.1	166.6	0.627	51.6	68.3	74.4	115.1	0.594
PoE [24]	12.0	-	25.6	-	0.167	10.9	-	24.1	-	0.154
MMEA [4]	26.5	45.1	54.1	124.8	0.357	23.4	39.8	48.0	147.4	0.317
ACK-MMEA• [19]	30.4	-	54.9	-	0.387	28.9	-	49.6	-	0.360
MCLEA• [21]	44.5	-	70.5	-	0.534	38.8	-	64.1	-	0.474
EVA [22]	55.6	66.6	71.6	140.0	0.609	10.3	21.7	27.8	616.8	0.164
MEAformer• [8]	57.8	-	81.2	-	0.661	44.4	-	69.2	-	0.529
MSNEA [5]	65.3	76.8	81.2	54.0	0.708	44.3	62.6	69.8	85.1	0.529
PathFusion <sub>GCN-Align</sub>	55.0	71.3	77.0	66.4	0.626	47.6	64.9	71.4	80.7	0.558
PathFusion <sub>(w/o iteration)</sub>	80.1	87.5	90.0	27.2	0.836	74.8	83.9	86.8	44.8	0.790
<b>PathFusion</b>	<b>87.7</b>	<b>93.0</b>	<b>94.5</b>	<b>22.7</b>	<b>0.902</b>	<b>80.5</b>	<b>88.0</b>	<b>90.1</b>	<b>36.4</b>	<b>0.839</b>
Improvements over best baselines	<b>22.4</b>	<b>16.2</b>	<b>13.3</b>	<b>31.3</b>	<b>0.194</b>	<b>28.9</b>	<b>19.7</b>	<b>15.7</b>	<b>48.7</b>	<b>0.245</b>

YAGO [35], and Wikidata [45], denoted as DICEWS, WY50K, respectively. DICEWS has two settings on seed alignment ratios, DICEWS-200 and DICEWS-1K that use 200 and 1,000 seed alignment pairs, respectively. Similarly, WY50K has WY50K-1K, WY50K-5K, that use 1,000, and 5,000 seed alignment pairs, respectively. Table 3 shows the statistics of the two datasets.

**Baselines.** We compare PathFusion with the following baselines, which are categorized into three groups: Traditional methods, multi-modal methods and Time-aware methods.

*Traditional Methods* are those methods that only use the relational modality (some [14, 48] also use the attribute modality). They include:

- MTransE [7]: Embeds different knowledge graphs separately in distinct embedding spaces and provides transitions for entities to map aligned entities.
- IPTransE [54]: Iteratively adds newly aligned entity pairs to a set for soft alignment and employs a parameter sharing strategy for different knowledge graphs.
- GCN-Align [48]: Combines structural and attribute information using graph convolutional networks.
- BootEA [39]: Iteratively labels likely alignments as training data and reduces error accumulation during iterations through an alignment editing method.
- SEA [34]: Utilizes both labeled entities and abundant unlabeled entity information for alignment and incorporates the difference in point degrees with adversarial training.
- IMUSE [14]: Employs a bivariate regression model to learn weights for relation and attribute similarities for combining alignment results.
- HyperKA [37]: Introduces a hyperbolic relational graph neural network to explore low-dimensional hyperbolic embeddings for entity alignment.

*Multi-modal Methods* are those methods that use relational, attribute, and visual modalities. They include:

- PoE [24]: Judges SameAs links between aligned entities by assigning a high probability to true triples and a low probability to false triples. Defines the overall probability distribution as the product of all uni-modal experts.
  - MMEA [4]: Generates entity representations of relational, visual, and numerical knowledge, and then migrates them.
  - MICLEA [21]: Proposes a multi-modal contrastive learning framework to learn the representations of entities from different modalities.
  - MSNEA [5]: Introduces a multi-modal siamese network approach to learn the representations of entities from different modalities.
  - MEAformer [8]: Proposes a multi-modal transformer-based approach to learn the representations of entities from different modalities.
  - ACK-MMEA [19]: Proposes an attribute-consistent knowledge graph entity alignment approach considering multiple modalities.
- Temporal modality Methods* are those methods that specifically consider both relational and temporal modalities. They are
- TEA-GNN [49]: As the first time-aware EA model, it models temporal information as embeddings.
  - TREA [50]: Uses a temporal relation attention mechanism to model temporal information.
  - STEA [2]: Constructs a time similarity matrix by a dictionary counting the relation between timestamps and entities.
  - DualMatch [23]: Proposes to separately align entities using relational and temporal information, and then fuse the results.

**Evaluation Metrics.** We use the widely-adopted Hits@N (H@N, in percentage), Mean Reciprocal Rank (MRR) and Mean Rank (MR) metrics to evaluate the performance of PathFusion and the baselines. Hits@N (in percentage) denotes the proportion of correctly aligned entities in the top-N ranks. MRR is the average of the reciprocal ranks of the correctly aligned entities, where reciprocal rank reports the mean rank of the correct alignment. MR is the average of the ranks of the correctly aligned entities. Higher H@N, MRR, and lower MR indicates higher EA accuracy.

**Table 5: The results on DICEWS and WY50K.**

Method	DICEWS-200			DICEWS-1K		
	H@1 $\uparrow$	H@10 $\uparrow$	MRR $\uparrow$	H@1 $\uparrow$	H@10 $\uparrow$	MRR $\uparrow$
TEA-GNN [49]	87.6	94.1	0.902	88.7	94.7	0.911
TREA [50]	91.0	96.0	0.927	91.4	96.6	0.933
STEA [2]	94.3	96.8	0.954	94.5	96.7	0.954
DualMatch [23]	<b>95.3</b>	<b>97.4</b>	<b>0.961</b>	<b>95.3</b>	<b>97.3</b>	<b>0.961</b>
PathFusion	<b>95.3</b>	97.2	<b>0.961</b>	95.0	97.0	0.958
Method	WY50K-1K			WY50K-5K		
	H@1 $\uparrow$	H@10 $\uparrow$	MRR $\uparrow$	H@1 $\uparrow$	H@10 $\uparrow$	MRR $\uparrow$
TEA-GNN [49]	72.3	87.1	0.775	87.9	96.1	0.909
TREA [50]	84.0	93.7	0.885	94.0	98.9	0.958
STEA [2]	94.3	<b>98.9</b>	0.962	96.1	99.2	0.974
DualMatch [23]	94.7	98.4	0.961	<b>98.1</b>	<b>99.6</b>	<b>0.986</b>
PathFusion	<b>96.4</b>	98.4	<b>0.972</b>	97.7	<b>99.6</b>	0.984

**Implementation Details.** We choose several state-of-the-art models as the backbone models for each modality. We choose DualAMN [29] to learn the knowledge graph relations, SwinTransformer [27] to encode images into vectors, RoBERTa [25] to encode attribute names into vectors. We iteratively refine the relational model for 3 iterations, with the hyper-parameters the same as [29]. We allow one entity to have a maximum of 6 images. We set  $k = 10$  for the Sinkhorn algorithm. We implement all our codes in Python and run all experiments on a server with 8 NVIDIA RTX 3090 GPUs.

## 5.2 Main Results

**Modalities and Evaluation Results.** We evaluate PathFusion on the FB15K-DB15K and FB15K-YG15K datasets, considering relational, visual, and attribute modalities. Results are presented in Table 4 with \* denoting our reproduced baselines, • denoting results from original papers, and other results from [5]. The best results are **bold**, and the best among baselines are underlined. Our observations are as follows:

First, PathFusion outperforms the baselines significantly. On FB15K-DB15K, PathFusion surpasses the best baseline by **22.4%** in Hits@1 and **0.194** in MRR. On FB15K-YG15K, PathFusion outperforms the best baseline by **28.9%** in Hits@1 and **0.245** in MRR, demonstrating its effectiveness for multi-modal EA. Second, interestingly, some recent multi-modal approaches perform worse than the single-modal baseline DualAMN [29]. These approaches fail to effectively fuse information from different modalities. In contrast, PathFusion successfully fuses information and outperforms the baselines by a large margin.

**Temporal and Relational Modalities.** We evaluate PathFusion on the DICEWS and WY50K datasets, focusing on temporal and relational modalities. Results in Table 5 show that PathFusion outperforms two temporal-aware EA models [49, 50] by a significant margin, despite not explicitly modeling the temporal modality. Additionally, PathFusion is comparable to the state-of-the-art temporal-aware EA model DualMatch [23], while being a general framework applicable to different modalities. DualMatch, on the other hand, is specifically designed for temporal-aware EA and cannot be applied to other modalities.

**Table 6: The results of Attribute Modality.**

Method	FB15K-DB15K			FB15K-YG15K		
	H@1 $\uparrow$	H@10 $\uparrow$	MRR $\uparrow$	H@1 $\uparrow$	H@10 $\uparrow$	MRR $\uparrow$
AttrSim	3.7	11.4	0.064	10.7	23.9	0.153
MSP (Attr.)	32.4	51.2	0.384	34.7	57.0	0.416

## 5.3 Ablation Study

We present various variants of PathFusion in Table 4. PathFusion<sub>GCN-Align</sub> refers to PathFusion with GCN-Align [48], a classic EA model, as its relational model. PathFusion<sub>(w/o iteration)</sub> refers to PathFusion without iterative refinement of the relational model. First, each variant exhibits performance degradation, demonstrating the effectiveness of each component of PathFusion. Second, even without iterative refinement, our proposed PathFusion outperforms all previous methods. Third, while PathFusion<sub>GCN-Align</sub> outperforms GCN-Align [48], it is still inferior to some baselines. This highlights the importance of the relational modality in multi-modal EA.

We also offer a comprehensive analysis of the impact of removing individual modalities, including Attribute, Visual, and all side modalities in each iteration, from PathFusion, as depicted in Figure 4. It is clear that removing any of these modalities results in a decline in performance, highlighting the effectiveness of each modality. Additionally, the absence of the iterative refinement process leads to a decrease in accuracy, further demonstrating the effectiveness of IRF.

## 5.4 Study of MSP on Different Modalities

As mentioned in Section 4, MSP is a general framework that can be applied to different modalities to obtain the alignment matrices. To evaluate the effectiveness of MSP on different modalities, we assess the alignment matrices generated by MSP for each modality. First, we apply MSP to each modality to obtain the alignment matrices and then use these matrices to perform zero-shot EA. We evaluate PathFusion for its zero-shot EA ability on different modalities by directly evaluating the alignment matrices obtained by MSP on each modality. In each setting, MSP is only allowed to use the corresponding modality.

**Attribute modality.** We evaluate MSP on its EA ability for the attribute modality (referred to as MSP (Attr.)). We also establish a baseline that encodes both attribute names and values as a whole sentence using language models, and then calculates the similarity of these "sentence" embeddings (denoted as AttrSim). The results are presented in Table 6. It can be observed that MSP outperforms AttrSim by a significant margin. Furthermore, with the context of Table 4, MSP (Attr.) outperforms several multi-modal methods even with only the attribute modality. This demonstrates the effectiveness of MSP on the attribute modality. Lastly, AttrSim performs better on the FB15K-YG15K dataset because YAGO has limited attribute types, making it easier to distinguish the attribute values.

**Visual modality.** In our dataset, it's possible for a single entity to be associated with multiple images. For the FB15K dataset, the images are sourced from the image links provided by MMKB [24]. In the cases of YG15K and DB15K, we gather images from Wikimedia. In our experiments, we've chosen to utilize the first six images for

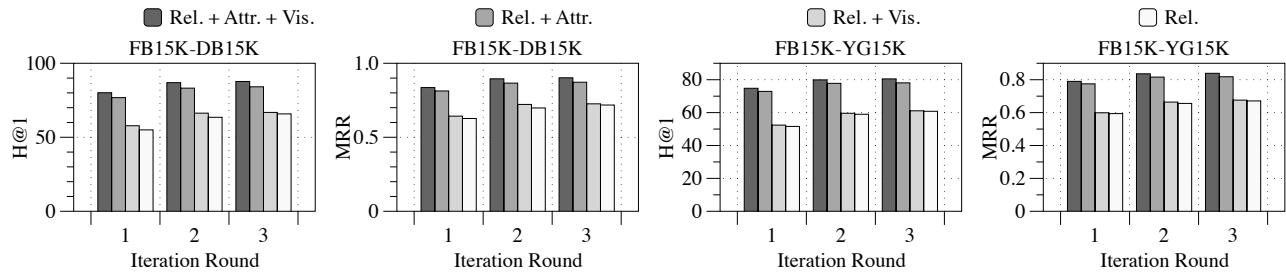


Figure 4: H@1 and MRR vs. Iteration Round

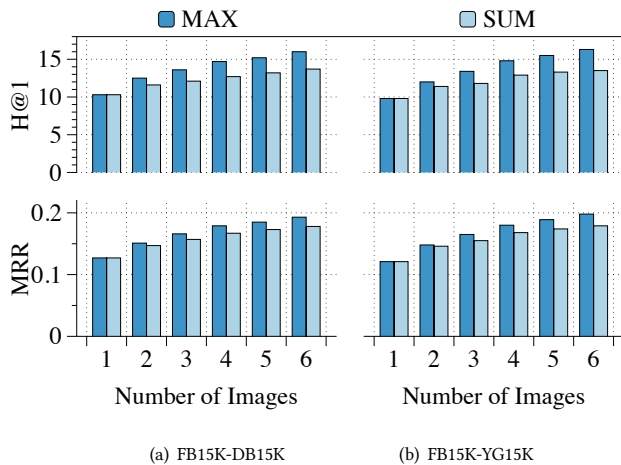


Figure 5: H@1 and MRR vs. Number of Images

each entity. However, if there are more than six images associated with a particular entity, we cap the selection at six.

Here, we vary the number of images from 1 to 6 in MSP and evaluate the performance of PathFusion on the FB15K-DB15K and FB15K-YG15K datasets using only the visual modality. We also compare the results obtained using both the max and sum operators of MSP. The results are presented in Fig. 5. As expected, with more images, the performance of MSP gradually improves. Additionally, using the max operator consistently outperforms the sum operator. This is because the max operator better captures the most important information from the images.

## 6 CONCLUSIONS

This paper presents a novel method called PathFusion for multi-modal EA in KGs, mitigating the challenges of inconsistent and inefficient modality modeling. PathFusion addresses the limitations of incompleteness and overlapping entities in KGs by incorporating additional modalities, enhancing the effectiveness and robustness of PathFusion first proposes MSP, introducing a unified modeling technique that simplifies the alignment process by constructing paths connecting entities and modality nodes to model multiple modalities. This enables direct transformation of information into alignment results. Furthermore, PathFusion introduces IRF, an effective fusion method that iteratively fuses information from different

modalities using the path as an information carrier. The experimental results demonstrate the superiority of PathFusion over state-of-the-art methods in multi-modal EA. Specifically, PathFusion achieves more accurate and comprehensive entity alignment, with 22.4% – 28.9% absolute improvement on Hits@1, and 0.194 – 0.245 absolute improvement on MRR. The use of MSP and IRF contributes to a more holistic representation of entities across different KGs, leading to improved alignment results.

## LIMITATIONS

**Scalability.** PathFusion has a quadratic complexity due to the nature of EA. This is a common problem for EA methods, as we need to compare each entity pair from different KGs. Also, there lack of a large-scale multi-modal EA dataset for evaluation. Some recent works [10, 13, 31] have proposed to use of approximate methods to reduce the number of entity pairs. However, these methods do not apply to PathFusion because they are designed mostly for relational EA, and inevitably hurt the EA accuracy as a tradeoff. Also, there are large-scale GNN training and inference infrastructures that can be applied to EA [43, 46, 47, 51] We leave the scalability issue for future work.

**Modality Selection.** PathFusion requires the modality nodes to be explicitly provided. However, in real-world applications, the modality nodes are not always available. We leave the modality selection problem for future work. Also, PathFusion does not consider textual modality, which is an important modality in KGs. This is due to the potential test data leakage problem. We leave resolving the problem for future work.

**Aligning KGs with different modality distributions.** PathFusion requires the two KGs to align have roughly similar modality distributions. This is because PathFusion uses the modality nodes to guide the alignment process. However, in real-world applications, the two KGs may have different modality distributions. We leave the problem for future work.

## REFERENCES

- [1] Antoine Bordes, Nicolas Usunier, Alberto García-Durán, Jason Weston, and Oksana Yakhnenko. 2013. Translating Embeddings for Modeling Multi-relational Data. In *NeurIPS*. 2787–2795.
- [2] Li Cai, Xin Mao, Meirong Ma, Hao Yuan, Jianchao Zhu, and Man Lan. 2022. A Simple Temporal Information Matching Mechanism for Entity Alignment Between Temporal Knowledge Graphs. *arXiv preprint arXiv:2209.09677* (2022).
- [3] Yong Cao, Xianzhi Li, Huiwen Liu, Wen Dai, Shuai Chen, Bin Wang, Min Chen, and Daniel Hershcovich. 2023. Pay More Attention to Relation Exploration for Knowledge Base Question Answering. *arXiv preprint arXiv:2305.02118* (2023).



- [4] Liyi Chen, Zhi Li, Yijun Wang, Tong Xu, Zhefeng Wang, and Enhong Chen. 2020. MMEA: Entity Alignment for Multi-modal Knowledge Graph. In *KSEM*. 134–147.
- [5] Liyi Chen, Zhi Li, Tong Xu, Han Wu, Zhefeng Wang, Nicholas Jing Yuan, and Enhong Chen. 2022. Multi-modal siamese network for entity alignment. In *KDD*. 118–126.
- [6] Muhao Chen, Weijia Shi, Ben Zhou, and Dan Roth. 2021. Cross-lingual entity alignment with incidental supervision. In *EACL*. 645–658.
- [7] Muhao Chen, Yingtao Tian, Mohan Yang, and Carlo Zaniolo. 2017. Multilingual Knowledge Graph Embeddings for Cross-lingual Knowledge Alignment. In *IJCAI*. 1511–1517.
- [8] Zhuo Chen, Jiaoyan Chen, Wen Zhang, Lingbing Guo, Yin Fang, Yufeng Huang, Yuxia Geng, Jeff Z. Pan, Wenting Song, and Huajun Chen. 2022. MEAFormer: Multi-modal Entity Alignment Transformer for Meta Modality Hybrid. *arXiv Preprint arXiv:2212.14454* (2022).
- [9] Marco Cuturi. 2013. Sinkhorn Distances: Lightspeed Computation of Optimal Transport. In *NeurIPS*. 2292–2300.
- [10] Yunjun Gao, Xiaoze Liu, Junyang Wu, Tianyi Li, Pengfei Wang, and Lu Chen. 2022. ClusterEA: Scalable Entity Alignment with Stochastic Training and Normalized Mini-batch Similarities. In *KDD*. 421–431.
- [11] Alberto García-Durán, Sebastijan Dumancic, and Mathias Niepert. 2018. Learning Sequence Encoders for Temporal Knowledge Graph Completion. In *EMNLP*. 4816–4821.
- [12] Congcong Ge, Xiaoze Liu, Lu Chen, Baihua Zheng, and Yunjun Gao. 2021. Make It Easy: An Effective End-to-End Entity Alignment Framework. In *SIGIR*. 777–786.
- [13] Congcong Ge, Xiaoze Liu, Lu Chen, Baihua Zheng, and Yunjun Gao. 2022. LargeEA: Aligning Entities for Large-scale Knowledge Graphs. *PVLDB* 15, 2 (2022), 237–245.
- [14] Fuzhen He, Zhixu Li, Qiang Yang, An Liu, Guanfang Liu, Pengpeng Zhao, Lei Zhao, Min Zhang, and Zhigang Chen. 2019. Unsupervised Entity Alignment Using Attribute Triples and Relation Triples. In *DASFAA*, Vol. 11446. 367–382.
- [15] Xuming Hu, Fukun Ma, Chenyao Liu, Chenwei Zhang, Lijie Wen, and Philip S Yu. 2021. Semi-supervised Relation Extraction via Incremental Meta Self-Training. In *Findings of EMNLP*. 487–496.
- [16] Chengyue Jiang, Yong Jiang, Weiqi Wu, Pengjun Xie, and Kewei Tu. 2022. Modeling Label Correlations for Ultra-Fine Entity Typing with Neural Pairwise Conditional Random Field. *arXiv preprint arXiv:2212.01581* (2022).
- [17] Thomas N. Kipf and Max Welling. 2017. Semi-Supervised Classification with Graph Convolutional Networks. In *ICLR*.
- [18] Chengjiang Li, Yixin Cao, Lei Hou, Jiaxin Shi, Juanzi Li, and Tat-Seng Chua. 2019. Semi-supervised Entity Alignment via Joint Knowledge Embedding Model and Cross-graph Model. In *EMNLP*. 2723–2732.
- [19] Qian Li, Shu Guo, Yangyifei Luo, Cheng Ji, Lihong Wang, Jiawei Sheng, and Jianxin Li. 2023. Attribute-Consistent Knowledge Graph Representation Learning for Multi-Modal Entity Alignment. In *WWW*. 2499–2508.
- [20] Yangning Li, Jiaoyan Chen, Yinghui Li, Yuejia Xiang, Xi Chen, and Hai-Tao Zheng. 2023. Vision, Deduction and Alignment: An Empirical Study on Multi-Modal Knowledge Graph Alignment. In *ICASSP 2023-2023 IEEE International Conference on Acoustics, Speech and Signal Processing (ICASSP)*. IEEE, 1–5.
- [21] Zhenxi Lin, Ziheng Zhang, Meng Wang, Yinghui Shi, Xian Wu, and Yefeng Zheng. 2022. Multi-modal Contrastive Representation Learning for Entity Alignment. *arXiv preprint arXiv:2209.00891* (2022).
- [22] Fangyu Liu, Muhao Chen, Dan Roth, and Nigel Collier. 2021. Visual Pivoting for (Unsupervised) Entity Alignment. In *AAAI*. 4257–4266.
- [23] Xiaoze Liu, Junyang Wu, Tianyi Li, Lu Chen, and Yunjun Gao. 2023. Unsupervised Entity Alignment for Temporal Knowledge Graphs. In *WWW*. 2528–2538.
- [24] Ye Liu, Hui Li, Alberto García-Durán, Mathias Niepert, Daniel Oñoro-Rubio, and David S. Rosenblum. 2019. MMKG: Multi-modal Knowledge Graphs. In *ISWC*. 459–474.
- [25] Yinhan Liu, Myle Ott, Naman Goyal, Jingfei Du, Mandar Joshi, Danqi Chen, Omer Levy, Mike Lewis, Luke Zettlemoyer, and Veselin Stoyanov. 2019. Roberta: A robustly optimized bert pretraining approach. *arXiv preprint arXiv:1907.11692* (2019).
- [26] Zhiyuan Liu, Yixin Cao, Liangming Pan, Juanzi Li, and Tat-Seng Chua. 2020. Exploring and Evaluating Attributes, Values, and Structures for Entity Alignment. In *EMNLP*. 6355–6364.
- [27] Ze Liu, Yutong Lin, Yue Cao, Han Hu, Yixuan Wei, Zheng Zhang, Stephen Lin, and Baining Guo. 2021. Swin Transformer: Hierarchical Vision Transformer using Shifted Windows. In *ICCV*.
- [28] Xin Mao, Meirong Ma, Hao Yuan, Jianchao Zhu, ZongYu Wang, Rui Xie, Wei Wu, and Man Lan. 2022. An Effective and Efficient Entity Alignment Decoding Algorithm via Third-Order Tensor Isomorphism. In *ACL*. 5888–5898.
- [29] Xin Mao, Wenting Wang, Yuanbin Wu, and Man Lan. 2021. Boosting the Speed of Entity Alignment 10x: Dual Attention Matching Network with Normalized Hard Sample Mining. In *WWW*. 821–832.
- [30] Xin Mao, Wenting Wang, Yuanbin Wu, and Man Lan. 2021. From Alignment to Assignment: Frustratingly Simple Unsupervised Entity Alignment. In *EMNLP*. 2843–2853.
- [31] Xin Mao, Wenting Wang, Yuanbin Wu, and Man Lan. 2022. LightEA: A Scalable, Robust, and Interpretable Entity Alignment Framework via Three-view Label Propagation. In *EMNLP*. 825–838.
- [32] Xin Mao, Wenting Wang, Huimin Xu, Man Lan, and Yuanbin Wu. 2020. MRAEA: An Efficient and Robust Entity Alignment Approach for Cross-lingual Knowledge Graph. In *WSDM*. 420–428.
- [33] Xin Mao, Wenting Wang, Huimin Xu, Yuanbin Wu, and Man Lan. 2020. Relational Reflection Entity Alignment. In *CIKM*. 1095–1104.
- [34] Shichao Pei, Lu Yu, Robert Hoehndorf, and Xiangliang Zhang. 2019. Semi-Supervised Entity Alignment via Knowledge Graph Embedding with Awareness of Degree Difference. In *WWW*. 3130–3136.
- [35] Fabian M. Suchanek, Gjergji Kasneci, and Gerhard Weikum. 2007. Yago: a core of semantic knowledge. In *WWW*. 697–706.
- [36] Zequn Sun, Muhao Chen, and Wei Hu. 2021. Knowing the No-match: Entity Alignment with Dangling Cases. In *ACL*. 3582–3593.
- [37] Zequn Sun, Muhao Chen, Wei Hu, Chengming Wang, Jian Dai, and Wei Zhang. 2020. Knowledge Association with Hyperbolic Knowledge Graph Embeddings. In *EMNLP*. 5704–5716.
- [38] Zequn Sun, Wei Hu, and Chengkai Li. 2017. Cross-Lingual Entity Alignment via Joint Attribute-Preserving Embedding. In *ISWC*. 628–644.
- [39] Zequn Sun, Wei Hu, Qingheng Zhang, and Yuzhong Qu. 2018. Bootstrapping Entity Alignment with Knowledge Graph Embedding. In *IJCAI*. 4396–4402.
- [40] Zequn Sun, JiaCheng Huang, Wei Hu, Muhao Chen, Lingbing Guo, and Yuzhong Qu. 2019. TransEdge: Translating Relation-Contextualized Embeddings for Knowledge Graphs. In *ISWC*. 612–629.
- [41] Zequn Sun, Chengming Wang, Wei Hu, Muhao Chen, Jian Dai, Wei Zhang, and Yuzhong Qu. 2020. Knowledge Graph Alignment Network with Gated Multi-Hop Neighborhood Aggregation. In *AAAI*. 222–229.
- [42] Zequn Sun, Qingheng Zhang, Wei Hu, Chengming Wang, Muhao Chen, Farahnaz Akrami, and Chengkai Li. 2020. A Benchmarking Study of Embedding-based Entity Alignment for Knowledge Graphs. *PVLDB* 13, 11 (2020), 2326–2340.
- [43] Zeyuan Tan, Xiulong Yuan, Congjie He, Man-Kit Sit, Guo Li, Xiaoze Liu, Baole Ai, Kai Zeng, Peter Pietzuch, and Luo Mai. 2023. Quiver: Supporting GPUs for Low-Latency, High-Throughput GNN Serving with Workload Awareness. *arXiv preprint arXiv:2305.10863* (2023).
- [44] Bayu Distiawan Trisedya, Jianzhong Qi, and Rui Zhang. 2019. Entity Alignment between Knowledge Graphs Using Attribute Embeddings. In *AAAI*. 297–304.
- [45] Denny Vrandečić and Markus Krötzsch. 2014. Wikidata: a free collaborative knowledgebase. *Commun. ACM* 57, 10 (2014), 78–85.
- [46] Qiange Wang, Xin Ai, Yanfeng Zhang, Jing Chen, and Ge Yu. 2023. HyTGraph: GPU-Accelerated Graph Processing with Hybrid Transfer Management. In *2023 IEEE 39th International Conference on Data Engineering (ICDE)*. IEEE, 558–571.
- [47] Qiange Wang, Yanfeng Zhang, Hao Wang, Chaoyi Chen, Xiaodong Zhang, and Ge Yu. 2022. Neutronstar: distributed GNN training with hybrid dependency management. In *Proceedings of the 2022 International Conference on Management of Data*. 1301–1315.
- [48] Zhichun Wang, Qingsong Lv, Xiaohan Lan, and Yu Zhang. 2018. Cross-lingual Knowledge Graph Alignment via Graph Convolutional Networks. In *EMNLP*. 349–357.
- [49] Chengjin Xu, Fenglong Su, and Jens Lehmann. 2021. Time-aware Graph Neural Network for Entity Alignment between Temporal Knowledge Graphs. In *EMNLP*. 8999–9010.
- [50] Chengjin Xu, Fenglong Su, Bo Xiong, and Jens Lehmann. 2022. Time-aware Entity Alignment using Temporal Relational Attention. In *WWW*. 788–797.
- [51] Peiqi Yin, Xiao Yan, Jinjing Zhou, Qiang Fu, Zhenkun Cai, James Cheng, Bo Tang, and Minjie Wang. 2022. DGI: Easy and Efficient Inference for GNNs. *arXiv preprint arXiv:2211.15082* (2022).
- [52] Weixin Zeng, Xiang Zhao, Jiuyang Tang, and Xuemin Lin. 2020. Collective Entity Alignment via Adaptive Features. In *ICDE*. 1870–1873.
- [53] Xin Zhang, Guangwei Xu, Yueheng Sun, Meishan Zhang, and Pengjun Xie. 2021. Crowdsourcing Learning as Domain Adaptation: A Case Study on Named Entity Recognition. In *ACL*. 5558–5570.
- [54] Hao Zhu, Ruobing Xie, Zhiyuan Liu, and Maosong Sun. 2017. Iterative Entity Alignment via Joint Knowledge Embeddings. In *IJCAI*. 4258–4264.