

On the Amplification of Cache Occupancy Attacks in Randomized Cache Architectures

Anirban Chakraborty[†], Nimish Mishra[†], Sayandeep Saha[‡], Sarani Bhattacharya[†] and Debdeep Mukhopadhyay[†]

Indian Institute of Technology Kharagpur[†], Université catholique de Louvain[‡]

ch.anirban00727@gmail.com, neelam.nimish@gmail.com, sayandeep.iitkgp@gmail.com,

bhattacharya.sarani.iitkgp@gmail.com, debdeep.mukhopadhyay@gmail.com

Abstract—Cache memory improves the performance of the system by buffering data close to the processor, reducing the overall access time. The difference in access time leads to a timing channel that can be leveraged by attackers to reveal sensitive information about another process. Previous works have exploited this timing channel by enforcing contention inside specific locations in the cache with victim process to launch eviction-based cache attacks. Consequently, a number of countermeasures have been proposed to thwart such attacks, with a major impetus on the use of *Randomized and Partitioned Cache*. Interestingly, majority of these works try to protect the last level cache (LLC) from a specific type of attack: contention-based cache attack. In this work, we explore the possibility of other cache attack variants and the implications of secured cache design rationales on such attacks. In particular, we show that one of the well-known cache randomization schemes MIRAGE, touted to be resilient against eviction-based attacks, amplifies the chances of cache occupancy attack, making it more vulnerable compared to contemporary designs. We leverage MIRAGE’s global eviction property to demonstrate covert channel with byte-level granularity, with far less cache occupancy requirement (just 10% of LLC) than other schemes. For instance, ScatterCache (a randomisation scheme with lesser security guarantees than MIRAGE) and generic set-associative caches require 40% and 30% cache occupancy, respectively, to exhibit covert communication. Furthermore, we extend our attack vectors to include side-channel, template based fingerprinting of workloads in a cross-core setting. We demonstrate the potency of such fingerprinting on both inhouse LLC simulator as well as on SPEC2017 workloads on gem5. Finally, we pinpoint implementation inconsistencies in MIRAGE’s publicly available gem5 artifact which motivates a re-evaluation of the performance statistics of MIRAGE with respect to ScatterCache and baseline set-associative cache. We find MIRAGE, in reality, performs worse than what is previously reported in literature, a concern that should be addressed in successor generations of secured caches.

I. INTRODUCTION

Caches hide the overall memory access latency by keeping data and instructions close to the processor. It leverages the principle of locality of reference by buffering recently used data such that for future references, that data can be directly served to the processor, saving multiple clock cycles. Modern processors employ cache memories in slices, sets and ways and are typically based on set-associative design. Depending on the cache hierarchy, either the virtual or the physical address is used to map the incoming memory block into one of the ways of a particular set in the cache. In commercial processors from Intel and AMD, the address to set mapping in the last level cache (LLC) is typically done using *complex addressing* [23] on the virtual address. Due to the limited size of the cache,

multiple memory blocks can be allocated to the same set, thereby creating *conflicts*. These conflicting addresses that are mapped to the same cache set are called *congruent* to each other. A number of works in literature exploit this phenomenon to devise a class of cache attacks, called *contention-based* attacks [11], [12], [15], [16], [17], [21], [25], [27], [28], [35], [51], [52]. In such attacks, the attacker tries to fill up particular sets in the cache and then monitors those sets to ascertain whether targeted victim address is allocated to the same set. While other forms of cache attacks exist in literature, the attention garnered by contention-based attacks is overwhelming.

The Prime+Probe [1], [2], [17], [21], [28] is the most notable among contention based cache attacks. Here the attacker tries to create a set of congruent addresses, called *eviction set*, that will potentially contend with the victim’s address for a particular cache set. The success of the attack depends greatly on the efficiency of eviction set generation by the attacker for an unknown target address. In the last few years, multiple works [6], [21], [33], [47] have proposed efficient creation of eviction sets to increase the success rate of contention-based attacks. Consequently, protecting the cache, especially the LLC, as it is shared among all the cores, against such contention-based attacks has been one of the widely researched directions. A majority of cache protection schemes attempt to scramble the address-to-cache-set mapping by using randomization techniques. Although different designs employ randomization in different ways, the broad idea is to use cryptographic primitives like block ciphers, hash functions, etc., to randomize the mappings in hardware with secret keys. Contemporary randomized cache schemes can be broadly classified into two categories [7], [29], [37] - *randomized and partitioned* (e.g. ScatterCache) and *pseudo fully associative* (e.g. MIRAGE).

The two widely-acknowledged categories of randomized caches have been subjected to quite a few security evaluations [7], [29], [37], [42] but only from the perspective of a particular attack, the contention-based attack. In other words, the security guarantees of these ingenious cache designs have been envisaged based on the relative degree of resilience they present against formation of eviction set. For example, while [31] reports successful creation of eviction set in ScatterCache in 2^{10} accesses, authors in [37] claim no eviction in MIRAGE even with 2^{112} accesses, for their respective recommended

configurations¹. These results apparently suggest that MIRAGE is a better design than ScatterCache in the context of contention-based cache attacks. However, there has been no work in literature, to the best of our knowledge, that evaluates these schemes with respect to other important and equally potent cache attack variants. In this work, we take an orthogonal approach to explore the security and performance properties of the two cache randomisation classes, taking MIRAGE and ScatterCache as prime examples of each class. In particular, we check the resilience of MIRAGE and ScatterCache against *cache occupancy attack* [41] and discover that MIRAGE is more vulnerable to such attack as it gives way by just occupying 10% of the cache. This observation provides an important insight into the design rationale undertaken for randomized caches as even the traditional set-associative cache fares better than MIRAGE against cache occupancy attacks.

A. Motivation

While the number of proposed cache randomisation schemes and papers that claim to break such schemes try to outnumber each other, an important observation at this juncture is that all these schemes focus on thwarting only contention-based attacks. The main rationale behind majority of these schemes is that if address-to-set mapping can be made unpredictable and unobservable, the probability of creating an effective eviction set becomes negligible. In pursuit of this, modern state-of-the-art cache protection schemes have incorporated complex structures (like multi-round block ciphers, decouple tag and data stores, localized randomization, etc.) both in software and hardware that begets the following questions:

- *In an attempt to provide protection against certain types of attacks, do state-of-the-art cache protection schemes make themselves more vulnerable to other types of attacks? What is the impact of these randomisation schemes on other cache attack variants?*
- *By introducing overly complicated structures for seemingly simple cache memory, how does it impact the performance of the cache?*

In this paper, we strive to answer these questions in the context of MIRAGE and ScatterCache with respect to their relative resilience against cache occupancy attacks (a type of cache attack that does not rely on creating eviction sets). We note that cache occupancy based attacks do not fall under the perceived threat model of randomized caches like MIRAGE but this work shows that the design principles undertaken in MIRAGE fundamentally make it more vulnerable to these attacks when compared to other randomized schemes like ScatterCache and even the plain-and-simple traditional set-associative caches². The results present an intriguing revelation, such as, in the quest to provide protection against one particular type of attack, certain cache randomisation schemes make the caches more vulnerable to other forms of attacks. Furthermore, this observation throws into light an orthogonal yet important finding related to the performance evaluations of MIRAGE and

ScatterCache vis-à-vis traditional baseline caches. Owing to the implementational inconsistencies between the artifact-evaluated gem5 implementation of MIRAGE and the original design proposed in the paper [37], we show that MIRAGE performs considerably worse than both ScatterCache and baseline cache, as opposed to the original claims in the paper [37]. As a security and architecture research community, the ultimate objective for the researchers is to provide a safer and protected environment for commercial systems. Attackers do not play by the rules, neither operate under any “assumed threat model”. Therefore, it is imperative for security researchers to propose and implement practically usable designs that can provide holistic security guarantees against a range of practical attacks and certainly not make it worse against some known attacks while trying to protect from another.

B. Contribution

In this work, we explore the applicability and amplification of cache occupancy attacks in recent state-of-the-art cache randomisation schemes in comparison to traditional caches. To summarise, we make the following contributions:

- We show cache occupancy attack on MIRAGE cache design on an LLC simulator using 10% cache occupancy. We summarize such *amplification* by noting how global evictions in MIRAGE enable cache occupancy attacks with significantly less cache occupancy than contemporary works, which also leads to failures of modern defences against our attacks.
- We further compare the cache occupancy channel of MIRAGE with respect to another randomized scheme ScatterCache as well as baseline set-associative cache and show that MIRAGE is more vulnerable to these attacks due to the presence of global eviction policy for every insertion in invalid tags.
- We show bit-level and byte-level covert channels and template based fingerprinting on MIRAGE (on LLC simulator and publicly available gem5 implementation). We show adversarial fingerprinting of different workloads of SPEC2017 benchmark by creating templates of overall cache misses.
- Finally, we unearth implementation inconsistencies in the publicly available gem5 implementation of MIRAGE that allow us to reason about performance statistics of MIRAGE [37]. Consequently, we re-evaluate MIRAGE’s performance with a self-introduced *cache messaging/warmup* phase to circumvent these implementation inconsistencies and observe that MIRAGE performs worse than previously reported in literature when compared to baseline and ScatterCache.

C. Organisation

The rest of the paper is organised as follows. In Sec. II, we provide background on secured caches and contention-based attacks. In Sec. III, we demonstrate cache occupancy attack on randomized caches and establish covert channels in Sec. IV. We further extend the attack to process fingerprinting in Sec. V and throw light on the performance of MIRAGE with respect to other cache architectures in Sec. VI. Finally, we provide a discussion in Sec. VII and conclude in Sec. VIII.

¹ Authors of MIRAGE [37] claim no eviction in $10^{34} \approx 2^{112}$ accesses.

² Moving forward, we refer to set-associative cache as baseline cache.

II. BACKGROUND

In this section, we provide a brief background on traditional and secured caches, and state-of-the-art attacks on caches.

A. Traditional Cache Designs

The classical cache found in most modern commercial processors is a close approximation of traditional set-associative caches where the entire cache is divided into multiple *sets*, each containing a fixed number of blocks, called *ways*. In this cache type, the address-to-set mapping is done through a deterministic function that directly depends on a certain part of the address. In modern processors, cache memories are employed in a hierarchy, where the lower-level caches are private to each core, and the larger last-level cache (LLC) is shared among all the cores. Moreover, most commercial processors follow inclusive property for LLCs such that all the cachelines present in the LLC are also present in the lower levels. LLCs in modern CPUs are typically set-associative caches split into multiple *slices*, which act as independent caches. This is analogous to *partitioned caches*, where any address can be mapped one of the partitions. The idea is similar to *skewed caches* where the cache is logically broken into multiple *partitions*, and each partition is mapped separately. In partitioned caches, the address-to-set mapping is governed by either different indexing functions or same function with different keys such that a given address maps to different sets in different partitions. Due to the deterministic nature of the address-to-set mapping, these caches are vulnerable to contention-based attacks.

B. Secured Cache Designs

The majority of the cache attacks in recent times focus on either performing contention by setting the cache to a known state (Prime+Probe [28]) or exploiting the hit-miss signal for shared addresses (Flush+Reload [14]). Quite naturally, most of the countermeasures that propose to protect caches against side-channel attacks essentially try to reduce the signal acquired by enforcing contentions. Secured caches can be broadly classified into the following three types:

1) *Randomized Caches*: One of the earlier and popular attempts to thwart cache attacks is the use of randomization-based approach. Given an address, the allocated set is determined by *randomizing* the input address by either using lookup tables or pseudo-random mapping functions like block ciphers, hash functions, etc. This makes contention statistically difficult as the address-to-set mappings become unpredictable and unobservable to the adversary. Earlier works like RPCache [48], NewCache [49] and RandomFill Cache [19] used permutation tables to perform address to set mapping making them unsuitable for large LLCs. More recent designs like Time-Secured Cache [45], CEASER [32], etc. alleviate the scalability issues by computing the mapping in hardware using cryptographic functions. Although such computations add to the overall access latency, they are suitable for LLCs due to their large latency budget³. However, it must be noted that although these designs are referred to as “randomized”, they fundamentally employ a pseudo-random mapping with a deterministic outcome [7],

³LLCs are significantly slower when compared to L1 caches.

[29]. Keeping other conditions unchanged (like keeping the key same for cipher-based schemes), a particular address always produces the same output.

2) *Randomization and Partitioning*: As plain randomization did not seem to provide sufficient protection from the creation of eviction set, researchers proposed to combine the concept of both randomization and partitioning to achieve higher degrees of non-determinism. In this type, the cache is divided into fixed number of partitions and uses a randomized mapping function to derive a different cache-set in each partition, while the partition can be selected at random. The generic architecture for this type can be realized in two different ways - (i) Each partition is mapped into by using a separate key and security domain identifier. (ii) All partitions are mapped into by using the same key and security domain identifier but the position of the index bits are dependent on the partition number. ScatterCache [50] encrypts the incoming address and uses different range of index bits to map into individual sets in different partitions. Whereas CEASER-S [33] and PhantomCache [44] randomly select from encrypted indices to map into different partitions. Therefore, ScatterCache effectively selects the partition randomly and accesses the cache-set inside that partition; while CEASER-S and PhantomCache can parallelly access respective cache-sets in all partitions.

3) *Pseudo Fully Associative Caches*: The different types of cache designs mentioned thus far are all based on the set-associative cache indexing structure, which means that these designs map a specific address only to a small set of cache lines. Even with partitioning, the number of locations an address can be mapped to is still statistically small. To create an “ideally secure cache”, a naïve solution would be to use a fully associative design where any address can be mapped to any cache line, but this is not practical for LLC due to the exhaustive searching required for each address entry. A recent proposal in [37] is the MIRAGE design, which is a *pseudo-fully associative randomized design* that aims to prevent eviction sets. MIRAGE separates the tag store and data store and uses set-associative lookup in the tag store while maintaining full associativity in the data store. To prevent set conflicts, MIRAGE enforces *global replacement* on a cache miss and provisions extra invalid tags in each set in the tag store to enable global evictions. MIRAGE also uses skewed caches with load-balancing and randomization of the input address for added security.

C. Attacks on Secured Caches

The classical method of generating eviction set occupies a large portion of the cache as a starting point and reduces the eviction set by eliminating addresses one at a time. This method requires $O(n^2)$ accesses [21]. As the cache size increases, the creation of eviction set using these methods becomes cumbersome and could be thwarted by randomising the address to set mapping. However, improvised algorithms that use group elimination of cachelines from the initial eviction set can perform the creation of eviction set in $O(n)$ accesses. These attacks [33], [47] trivially break the early randomisation approaches like [32]. Randomisation-with-Partition caches

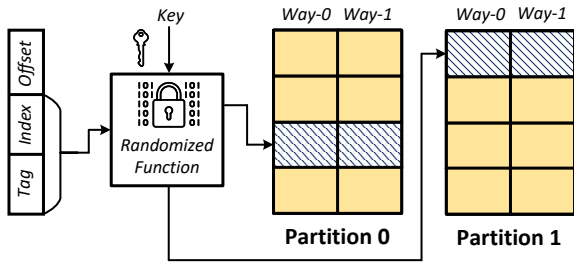


Fig. 1: ScatterCache - randomized and partitioned.

resist these attacks as the degree of non-determinism increases with partitioning. In this case, the address to set mapping depends on both the randomisation scheme and the skew to be selected, therefore providing further resilience. However, recent attacks like [7], [29], [42] show faster eviction set generation techniques by observing the cachelines evicted by the victim and probabilistically eliminating non-conflicting cachelines. *Rekeying* is a technique that could alleviate the problem but it imposes a significant performance overhead, and the optimal key refreshment interval is difficult to determine. In addition, some randomization designs suffer from cryptanalytic flaws due to improper implementation and design [4], [29].

III. CACHE OCCUPANCY ATTACKS

An important criterion for contention-based attacks like Prime+Probe, Evict+Time and similar variants, is that the attacker must fill all the ways in the target cache set in order to leak information about the victim. However, a separate class of cache attacks exists in literature that does not depend on the granularity of extracted cache set information. These attacks, broadly called *cache occupancy attacks*, focus on the cache footprint of the victim in terms of cache occupancy, rather than relying on activity within specific cache sets. Such attacks are powerful as they have been used in literature to perform website fingerprinting [40], [41] through javascript-supported browsers as well as covert channels for Spectre [46]. For victim processes that leave memory footprint in terms of cache occupancy depending on some secret bit, an attacker can recover such information simply by filling up the cache and observing the cache occupancy. Earlier attacks like [9] implemented covert channel using L1 cache occupancy whereas [35] showed how occupancy could even detect keystroke timing and network load in co-located virtual machines on cloud servers. However, one of the major requirement, which in fact, is a drawback of such an attack, is that the attacker process needs to fill up a significant portion of the cache in order to enforce cache occupancy channel. Previous works [18], [23], [24] that demonstrated covert channels and side channels using cache occupancy techniques have noisy data transfer and can be easily detected by the operating system or watchdog applications when a particular program routinely occupies a large portion of the cache.

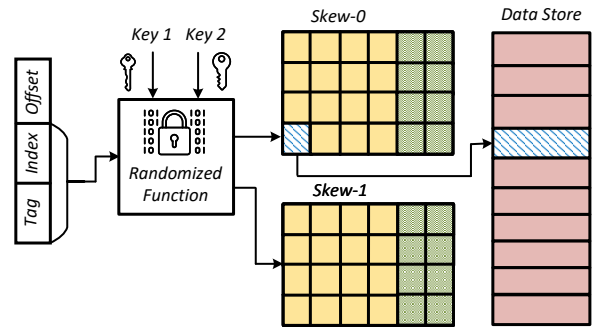


Fig. 2: MIRAGE - pseudo fully associative cache.

A. Evaluating Contemporary Randomized Cache Schemes from the lens of Cache Occupancy Attacks

While cache occupancy attacks have been shown to be a simple yet effective attack methodology in modern commercial processors, not much focus has been given to its applicability in the wide gamut of randomized cache designs available in the literature. Furthermore, cache occupancy attacks are conveniently considered outside the threat model of state-of-the-art randomized cache designs [36]. Therefore, almost all the cache designs are vulnerable to such attacks. However, given the prevalence of cache occupancy attacks and the implications of these attacks on overall system security, a thorough security evaluation is essential for contemporary cache design proposals. In this work, we look into the cache occupancy channel from an orthogonal perspective. As already discussed in Sec. II-B, most cache randomisation schemes strive to protect the cache against contention based attacks only as they are considered more potent and are constantly being improved [6], [7], [29], [30]. However, in the endeavour to stop contention-based attacks, it is important to evaluate *whether current state-of-the-art cache designs open up newer attack surfaces or amplify older attacks multi-fold*. In the succeeding sections, we provide a comprehensive evaluation of different families of secured caches vis-à-vis baseline cache with respect to cache occupancy attacks. For this purpose, we choose MIRAGE and ScatterCache as two state-of-the-art representatives from two secured cache design families - randomized-and-partitioned and pseudo fully associative caches. Recent works [7], [37] have shown that MIRAGE is more resilient than other contemporary designs like ScatterCache and creating a practical eviction set is considerably difficult. However, we, for the first time, show that such comparisons are incomplete as they consider only one facet of the security evaluation. In fact, *MIRAGE, due to its policy of compulsory eviction from the data store for every new address installation, is more vulnerable to cache occupancy attacks than other designs like ScatterCache (c.f. Fig. 1) and even the traditional set-associative cache*.

B. Global Eviction amplifies Cache Occupancy in MIRAGE

MIRAGE [37] is a recent randomized cache scheme that is touted to effectively stop contention-based attacks by approximating a fully associative cache. The objective of MIRAGE is to eliminate set-conflicts by only allowing global

evictions, thereby ensuring no information is leaked to create an efficient eviction set. From the architectural point-of-view, MIRAGE decouples the cache into *set-associative tag-store* and *fully associative data store* and provides extra invalid tags in the tag store. Thus, for a new incoming address, an invalid tag from the tag-store can be used to map that address. Simultaneously, an entry from the data store is chosen randomly, thereby providing global eviction. Further, MIRAGE also uses the concept of skewed caches and load balancing between the two skews, along with randomization of addresses using block ciphers. A schematic overview of MIRAGE is shown in Fig. 2.

However, the data store of MIRAGE does not exactly emulate the behaviour of fully associative cache. In a fully associative cache, any incoming address can be placed into any slot, *provided that the slot contains an invalid entry or it is free*. In other words, for a fully associative cache, the CPU searches through the entire cache for slots containing invalid (or free) entries for installing the new incoming address. In case when no such invalid entry is found, one of the valid entries is evicted based on the replacement policy in place. However, as noted in many papers [10], [37], [50], fully associative caches are impractical for LLCs as they bear significant performance overhead due to exhaustive search requirement. In order to alleviate this problem, MIRAGE uses a random eviction policy for all entries in the data cache, which is termed as *global eviction*. Therefore, any data entry from the data cache, irrespective of whether it is a valid or invalid entry, can get evicted. This is in contrast to fully associative caches, where valid entries can be evicted only when all invalid and free blocks have been exhausted. As per the authors of MIRAGE [37], such global eviction policy has been chosen such that it leaks no information. In short, for any incoming address, a random entry from the data store is evicted and its corresponding entry from the tag store is invalidated. One must note that the global eviction in MIRAGE occurs with a very high probability as the chances of getting set associative eviction is negligible [37]. In practice, a random replacement from data store happens for every new address installation, irrespective of whether the data store contains any invalid entry. The random replacement of data entry is true for both global eviction (GLE) as well as set associative eviction (SAE). This is in stark contrast to other randomized designs as well as traditional caches where eviction happens only when certain conditions are met. In the next section, we show how such seemingly benign event can leak information regarding victim processes and in consequence amplifies the possibility and effect of cache occupancy attacks.

IV. SYSTEMATIC EVALUATION OF RANDOMIZED CACHE DESIGNS AGAINST CACHE OCCUPANCY ATTACKS

Due to the provisioning of global eviction in MIRAGE, any incoming address is accompanied by a random eviction from the fully associative data store, which is again followed by a reverse-pointer-based invalidation of the corresponding entry in the tag store. Therefore, for any new address insertion into the cache, one of the entries from the data store is evicted. As the overall portion of the cache held by a process grows, the chances

that valid addresses from other processes already installed in the cache will get evicted also increases. This particular feature is unique to MIRAGE owing to its implementation of random global eviction for every new insertion. For other caches, including traditional and randomized designs (e.g. ScatterCache) that are designed based on the set-associative cache primitive, eviction occurs only when all the available ways in a particular set get occupied with valid entries. In this section, we show how the inherent design on MIRAGE makes it more vulnerable to cache occupancy attacks by showing possibilities of constructing covert channels by occupying minimal cache space.

A. Threat Model and Assumptions

We consider two non-privileged processes installing addresses in the cachelines by accessing different memory locations belonging to their own address space. We also assume that the caches are inclusive (as commonly found in most commercial processors); therefore, any address evicted from the last level cache (LLC) will also be evicted from all the lower-level caches. Furthermore, the LLC is shared between the two processes, and there is no process-wise logical separation of the LLC. These assumptions are in accordance with prior attacks [6], [7], [29], [42] in literature that proposes state-of-the-art eviction set generation techniques. As for the cache architecture, we assume the cryptographic function used to randomize the address to set mapping is secure and provides a pseudo-random output distribution. We use a Python-based functional LLC simulator for our experiments. We configure MIRAGE with 16MB size (having 131k blocks) and 8+6 ways in each tag set with 2 skews. Each incoming address is randomized using PRESENT [5] block cipher with two fixed and distinct keys. Likewise, for ScatterCache we use 16MB cache with 2 partitions and 4 ways in each partition⁴. Also, we assume random replacement policy for all the cache designs. The adversary only uses `rdtsc`-based timing measurements on its own memory accesses to determine cache hits and misses.

B. Setting up the Covert Channel

Cache memory has been used as a high-bandwidth covert channel in literature [9], [24], [25], [35] where two processes - a sender and a receiver - delve into illicit communication by occupying the cache. However, the covert channel setup requires the sender and the receiver to occupy a major portion of the cache to meaningfully transmit information. Such channels can be easily detected by the OS and any watchdog applications due to one process acquiring large memory, thereby losing the stealthy nature of covert channels. In this section, we demonstrate a cache covert channel using cache occupancy attack on MIRAGE by occupying less than 10% of the entire cache memory. Further, we show that for baseline caches and ScatterCache, an adversary requires much higher (30% and 40% resp.) cache occupancy to establish a channel. The amplification of the cache occupancy channel can be attributed

⁴To make the comparison fair, we configure ScatterCache and MIRAGE with 2 partitions/skews and total 8 (4 in each partition for ScatterCache) ways available for each incoming address.

to the design choice of MIRAGE (cf. Sec. III-B). Moreover, as every incoming address is mapped randomly (due to randomization by a block cipher), the memory footprint of both parties essentially creates a random access pattern in the cache, thereby raising no suspicion of a covert operation. In short, MIRAGE performs worse than the non-secure traditional baseline caches as well as randomized-partitioned caches when pitted against cache occupancy attack. We discuss the working principles of the attack below. The numbers denote the order in which they operate to transmit one bit. For transmitting an entire bit-string, the same set of operations can be repeated n times, n being the length of the bit-string.

1 Receiver: The receiver allocates sufficient memory space and randomly accesses ℓ number of addresses. In order to ensure that each address occupies an entire cacheline, the addresses are accessed in a sequential manner with an interval of 1,000 (without loss of generality) between each address. For example, if the first address accessed is p , then the next address to be accessed will be $1000 + p$. This ensures that none of the addresses experiences a cache hit. It is important to note that for MIRAGE, due to the presence of global eviction for each incoming address (irrespective of the occupancy level of the cache), multiple addresses from the set of ℓ addresses will be randomly evicted. For other cache schemes, such evictions will occur only if sufficient proportion of the cache is occupied.

2 Sender: The sender is assumed to be executing on a separate physical core, completely agnostic of the addresses accessed by the receiver. Moreover, the randomization functions of MIRAGE and ScatterCache anyway scrambles any dependency between two addresses. For baseline cache, we assume the two processes do not follow any specific access pattern. Similar to the receiver, the sender allocates a memory space and, depending on the value of the bit (0 or 1) it wants to transmit, either makes x or y memory accesses. Additionally, the addresses accessed are at an interval of 1,000 (wlog.) to ensure no two accesses are mapped to the same cacheline.

3 Receiver: Once the sender has completed its operation, the receiver now re-accesses all the ℓ addresses it has previously installed in the cache. It is worth mentioning that the receiver, at this point, does not have any knowledge about the number of its own addresses being evicted from the cache, neither it has knowledge about the number of addresses from the sender installed presently in the cache. The receiver re-accesses the addresses and measures the access times for each of them individually. The ones that are still in the cache will experience a cache hit, whereas the ones evicted due to contention with the sender addresses will experience a cache miss.

1) Covert channel in action: In our experiment, we consider $\ell = 10,000$ and x and y to be 1,000 and 2,000 respectively. Therefore, the receiver first makes $\ell = 10,000$ memory accesses installing them in the cache and then waits for the sender to make its own accesses.

Sending a '0': To send bit '0', the sender makes $x = 1000$ memory accesses which are randomly placed into the cache. For MIRAGE we observed that around 90 addresses of the

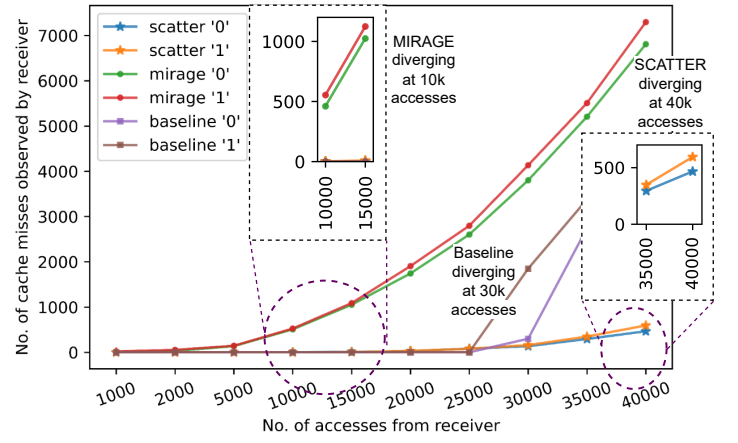


Fig. 3: Comparative analysis of cache occupancy channel in MIRAGE, ScatterCache and baseline cache.

receiver that were already installed get evicted due to its global eviction policy. The receiver when re-accessing its own addresses observes cache misses (higher latency) for around 490 of them. Interestingly, we did not observe any cache misses from the receiver side for both ScatterCache and baseline cache.

Sending a '1': Similarly, to send bit '1', the sender makes $y = 2000$ memory accesses which are placed in the cache. For MIRAGE, we observed that 120 addresses of the receiver are evicted due to this operation. The receiver now re-accesses all its 10,000 addresses and observed cache misses for around 540 of them. However, for both ScatterCache and baseline cache, we did not observe any misses from the receiver side.

Thus an error-free covert channel can be successfully created for MIRAGE with just occupying 10% (10k accesses from the receiver and 3k⁵ from sender) of the cache. It must be noted that the occupancy level can be further reduced, albeit with some drop in accuracy (discussed further in next subsection).

2) Cache occupancy on other cache variants: While all caches designs are vulnerable to cache occupancy attacks, we found out that randomized caches (e.g. ScatterCache) and baseline set-associative caches are relatively resilient. For baseline cache, the receiver requires atleast $\ell = 30,000$ accesses, whereas for ScatterCache it requires around $\ell = 40,000$ accesses to observe a visible difference in the number of cache misses between $x = 1,000$ and $y = 2,000$ accesses from sender. Fig. 3 shows a comparative analysis of the three cache designs with respect to cache occupancy attack on a 16MB cache. One can observe that the number of misses corresponding to two access patterns (signifying '0' and '1') for MIRAGE start diverging at 10k accesses while for both baseline and ScatterCache it's much higher. It is worth mentioning that we were not able to observe any misses for both baseline and ScatterCache till 25k accesses.

3) Achieving synchronicity: For synchronisation between the processes, a simple sleep or busy wait without any memory accesses shall be sufficient. The sender sleeps for the time duration it takes the receiver to access 10,000 addresses. Similarly, the receiver sleeps for the time duration it takes

⁵Considering $x = 1000$ and $y = 2000$, totalling 3000 accesses from sender.

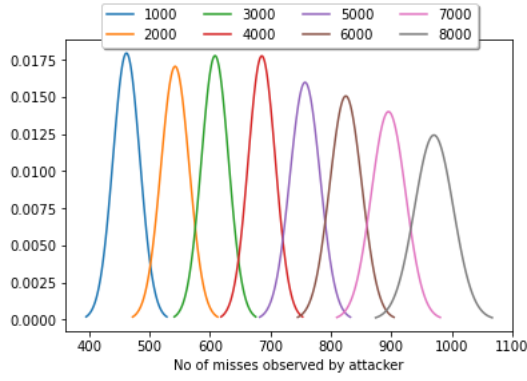


Fig. 4: Templates of victim accesses with total number of accesses ranging from 1000 to 8000 and interval of 1000.

the sender to access the maximum of two accesses, i.e. 2,000 in our case. The sleep operation can also be replaced by any deterministic non-memory based operation or simple `nops`⁶.

C. Transmitting Byte-sized data in MIRAGE

One might observe that in the covert channel setting described in the preceding subsection, the sender arbitrarily chooses 1,000 and 2,000 accesses to represent bits ‘0’ and ‘1’. For MIRAGE, the receiver is able to ascertain the choice of the sender by observing the total number of cache misses - 490 for 1,000 accesses and 540 for 2,000 accesses. We now extend the bit-wise covert channel into byte-wise by performing different numbers of memory accesses by the sender. The receiver first prepares a pre-attack step where it simulates different number of accesses to form templates for cache misses. Keeping in line with the covert channel experimental setup, the receiver allocates a memory space and accesses $\ell = 10,000$ addresses to install them in the cache in distinct cache lines. The sender keeps an array of 8 elements $\{1000, 2000, 3000, 4000, 5000, 6000, 7000, 8000\}$, each representing a byte value as their index position in the array and the number of accesses the sender needs to make to transmit that value. For example, to transmit integer value 2, the sender makes 3000 accesses, whereas to transmit 7, it makes 8000 accesses. The rest of the process follows similar to the bit-wise communication channel. Fig. 4 shows the number of cache misses observed (x -axis) in MIRAGE by the receiver for different number of accesses made by the sender. While $\ell = 10,000$ ensures an error-free communication channel, the channel can also perform with lesser number of receiver accesses. Fig. 5 depicts the trend of cache misses observed by the receiver with varying number of receiver accesses. It is easy to note that as the number of accesses from the receiver increase, the reliability of the channel increases accordingly. Further, to simulate noise from other processes in real-world setting, we added random number of spurious loads. Fig. 6 shows the trend of cache misses observed by the receiver. The blue lineplot shows the number of spurious accesses which we term as noise. Note that we vary the noise level in accordance

⁶We calculate the bandwidth by measuring the time required to send one bit across the channel, on a system with 3.60 GHz base frequency clock. In such a system, the calculated bandwidth for MIRAGE is around 500 bps.

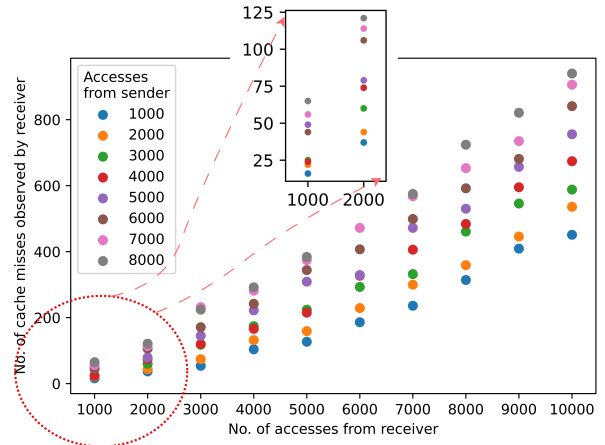


Fig. 5: Covert channel in MIRAGE depicting the capability to transmit byte level information with varying number of sender and receiver accesses.

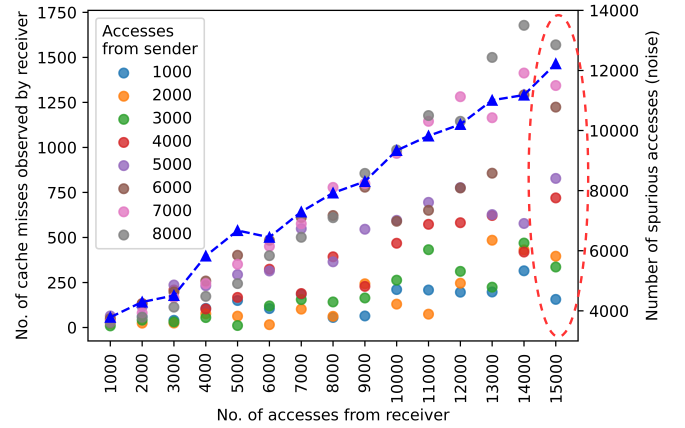


Fig. 6: Covert channel in MIRAGE in noisy setting. The blue line plot (\blacktriangle marker) shows the number of spurious cache accesses.

with the increasing number of accesses from the receiver. It is interesting to note that due to introduction of noise, the channel becomes error-free at $\ell = 15,000$, instead of 10,000 (as in Fig. 5). The robustness of the channel against noise is due to the fact that we use the relative difference of cache misses, not their absolute values.

V. FINGERPRINTING OF PROCESSES

We now extend the byte-wise covert channel using cache occupancy attack in MIRAGE to a more potent side-channel attack. The fact that a process making different numbers of memory accesses can be uniquely determined using cache occupancy attack provides the arena for *template-based fingerprinting of processes*. Cache occupancy attacks have been used in literature to perform website fingerprinting [40], [41]. However, those works need to occupy a large portion of the memory in order to enforce the victim to evict a large number of attacker’s addresses. In contrast, we show that pseudo fully-associative caches like MIRAGE aggravate the problem owing to their design approaches. In particular, we show that just by 10% cache occupancy, an attacker is able to perform fingerprinting of processes running on a separate core.

A. Fingerprinting of Workloads in gem5

1) *gem5 implementation of MIRAGE*: The authors of MIRAGE [37] provided gem5 implementations of both MIRAGE and ScatterCache, which has been artifact-evaluated⁷. As gem5 does not support a 3-level cache hierarchy, the authors modelled the system as 2-level with private L1 and a shared LLC. The default system configuration is a 4-core system with an 16MB L2 cache as LLC, which can be further opted between different cache designs like MIRAGE, ScatterCache and the default traditional set-associative cache. However, while implementing a template-based fingerprinting attack on gem5 implementation of MIRAGE, we observed an interesting yet confusing situation. As per Sec. IV-C, even 10% occupancy in MIRAGE LLC simulator (in-house) was enough to observe cache occupancy channel and deterministic covert channel and fingerprinting. Interestingly, we were not able to observe any eviction even for 30% of cache occupancy. This is in complete contrast to the behaviour observed in the simulator.

According to the authors [37], the goal of MIRAGE is to guarantee global evictions for all cache misses. On every cache miss, **two types of evictions** are possible in MIRAGE. If the incoming address finds an invalid tag, a candidate is selected *at random* from the entire data store for eviction and further performs *reverse-pointer* based invalidation of the corresponding tag entry. In contrast, if no invalid entry is found in the calculated sets in both the skews, a *set associative eviction* (SAE) is performed. Therefore, if a particular address is not present in the cache, either of the two situations can occur. Furthermore, the security evaluation of MIRAGE shows that due to the provisioning of extra tags and load-aware skew selection, SAE is not possible for a reasonable size LLC⁸ during the lifetime of the system [37].

However, we found out a strange implementation in the artifact-evaluated repository of MIRAGE. On a cache miss, the MIRAGE implementation chooses the victim cache block for replacement depending on *not two but three scenarios*. Annotated as “Scenario-A” in gem5 implementation⁹, the MIRAGE design first checks if the tag to be replaced in invalid and *if there are empty slots in the datastore*. If both the condition satisfies, the new incoming address is put in place of the victim tag and one of the empty slots of the data cache. Moreover, to keep track of the empty slots in the large LLC data cache (which is implemented as fully-associative) the gem5 implementation uses a software-based queue named `datarepl_vacant_queue`. We highlight important diversions from the original design proposed in MIRAGE. First, this particular scenario finds no mention in the original MIRAGE paper. Secondly, use of such a software queue is not practical for LLC and quite obviously finds no mention in the original paper. In fact, authors in MIRAGE argue that designs like RPCache [48], NewCache [20], HybCache [10] that

perform fully-associative table-based look-ups are impractical for LLCs, whereas MIRAGE performs random replacement of data from data-cache for every *invalid* tag replacement. Moving forward, we found the other two scenarios annotated as “Scenario-B” that implements SAE and “Scenario-C” that implements actual GLE were as per the original MIRAGE design, as proposed in the paper [37].

2) *Bypassing Scenario-A in gem5 implementation*: We first note the experimental setup used in [37] to benchmark MIRAGE’s performance using SPEC2006. For each benchmark program, the authors fast-forwarded execution by 10 billion instructions before beginning the actual benchmarking. The intention is to allow the *first* 10 billion instructions to initialize the micro-architecture state of the LLC, post which MIRAGE’s performance can be clearly deduced¹⁰.

However, this approach has an inherent assumption: *every SPEC benchmark’s first 10 billion instructions are sufficient to exhaust datarepl_vacant_queue*, post which “Scenario-B” and “Scenario-C” (as noted in the previous subsection) come into play. In our observations, we found this assumption to be clearly unfounded. For instance, some of the benchmark programs in SPEC2017 (`specrand`, `namd`, `povray`, etc.) did not experience a single global eviction from the data cache. These programs do not have sufficient memory requirements to exhaust “Scenario-A” (exhaust total 16MB LLC!), thereby never allowing the true effect of MIRAGE’s random data-store replacement policy to be unleashed. This also implies that custom user-defined workloads (other than SPEC) run on current MIRAGE’s gem5 implementation risk over-optimistic results, culminating in an incorrect perspective of MIRAGE’s performance degradation.

This implementation detail has another implication: *as per the current implementation, there is no way to launch a reliable cache occupancy attack*. This is because unless the entirety of LLC is exhausted (which doesn’t happen until *all* data blocks in `datarepl_vacant_queue` are used up), MIRAGE’s random replacement policy does not kick in. In other words, the LLC behaved as a fully associative cache instead of behaving as per the MIRAGE design.

B. Cache massaging as warmup phase

In order to alleviate this problem, we introduce a *cache massaging* phase in all our attacks and performance evaluations of MIRAGE on gem5. Due to the presence of Scenario-A, MIRAGE behaves as a fully-associative cache until the data cache is completely filled up. In a real-world scenario, any user-level process starts with an already-filled LLC, which remains filled with data from other processes. We perform a cache warmup phase to simulate such real-world setting and, at the same time, perform our security as well as performance evaluations on true implementation of MIRAGE. *The sole purpose of cache massaging phase is to exhaust datarepl_vacant_queue by extraneous data loads. In a way, cache massaging initializes the LLC before execution of the victim program, in order to make sure every cache access*

⁷The artifact-evaluated gem5 implementation is available at <http://github.com/gururaj-s/MIRAGE>.

⁸We use the default configuration provided by the authors in their artifact-evaluated open-source repository.

⁹<https://shorturl.at/jrBR8> (shortened URL)

¹⁰<https://github.com/gururaj-s/mirage#steps-for-gem5-evaluation>

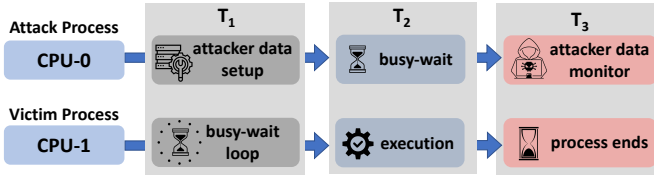


Fig. 7: Schematic of experimental setup used for fingerprinting attacks on SPEC2017 workloads using MIRAGE’s global eviction policy. Phases T_1 , T_2 , and T_3 ensure synchronization between (otherwise independent) victim and attacker.

of the victim results in a global/local eviction as per MIRAGE design. It is worth mentioning that the cache massaging phase is not a necessary condition of our fingerprinting attack. Due to the implementational anomalies in open-source repository of MIRAGE, one must bypass Scenario-A to truly experience the properties of MIRAGE. Experimentally, we launch a spy process whose sole job is to allocate sufficient memory that exhausts all empty data-store slots in `datarepl_vacant_queue`. To be precise, the spy process allocates a large array of size equal to the LLC data store size and each element occupying a cacheline. In parallel, we prepend all benchmarks with sufficient `rdtsc` enabled busy-wait cycles, wherein each benchmark enters into an empty loop unless the value of `rdtsc` counter exceeds a pre-determined threshold (which is chosen to let the spy process finish execution) post which the actual execution of the benchmark starts. Thereon, all cache accesses are serviced by MIRAGE’s random replacement policy, instead of a software based fully-associative cache design rationale.

C. Experimental Results of Fingerprinting in gem5

In order to launch fingerprinting attack on gem5, we created two process binaries: *attacker process* and *victim workload*, as depicted in Fig. 7. The simulation is run with 2 CPUs, with each process bound to one CPU. This ensures sharing of the LLC and a realistic attack setting. Moreover, in order to ensure synchronization between the two, we use busy-wait loops enabled by use of `rdtsc` instructions. Note that *use of busy-wait loops in the victim workload is not a violation of our threat model*. In a realistic system, the micro-architectural state of the cache would be correctly initialized, allowing the attack to launch instantaneously (i.e. not requiring any warm-up phase, and thereby no busy-wait in the victim). In gem5, however, the synchronization between the attacker and the victim is not possible, as the simulation assigns and simulates both processes on parallel cores from the very first tick of the simulation. Hence, we use *busy-wait* on victim process to force synchronization. On a realistic system, the assumption that the *attacker can trigger the victim* is made to ensure synchronization. This assumption is in line with other works in literature on similar attack vectors.

Fig. 8 denotes the results of the fingerprinting attack when the adversary occupies 10% of the LLC. As evident, all workloads force distinct eviction patterns in the 10% of the cache occupied by the adversary, allowing the adversary to fingerprint different workloads running in a cross-core setting.

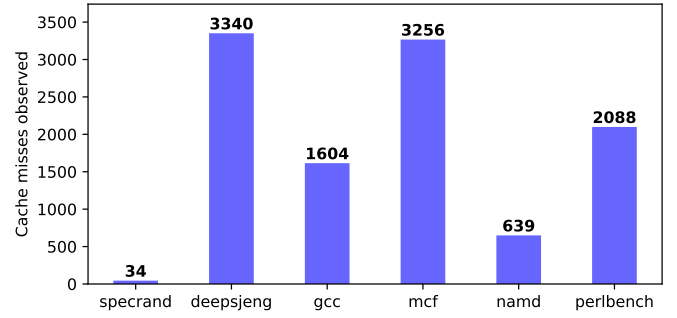


Fig. 8: SPEC2017 workload fingerprinting in gem5 implementation of MIRAGE. Note a clear observable distinction between different workloads.

D. A Note on Attack “Amplification”

Our results on byte-level covert channel on LLC simulator and workload fingerprinting on gem5 bring forth an important takeaway: *randomized global evictions for every new address insertion worsen the resilience of LLCs against cache occupancy attacks*. While as per prior works [7], [37], MIRAGE shows higher resilience against contention-based attacks compared to ScatterCache owing to its design choices, we show that the trend is reversed when evaluated against cache occupancy attacks. Furthermore, the required cache occupancy in case of MIRAGE (i.e. 10%) is significantly less compared to prior works like [18], [23], [24]. This further implies that modern defences in operating systems (like watchdogs) which monitor (and prevent) unusually high cache occupancy by a single process does not work in the context of our attack on MIRAGE. Most modern workloads and benign programs occupy less than 10% of the cache¹¹ and therefore the cache occupancy attack attempts are not a red flag to watchdogs. Thus, the design rationale undertaken by MIRAGE inherently allows attack vectors which evade such defences.

VI. RELOOKING AT THE PERFORMANCE EVALUATION OF MIRAGE AND SCATTERCACHE

In Sec. V-A2, we noted the inherently flawed assumption taken by the authors of [37] in their gem5 implementation and suggested a *cache massaging* phase to fix the same before launching cache occupancy based fingerprinting attacks. However, this inconsistency in the implementation leads us to ask the following questions:

- Does the flawed assumption that first 10 billion instructions correctly initialize the micro-architectural state of the cache lead to overly optimistic performance for MIRAGE?
- With cache massaging in place to avert Situation-A, do the implementations of MIRAGE and ScatterCache show similar performance degradation in comparison to baseline set-associative cache?

In this section, we answer these questions in the negative and show how MIRAGE’s performance is worse than

¹¹We observed that in SPEC2017 benchmark, many workloads like 997.specrand_fr, 999.specrand_ir, 511.povray_r, 520.omnetpp_r, 521.wrf_r, 544.nab_r, 549.fotonik3d_r, etc. occupy less than 10% of the 16MB LLC cache (for 10 million instructions).

TABLE I: gem5 metrics used in our evaluation.

gem5 metric	Explanation
system.l2.tags.data_accesses	Number of data accesses
system.l2.overall_hits::cpu.data	Number of overall hits
system.l2.tags.repl_valid_data	Number of global replacements (GLE)
system.l2.tags.repl_valid_tag	Number of local replacements (SAE)

TABLE II: The difference in the global evictions reported by MIRAGE’s gem5 implementation as opposed to the ideal number of misses (computed by *Overall access - Cache hits*), against SPEC2017 benchmarks.

Benchmark	Overall data accesses	Cache hits	Reported global evictions	Actual misses
998.specrand_is	1749227552	31235387	0	1717992165
500.perlbench_r	3938592619	57603967	149011	3880988652
502.gcc_r	4984210067	65119091	64907	4919090976
505.mcf_r	4083326439	72091393	548823	4011235046
508.namd_r	4651478331	82965267	0	4568513064
511.povray_r	24833452	431524	0	24401928
531.deepsjeng_r	3448850191	34224185	22494607	3414626006

originally expected. More specifically, MIRAGE performs significantly worse than both baseline and ScatterCache; its performance degradation being more than what was originally reported in [37]. We first detail four main statistical events reported by each gem5 runs in Tab. I. Here, `system.l2.tags.data_accesses` denotes the total number of accesses made by the program. Likewise, `system.l2.overall_hits::cpu.data` denotes the hits in L2 cache for data accesses. Finally, `system.l2.tags.repl_valid_data` and `system.l2.tags.repl_valid_tag` effectively denote “Scenario-C” (GLE) and “Scenario-B” (SAE) respectively (as detailed in Sec. V-A1). We note from [37] that “Scenario-B” is statistically improbable in the lifetime of modern systems, implying (with arbitrarily high probability), all cache misses result in a global eviction (i.e. “Scenario-C”). This implies the following relation holds with high probability:

$$\text{Overall accesses} = \text{Cache hits} + \text{Scenario-C misses} \quad (1)$$

However, as Tab. II represents, the incorrect initialization of the micro-architectural state of the cache (denoted by “Scenario-A” in Sec. V-A2) is evident in all runs of the SPEC2017 workloads on MIRAGE’s gem5 implementation. Against each benchmark, Tab. II details the overall data accesses (reported by the gem5 statistic `system.l2.tags.data_accesses`) as well as the number of cache hits (reported by the gem5 statistic `system.l2.overall_hits::cpu.data`). Moreover, the number of *actual misses* (computed by subtracting `system.l2.overall_hits::cpu.data` from `system.l2.tags.data_accesses`) are also reported. Finally, the “Scenario-C” misses, reported by the statistic `system.l2.tags.repl_valid_data` is shown as ‘Reported Global Evictions’. As evident, Eq. 1 is not satisfied by MIRAGE’s current gem5 implementation. One can observe the huge discrepancy between the ‘Reported global evictions’ (reported through `system.l2.tags.repl_valid_data` statistic) and ‘Actual misses’ (calculated using Eq. 1). We summarize the detailed representation from Sec. V-A2 to

explain this behaviour. Briefly, MIRAGE’s implementation maintains a *software queue* of all *uninitialized* data blocks when the simulation initializes, and allocates data in a *fully-associative* manner thereon. When the queue is completely exhausted, then MIRAGE’s “Scenario-C” kicks in for each subsequent cache miss. Therefore, MIRAGE effectively behaves as fully associative LLC until the entire data-cache is filled up. This leads us to make the following inference.

MIRAGE’s gem5 implementation relies on the capability of the workload under consideration to correctly initialize the micro-architectural state of the cache. Not all SPEC2017 workloads (and by extension, not all user-defined custom workloads) satisfy this criterion. Thereby, as Tab. II denotes, MIRAGE provides an overly optimistic view of the performance hit due to global eviction policy (GLE).

It is well known in literature that fully associative LLC induces a huge performance overhead in hardware [13], [37], [44], [50]. The reason that it was not reflected in the performance evaluation results of MIRAGE in the original paper [37] is that the gem5 simulator does not account for the added latency and overhead to search through a software queue that maintains the list of available spaces in the data store. To provide a realistic scenario, we reintroduce the *cache massaging* phase (c.f. Sec. V-B) that exhausts the entire queue of *uninitialized* data blocks before measuring metrics for cache misses (i.e. `system.l2.overall_misses::cpu.data`). As mentioned earlier, the cache massaging phase is akin to an initialization step where the cache is filled up with unrelated data from other processes; a realistic scenario considering LLCs are shared across all the cores.

To demonstrate the performance degradation and provide a comparative evaluation, we run SPEC2017 benchmarks on gem5 implementations of MIRAGE, ScatterCache and baseline set-associative cache (with random replacement policy). To keep the comparison fair, we also introduce the same *cache massaging* step to both ScatterCache and Baseline. We note that, on average, the number of global evictions performed by MIRAGE, once the queue is exhausted by the *cache massaging* phase, are significantly higher than reported evictions by original MIRAGE gem5 implementation. Fig. 9 shows the relative performance for MIRAGE normalized to baseline (Fig. 9a) and ScatterCache (Fig. 9b) where the blue bars denote the performance without warmup and red with warmup. It is clear that for most workloads, MIRAGE with warmup shows relative degradation in performance (both with respect to ScatterCache and baseline). Therefore, as Fig. 9 depicts, the *original* gem5 MIRAGE implementation reports an overly optimistic performance wrt. ScatterCache and baseline cache across several SPEC benchmarks. Note that MIRAGE with warmup phase enabled performs worse than its original implementation as well as set associative and ScatterCache with warmup. This is because a majority of cache accesses in the original MIRAGE gem5 implementation are serviced by fully-associative design rationale (corresponding to Scenario-A in MIRAGE implementation) instead of being serviced by the

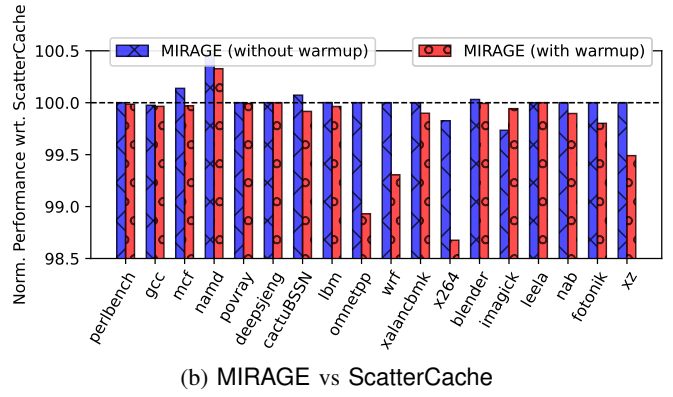
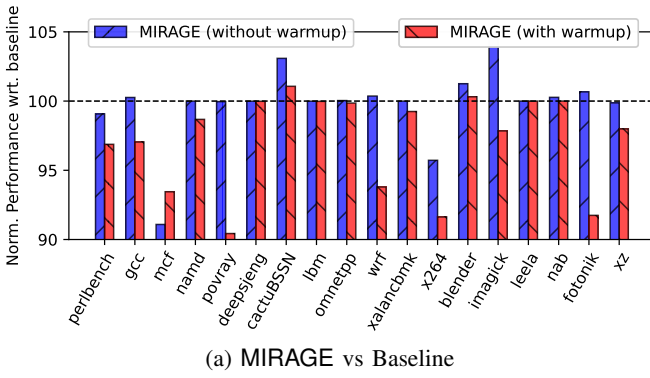


Fig. 9: Normalized performance of MIRAGE against (a) Baseline set-associative cache and (b) ScatterCache for SPEC2017.

global-eviction policy of original MIRAGE design.

VII. DISCUSSIONS AND FUTURE DIRECTION

The evaluation and subsequent analysis presented in this paper on two of the most-popular randomized cache schemes, MIRAGE and ScatterCache, provide an interesting insight overlooked so far in literature. Traditionally the design principles of secured caches use block ciphers or hash functions to scramble the address-to-set mapping such that the adversary cannot efficiently create eviction sets. However, improved algorithms have shown that such randomization, even with partitioning, does not completely stop the information leakage. MIRAGE is an example of a cache design principle that is inspired by V-way caches [34] that decouples the tag store and data store. However, as we show in this paper, the global replacement policy of MIRAGE makes it more vulnerable towards cache occupancy attack. These observations open up new questions to the community: *In the quest of securing caches from one type of attack, are we making it vulnerable against other equally potent and dangerous attack vectors?* Furthermore, *Do the security and performance evaluations performed against these schemes ensure a holistic analysis considering all the attack vectors possible in real world?*

In this work, we showed the applicability and amplification of cache occupancy attacks on MIRAGE with respect to ScatterCache and traditional baseline cache. Any new design protecting against one attack while making it worse against another doesn’t solve the very purpose of designing a secured cache. As a future direction, the obvious follow-up work is to study the effects of different cache replacement policies (and not just “random replacement” policy) on these randomized caches from the perspective of both security and performance. Another important feature that is overlooked both from the security and performance perspective is the interplay of hardware prefetchers with these newly proposed randomized schemes. Prior works [3], [8], [39] have shown that the presence of hardware prefetchers can lead to information leakage in commercial processors. Therefore, it is imperative to not only evaluate the performance overhead of randomized caches in the presence of hardware prefetchers but also account for them in the security evaluations.

Countermeasures to cache occupancy attacks: To develop a possible countermeasure, we relook at the design rationale of randomized cache schemes. The way most randomized schemes apply block cipher encryption is similar to ECB mode, which is not recommended for privacy applications [26] as it cannot hide data patterns and could lead to an adversary creating a set of addresses that matches with the output distribution of the target victim process. In contrast, a better way of using block ciphers is with CBC, CFB or CTR modes, similar to the recently proposed SassCache [13], such that the identical input distribution produces distinct ciphertext distribution. Furthermore, SassCache achieves dynamic partitioning of the cache, with each partition exclusively assigned to one process, thereby preventing randomized evictions across processes. While SassCache thwarts cache occupancy attack, we leave the full extent of its security analysis as future work because of the use of non-standard ciphers, which warrant a thorough evaluation, especially in light of new attacks [22] being proposed on low latency ciphers (used by SassCache). Finally, methods like cache coloring [43] or capacity bitmasks (as used in Intel Cache Allocation Technology [38]) can also be revamped in the context of randomized caches to achieve better isolation of cache partitions between different processes.

VIII. CONCLUSION

The design motivation of state-of-the-art cache randomization schemes is majorly directed towards protecting against contention-based attacks while essentially ignoring other cache attack variants that are equally practical and powerful. In this work, we walk a different route by evaluating the relative resilience of contemporary secured cache schemes against *cache occupancy attacks*. More precisely, we highlight the need for a holistic security evaluation as we demonstrate that supposedly leakage-resilient caches, like MIRAGE, are more vulnerable towards cache occupancy attacks. In particular, we show that MIRAGE amplifies the leakage owing to its global eviction policy and performs much worse than ScatterCache and baseline set-associative cache. We further show covert channel and template-based fingerprinting of processes by exploiting MIRAGE LLC on gem5. Finally, we unearth implementational inconsistencies in the artifact-evaluated open-source repository of MIRAGE and re-evaluate its performance

statistics by introducing a *cache massaging* phase. Our results show that MIRAGE perform significantly worse than reported earlier, when compared to ScatterCache and baseline cache. This motivates future study of randomized caches with a holistic perspective of various cache attacks along with performance.

REFERENCES

- [1] O. Aciğmez, “Yet another microarchitectural attack: exploiting i-cache,” in *ACM workshop on Computer security architecture*, 2007, pp. 11–18.
- [2] O. Aciğmez, B. B. Brumley, and P. Grabher, “New results on instruction cache attacks,” in *International Workshop on Cryptographic Hardware and Embedded Systems*. Springer, 2010, pp. 110–124.
- [3] S. Bhattacharya, C. Rebeiro, and D. Mukhopadhyay, “Hardware prefetchers leak: A revisit of svf for cache-timing attacks,” in *2012 45th Annual IEEE/ACM International Symposium on Microarchitecture Workshops*. IEEE, 2012, pp. 17–23.
- [4] R. Bodduna, V. Ganesan, P. Slpsk, K. Veezhinathan, and C. Rebeiro, “Brutus: Refuting the security claims of the cache timing randomization countermeasure proposed in ceaser,” *IEEE Computer Architecture Letters*, vol. 19, no. 1, pp. 9–12, 2020.
- [5] A. Bogdanov, L. R. Knudsen, G. Leander, C. Paar, A. Poschmann, M. J. Robshaw, Y. Seurin, and C. Vikielsoe, “Present: An ultra-lightweight block cipher,” in *International workshop on cryptographic hardware and embedded systems*. Springer, 2007, pp. 450–466.
- [6] T. Bourgeat, J. Drean, Y. Yang, L. Tsai, J. Emer, and M. Yan, “Casa: End-to-end quantitative security analysis of randomly mapped caches,” in *2020 53rd Annual IEEE/ACM International Symposium on Microarchitecture (MICRO)*. IEEE, 2020, pp. 1110–1123.
- [7] A. Chakraborty, S. Bhattacharya, S. Saha, and D. Mukhopadhyay, “Are randomized caches truly random? formal analysis of randomized-partitioned caches,” in *2023 IEEE International Symposium on High-Performance Computer Architecture (HPCA)*. IEEE, 2023, pp. 233–246.
- [8] Y. Chen, L. Pei, and T. E. Carlson, “Leaking control flow information via the hardware prefetcher,” *arXiv preprint arXiv:2109.00474*, 2021.
- [9] D. Cock, Q. Ge, T. Murray, and G. Heiser, “The last mile: An empirical study of timing channels on sel4,” in *Proceedings of the 2014 ACM SIGSAC Conference on Computer and Communications Security*, 2014, pp. 570–581.
- [10] G. Dessouky, T. Frassetto, and A.-R. Sadeghi, “Hybcache: Hybrid side-channel-resilient caches for trusted execution environments,” in *Proceedings of the 29th USENIX Conference on Security Symposium*, 2020, pp. 451–468.
- [11] C. Disselkoon, D. Kohlbrenner, L. Porter, and D. Tullsen, “Prime+ Abort: A timer-free high-precision l3 cache attack using Intel TSX,” in *USENIX Security Symposium 2017*, 2017, pp. 51–67.
- [12] D. Genkin, L. Valenta, and Y. Yarom, “May the fourth be with you: A microarchitectural side channel attack on several real-world applications of curve25519,” in *Proceedings of the 2017 ACM SIGSAC Conference on Computer and Communications Security*, ser. CCS ’17. Association for Computing Machinery, 2017, p. 845–858.
- [13] L. Giner, S. Steinegger, A. Purnal, M. Eichlseder, T. Unterluggauer, S. Mangard, and D. Gruss, “Scatter and split securely: Defeating cache contention and occupancy attacks,” in *2023 IEEE Symposium on Security and Privacy (SP)*. IEEE Computer Society, 2022, pp. 1101–1115.
- [14] D. Gruss, C. Maurice, K. Wagner, and S. Mangard, “Flush+ flush: a fast and stealthy cache attack,” in *International Conference on Detection of Intrusions and Malware, and Vulnerability Assessment*. Springer, 2016, pp. 279–299.
- [15] B. Gülmezoglu, M. S. Inci, G. Irazoqui, T. Eisenbarth, and B. Sunar, “A faster and more realistic flush+ reload attack on AES,” in *International Workshop on Constructive Side-Channel Analysis and Secure Design*. Springer, 2015, pp. 111–126.
- [16] R. Hund, C. Willems, and T. Holz, “Practical timing side channel attacks against kernel space ASLR,” in *2013 IEEE Symposium on Security and Privacy (S&P)*. IEEE, 2013, pp. 191–205.
- [17] G. Irazoqui, T. Eisenbarth, and B. Sunar, “S \$ a: A shared cache attack that works across cores and defies VM sandboxing—and its application to AES,” in *2015 IEEE Symposium on Security and Privacy (S&P)*. IEEE, 2015, pp. 591–604.
- [18] M. Lipp, M. Schwarz, L. Raab, L. Lamster, M. T. Aga, C. Maurice, and D. Gruss, “Nethammer: Inducing rowhammer faults through network requests,” in *2020 IEEE European Symposium on Security and Privacy Workshops (EuroS&PW)*. IEEE, 2020, pp. 710–719.
- [19] F. Liu and R. B. Lee, “Random fill cache architecture,” in *2014 47th Annual IEEE/ACM International Symposium on Microarchitecture*. IEEE, 2014, pp. 203–215.
- [20] F. Liu, H. Wu, K. Mai, and R. B. Lee, “Newcache: Secure cache architecture thwarting cache side-channel attacks,” *IEEE Micro*, vol. 36, no. 5, pp. 8–16, 2016.
- [21] F. Liu, Y. Yarom, Q. Ge, G. Heiser, and R. B. Lee, “Last-level cache side-channel attacks are practical,” in *2015 IEEE symposium on security and privacy*. IEEE, 2015, pp. 605–622.
- [22] F. Liu, R. Anand, L. Wang, W. Meier, and T. Isobe, “Coefficient grouping: Breaking chaghri and more,” in *Advances in Cryptology—EUROCRYPT 2023: 42nd Annual International Conference on the Theory and Applications of Cryptographic Techniques, Lyon, France, April 23–27, 2023, Proceedings, Part IV*. Springer, 2023, pp. 287–317.
- [23] C. Maurice, N. Le Scouarnec, C. Neumann, O. Heen, and A. Francillon, “Reverse engineering intel last-level cache complex addressing using performance counters,” in *Research in Attacks, Intrusions, and Defenses: 18th International Symposium, RAID 2015, Kyoto, Japan, November 2–4, 2015. Proceedings 18*. Springer, 2015, pp. 48–65.
- [24] C. Maurice, C. Neumann, O. Heen, and A. Francillon, “C5: cross-cores cache covert channel,” in *Detection of Intrusions and Malware, and Vulnerability Assessment: 12th International Conference, DIMVA 2015, Milan, Italy, July 9–10, 2015, Proceedings 12*. Springer, 2015, pp. 46–64.
- [25] C. Maurice, M. Weber, M. Schwarz, L. Giner, D. Gruss, C. A. Boano, S. Mangard, and K. Römer, “Hello from the other side: Ssh over robust cache covert channels in the cloud,” in *NDSS*, vol. 17, 2017, pp. 8–11.
- [26] A. J. Menezes, P. C. Van Oorschot, and S. A. Vanstone, *Handbook of applied cryptography*. CRC press, 2018.
- [27] Y. Oren, V. P. Kemerlis, S. Sethumadhavan, and A. D. Keromytis, “The spy in the sandbox: Practical cache attacks in javascript and their implications,” in *Proceedings of the 22nd ACM SIGSAC Conference on Computer and Communications Security*, 2015, pp. 1406–1418.
- [28] D. A. Osvik, A. Shamir, and E. Tromer, “Cache attacks and countermeasures: the case of aes,” in *Cryptographers’ track at the RSA conference*. Springer, 2006, pp. 1–20.
- [29] A. Purnal, L. Giner, D. Gruss, and I. Verbauwhede, “Systematic analysis of randomization-based protected cache architectures,” in *42th IEEE Symposium on Security and Privacy*, vol. 5, 2021.
- [30] A. Purnal, F. Turan, and I. Verbauwhede, “Prime+ scope: Overcoming the observer effect for high-precision cache contention attacks,” in *Proceedings of the 2021 ACM SIGSAC Conference on Computer and Communications Security*, 2021, pp. 2906–2920.
- [31] A. Purnal and I. Verbauwhede, “Advanced profiling for probabilistic prime+ probe attacks and covert channels in scattercache,” *arXiv preprint arXiv:1908.03383*, 2019.
- [32] M. K. Qureshi, “Ceaser: Mitigating conflict-based cache attacks via encrypted-address and remapping,” in *2018 51st Annual IEEE/ACM International Symposium on Microarchitecture (MICRO)*. IEEE, 2018, pp. 775–787.
- [33] M. K. Qureshi, “New attacks and defense for encrypted-address cache,” in *2019 ACM/IEEE 46th Annual International Symposium on Computer Architecture (ISCA)*. IEEE, 2019, pp. 360–371.
- [34] M. K. Qureshi, D. Thompson, and Y. N. Patt, “The v-way cache: demand-based associativity via global replacement,” in *32nd International Symposium on Computer Architecture (ISCA’05)*. IEEE, 2005, pp. 544–555.
- [35] T. Ristenpart, E. Tromer, H. Shacham, and S. Savage, “Hey, you, get off of my cloud: exploring information leakage in third-party compute clouds,” in *Proceedings of the 16th ACM conference on Computer and communications security*, 2009, pp. 199–212.
- [36] G. Saileshwar, “Battle for secure caches: Attacks and defenses on randomized caches,” Sep 2021. [Online]. Available: <https://www.sigarch.org/battle-for-secure-caches-attacks-and-defenses-on-randomized-caches/>
- [37] G. Saileshwar and M. Qureshi, “{MIRAGE}: Mitigating conflict-based cache attacks with a practical fully-associative design,” in *30th {USENIX} Security Symposium ({USENIX} Security 21)*, 2021.
- [38] V. Selfa, J. Sahuquillo, L. Eeckhout, S. Petit, and M. E. Gómez, “Application clustering policies to address system fairness with intel’s cache allocation technology,” in *2017 26th international conference on*

- parallel architectures and compilation techniques (pact)*. IEEE, 2017, pp. 194–205.
- [39] Y. Shin, H. C. Kim, D. Kwon, J. H. Jeong, and J. Hur, “Unveiling hardware-based data prefetcher, a hidden source of information leakage,” in *Proceedings of the 2018 ACM SIGSAC Conference on Computer and Communications Security*, 2018, pp. 131–145.
 - [40] A. Shusterman, Z. Avraham, E. Croitoru, Y. Haskal, L. Kang, D. Levi, Y. Meltser, P. Mittal, Y. Oren, and Y. Yarom, “Website fingerprinting through the cache occupancy channel and its real world practicality,” *IEEE Transactions on Dependable and Secure Computing*, vol. 18, no. 5, pp. 2042–2060, 2020.
 - [41] A. Shusterman, L. Kang, Y. Haskal, Y. Meltser, P. Mittal, Y. Oren, and Y. Yarom, “Robust website fingerprinting through the cache occupancy channel,” in *28th USENIX Security Symposium (USENIX Security 19)*, 2019, pp. 639–656.
 - [42] W. Song, B. Li, Z. Xue, Z. Li, W. Wang, and P. Liu, “Randomized last-level caches are still vulnerable to cache side-channel attacks! but we can fix it,” in *2021 IEEE Symposium on Security and Privacy (S&P)*. IEEE, 2021, pp. 955–969.
 - [43] N. Suzuki, H. Kim, D. De Niz, B. Andersson, L. Wrage, M. Klein, and R. Rajkumar, “Coordinated bank and cache coloring for temporal protection of memory accesses,” in *2013 IEEE 16th International Conference on Computational Science and Engineering*. IEEE, 2013, pp. 685–692.
 - [44] Q. Tan, Z. Zeng, K. Bu, and K. Ren, “Phantomcache: Obfuscating cache conflicts with localized randomization,” in *NDSS*, 2020.
 - [45] D. Trilla, C. Hernandez, J. Abella, and F. J. Cazorla, “Cache side-channel attacks and time-predictability in high-performance critical real-time systems,” in *Proceedings of the 55th Annual Design Automation Conference*, 2018, pp. 1–6.
 - [46] T. Verma, A. Anastasopoulos, and T. Austin, “These aren’t the caches you’re looking for: Stochastic channels on randomized caches,” in *2022 IEEE International Symposium on Secure and Private Execution Environment Design (SEED)*. IEEE, 2022, pp. 37–48.
 - [47] P. Vila, B. Köpf, and J. F. Morales, “Theory and practice of finding eviction sets,” in *2019 IEEE Symposium on Security and Privacy (SP)*. IEEE, 2019, pp. 39–54.
 - [48] Z. Wang and R. B. Lee, “New cache designs for thwarting software cache-based side channel attacks,” in *Proceedings of the 34th annual international symposium on Computer architecture*, 2007, pp. 494–505.
 - [49] Z. Wang and R. B. Lee, “A novel cache architecture with enhanced performance and security,” in *2008 41st IEEE/ACM International Symposium on Microarchitecture*. IEEE, 2008, pp. 83–93.
 - [50] M. Werner, T. Unterluggauer, L. Giner, M. Schwarz, D. Gruss, and S. Mangard, “Scattercache: Thwarting cache attacks via cache set randomization,” in *28th {USENIX} Security Symposium ({USENIX} Security 19)*, 2019, pp. 675–692.
 - [51] Y. Yarom and K. Falkner, “Flush+ reload: A high resolution, low noise, 13 cache side-channel attack,” in *23rd {USENIX} Security Symposium ({USENIX} Security 14)*, 2014, pp. 719–732.
 - [52] Y. Zhang, A. Juels, A. Oprea, and M. K. Reiter, “Homealone: Co-residency detection in the cloud via side-channel analysis,” in *2011 IEEE symposium on Security and Privacy (S&P)*. IEEE, 2011, pp. 313–328.