

# Searching for Optimal Runtime Assurance via Reachability and Reinforcement Learning\*

Kristina Miller<sup>1,\*</sup>, Christopher K. Zeitler<sup>2,\*</sup>, William Shen<sup>1</sup>, Kerianne Hobbs<sup>3</sup>,  
Sayan Mitra<sup>1</sup>, John Schierman<sup>3</sup>, and Mahesh Viswanathan<sup>1</sup>

{kmmille2,wshen15,mitras,vmahesh}@illinois.edu

ckzeitler@gmail.com

{john.schierman.1,kerianne.hobbs}@us.af.mil

<sup>1</sup>University of Illinois at Urbana-Champaign

<sup>2</sup>Rational CyPhy Inc.

<sup>3</sup>Air Force Research Laboratory

**Abstract.** A runtime assurance system (RTA) for a given plant enables the exercise of an untrusted or experimental controller while assuring safety with a backup (or safety) controller. The relevant computational design problem is to create a logic that assures safety by switching to the safety controller as needed, while maximizing some performance criteria, such as the utilization of the untrusted controller. Existing RTA design strategies are well-known to be overly conservative and, in principle, can lead to safety violations. In this paper, we formulate the optimal RTA design problem and present a new approach for solving it. Our approach relies on reward shaping and reinforcement learning. It can guarantee safety and leverage machine learning technologies for scalability. We have implemented this algorithm and present experimental results comparing our approach with state-of-the-art reachability and simulation-based RTA approaches in a number of scenarios using aircraft models in 3D space with complex safety requirements. Our approach can guarantee safety while increasing utilization of the experimental controller over existing approaches.

## 1 Introduction

A well-designed *Runtime Assurance System (RTA)* ensures the safety of a control system while switching between an untrusted controller and a safety controller to maximize some performance criteria. The motivation for studying the RTA design problem is straightforward (see the system architecture shown in Figure 1): The plant is a state machine  $\mathcal{M}$  with a specified set of unsafe states ( $\mathcal{B}$ ). The *safety* ( $\mathcal{S}$ ) and the *untrusted controllers* ( $\mathcal{U}$ ) determine the transitions in  $\mathcal{M}$ . Roughly, the optimal RTA problem is to design a *switching policy*  $\pi$  that chooses

---

\* Miller and Zeitler made equal contributions and the other authors are listed alphabetically.

the controller at each step with the twin goals of (a) keeping the closed-loop system ( $\mathcal{M}$  with  $\pi$ ) safe *and* (b) optimizing some other performance objective, such as maximally using the untrusted controller.

RTA is seen as a key enabler for autonomy in safety-critical aerospace systems [1,50,34,46]. RTA systems have enabled sandboxing and fielding of experimental technologies for spacecraft docking [23], learning-enabled taxiing [16], air-collision avoidance [17], flight-critical control [1], autonomous aero-space systems [50], and multi-agent formation flight for UAVs [6,8], all within harsh environments, while maintaining safety and verifiability. More than 200 papers have been written on this topic since 2020.

A natural switching policy is to use lookahead or forward simulations [5,54,33]. From a given state  $q$ , if the simulations of the closed loop system with the untrusted controller ( $\mathcal{M} + \mathbf{U}$ ), up to a time horizon  $T > 0$ , are safe, then  $\mathbf{U}$  is allowed to continue; otherwise, the policy switches to  $\mathbf{S}$ . This strategy is employed, for example, in Wadley et al. [54] for an air collision avoidance system. To cover for the uncertainties arising from the measurement of the initial state  $q$  and the model  $\mathcal{M}$  of the plant, forward simulation can be replaced with computation of the *reachable set*,  $Reach^{\mathbf{U}}(\hat{Q}, T)$ , of  $\mathcal{M} + \mathbf{U}$  up to time horizon  $T$  from the uncertain initial set  $\hat{Q}$ . If the computed reachable set  $Reach^{\mathbf{U}}(\hat{Q}, T)$  does not intersect with  $\mathcal{B}$  (unsafe set), then the unverified controller is allowed to continue; otherwise, there is a switch to  $\mathbf{S}$ . In some studies [33,8], it is shown that this is a viable strategy for collision detection and safe operation of systems.

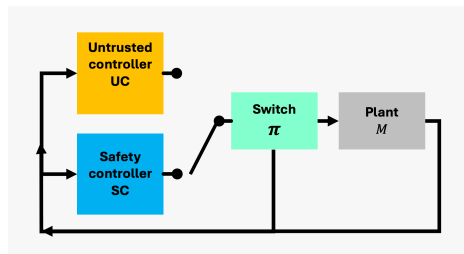


Fig. 1: Runtime Assurance (RTA) system architecture.

It has been known that these popular policies actually do not guarantee safety of the closed loop system. We illustrate this with counter examples in Section 3.1. Because of inertia and delays, the safety controller may be doomed to violate safety by the time the switching policy hands off control to it. It has also been known that, instead of switching when  $Reach^{\mathbf{U}}(\hat{Q}, T)$  exits the safe set  $\mathcal{B}^c$ , the switch should occur when it exits the *recoverable set*, an invariant subset of safe states from which the safety controller  $\mathbf{S}$  is guaranteed to preserve safety. We show with another counter example (Example 2) that using the recoverable set-based switching is safe but not optimal in the sense that it may rule out perfectly safe opportunities for using  $\mathbf{U}$ .

DISTRIBUTION STATEMENT A. Approved for public release: distribution is unlimited.

Observing that the popular strategies for designing RTA strategies may not be safe or optimal, we put forward an alternative perspective on the RTA design problem. The requirement of maximally utilizing the untrusted controller can be specified in different ways—for example, using counters or temporal logics. More generally, we can see this as a problem of maximizing certain rewards defined on the transitions of  $\mathcal{M}$  while assuring hard requirements like safety. This leads to a generalized formulation of the RTA design problem: Given a plant automaton  $\mathcal{M}$  with a set of actions  $A$  (corresponding to the choice of different controllers, possibly including but not restricted to  $\mathbf{S}$  and  $\mathbf{U}$ ), a reward structure  $r$ , and an unsafe set  $\mathcal{B}$ , the goal is to find a (possibly randomized and history dependent) switching policy  $\pi$ , so that the resulting executions are always safe and maximize the expected reward.

We show that this constrained optimization problem for  $(\mathcal{M}, \mathcal{B})$  – maximizing expected reward while guaranteeing safety – has an optimal controller switching policy that is *deterministic* and depends only on the current state. Such policies are called *stationary*. The existence of optimal policies that are also stationary is not a given, especially in a context when multiple objectives are being considered. For example, the problem of finding an optimal switching policy that guarantees a target state is reached may not have *any* optimal policy, let alone a stationary one (see example and discussion in Section 5). We then consider the problem of algorithmically designing an optimal policy that guarantees safety. This problem has received much attention recently, and there have been proposals to adapt reinforcement learning to solve it (see related work discussion in Section 1.1). In this paper, we take a slightly different approach by reducing the RTA design problem to that of finding a switching policy that optimizes a *single* objective function, which encodes the requirement of being safe within a modified reward function. Thus, our reward shaping method allows one to use off-the-shelf, vanilla reinforcement learning methods to solve the RTA problem.

In summary, the contributions of this work are as follows:

- We address the generalized RTA design problem of searching for safe optimal policies over the family of randomized and history-dependent switching policies for automata with rewards.
- We show that there exists a reward shaping strategy such that the modified, reward-shaped, automaton  $\mathcal{M}'$  will have a stationary optimal policy. And, if the optimal memoryless policy  $\pi$  for  $\mathcal{M}'$  has a non-negative reward, then  $\pi$  is also a safe optimal policy for the original automaton  $\mathcal{M}$ .
- We implement the proposed reward-shaping-based RTA design procedure using standard reinforcement learning libraries, and we empirically compare this RLRTA against the existing approaches. RLRTA can find safe switching policies in complex scenarios involving leader-follower vehicles and obstacles, in one, two, and three dimensions. In most scenarios, RLRTA improves the utilization of the untrusted controller significantly.

DISTRIBUTION STATEMENT A. Approved for public release: distribution is unlimited.

## 1.1 Related Work

The idea of RTA is related to myriad other concepts such as the Simplex method and its variations [53], supervisory control [45], runtime monitoring, and shielding [2]. The computational challenge of implementing all of these ideas lies in solving the problem we address. These papers [15,51,34] provide an excellent overview of the state of the art and its challenges.

| Method                                 | Decision Technique    | Safe | Optimal | Model-free |
|--|-----------------------|------|---------|------------|
| Black-box Simplex [40]                 | Reachability          | ✓*   | ×       | ×          |
| Sandboxing [9]                         | Reachability          | ×    | ×       | ×          |
| SOTER [19]                             | Reachability          | ✓    | ×       | ×          |
| Active Set Invariance Filtering [4,29] | Control barrier funcs | ✓    | ×       | ×          |
| Optimal RTA (our work)                 | Reward shaping, RL    | ✓    | ✓       | ✓          |
| Shielding [2,36]                       | Game solving          | ✓    | ✓       | ×          |

Table 1: A classification of solutions of the RTA design problem. *Safe* means that the method is guaranteed to assure unbounded time safety of the overall system. *Optimal* means that the method can design switching policies that maximizes additional objectives (other than safety). *Model-free* means that the method does not require analytical models for the plant and the controllers. The ✓\* annotation in the “Safe” column for the Black-box Simplex technique is to indicate that safety is not guaranteed but can be ensured if additionally all the safe states form a recoverable set for the safety controller.

Reachability analysis has been used for RTA extensively [7,9,43]. The idea is to compute the set of reachable states from the current state (typically using system models) and switch to the safety controller when this reachable set violates safety. We compare our approach against this strategy, which we call *ReachRTA* in Section 4. Instead of computing this switching logic statically, some studies [43,20] perform the reachability online. In Section 3.1, we will see that this strategy is not safe; it can be made safe by switching at the *recoverable set* instead of the unsafe set. The recoverable set is typically computed by performing backward reachability from the unsafe states, which requires access to the model of the plant. In Mehmood et al. [40], the computation of the recoverable set is replaced, in a sense, with a precomputed permanent sequence of safe moves for the safety controller.

An alternative to designing a switching logic is to design a *filter* that blends the outputs of the  $\mathbf{S}$  and the  $\mathbf{U}$  to create the final control output. The intuition is to move the  $\mathbf{U}$  output in the direction of  $\mathbf{S}$  when the former may violate safety. Active set invariance filtering (ASIF) [4,29] is an instance of this approach, and it uses control barrier functions (CBF), which can be constructed using the safety controller and the plant models. These methods have been employed for satellites performing autonomous operations [32,42,21]. When the unsafe sets are not known a priori, constructing CBFs can be challenging. Further, ASIF

aims to be minimally invasive but does not accommodate additional performance criteria that are optimized

*RL to Verify Temporal Logic Specifications.* There has been extensive work on using RL to solve the temporal logic verification problem for MDPs, where, given an MDP and a specification  $\varphi$ , the goal is to use RL to find a policy that maximizes (or minimizes) the probability of satisfying specification  $\varphi$  [49,31,30,11,37,3,10]. The techniques used in this approach are similar: reward shaping, adding terminal reject states, etc. However, fundamentally, the problem being solved in these papers is different; in these papers there is only one objective being optimized, while in this paper we need to optimize rewards while satisfying a hard constraint like safety. The presence of two, possibly competing, objectives – maximizing reward while satisfying a hard safety requirement – changes the problem significantly. One examples of this is that there is always an optimal policy that maximizes the probability of satisfying a temporal property, but there is *no* optimal policy that maximizes reward while satisfying a hard reachability constraint (see Section 5 for an example).

*Safe RL.* There is a lot of interest in developing RL-based approaches to ensure “safety,” which means different things in different contexts (see the survey articles for review [28,13]). The approaches include modification of the optimization criteria, introduction of risk sensitivity, robust model estimation, and risk-directed policy exploration. The closest work in this space to ours is the use of *shielding* to guarantee that a safe optimal policy for an MDP is found [2,36,14]. This approach synthesizes a shield that identifies “safe” transitions from each state. A safe transition is one that takes a system to another state from which there is some policy that can ensure safety. Optimal policy is then synthesized using RL with the shield. Synthesizing such a shield involves solving a multi-player game which requires access to the plant model and can be computationally expensive. In contrast, our approach of reward shaping needs no expensive pre-computation. Finally, if shielding is used post-training, then the resulting policy is not guaranteed to have the optimal reward. Further, the shield needs to always be in place during deployment.

## 2 The RTA Problem

In a Runtime Assurance (RTA) framework, the central goal is to design a switching policy that chooses between a safe and an untrusted controller at each step, ensuring that the system remains safe while some objective (potentially the use of the untrusted controller) is maximized. To model this setup formally and to define the computational problem, it is convenient to model the state space of the control system/plant whose safety the RTA is trying to ensure.

*Plants.* A *plant* is tuple  $\mathcal{M} = \langle Q, q_0, A, \mathcal{D} \rangle$  where  $Q$  is the (finite) set of states,  $q_0 \in Q$  is the initial state,  $A$  is a finite set of actions, and  $\mathcal{D} : Q \times A \rightarrow Q$  is the

DISTRIBUTION STATEMENT A. Approved for public release: distribution is unlimited.

transition function. In this paper, we will assume that the plant has a large, but finitely many states and its transitions are *discrete*. Most control systems can be reasonably approximated in such a manner by quantizing the state space and time. The transition function identifies the state of the system after following the control law defined by an action for a discrete duration of time. Notice, we are assuming that every action in  $A$  is *enabled* from each state; this is for modeling convenience and is not a restriction. Finally, in the context of RTA, the action set  $A$  has typically only two elements, namely, using the safe  $S$  or the untrusted controller  $U$ .

*Switching Policies.* A *switching policy*  $\pi$  determines the action to be taken at each step. In general, a switching policy's choice depends on the computation history until that step (i.e., the sequence of states visited and actions taken), and the result of the roll of a dice. Thus, mathematically, it can be defined as follows. For any finite set  $B$ ,  $\mathbb{P}(B)$  is the set of probability distributions over  $B$ . A *run/finite run* of plant  $\mathcal{M} = \langle Q, q_0, A, \mathcal{D} \rangle$  is an alternating infinite/finite sequence of states and actions  $\tau = p_0, a_0, p_1, a_1, \dots, p_n, \dots$ , where  $p_i \in Q$ ,  $a_i \in A$ ,  $p_0 = q_0$ , and  $\mathcal{D}(p_i, a_i) = p_{i+1}$ ; a finite run is assumed to end in a state. The set of all runs (finite runs) of  $\mathcal{M}$  will be denoted as  $\text{Runs}(\mathcal{M})$  ( $\text{Runs}_f(\mathcal{M})$ ). A switching policy for plant  $\mathcal{M}$  is a function  $\pi : \text{Runs}_f(\mathcal{M}) \rightarrow \mathbb{P}(A)$ . The set of switching policies of a plant  $\mathcal{M}$  will be denoted by  $\text{SP}(\mathcal{M})$ . We will often be interested in a special class of switching policies called *stationary* switching policies. A stationary policy is one where the choice of the next action is *memoryless*, i.e., depends only on the last state of the run and not the entire run, and is *deterministic*, i.e., exactly one action has non-zero probability. Such stationary policies can be represented as a function  $\pi : Q \rightarrow A$ . The set of all stationary policies of  $\mathcal{M}$  will be denoted as  $\text{StationarySP}(\mathcal{M})$ .

*Probability of Runs.* A switching policy  $\pi$  assigns a probability measure to runs in a standard manner. For a finite run  $\tau = p_0, a_0, p_1, \dots, p_n \in \text{Runs}_f(\mathcal{M})$ , the *cylinder set*  $C_\tau$  is the set of all runs  $\rho$  that have  $\tau$  as a prefix. The probability of  $C_\tau$  under  $\pi$  is given by

$$P_\pi(C_\tau) = \prod_{i=0}^{n-1} \pi(\tau[:i])(a_i),$$

where  $\tau[:i]$  is the  $i$  length prefix  $q_0, a_0, q_1, \dots, q_i$ . The probability measure  $P_\pi$  extends to a unique probability on the  $\sigma$ -field generated by the cylinder sets  $\{C_\tau \mid \tau \in \text{Runs}_f(\mathcal{M})\}$ . If  $\pi$  is stationary then  $P_\pi(\rho) \neq 0$  for exactly one run  $\rho$  and in that case  $P_\pi(\rho) = 1$ .

*Safe Policies.* The principal goal of a switching policy is to ensure the safety of the system. We will assume safety is modeled through an *unsafe set*  $\mathcal{B}$ . This unsafe set might represent different types of safety constraints, such as avoiding a region the system must not enter, such as in geofencing scenarios, or ensuring the system never depletes its fuel, and need not be limited to avoiding collisions. Given a plant  $\mathcal{M} = \langle Q, q_0, A, \mathcal{D} \rangle$  and an unsafe set  $\mathcal{B}$ , a run

DISTRIBUTION STATEMENT A. Approved for public release: distribution is unlimited.

$\rho = p_0, a_0, p_1, a_1, \dots$  is said to be *unsafe* if there is an  $i$  such that  $p_i \in \mathcal{B}$ . The set of unsafe runs of  $\mathcal{M}$  with respect to  $\mathcal{B}$  will be denoted as  $\text{Unsafe}(\mathcal{M}, \mathcal{B})$ . The set  $\text{Unsafe}(\mathcal{M}, \mathcal{B})$  is measurable. A policy  $\pi$  will be called *safe* for  $\mathcal{M}$  with respect to  $\mathcal{B}$  if  $P_\pi(\text{Unsafe}(\mathcal{M}, \mathcal{B})) = 0$ . The set of safe policies will be denoted as  $\text{SafeSP}(\mathcal{M}, \mathcal{B})$ .

*Rewards.* A switching policy for an RTA is often designed to meet certain goals that include maximizing a reward or minimizing a cost. For example, the goal of an RTA could be to maximize the use of the untrusted controller, or maximize the time spent by the system in a target region. It may also be to use the safe and untrusted controllers in such a way as to minimize costs like fuel consumption. These can be formally captured in our setup through reward structures. A *reward structure* on a plant  $\mathcal{M} = \langle Q, q_0, A, \mathcal{D} \rangle$  is a pair  $(r, \gamma)$ , where  $r : Q \times A \rightarrow \mathbb{R}$  is the *reward function*, and  $\gamma \in (0, 1)$  (open interval between 0 and 1) is the *discount factor*. A reward structure assigns a reward to every run of  $\mathcal{M}$  as follows. For  $\rho = p_0, a_0, p_1, a_1, \dots \in \text{Runs}(\mathcal{M})$

$$r(\rho) = \sum_i \gamma^i r(p_i, a_i).$$

Because of the discount factor, the above infinite sum converges. The *reward of policy*  $\pi$  is the expected reward of runs based on the probability distribution  $P_\pi$ , i.e.,  $r(\pi) = E_{\rho \sim P_\pi}[r(\rho)]$ . The calculation of a reward becomes simple in the case of a stationary policy; since exactly one run  $\rho$  has non-zero probability under  $\pi$ ,  $r(\pi) = r(\rho)$ , where  $P_\pi(\rho) = 1$ .

*Optimal Policies.* Let us fix a plant  $\mathcal{M} = \langle Q, q_0, A, \mathcal{D} \rangle$ , an unsafe set  $\mathcal{B}$ , and a reward structure  $(r, \gamma)$ . The goal in RTA is to find policies that maximize the reward. Let us define this precisely. The *value* of a plant  $\mathcal{M}$  with respect to  $(r, \gamma)$  is the supremum reward that can be achieved through a policy, i.e.,

$$V(\mathcal{M}, r, \gamma) = \sup_{\pi \in \text{SP}(\mathcal{M})} r(\pi).$$

A switching policy  $\pi$  is *optimum* for  $\mathcal{M}$  and  $(r, \gamma)$  if  $r(\pi) = V(\mathcal{M}, r, \gamma)$ . In general, optimum policies may not exist as the supremum may not be achieved by a policy. In RTA, we will often be interested in restricting our attention to safe policies. The *value* of  $\mathcal{M}$  with respect to  $(r, \gamma)$  and  $\mathcal{B}$  is given by

$$V(\mathcal{M}, r, \gamma, \mathcal{B}) = \sup_{\pi \in \text{SafeSP}(\mathcal{M}, \mathcal{B})} r(\pi).$$

As always, the supremum over an empty set is  $-\infty$ ; thus, when  $\text{SafeSP}(\mathcal{M}, \mathcal{B}) = \emptyset$ ,  $V(\mathcal{M}, r, \gamma, \mathcal{B}) = -\infty$ . Finally an optimal safe policy is  $\pi \in \text{SafeSP}(\mathcal{M}, \mathcal{B})$  such that  $r(\pi) = V(\mathcal{M}, r, \gamma, \mathcal{B})$ . Again an optimal safe policy may not exist.

*The RTA Problem.* The goal of RTA is to find an optimal safe switching policy. Thus as a computational problem it can be phrased as follows. Given a plant  $\mathcal{M}$ , a reward structure  $(r, \gamma)$ , and an unsafe set  $\mathcal{B}$ , find an optimal safe switching policy (if one exists).

DISTRIBUTION STATEMENT A. Approved for public release: distribution is unlimited.

### 3 Synthesizing Safe Policies

In this section we discuss how we might synthesize safe switching policies. We begin by examining standard approaches used in RTA design (Section 3.1) and we identify through examples where they may fall short. We then present our approach to the problem in Section 3.2. Typical approaches to synthesizing optimal control policies like static analysis methods for MDPs or reinforcement learning, synthesize a switching policy that maximizes reward but do not guarantee its safety. Our approach is to change the reward structure so that an optimal policy for the plant in the new reward structure, is an optimal, safe policy in the old reward structure, provided the value of the plant in the new reward structure is non-negative. Our reward shaping approach allows one to use off-the-shelf techniques to synthesize an optimal, safe switching policy for an RTA. Our experiments later rely on using reinforcement learning, which can be applied seamlessly to large unknown state spaces. Our formal model of a plant is deterministic — transitions associated with a state and action, result in a unique next state. However, the reward shaping approach generalizes to other transition structures as well. These are observed at the end of Section 3.2.

#### 3.1 Reachable and Recoverable States

Let us fix a plant  $\mathcal{M} = \langle Q, q_0, A, \mathcal{D} \rangle$  and an unsafe set  $\mathcal{B}$ . In this section, we will assume that the action set  $A$  consists of two actions  $S$  and  $U$ , corresponding to choosing the safe controller and untrusted controller, respectively. Let also assume that our goal is to maximize the use of the untrusted controller as much as possible. This could be captured by a reward structure where every transition of action  $U$  gets some positive reward, while all other transitions have reward 0.

One standard approach to RTA design is to use the *safe set lookahead policy* which is a stationary policy that uses the following decision logic: Choose the untrusted controller as long as the safety obligations are not violated. This policy can be formulated (and generalized) as follows. Let  $P \subseteq Q$  be a set of plant states. A *P-lookahead policy* is a (stationary) switching policy  $\pi_P$  defined as  $\pi_P(q) = U$  if and only if  $\mathcal{D}(q, U) \in P$ . A safe lookahead policy is then simply a  $(Q \setminus \mathcal{B})$ -lookahead policy. Unfortunately, such a policy does not guarantee safety.

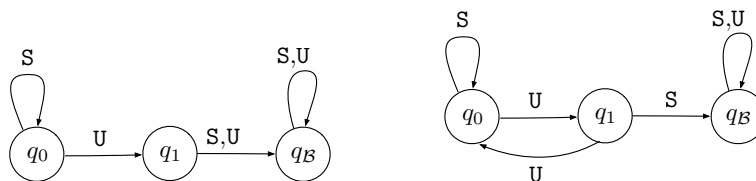


Fig. 2: *Left.* Example showing that the safe lookahead policy can be unsafe. *Right.* Example showing the sub-optimality  $R$ -lookahead policies for a recoverable set  $R$ .

*Example 1.* Consider the plant shown in Fig. 2 (left). It has 3 states with  $q_0$  being the initial state, and  $\{q_B\}$  being the unsafe set of states. The safe controller  $S$

DISTRIBUTION STATEMENT A. Approved for public release: distribution is unlimited.



keeps the plant in state  $q_0$  if chosen in the initial state, and otherwise takes the system to the unsafe state  $q_{\mathcal{B}}$  from all other states. On the other hand, the untrusted controller  $\mathbf{U}$  takes the system to state  $q_1$  from  $q_0$ , and like  $\mathbf{S}$ , takes the system to  $q_{\mathcal{B}}$  from all other states.

A safe lookahead policy would recommend using  $\mathbf{U}$  from  $q_0$  since choosing  $\mathbf{U}$  from  $q_0$  does not violate safety. But this will doom the plant to violate safety in the very next step. A longer lookahead (instead of one step) when deciding whether to choose the untrusted controller is not a solution either — the plant in Fig. 2 (left) can be modified by lengthening the path from  $q_1$  to  $q_{\mathcal{B}}$  that delays the impending doom but does not avoid it.

A  $P$ -lookahead policy can be adapted to ensure safety by choosing an appropriate set for  $P$ . A set  $R \subseteq Q$  will be said to be a *recoverable set* for  $\mathbf{S}$  and unsafe set  $\mathcal{B}$  if the following conditions hold: (a)  $R \cap \mathcal{B} = \emptyset$ , and (b) for all  $q \in R$ ,  $\mathcal{D}(q, \mathbf{S}) \in R$ . In other words, a recoverable set is a safe inductive invariant for the safe controller  $\mathbf{S}$  starting from a state in the recoverable set. It is easy to observe that the arbitrary union of recoverable sets is also recoverable, and so there is a unique largest (w.r.t. the subset relation) recoverable set. It is easy to show that  $P$ -lookahead policy is safe if  $P$  is a recoverable set containing the initial state.

**Proposition 1.** *Let  $\mathcal{M} = \langle Q, q_0, A, \mathcal{D} \rangle$ . If  $R \subseteq Q$  is such that  $q_0 \in R$  and  $R$  is a recoverable set for  $\mathcal{M}$  with respect to unsafe set  $\mathcal{B}$ , then the  $R$ -lookahead policy  $\pi_R$  is safe.*

*Proof.* Fix  $R \subseteq Q$  and let  $\rho = p_0, a_0, p_1, a_1, \dots$  be the unique run corresponding to  $\pi_R$ . We should by induction that  $p_i \in R$  for all  $i$ . For the base case, observe that  $p_0 = q_0 \in R$  by assumption. For the inductive step, assume that  $p_i \in R$ . If  $a_i = \mathbf{U}$  then we know  $\pi_R(p_i) = \mathbf{U}$  and that means  $p_{i+1} = \mathcal{D}(p_i, \mathbf{U}) \in R$ . On the other hand, if  $a_i = \mathbf{S}$ , then by definition of  $R$ ,  $p_{i+1} = \mathcal{D}(p_i, \mathbf{S}) \in R$ . Thus, since  $\rho \notin \text{Unsafe}(\mathcal{M}, \mathcal{B})$ ,  $\pi_R$  is a safe policy.

However  $R$ -lookahead policies may not be optimal as shown below.

*Example 2.* Consider the example plant shown in Fig. 2 (right). There are 3 states with  $q_0$  being the initial state, and the unsafe set  $\mathcal{B} = \{q_{\mathcal{B}}\}$ . It is similar to the plant in Fig. 2 (left) and Example 1 with the only difference being that the action  $\mathbf{U}$  from  $q_1$  takes the plant to state  $q_0$ . Let us consider a reward structure  $(r, \gamma)$  that rewards the use of controller  $\mathbf{U}$ . That is,  $r(q, a) = 1$  if and only if  $a = \mathbf{U}$  and is 0 otherwise.

The only (non-empty) recoverable set for this example is  $R = \{q_0\}$ , since  $\mathcal{D}(q_1, \mathbf{S}) \in \mathcal{B}$ . The  $R$ -lookahead policy  $\pi_R$  chooses  $\mathbf{S}$  at each step, since choosing  $\mathbf{U}$  at state  $q_0$  takes the system out of set  $R$ . While  $\pi_R$  is safe, it has reward 0. On the other hand, the switching policy that chooses  $\mathbf{U}$  at every step is safe and has reward  $1/(1 - \gamma) > 0$ . Therefore,  $\pi_R$  is not optimal.

### 3.2 Reward shaping

As observed in Examples 1 and 2, popular approaches to designing a RTA switching policy may fail to meet either the safety or the optimality conditions that

one may require. The formal model for a plant we have is a special case of a Markov Decision Process (MDP) [44], and so methods that identify an optimal policy for MDPs could be used here, including reinforcement learning. However, these approaches while effective in constructing an optimal policy, do not guarantee picking an optimal *safe* policy. New proposals for adapting reinforcement learning to guarantee safety include approaches involving safety shields [2] (see Section 1.1 for a comparison). Our method outlined here “shapes the reward” or changes the reward structure so that even using vanilla reinforcement learning that ignores the safety constraints will identify an optimal safe policy.

Consider a plant  $\mathcal{M} = \langle Q, q_0, A, \mathcal{D} \rangle$ , and a reward structure  $(r, \gamma)$ . For a subset  $P \subseteq Q$  and  $p \in \mathbb{R}$ , the reward function  $r[P \mapsto p]$  is defined as follows.

$$r[P \mapsto p](q, a) = \begin{cases} r(q, a) & \text{if } q \notin P \\ p & \text{if } q \in P \end{cases}$$

The main observation of this section is a result describing how to change the reward structure to compute the optimal safe policy.

**Theorem 1.** *Let  $\mathcal{M} = \langle Q, q_0, A, \mathcal{D} \rangle$  be a plant with  $|Q| = n$ . Let  $(r, \gamma)$  be a reward structure for  $\mathcal{M}$  such that  $r(q, a) \geq 0$  for all  $(q, a) \in Q \times A$  and let  $r_{\max} = \max_{(q,a) \in Q \times A} r(q, a)$  be the maximum reward on any transition. Let  $\mathcal{B} \subseteq Q$  be the set of unsafe states. Define  $p = -\frac{r_{\max}}{\gamma^n(1-\gamma)}$  and  $r' = r[\mathcal{B} \mapsto p]$ . The following statements are true.*

- (a) *There is a stationary policy  $\pi$  that is optimal for  $\mathcal{M}$  with respect to  $(r', \gamma)$ , i.e.,  $r'(\pi) = V(\mathcal{M}, r', \gamma)$ .*
- (b)  *$\text{SafeSP}(\mathcal{M}, \mathcal{B}) \neq \emptyset$  if and only if  $V(\mathcal{M}, r', \gamma) \geq 0$ .*
- (c) *If  $V(\mathcal{M}, r', \gamma) \geq 0$  and  $\pi$  is an optimal stationary policy for  $\mathcal{M}$  with respect to  $(r', \gamma)$  then  $\pi$  is an optimal safe policy for  $\mathcal{M}$  with respect to  $(r, \gamma)$  and unsafe set  $\mathcal{B}$ .*

*Proof.* Observe that a plant  $\mathcal{M}$  is a special Markov Decision Process (MDP). Since optimal stationary policies always exist for MDPs with discounted rewards (Theorem 6.2.7 of [44]), observation (a) follows immediately.

Next, let us assume that  $\text{SafeSP}(\mathcal{M}, \mathcal{B}) \neq \emptyset$ . Suppose  $\rho$  is a safe run, i.e.,  $\rho \notin \text{Unsafe}(\mathcal{M}, \mathcal{B})$ . Then  $r(\rho) = r'(\rho)$  because for every transition  $(q, a)$  in  $\rho$ ,  $r(q, a) = r'(q, a)$  as  $q \notin \mathcal{B}$ . For any  $\pi \in \text{SafeSP}(\mathcal{M}, \mathcal{B})$ , since  $P_\pi(\text{Unsafe}(\mathcal{M}, \mathcal{B})) = 0$ ,  $r(\pi) = r'(\pi)$ . Finally, as  $r(q, a) \geq 0$  for all  $(q, a) \in Q \times A$ , we have  $0 \leq r(\pi) = r'(\pi) \leq V(\mathcal{M}, r', \gamma)$ . Conversely, suppose  $V(\mathcal{M}, r', \gamma) \geq 0$ . From part (a), there is a stationary policy  $\pi$  such that  $r'(\pi) = V(\mathcal{M}, r', \gamma) \geq 0$ . We will show that  $\pi$  is a safe policy. For contradiction, suppose  $\pi$  is unsafe. Since  $\pi$  is stationary, there is exactly one run  $\rho = p_0, a_0, p_1, a_1, \dots$  such that  $P_\pi(\rho) > 0$ . Our assumption of  $\pi$  being unsafe means that  $\rho$  is unsafe, there is a  $k$  such that  $p_k \in \mathcal{B}$ . Further,

DISTRIBUTION STATEMENT A. Approved for public release: distribution is unlimited.

since  $\pi$  is stationary,  $k < n$ .

$$\begin{aligned}
r(\pi) = r(\rho) &= \sum_{i=0}^{\infty} \gamma^i r(p_i, a_i) = \sum_{i=0}^{k-1} \gamma^i r(q_i, a_i) - \gamma^k \frac{r_{max}}{\gamma^n(1-\gamma)} + \sum_{i=k+1}^{\infty} \gamma^i r(q_i, a_i) \\
&\leq r_{max} \left[ \sum_{i=0}^{k-1} \gamma^i - \frac{\gamma^k}{\gamma^n(1-\gamma)} + \sum_{i=k+1}^{\infty} \gamma^i \right] \leq r_{max} \left[ \sum_{i=0}^{\infty} \gamma^i - \frac{\gamma^k}{\gamma^n(1-\gamma)} \right] \\
&= r_{max} \left[ \frac{1}{1-\gamma} - \frac{\gamma^k}{\gamma^n(1-\gamma)} \right] = \frac{r_{max}}{1-\gamma} \left[ \left( 1 - \frac{\gamma^k}{\gamma^n} \right) \right] < 0.
\end{aligned}$$

The last step is because  $\gamma < 1$  and  $k < n$ . This gives us our desired contradiction, completing our proof of (b).

From the arguments in the previous paragraph, we have if  $V(\mathcal{M}, r', \gamma) \geq 0$  and  $\pi$  is an optimal stationary policy, then  $\pi \in \text{SafeSP}(\mathcal{M}, \mathcal{B})$ . Since  $\pi$  is stationary, the unique run  $\rho$  such that  $P_\pi(\rho) > 0$  must also be safe. Again from observations in the previous paragraph, we have for safe runs  $\rho$ ,  $r(\rho) = r'(\rho)$  which means  $r(\pi) = r'(\pi)$ . We have also observed that for any policy  $\pi' \in \text{SafeSP}(\mathcal{M}, \mathcal{B})$ ,  $r(\pi') = r'(\pi') \leq r'(\pi) = r(\pi)$ ; the observation that  $r'(\pi') \leq r'(\pi)$  follows from the fact that  $\pi$  is optimal for  $(r', \gamma)$ . Thus,  $\pi$  is an optimal safe policy for  $\mathcal{M}$  with respect to  $(r, \gamma)$  and  $\mathcal{B}$ . This completes our proof of (c).

This technique of reward shaping to find an optimal safe policy can be applied to more general models than the plant model considered here.

**Markov Decision Processes** A Markov Decision Process (MDP) is a generalization of the plant model. An MDP  $\mathcal{M}$  is a tuple  $\langle Q, q_0, A, \mathcal{D} \rangle$ , where  $Q$ ,  $q_0$ ,  $A$  are like before the set of (finitely many) states, initial state, and actions, respectively. The transition function  $\mathcal{D}$  is now *probabilistic*. In other words,  $\mathcal{D}$  is a function which on a state-action pair returns a probability distribution on states, i.e.,  $\mathcal{D} : Q \times A \rightarrow \mathbb{P}(Q)$ . Reward structures and unsafe states are like before. The notion of switching policies, the probability space, safe policies, reward of a policy, and the value can be generalized to the setup of MDPs in a natural manner. These formal definitions are skipped; the reader is directed to [44]. The goal once again is to find the best safe policy. The reward used in Theorem 1 needs to be modified slightly to get a result similar to Theorem 1. For a reward  $r$ , let  $r'$  be the reward function given by

$$r' = r[\mathcal{B} \mapsto -\frac{r_{max}}{p\gamma^n(1-\gamma)}]$$

where  $p$  is the least probability of a path of length  $n$  in  $\mathcal{M}$ . In the worst case, we can estimate  $p$  as  $p \geq b^n$ , where  $b$  is the smallest non-zero probability of any transition. Theorem 1 goes through for this  $r'$ . The proof is almost the same. The crucial observation that enables the proof is that an MDP  $\mathcal{M}$  with reward structure  $(r', \gamma)$ , has an optimal stationary strategy which is established in Theorem 6.2.7 of [44].

DISTRIBUTION STATEMENT A. Approved for public release: distribution is unlimited.

## 4 Experimental Evaluation

### 4.1 Scenarios for evaluating RTA systems

In this section, we describe a sequence of increasingly complex RTA problems that are used for our experimental evaluations. A scenario is described by at least two agents with some dynamics, with the unsafe sets defined in terms of the agents' separation distance. We focus on the RTA system deployed on one of the agents, the *follower*, which is responsible for maintaining safety by switching between the safety and untrusted controllers. Agent dynamics are described using differential equations, which is the standard setup for control systems. Computer implementation of these models can be seen as systems with discrete transitions in a continuous state space, which satisfies our definition of a plant. Such implementations are commonly used to approximate real-world dynamics.

Table 2: Comparison of the complexity of the experimental scenarios. Simulation D.O.F: The number of degrees of freedom necessary to describe the scenario. Control dimension: the dimension of the inputs generated by the controllers in the scenario. Dynamic unsafe sets: The number of unsafe regions that must be avoided. Layer size: number of hidden units in each layer of the trained network for the RLRTA. Model parameters: Total number of trainable parameters for the RLRTA used in the scenario.

| Scenario | Simulation D.O.F. | Control Dimension | Dynamic Unsafe Sets | Layer Size | Model Parameters |
|----------|-------------------|-------------------|---------------------|------------|------------------|
| Acc      | 4                 | 1                 | 1                   | 512        | 532,995          |
| Dubins   | 12                | 2                 | 1                   | 1024       | 2,141,187        |
| Dubins+O | 15                | 2                 | 1                   | 512        | 547,331          |
| Air      | 21                | 3                 | 1                   | 512        | 644,611          |
| Fleet    | 30                | 8                 | 5                   | 512        | 645,649          |

*Adaptive Cruise Control (Acc)*. This scenario involves a leader vehicle moving at constant speed and a follower trying to maintain a safe separation. Similar ACC models have been studied elsewhere [25,39,18,27]. An engineer using RTA could test an experimental ACC controller ( $\mathbf{U}$ ) while using a well-tested or legacy design as the safety controller. In our model, both vehicles have double-integrator dynamics. The state of the leader ( $\ell$ ) is given by  $q^\ell = [x^\ell, v^\ell]^\top$ , where  $x^\ell$  is the position and  $v^\ell$  is the velocity. The state of the follower is  $q = [x, v]^\top$ . The leader moves with some constant speed and the follower can apply an acceleration  $a \in [-a_{\max}, a_{\max}]$  ( $a_{\max} > 0$ ) as chosen by either of the controllers. Both the untrusted and safety controllers try to track a point at a distance  $d$  behind the leader, but they use different strategies: The untrusted controller is a simple bang-bang controller that applies maximum acceleration  $u_{\mathbf{U}}$  if it is behind the goal and maximum deceleration otherwise. The safety controller applies

DISTRIBUTION STATEMENT A. Approved for public release: distribution is unlimited.

acceleration  $u_S$  proportional to the positional and velocity errors:

$$u_U(q, q^\ell) = \begin{cases} -a_{\max} & x > x^\ell - d \\ a_{\max} & x \leq x^\ell - d \end{cases} \quad \text{and} \quad u_S(q, q^\ell) = [k_1 \ k_2] \begin{bmatrix} (x^\ell - d) - x \\ v^\ell - v \end{bmatrix},$$

where  $k_1$  and  $k_2$  are some positive gains. A safety violation occurs if the follower is within a distance  $c < d$  of the leader; that is, the unsafe set  $\mathcal{B} = \{q \mid x \in \text{Ball}_c(x^\ell)\}$ , where  $\text{Ball}_c(x^\ell)$  is the ball of radius  $c$  centered at the leader.

*Dubin's Vehicle (Dubins).* In this scenario, both the leader and the follower vehicles follow nonlinear Dubins dynamics. This setup is used to study platooning protocols for ground and air vehicles [48,21,22,24,54]. The leader's state is given by the  $xy$ -position  $(x^\ell, y^\ell)$ , the heading  $\psi^\ell$ , and the speed  $v^\ell$ . The leader moves in different circular paths defined by the radius  $r$  and the speed. The follower's state is  $q = [x, y, \psi, v]^\top$ . The control input for the follower is  $u = [\omega, a]^\top$ , where  $\omega$  is the heading rate and  $a$  is the acceleration. It tries to track some state "behind" the leader defined as  $[x^\ell - d \cos \psi^\ell, y^\ell - d \sin \psi^\ell, \psi^\ell, v^\ell]$ ,  $d > 0$ . The untrusted controller (U), adapted from previous studies [26,35], implements a Lyapunov-based feedback controller and the safety controller (S) is similar to U except that it does not accelerate to catch-up. Again, the goal of the RTA is to switch between the two controllers to prevent the follower from entering  $\text{Ball}_c(x^\ell)$ .

*Dubins with Obstacles (Dubins+O).* This scenario is the same as Dubins except that there is a rectangular obstacle in the follower's path, and the safety controller (S), when activated, tracks a different reference point in order to avoid collision with the obstacles. The unsafe set, accordingly, includes both collision with the leader and the obstacles.

*Ground and Air Collision Avoidance (Air).* The leader and the wingman fly through 3D space with multiple ground and building obstacles. The six dimensional state of the leader is  $q^\ell = [x^\ell, y^\ell, z^\ell, \psi^\ell, \gamma^\ell, v^\ell]^\top$ , where  $z^\ell$  is the altitude and  $\gamma^\ell$  is the pitch. The leader follows certain circular or elliptical orbits in space. Dynamics are given in the Appendix.

The input for the follower is  $u = [\omega, \Gamma, a]^\top$ , where  $\omega$  is the heading rate,  $\Gamma$  is the pitch rate, and  $a$  is the acceleration. The follower attempts to track a reference point that is  $d$ -behind and  $\delta$ -below the leader. The untrusted controller is similar to the ones used in Dubins except that it now includes a  $\Gamma$ -component:

$$u_U(q, q^\ell) = \begin{bmatrix} \omega \\ \Gamma \\ a^c \end{bmatrix} = \begin{bmatrix} \omega^\ell + v^\ell(k_1 \varepsilon_y + k_2 \sin(\psi^\ell - \psi)) \\ k_4(\gamma^{\text{ref}} - \gamma) \\ k_3(v^\ell - v) \end{bmatrix}, \quad (1)$$

where  $\varepsilon_y$  is the  $y$ -error,  $\omega^{\text{ref}}$  is the heading rate of the leader, and  $\gamma^{\text{ref}}$  is the angle from the follower's current position to the reference point. The safety controller is similar to the untrusted controller, but it instead tracks the state

DISTRIBUTION STATEMENT A. Approved for public release: distribution is unlimited.

$[x^\ell - d \cos \psi^\ell, y^\ell - d \sin \psi^\ell, z^\ell, \psi^\ell, \gamma^\ell, v^\ell]$  and, similar to the Dubins and Dubins+O safety controllers, sets the acceleration to 0. Once again, The goal of the RTA is to switch between the untrusted and safety controllers such that the follower does not collide with the leader or any of the  $n$  polytopic obstacles. An example of Aircraft can be seen in Fig. 3.

*Multi-agent Dubins (Fleet)*. The final scenario is a generalization of the Dubins+O scenario in which the single wingman agent is replaced by a group of four follower aircraft. The followers' tracking points are set in a V pattern, with the safety controller tracking a point farther away from the leader. For each agent, the unsafe set consists of the ball around the leader, the ball around each other agent, and the obstacles. Here, the RTA is a single centralized<sup>1</sup> decision-making module that determines the switching logic of all the agents simultaneously.

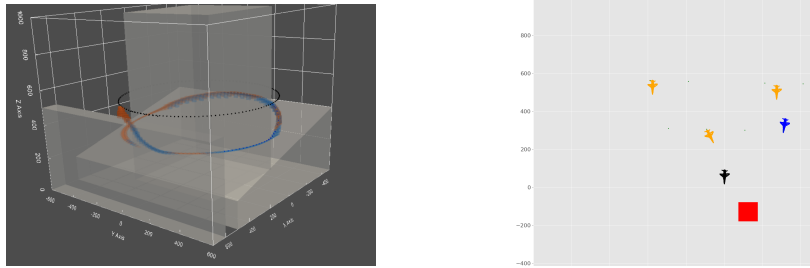


Fig. 3: *Left*. An example Air scenario execution. Leader trajectories (back dots), follower's reachable states (red/blue), and obstacles (gray). *Right*. An example Fleet scenario. Leader (black) followed by four followers (blue/orange) with an obstacle (red).

## 4.2 RTA Implementations

*ReachRTA and SimRTA (Baselines)*. In Section 3.1, we discussed two popular approaches for implementing RTAs based on lookaheads. The exact current state  $q$  of the system is usually not available for computing the lookahead. Instead, a state estimator gives a set of states  $\hat{Q} \subseteq Q$  (or a mean estimate plus error) based on sensor data. The lookahead computation  $\mathcal{D}(\hat{Q})$  propagates this set and checks intersections with a set  $P$ . For a longer lookahead time  $T$ , the intersection with  $P$  is checked with the reachable states  $Reach^U(\hat{Q}, T)$  from  $\hat{Q}$ . We will use two implementations of this lookahead strategy: (a) *ReachRTA* uses the Verse library [38] for over-approximating the reachable sets, and (b) *SimRTA* uses simulations from  $\hat{Q}$  to estimate the reachable sets. The latter is lightweight but does not give an over-approximation of the reachable sets. As discussed in Section 3.1, using a recoverable set for the set  $P$  guarantees safety but not optimality, and using the safe set  $Q \setminus \mathcal{B}$  does not even guarantee safety. In general,

<sup>1</sup> Decentralized RTA strategies can also be developed in our framework and this will be the subject of future works.

computing the recoverable set can be hard, and we use the safe set; however, for the Acc scenarios, we have been able to compute an analytical solution for the recoverable set, and that is what we use in the experiments.

*RLRTA.* In order to train the RLRTA, we used the SafeRL reinforcement learning framework [47], an extension of OpenAI gym [12], to gather observation-action pairs. Episodes lasted either for a fixed number of time steps (150 steps for the Acc scenario, and 400 for the others) or until the a safety constraint was violated. The Ray reinforcement learning library was then used to train models based on the observations-action pairs using proximal policy optimization (PPO) [52].

The models are neural nets consisting of two fully connected hidden layers with 512 units each, except for the Dubins example which required 1024 units to achieve a safe policy. The models were trained for 20 training iterations, each consisting of a batch of 200,000 simulation time steps. The models were then evaluated after each training iteration, and from the safe models, the model that performed best at the objective was selected. Four learning hyperparameters were optimized using Ray’s hyperparameter tuner, yielding values of 0.995 for  $\lambda$  and  $\gamma$ , 150 for the number of gradient descent iterations per training step, and 75 for the minibatch size. Models were trained with two types of reward functions. In the first, a reward of 1 was given in each time step that the unverified controller was used. In the second, a reward of 1 was given when the agent was in a specified rejoin region. We use the reward shaping strategy from Proposition 2 to generate the penalty for violating safety constraints<sup>2</sup>. We replace the parameter  $n$  with  $T_{max}$ , the maximum number of time steps in a given episode.

### 4.3 Effectiveness and Scalability

We compare several RTA strategies across three variations of the single agent scenarios of Section 4.1, created by altering the relative initial position and velocity of the follower. These experiments were run on a 2.4 GHz Quad-Core Intel i5 processor with 8 GB RAM. Variation 1 is the variation that RLRTA was trained on; Variations 2 and 3 make the initial conditions of the follower different from the training scenarios. For each RTA and scenario, we report (a) the average running time (RT) of the RTA switch decision in milliseconds, (b) the percentage of time the untrusted controller is used  $U\%$  over the entire run, and (c) the minimum time to collision (TTC) as a measure of safety [41] with the unsafe set  $\mathcal{B}$  over the whole run. A negative TTC indicates violation of safety. The results are reported in Table 4.

*Safety violations are possible but rare.* First, even in the safe scenarios, the TTC is small. This is because these scenarios were constructed to allow the follower to track the leader up-close and at relatively high speeds. Second, it is common to find scenarios where SimRTA and ReachRTA violate safety. This is not surprising given Example 1, and these scenarios give concrete and more

<sup>2</sup> Having an explicit form for the necessary penalty is of great value (e.g., in determining the necessary data type to use in training).

realistic instantiations. RLRTA is always safe in these scenarios, even though the varied initial conditions were not part of the training set.

*RLRTA can improve utilization of the untrusted controller over ReachRTA and SimRTA, often by more than 50%.* The improvements are more drastic from ReachRTA, which is considered to be state-of-the-art with regards to safety. These results illustrate that our approach addresses the well-known conservativeness problem of RTAs. In the Dubins+O and Fleet scenarios, the ReachRTA was able to achieve higher utilization, indicating that, in those cases, the training of RLRTA yielded a safe, but not optimal, policy, indicating that improvements to the training process and model definition are possible. The improvements in Acc are larger than the improvements in the other scenarios as the reachable set computation is more conservative with respect to the unsafe sets than in the other scenarios.

*Running time increases with plant dimension, but RLRTA scales best.* The plant models for Acc, Dubins, and Aircraft are 4-, 8-, and 12-dimensional, respectively. For a given scenario, RLRTA is generally faster than ReachRTA, and it can be 40 times faster for large models. At runtime, RLRTA switching policy  $\pi$  involves running inference on a neural network, whereas ReachRTA involves computing the reachable states of a nonlinear model. As such, the runtime of RLRTA increases as the required complexity of the policy increases, which is not necessarily correlated with increased scenario complexity.

Table 3: Running time (RT), time to collision (TTC) with unsafe set  $\mathcal{B}$ , and untrusted controller usage (U%) for different RTA strategies and across scenarios.

|          |       | SimRTA  |          |       | ReachRTA |                     |       | RLRTA   |          |       |
|----------|-------|---------|----------|-------|----------|---------------------|-------|---------|----------|-------|
|          |       | RT (ms) | TTC (ms) | U%    | RT (ms)  | TTC (ms)            | U%    | RT (ms) | TTC (ms) | U%    |
| Acc      | Var 1 | 0.92    | 335      | 69.79 | 4.88     | 123                 | 12.08 | 3.58    | 680      | 54.3  |
|          | Var 2 | 0.96    | -82      | 65.77 | 10.99    | -19x10 <sup>3</sup> | 14.76 | 3.71    | 617      | 64.9  |
|          | Var 3 | 0.90    | -576     | 67.11 | 8.35     | 617                 | 18.79 | 3.85    | 630      | 72.2  |
| Dubins   | Var 1 | 6.84    | 122      | 69    | 39.91    | 153                 | 35.58 | 3.33    | 86       | 53.3  |
|          | Var 2 | 7.07    | 111      | 67    | 37.54    | 154                 | 19.93 | 3.35    | 90       | 49.0  |
|          | Var 3 | 7.24    | 115      | 65    | 37.95    | 179                 | 23.92 | 3.63    | 104      | 48.3  |
| Dubins+O | Var 1 | 26.72   | 47       | 51.62 | 97.20    | 32                  | 77.87 | 3.37    | 194      | 52.75 |
|          | Var 2 | 27.60   | 62       | 51.32 | 93.11    | 76                  | 76.40 | 3.70    | 179      | 48.8  |
|          | Var 3 | 28.17   | 34       | 51.62 | 91.53    | 40                  | 76.40 | 3.38    | 208      | 54.0  |
| Air      | Var 1 | 361     | 373      | 66.15 | 192.84   | 506                 | 64.61 | 3.78    | 639      | 89.0  |
|          | Var 2 | 375     | 373      | 66.15 | 178.46   | 482                 | 64.61 | 3.28    | 647      | 86    |
|          | Var 3 | 362     | 374      | 66.15 | 183.78   | 530                 | 66.15 | 3.31    | 667      | 88.8  |
| Fleet    | Var 1 |         |          |       | 876      | 0.95                | 53.8  | 6.24    | 212      | 46.7  |

#### 4.4 Different Rewards and Goals

Our reward shaping approach for RTA enables us to start with different rewards, say  $r_1$  and  $r_2$ , on the same plant model  $\mathcal{M}$ , and shape them both to make the optimal policies safe. This enables designers to play with different control objectives and goals and apply the same method for uniformly achieving safety.

DISTRIBUTION STATEMENT A. Approved for public release: distribution is unlimited.



We report on experiments with two different rewards: (a)  $r$ , which is a baseline reward that rewards staying within a zone around the reference point (behind the leader), and (b)  $r_U$ , which rewards using the untrusted controlled U. We test the learned switching policies in 100 scenarios with randomized parameters. The results from the RLRTA trained using these two different rewards is compared to the baseline results from ReachRTA. The following metrics are collected and averaged over the 100 trials run: (a)  $U\%$ , as before, is the percentage of time the untrusted controller is used; (b) Mean dist is the mean distance of the follower to leader (or the closest aircraft, in the multi-agent case); and (c) Fail% is the percentage of scenarios where safety is violated.

In the multi-agent case, reward  $r$  RTA yielded slightly higher utilization than the  $r_{UC}$  RTA. Similar behavior occurred in the Dubins+O scenario, where there was little difference between the utilization achieved by the different RTAs. This indicates that little optimization of the rewards was possible in these scenarios and that the learned policy is almost entirely determined by the safety requirement, allowing ReachRTA to outperform it on these tasks.

Table 4: Running time, safety violations, and untrusted controller usage for different RTA strategies and across scenarios.

| Scenario | Reward | RLRTA |           |       | ReachRTA |           |       |
|----------|--------|-------|-----------|-------|----------|-----------|-------|
|          |        | $U\%$ | Mean dist | Fail% | $U\%$    | Mean dist | Fail% |
| Acc      | $r_U$  | 65.3  | 12.3      | 0     | 19.5     | 19.5      | 0     |
|          | $r$    | 5.6   | 11.6      | 0     |          |           |       |
| Dubins   | $r_U$  | 56.6  | 176.9     | 0     | 7.44     | 99.00     | 0     |
|          | $r$    | 13.3  | 222.8     | 0     |          |           |       |
| Dubins+O | $r_U$  | 52.5  | 376.6     | 0     | 77.86    | 338.55    | 0     |
|          | $r$    | 48.2  | 372.7     | 0     |          |           |       |
| Aircraft | $r_U$  | 89.0  | 391.1     | 0     | 48.07    | 651.22    | 0     |
|          | $r$    | 59.5  | 387.5     | 0     |          |           |       |
| Fleet    | $r_U$  | 46.8  | 275.6     | 0     | 53.8     | 404.2     | 0     |
|          | $r$    | 47.2  | 275.8     | 0     |          |           |       |

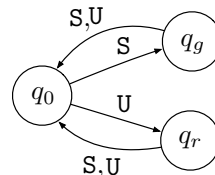
## 5 Conclusion and Discussions

In this paper we presented a novel formulation of the RTA problem, namely, as a problem of identifying a policy that maximizes certain rewards (like the use of the untrusted controller) while guaranteeing safety of the system. We showed how this problem can be reduced to synthesizing policies that are optimal with respect to only one objective function through reward shaping. The reduction allows one to use scalable techniques like reinforcement learning that are *model-free* to solve the RTA problem. This approach overcomes weaknesses of traditional approaches to solving the RTA problem that may either fail to guarantee safety or not be optimal. We have implemented the reward shaping-based RTA design procedure using SafeRL and OpenAI gym frameworks, and our experiments show that this RLRTA can indeed find safe switching policies in complex scenarios. In most scenarios, RLRTA improves the utilization of the

untrusted controller significantly over reachability-based RTAs. These results show promise and suggest new directions for research for finding reward shaping strategies for other hard constraints (like reachability) in RTA systems.

While safety is an important requirement, it is not the only type of hard constraint that a RTA switching policy may need to satisfy. For example, we require the switching policy to reach a certain goal state while optimizing certain rewards. Or perhaps, we may require the RTA to ensure that a goal state is reached while avoiding some unsafe states, and at the same time maximize the use of the untrusted controller. In general, the RTA problem demands finding an optimal switching policy (like the one that uses the untrusted controller the most) from amongst those that satisfy a logical property perhaps expressed in some temporal logic. Solving this more general problem is unfortunately challenging.

To illustrate this point, consider the plant  $\mathcal{M}$  shown on the right. It has three states — the initial state  $q_0$ , a goal state  $q_g$  and a reward state  $q_r$ . The safe controller  $\mathbf{S}$  takes  $\mathcal{M}$  from  $q_0$  to  $q_g$ , and brings it back to  $q_0$  from both  $q_r$  and  $q_g$ . On the other hand, the untrusted controller  $\mathbf{U}$  takes  $\mathcal{M}$  from  $q_0$  to  $q_r$  and brings it back to  $q_0$  from both  $q_r$  and  $q_g$ . Consider a reward structure  $(r, \gamma)$ , where  $r(q, a) = 1$  if  $q = q_r$



and is 0 otherwise; in other words, reaching  $q_r$  gives a reward and nothing else. Suppose our goal is to find a policy, from amongst those that reach goal state  $q_g$ , that maximizes the reward earned. Observe that for every  $k$ , there is a policy that surely reaches  $q_g$  and earns reward  $\frac{1}{1-\gamma} - \gamma^{2k}$  — choose  $\mathbf{U}$  for the first  $2k$  steps (i.e., go from  $q_0$  to  $q_r$  and back  $k$  times), then choose  $\mathbf{S}$ , and afterwards choose  $\mathbf{U}$  for the rest of the steps. Notice that these policies while deterministic, are not stationary. In fact, stationary policies that guarantee reaching  $q_g$  (like choosing  $\mathbf{S}$  always) earn reward 0.

Using  $\text{ReachSP}(\mathcal{M}, \{q_g\})$  to denote the set of all switching policies that guarantee reaching the goal state  $q_g$ , we can observe that

$$\forall k. \frac{1}{1-\gamma} - \gamma^{2k} \leq \sup_{\pi \in \text{ReachSP}} r(\pi) \quad \text{and} \quad \sup_{\pi \in \text{ReachSP}} r(\pi) \leq \frac{1}{1-\gamma}.$$

This means that  $\sup_{\pi \in \text{ReachSP}} r(\pi) = \frac{1}{1-\gamma} = v$ . But there is no switching policy that achieves this supremum value  $v$ ! Thus, there is no optimal scheduler that guarantees the reachability objective. We have already seen that for every  $\epsilon$ , there is a policy that guarantees visiting  $q_g$  and has reward  $\frac{1}{1-\gamma} - \epsilon$ . The policy described uses memory but is deterministic. One can show that we can also come up with a memoryless, but randomized policy that is  $\epsilon$ -optimal; the policy picks  $\mathbf{S}$  or  $\mathbf{U}$  from  $q_0$  based on a distribution defined based on  $\epsilon$ . The existence of memoryless, randomized policies that are  $\epsilon$ -optimal can be proved for any plant and regular property. How one can automatically design such a policy is an open problem for future investigation.

DISTRIBUTION STATEMENT A. Approved for public release: distribution is unlimited.

## References

1. Aiello, A., Berryman, J., Grohs, J., Schierman, J.: Run-time assurance for advanced flight-critical control systems. In: Proc. AIAA Guidance, Navigation, and Control Conference, AIAA 2010-8041, Toronto, Ontario Canada, Aug., 2010
2. Alshiekh, M., Bloem, R., Ehlers, R., Könighofer, B., Niekum, S., Topcu, U.: Safe reinforcement learning via shielding. In: Proceedings of the AAAI Conference on Artificial Intelligence. vol. 32 (2018)
3. Alur, R., Bansal, S., Bastani, O., Jothimurugan, K.: A framework for transforming specifications in reinforcement learning. Springer Festschrift in honor of Prof. Tom Henzinger (October 2021). <https://doi.org/10.48550/arXiv.2111.00272>, <https://arxiv.org/abs/2111.00272v3>
4. Ames, A.D., Coogan, S., Egerstedt, M., Notomista, G., Sreenath, K., Tabuada, P.: Control barrier functions: Theory and applications. In: 2019 18th European control conference (ECC). pp. 3420–3431. IEEE (2019)
5. Bak, S., Chivukula, D.K., Adekunle, O., Sun, M., Caccamo, M., Sha, L.: The system-level simplex architecture for improved real-time embedded system safety. In: 2009 15th IEEE Real-Time and Embedded Technology and Applications Symposium. pp. 99–107. IEEE (2009)
6. Bak, S., Huang, Z., Abad, F.A.T., Caccamo, M.: Safety and progress for distributed cyber-physical systems with unreliable communication. ACM Trans. Embed. Comput. Syst. **14**(4) (sep 2015). <https://doi.org/10.1145/2739046>
7. Bak, S., Huang, Z., Abad, F.A.T., Caccamo, M.: Safety and progress for distributed cyber-physical systems with unreliable communication. ACM Trans. Embed. Comput. Syst. **14**(4), 76:1–76:22 (2015). <https://doi.org/10.1145/2739046>, <https://doi.org/10.1145/2739046>
8. Bak, S., Manamcheri, K., Mitra, S., Caccamo, M.: Sandboxing controllers for cyber-physical systems. In: 2011 IEEE/ACM International Conference on Cyber-Physical Systems, ICCPS 2011, Chicago, Illinois, USA, 12-14 April, 2011. pp. 3–12. IEEE Computer Society (2011). <https://doi.org/10.1109/ICCPS.2011.25>, <https://doi.org/10.1109/ICCPS.2011.25>
9. Bak, S., Manamcheri, K., Mitra, S., Caccamo, M.: Sandboxing controllers for cyber-physical systems. In: 2011 IEEE/ACM Second International Conference on Cyber-Physical Systems. pp. 3–12. IEEE (2011)
10. Balakrishnan, A., Jaksic, S., Aguilar, E., Nickovic, D., Deshmukh, J.: Model-free reinforcement learning for symbolic automata-encoded objectives. In: Proceedings of the ACM International Conference on Hybrid Systems: Computation and Control. pp. 26:1–26:2 (2022)
11. Bozkurt, A.K., Wang, Y., Zavlanos, M.M., Pajic, M.: Control synthesis from linear temporal logic specifications using model-free reinforcement learning. In: 2020 IEEE International Conference on Robotics and Automation (ICRA). pp. 10349–10355. IEEE (2020)
12. Brockman, G., Cheung, V., Pettersson, L., Schneider, J., Schulman, J., Tang, J., Zaremba, W.: Openai gym (2016), <http://arxiv.org/abs/1606.01540>, cite arxiv:1606.01540
13. Brunke, L., Greeff, M., Hall, A.W., Yuan, Z., Zhou, S., Panerati, J., Schoellig, A.P.: Safe learning in robotics: From learning-based control to safe reinforcement learning. Annual Review of Control, Robotics, and Autonomous Systems **5**(1), 411–444 (2022). <https://doi.org/10.1146/annurev-control-042920-020211>, <https://doi.org/10.1146/annurev-control-042920-020211>

DISTRIBUTION STATEMENT A. Approved for public release: distribution is unlimited.

14. Carr, S., Jansen, N., Junges, S., Topcu, U.: Safe reinforcement learning via shielding under partial observability (2022)
15. Clark, M., Koutsoukos, X., Kumar, R., Lee, I., Pappas, G., Pike, L., Porter, J., Sokolsky, O.: Study on run time assurance for complex cyber physical systems. Tech. Rep. ADA585474, Air Force Research Lab (April 2013), available at <https://leepike.github.io/pubs/RTA-CPS.pdf>
16. Cofer, D., Amundson, I., Sattigeri, R., Passi, A., Boggs, C., Smith, E., Gilham, L., Byun, T., Rayadurgam, S.: Run-time assurance for learning-based aircraft taxiing. In: Digital Avionics Systems Conference (October 2020)
17. Cofer, D., Sattigeri, R., Amundson, I., Babar, J., Hasan, S., Smith, E., Nukala, K., Osipychev, D., Moser, M., Paunicka, J., Margineantu, D., Timmerman, L., Stringfield, J.: Flight test of a collision avoidance neural network with run-time assurance. In: Digital Avionics Systems Conference (September 2022)
18. Dai, S., Koutsoukos, X.: Safety analysis of integrated adaptive cruise control and lane keeping control using discrete-time models of port-hamiltonian systems. In: 2017 American Control Conference (ACC). pp. 2980–2985 (2017). <https://doi.org/10.23919/ACC.2017.7963404>
19. Desai, A., Ghosh, S., Seshia, S.A., Shankar, N., Tiwari, A.: Soter: A run-time assurance framework for programming safe robotics systems. In: 2019 49th Annual IEEE/IFIP International Conference on Dependable Systems and Networks (DSN). pp. 138–150. IEEE Computer Society, Los Alamitos, CA, USA (jun 2019). <https://doi.org/10.1109/DSN.2019.00027>, <https://doi.ieeecomputersociety.org/10.1109/DSN.2019.00027>
20. Du, P., Huang, Z., Liu, T., Ji, T., Xu, K., Gao, Q., Sibai, H., Driggs-Campbell, K.R., Mitra, S.: Online monitoring for safe pedestrian-vehicle interactions. In: 23rd IEEE International Conference on Intelligent Transportation Systems, ITSC 2020, Rhodes, Greece, September 20-23, 2020. pp. 1–8. IEEE (2020). <https://doi.org/10.1109/ITSC45102.2020.9294366>, <https://doi.org/10.1109/ITSC45102.2020.9294366>
21. Dunlap, K.: Run Time Assurance for Intelligent Aerospace Control Systems. Ph.D. thesis, University of Cincinnati (2022)
22. Dunlap, K., Hibbard, M., Mote, M., Hobbs, K.: Comparing run time assurance approaches for safe spacecraft docking. IEEE Control Systems Letters **6**, 1849–1854 (2021)
23. Dunlap, K., Hibbard, M., Mote, M., Hobbs, K.: Comparing run time assurance approaches for safe spacecraft docking. IEEE Control. Syst. Lett. **6**, 1849–1854 (2022). <https://doi.org/10.1109/LCSYS.2021.3135260>, <https://doi.org/10.1109/LCSYS.2021.3135260>
24. Eller, B., Stanfill, P., Turner, R., Whitcomb, S., Swihart, D., Burns, A., Hobbs, K.: Test and evaluation of a modified f-16 analog flight control computer. In: AIAA Infotech@ Aerospace (I@A) Conference. p. 4726 (2013)
25. Fainekos, G.E., Sankaranarayanan, S., Ueda, K., Yazarel, H.: Verification of automotive control applications using S-TaLiRo. In: American Control Conference (ACC), 2012. pp. 3567–3572. IEEE (2012)
26. Fan, C., Miller, K., Mitra, S.: Fast and guaranteed safe controller synthesis for nonlinear vehicle models. In: International Conference on Computer Aided Verification. pp. 629–652. Springer (2020)
27. Fan, C., Qi, B., Mitra, S.: Data-driven formal reasoning and their applications in safety analysis of vehicle autonomy features. IEEE Design & Test **35**(3), 31–38 (2018). <https://doi.org/10.1109/MDAT.2018.2799804>, <https://doi.org/10.1109/MDAT.2018.2799804>

DISTRIBUTION STATEMENT A. Approved for public release: distribution is unlimited.

28. García, J., Fernández, F.: A comprehensive survey on safe reinforcement learning. *J. Mach. Learn. Res.* **16**, 1437–1480 (2015), <http://dblp.uni-trier.de/db/journals/jmlr/jmlr16.html#GarciaF15>
29. Gurriet, T., Mote, M., Ames, A.D., Feron, E.: An online approach to active set invariance. In: 2018 IEEE Conference on Decision and Control (CDC). pp. 3592–3599. IEEE (2018)
30. Hahn, E.M., Perez, M., Schewe, S., Somenzi, F., Trivedi, A., Wojtczak, D.: Omega-regular objectives in model-free reinforcement learning. In: Tools and Algorithms for the Construction and Analysis of Systems: 25th International Conference, TACAS 2019, Held as Part of the European Joint Conferences on Theory and Practice of Software, ETAPS 2019, Prague, Czech Republic, April 6–11, 2019, Proceedings, Part I. pp. 395–412. Springer (2019)
31. Hasanbeig, M., Kantaros, Y., Abate, A., Kroening, D., Pappas, G.J., Lee, I.: Reinforcement learning for temporal logic control synthesis with probabilistic satisfaction guarantees. In: 2019 IEEE 58th conference on decision and control (CDC). pp. 5338–5343. IEEE (2019)
32. Hibbard, M., Topcu, U., Hobbs, K.: Guaranteeing safety via active-set invariance filters for multi-agent space systems with coupled dynamics. In: 2022 American Control Conference (ACC). pp. 430–436. IEEE (2022)
33. Hobbs, K., Heidlauf, P., Collins, A., Bak, S.: Space debris collision detection using reachability. In: ARCH@ ADHS. pp. 218–228 (2018)
34. Hobbs, K., Mote, M.L., Abate, M., Coogan, S.D., Feron, E.: Run time assurance for safety-critical systems: An introduction to safety filtering approaches for complex control systems. ArXiv [abs/2110.03506](https://arxiv.org/abs/2110.03506) (2021)
35. Kanayama, Y., Kimura, Y., Miyazaki, F., Noguchi, T.: A stable tracking control method for an autonomous mobile robot. In: Proceedings., IEEE International Conference on Robotics and Automation. pp. 384–389. IEEE (1990)
36. Könighofer, B., Lorber, F., Jansen, N., Bloem, R.: Shield synthesis for reinforcement learning. In: Leveraging Applications of Formal Methods, Verification and Validation: Verification Principles: 9th International Symposium on Leveraging Applications of Formal Methods, ISoLA 2020, Rhodes, Greece, October 20–30, 2020, Proceedings, Part I 9. pp. 290–306. Springer (2020)
37. Lavaei, A., Somenzi, F., Soudjani, S., Trivedi, A., Zamani, M.: Formal controller synthesis for continuous-space mdps via model-free reinforcement learning. In: Proceedings of the International Conference on Cyber-Physical Systems. pp. 98–107 (2020)
38. Li, Y., Zhu, H., Braught, K., Shen, K., Mitra, S.: Verse: A python library for reasoning about multi-agent hybrid system scenarios. CoRR [abs/2301.08714](https://arxiv.org/abs/2301.08714) (2023), <https://github.com/AutoVerse-ai/Verse-library>
39. Loos, S.M., Platzer, A., Nistor, L.: Adaptive cruise control: Hybrid, distributed, and now formally verified. In: FM 2011: Formal Methods - 17th International Symposium on Formal Methods, Limerick, Ireland, June 20–24, 2011. Proceedings. pp. 42–56 (2011). [https://doi.org/10.1007/978-3-642-21437-0\\_6](https://doi.org/10.1007/978-3-642-21437-0_6), [https://doi.org/10.1007/978-3-642-21437-0\\_6](https://doi.org/10.1007/978-3-642-21437-0_6)
40. Mehmood, U., Sheikhi, S., Bak, S., Smolka, S.A., Stoller, S.D.: The black-box simplex architecture for runtime assurance of autonomous CPS. In: NASA Formal Methods - 14th International Symposium, NFM 2022, Pasadena, CA, USA, May 24–27, 2022, Proceedings. pp. 231–250 (2022). [https://doi.org/10.1007/978-3-031-06773-0\\_12](https://doi.org/10.1007/978-3-031-06773-0_12), [https://doi.org/10.1007/978-3-031-06773-0\\_12](https://doi.org/10.1007/978-3-031-06773-0_12)
41. Minderhoud, M.M., Bovy, P.H.: Extended time-to-collision measures for road traffic safety assessment. *Accident Analysis & Prevention* **33**(1), 89–97 (2001)

DISTRIBUTION STATEMENT A. Approved for public release: distribution is unlimited.

42. Mote, M.L., Hays, C.W., Collins, A., Feron, E., Hobbs, K.L.: Natural motion-based trajectories for automatic spacecraft collision avoidance during proximity operations. In: 2021 IEEE Aerospace Conference (50100). pp. 1–12. IEEE (2021)
43. Musau, P., Hamilton, N., Lopez, D.M., Robinette, P., Johnson, T.T.: On using real-time reachability for the safety assurance of machine learning controllers. In: 2022 IEEE International Conference on Assured Autonomy (ICAA). pp. 1–10 (2022). <https://doi.org/10.1109/ICAA52185.2022.00010>
44. Puterman, M.L.: Markov Decision Processes: Discrete Stochastic Dynamic Programming. John Wiley & Sons, New York (1994)
45. Ramadge, P.J., Wonham, W.M.: Supervisory control of a class of discrete event processes. *SIAM journal on control and optimization* **25**(1), 206–230 (1987)
46. Ravaioli, U., Dunlap, K., Hobbs, K.: A universal framework for generalized run time assurance with JAX automatic differentiation. *CoRR* **abs/2209.01120** (2022). <https://doi.org/10.48550/arXiv.2209.01120>, <https://doi.org/10.48550/arXiv.2209.01120>
47. Ravaioli, U.J., Cunningham, J., McCarroll, J., Gangal, V., Dunlap, K., Hobbs, K.L.: Safe reinforcement learning benchmark environments for aerospace control systems. In: 2022 IEEE Aerospace Conference (AERO). pp. 1–20 (2022). <https://doi.org/10.1109/AERO53065.2022.9843750>
48. Ribichini, G., Frazzoli, E.: Efficient coordination of multiple-aircraft systems. In: 42nd IEEE International Conference on Decision and Control (IEEE Cat. No. 03CH37475). vol. 1, pp. 1035–1040. IEEE (2003)
49. Sadigh, D., Kim, E.S., Coogan, S., Sastry, S.S., Seshia, S.A.: A learning based approach to control synthesis of markov decision processes for linear temporal logic specifications. In: 53rd IEEE Conference on Decision and Control. pp. 1091–1096. IEEE (2014)
50. Schierman, J., DeVore, M., Richards, N., Clark, M.: Runtime assurance for autonomous aerospace systems. In: *Journal of Guidance, Control, and Dynamics*, Vol. 43, No. 12 (2020)
51. Schierman, J., Ward, D., Dutoi, B., et al.: Run-time verification and validation for safety-critical flight control systems. In: AIAA Paper 2008- 6338, Proceedings of the AIAA Guidance, Navigation, and Control Conference, Honolulu, Hawaii, Aug., 2008
52. Schulman, J., Wolski, F., Dhariwal, P., Radford, A., Klimov, O.: Proximal policy optimization algorithms (2017). <https://doi.org/10.48550/ARXIV.1707.06347>, <https://arxiv.org/abs/1707.06347>
53. Sha, L., et al.: Using simplicity to control complexity. *IEEE Software* **18**(4), 20–28 (2001)
54. Wadley, J., Jones, S., Stoner, D., Griffin, E., Swihart, D., Hobbs, K., Burns, A., Bier, J.: Development of an automatic aircraft collision avoidance system for fighter aircraft. In: AIAA Infotech@ Aerospace (I@ A) Conference. p. 4727 (2013)

DISTRIBUTION STATEMENT A. Approved for public release: distribution is unlimited.