

# HEAP: HIERARCHICAL POLICIES FOR WEB ACTIONS USING LLMs

Paloma Sodhi  
ASAPP, NY, USA  
psodhi@asapp.com

S.R.K. Branavan  
ASAPP, NY, USA  
branavan@asapp.com

Ryan McDonald  
ASAPP, NY, USA  
rmcdonald@asapp.com

## ABSTRACT

Large language models (LLMs) have demonstrated remarkable capabilities in performing a range of instruction following tasks in few and zero-shot settings. However, teaching LLMs to perform tasks on the web presents fundamental challenges – combinatorially large open-world tasks and variations across web interfaces. We tackle these challenges by leveraging LLMs to decompose web tasks into a collection of sub-tasks, each of which can be solved by a low-level, closed-loop policy. These policies constitute a *shared grammar* across tasks, i.e., new web tasks can be expressed as a composition of these policies. We propose a novel framework, Hierarchical Policies for Web Actions using LLMs (HeaP), that learns a set of hierarchical LLM prompts from demonstrations for planning high-level tasks and executing them via a sequence of low-level policies. We evaluate HeaP against a range of baselines on a suite of web tasks, including MiniWoB++, WebArena, a mock airline CRM, as well as live website interactions, and show that it is able to outperform prior works using orders of magnitude less data.

## 1 INTRODUCTION

Recent advances in instruction following large language models (LLMs) (Ouyang et al., 2022; Touvron et al., 2023) have shown impressive zero and few-shot capabilities in solving tasks by parsing natural language instructions and breaking them down into actionable steps (Yao et al., 2022b; Huang et al., 2022b). In this paper, we focus on the problem of teaching LLMs to perform tasks on the web, for instance booking flights or making appointments. Assisting humans in performing web tasks has significant implications on a variety of domains given the pervasive nature of web and cloud-based applications in everyday life.

Prior works collect large amounts of demonstrations of web tasks to train language models (Furuta et al., 2023; Gur et al., 2022; Humphreys et al., 2022; Liu et al., 2018; Shi et al., 2017). However, teaching LLMs to perform tasks on the web presents fundamental challenges. (1) *Combinatorially large open-world tasks*: There are countless ways to interact with the web, leading to a combinatorially large space of tasks such as booking flights, making appointments, payments, etc. (2) *Variations across web interfaces*: Web interfaces differ from one website to another, e.g. booking a flight on JetBlue is different from booking it on United. Hence, it is intractable to cover all such variations in tasks and interfaces in the training data, and have a single supervised model that can solve all tasks.

Our key insight is to leverage LLMs to *decompose* complex web tasks into a set of modular sub-tasks, each of which can be solved by a low-level, closed-loop web policy. These policies constitute a *shared grammar* across tasks, i.e., any new web task can be expressed as a composition of these policies. For example, the task of booking a flight can be expressed as a sequence of policies for filling source and destination airports, choosing flight dates, and filling in passenger details. Each low-level policy is specialized for a particular sub-task, e.g. a fill text policy can work on text boxes across web user interfaces (UIs) that either require clicking and typing text, or require typing partial text and auto-completing from a list of options.

While manually programming these policies can be tedious, it is much easier to learn them from humans performing varied tasks on the web. We propose a novel framework, **H**ierarchical **P**olicies

for Web Actions using LLMs (HeaP), that learns a set of hierarchical LLM prompts for planning high-level tasks and executing low-level policies. We first collect raw demonstrations from a human user, auto-label them with low-level policies, and auto-generate both task and policy prompts. At inference time, given a task objective, we hierarchically invoke an LLM to first generate a task plan and then generate actions for each policy in the plan. HeaP enables LLMs to respond effectively to dynamic web pages as well as generalize across tasks and interfaces from few-shot demonstrations.

Experimentally, we evaluate HeaP on a range of increasingly complex benchmarks: MiniWoB++, WebArena, a mock airline CRM simulator and live website interactions.<sup>1</sup> We show that HeaP has significantly better task success rates and requires orders of magnitude less training (or demonstration) data relative to prior work (see Table 1 for summary).

## 2 RELATED WORK

**Language models for web tasks.** Early work mapping natural language instructions into actions (Branavan et al., 2009; Artzi & Zettlemoyer, 2013; Nogueira & Cho, 2016) has rapidly evolved resulting in new applications and datasets (Zhou et al., 2023; Deng et al., 2023). In language models performing web tasks, there are broadly 3 classes of methods: (1) *Reinforcement learning (RL) for web navigation* that train RL agents to navigate web interfaces (Humphreys et al., 2022; Gur et al., 2021; Liu et al., 2018; Shi et al., 2017). However, these are often sample inefficient and exploration on live websites can pose practical safety concerns. (2) *In-context learning with large language models* uses a combination of instructions and in-context examples with large language models (OpenAI, 2023a; Significant Gravitas, 2023; Wang et al., 2023b; Friedman, 2022; LangChain, 2023), with a significant portion being open-source initiatives. While impressive, they often rely on manually crafted prompts and heuristic strategies to tackle context lengths and task generalization, making it challenging to build on existing findings. (3) *Fine-tuning language models for web tasks* focuses on fine-tuning language models on specific web tasks and has emerged as a predominant approach in prior works (Gur et al., 2022; Furuta et al., 2023; Yao et al., 2022a; Gur et al., 2023; Mazumder & Riva, 2020; Gur et al., 2018). However, training such models has limitations such as an inability to generalize from few examples of tasks and interfaces, necessitating frequent retraining. As our method, HeaP, is compositional in how it uses the LLM, it is inherently not task-specific and does not have these shortcomings.

**Language models for decision making.** Large language models have shown impressive out-of-the-box decision making capabilities (Ouyang et al., 2022; ?; Brown et al., 2020; Radford et al., 2019). This arises from an ability to break down complex tasks into smaller sub-tasks (Huang et al., 2022a; Zhou et al., 2021), reason about intermediate steps (Yao et al., 2022b; Wei et al., 2022), and recover from errors (Miao et al., 2023). As a results, LLMs in recent times, have found applications in diverse domains like web retrieval (Nakano et al., 2021; Liu et al., 2023; Zaheer et al., 2022; Schick et al., 2023; Xu et al., 2021), robotics (Ahn et al., 2022; Huang et al., 2022b; Wang et al., 2023a), and text-based games (Yao et al., 2020; Shridhar et al., 2020). Moreover, advances in multi-modal LLMs enable decision making from both language and image feedback (Shaw et al., 2023; Lee et al., 2023; Burns et al., 2022). However, such decision making capabilities remain to be explored for general purpose web tasks involving clicks, types, form filling, etc. Our approach, HeaP, leverages the task decomposition and reasoning capabilities of LLMs to perform a wide range of web tasks. With only a handful of examples, HeaP can generalize, showing improved performance over prior works (Gur et al., 2022; Furuta et al., 2023; Humphreys et al., 2022; Liu et al., 2018) that train models with orders of magnitude more data.

## 3 PROBLEM FORMULATION

The overall goal is to learn a policy that performs a web task. The web task is represented as a context  $\phi$ , that can be (a) an explicit instruction such as "*Book me a flight from NYC to BOS*" (b) a structured dictionary defining the parameters of the task, or (c) a supporting set of texts such as a conversation where the instruction is implicit. Given the current context  $\phi$ , the goal is to perform a web task that achieves the task objective. We formulate this as a Contextual Markov Decision Process (CMDP),  $\langle \Phi, \mathcal{S}, \mathcal{A}, \mathcal{T}, r \rangle$ , defined below:

<sup>1</sup>We will open-source the code, simulator, and data.

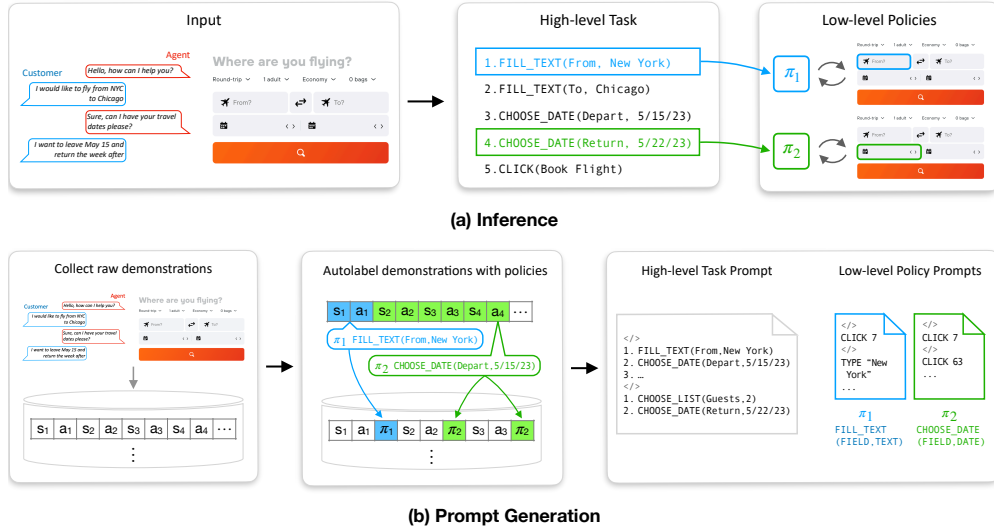


Figure 1: HeaP Overview: (a) **Inference**: High-level task planner creates a sequence of steps like filling text or choosing dates from an input context and starting webpage. Each step is a call to a low-level web policy that directly interacts with the webpage. (b) **Prompt Generation**: Dataset of raw state-action demonstrations is transformed into task and policy base prompts by first auto-labeling with policies and then generating prompts.

- **Context**,  $\phi \in \Phi$  is the web task objective expressed explicitly as an instruction or structured parameters or implicitly as a conversation
- **State**,  $s \in \mathcal{S}$  is the current state of the webpage, i.e., the current DOM  $d$  serialized as text.<sup>2</sup>
- **Action**,  $a \in \mathcal{A}(s)$  are the set of web actions that can be performed on the current webpage, i.e. `click(id)`, `type(id, value)`, where `id` specifies an element in the webpage, and `value` is a string. The action space can be quite large since a typical webpage can have hundreds of elements, and `value` can be any arbitrary text.
- **Transition function**,  $\mathcal{T}(s'|s, a)$  represents the change in the webpage on performing an action.
- **Reward**,  $r(s, a)$  is awarded for reaching a set of subgoals, e.g. cancelling a flight has subgoals like finding the booking and then canceling it.

The goal is to learn a policy  $\pi : \mathcal{S} \times \phi \rightarrow \mathcal{A}$  that maximizes performance, i.e., the cumulative reward  $J(\pi) = \mathbb{E}_{\pi} \left[ \sum_{t=1}^T [r(s_t, a_t)] \right]$ . Instead of explicitly defining the reward function and solving the MDP, we aim to learn this policy  $\pi$  from demonstrations  $\mathcal{D} = \{(\phi^i, s_1^i, a_1^i, s_2^i, a_2^i, \dots)\}_{i=1}^N$ .

We leverage LLMs that are highly effective at generalizing from few-shot demonstrations without the need for fine-tuning. To do so, we translate demonstrations  $\mathcal{D}$  into in-context examples for an LLM prompt  $\mathcal{P}$ . A simple way to do this is to flatten all demonstrations  $\mathcal{D}$ , i.e., concatenate the conversation  $\phi$ , with state action trajectories, and merge them together. However, a typical demonstration may consist of a lengthy chain of actions, with each state in the chain being the entire webpage document object model (DOM). In terms of total tokens,  $N$  demonstrations each of  $T$  timesteps, each step comprising of  $X$  tokens of both conversation and webpage would result in  $N \times T \times X$  tokens. This can quickly exhaust context space even for simple websites. We tackle this problem in our approach by hierarchically composing prompts.

## 4 APPROACH

We present a framework, **H**ierarchical **P**olicies for Web **A**ctions using LLMs (**HeaP**), that performs a range of web tasks from natural language conversations by hierarchically invoking a Large Language Model (LLM). The framework consists of a hierarchy of two levels: a *high-level task planner* that in turns invokes a sequence of *low-level web policies*.

Consider the example in Fig. 1. Given a conversation with a customer looking to book flights, and a booking website, the task planner generates a plan, i.e, a sequence of steps to execute. Examples of

<sup>2</sup>For some tasks, the current webpage may not be sufficient to define state. In such cases, we can extend state to a history of previous webpages and actions.

---

**Algorithm 1** HeaP Inference: Compose policies to solve the task

---

```
1: Input: Context  $\phi$ , Current Webpage State  $s_0$ , LLM, Environment  $\mathcal{T}$ 
2:  $\xi \leftarrow \text{TASKPLANNER}(\phi, s_0)$   $\triangleright$  Get task plan, i.e., sequence of calls to web policies
3: for  $(\pi_i, \psi_i) \in \xi$  do
4:    $\text{WEBPOLICY}(\pi_i, \psi_i)$   $\triangleright$  Execute web policy
5: end for
6: function  $\text{TASKPLANNER}(\text{Context } \phi, \text{State } s)$ 
7:    $\mathcal{P}_{\text{task}} \leftarrow \text{Load base prompt for task planner}$ 
8:    $\xi \leftarrow \text{LLM}(\phi, s, \mathcal{P}_{\text{task}})$   $\triangleright$  Predict plan given context, state
9:   return Plan  $\xi = \{(\pi_1, \psi_1), (\pi_2, \psi_2), \dots, (\pi_N, \psi_N)\}$ 
10: end function
11: function  $\text{WEBPOLICY}(\text{Policy } \pi, \text{Instruction } \psi)$ 
12:    $\mathcal{P}_{\text{policy}} \leftarrow \text{Load base prompt for web policy } \pi$ 
13:    $s \leftarrow \text{GETCURRENTSTATE}(), a \leftarrow \text{None}, a_{\text{prev}} \leftarrow \{\}$   $\triangleright$  Initialize state, action, prev actions
14:   while  $a$  not done do
15:      $a \leftarrow \text{LLM}(\psi, s, a_{\text{prev}}, \mathcal{P}_{\text{policy}})$   $\triangleright$  Predict action given instruction, state, prev actions
16:      $a_{\text{prev}} \leftarrow a_{\text{prev}} \cup a$   $\triangleright$  Append action to prev actions
17:      $s \leftarrow \mathcal{T}(s, a)$   $\triangleright$  Execute action to transition to next state
18:   end while
19: end function
```

---

steps are either filling a text box, choosing a date, or choosing an option from a drop-down. Each of these steps can be delegated to a corresponding web policy that interacts with the web page and executes web actions like clicking and typing. For instance, the `FILL_TEXT(field, text)` web policy searches for the web element corresponding to `field`, clicking it, typing a text and optionally choosing from a list of autocomplete options. On the other hand, the `CHOOSE_DATE(field, date)` web policy clicks on the web element, navigates a grid of dates and clicks on the correct date.

#### 4.1 INFERENCE TIME: COMPOSE POLICIES TO SOLVE THE TASK

Algorithm 1 describes the inference time procedure. We take as input a context  $\phi$ , which can be a conversation or an explicit objective, and the current webpage state  $s_0$ . This is sent to a task planner that generates a plan. The plan is a sequence of calls to low-level web policies. Each element of the sequence is represented as a web policy type  $\pi$  and instruction to the policy  $\psi$ , i.e.,  $\xi = \{(\pi_1, \psi_1), (\pi_2, \psi_2), \dots, (\pi_N, \psi_N)\}$ . For example, `CHOOSE_DATE(field, date)` corresponds to calls to policy  $\pi = \text{CHOOSE\_DATE}$  with instruction  $\psi = (\text{field}, \text{date})$ .

The web policies in plan  $\xi$  are invoked one by one. Each policy  $\pi_i$  predicts the next action  $a$  given its instruction  $\psi_i$ , current state  $s$ , and previous actions  $a_{\text{prev}}$ . Once the policy issues the special action “DONE”, control is handed back to the outer loop and the next policy is executed. When all policies in the plan  $\xi$  are done, the task planner is invoked again for the next plan. The process is terminated when the task planner produces an empty plan.

Both the task planner and the web policies are calls to an LLM with different base prompts. The base prompt for the task planner shows examples of `{input: [overall context  $\phi$ , current state  $s_0$ ], output: plan  $\xi$ }`. The base prompt for web policies shows examples of `{input: [instruction  $\psi_t$ , current state  $s_t$ , previous actions  $a_{1:t-1}$ ], output: next action  $a_t$ }`. We additionally include chain-of-thought (CoT) reasoning Wei et al. (2022) to both task and policy prompts that forces the LLM to generate a series of short sentences justifying the actions it predicts. We found this to uniformly improve performance (Appendix B).

#### 4.2 GENERATE TASK AND POLICY PROMPTS FROM DEMONSTRATIONS

To generate prompts from demonstrations, we collect demonstrations from human users performing tasks on the browser. We design a browser plugin to record webpage DOM  $d$  and events such as clicks and types. Each demonstration is expressed as text by converting the DOM tree into a list of salient web elements like links, buttons, inputs. The parsed demonstration dataset is represented as  $\mathcal{D} = \{(\phi, s_1, a_1, \dots, s_T, a_T)\}$ .

We then *autolabel* each step  $t$  with a low-level policy  $\pi_t$  and instruction  $\psi_t$  to create a labeled dataset  $\mathcal{D}_{\text{label}} = \{(\phi, s_1, a_1, (\pi_1, \psi_1), \dots, s_T, a_T, (\pi_T, \psi_T))\}$ . We leverage LLMs to autolabel demonstra-



tions and describe details in Appendix. D. Finally, we convert demonstrations to base prompts for both high-level planner and low-level policies and list representative prompts in Appendix. G.

## 5 EXPERIMENTS

### 5.1 EXPERIMENTAL SETUP

**Environments.** We evaluate across 4 distinct environments, each emphasizing different components:

- **MiniWoB++** (Liu et al., 2018): An extension of the OpenAI MiniWoB benchmark (Shi et al., 2017) covering a range of web interactions like form filling, search, choose dates, etc. We evaluate across 45 distinct tasks that don’t rely on visual reasoning, and average over 50 seeds per task.
- **WebArena** (Zhou et al., 2023): A recent community benchmark offering complex web tasks across multiple domains. Compared to MiniWoB++, WebArena websites are highly realistic with tasks mirroring those that humans routinely perform on the internet. We evaluate on a set of 125 examples sampled from 12 distinct intents from 2 domains, Gitlab and OpenStreetMaps.
- **Airline CRM**: A new CRM simulator that we developed, modeled after customer service workflows of popular airline websites. Compared to MiniWoB++, Airline CRM offers longer-horizon tasks tied to a mock database, capturing typical CRM activities more effectively. We evaluate across 5 distinct tasks each with 20 randomized scenarios. More simulator details in Appendix E.
- **Live Websites**: Finally, we create an environment to interact with live websites, such as popular airlines like JetBlue, American, United. The raw browser content is considerably more complex, being  $\sim 100\times$  larger than the simulators. We evaluate generalization across UIs by performing the same search-flight task across 3 very different website UIs and average across 10 runs per UI.

**Baselines.** We compare against various baselines including prior state-of-the-art (Furuta et al., 2023; Gur et al., 2022; Humphreys et al., 2022; Liu et al., 2018) and methods `Flat Zero-shot`, `Flat Few-shot`, `HeaP Zero-shot`, `HeaP Few-shot`. `Flat Zero-shot` is a single prompt containing only the instructions and no in-context examples. `Flat Few-shot` includes both instructions and in-context examples. Both of these follow a chain-of-thought (CoT) prompting style similar to ReAct (Yao et al., 2022b). `HeaP Few-shot` and `HeaP Zero-shot` is our hierarchical prompting approach, `HeaP`, with and without in-context examples respectively. Detailed prompts for the different methods can be found in Appendix G. All 4 methods use the instruction fine-tuned `text-davinci-003`<sup>3</sup> model. We found it to perform better at multi-step reasoning compared to `gpt-3.5-turbo`<sup>1</sup> (Ouyang et al., 2022) while being more cost-effective than `gpt-4`<sup>1</sup> (OpenAI, 2023b). More details on model hyper-parameters in Appendix C.2.

**Metrics.** We define 3 metrics: Success Rate ( $\%suc\uparrow$ ), Task Progress ( $\%prog\uparrow$ ), and Number Actions ( $\#act\downarrow$ ).  $\%suc\uparrow$  is either 0 or 1 based on the task being completed successfully.  $\%prog\uparrow$  is between 0 and 1 indicating progress towards completing the task.  $\#act\downarrow$  is the number of actions.

### 5.2 RESULTS AND ANALYSIS

#### Overall Results.

- On the MiniWoB++ benchmark, `HeaP Few-shot` matches or outperforms priors works with orders of magnitude fewer demonstrations (21 demos for `HeaP` vs 347k demos in (Furuta et al., 2023) or 2.4M demos in (Humphreys et al., 2022)). See Table 1.
- On the WebArena benchmark (Gitlab, Maps), `HeaP Few-shot` achieves much better success rates than prior works (Zhou et al., 2023; Yao et al., 2022b) that use `Flat` chain-of-thought prompting. See Fig. 4.
- On airline CRM and live websites, we see a similar trend where `HeaP Few-shot` achieves better success rates and task progress with lower number of actions. See Fig. 5, Fig. 7.
- `HeaP Few-shot` achieves higher success rates by breaking down complex tasks into reusable low-level policy calls each of which can be covered with their own in-context examples. See Fig. 2 for an ablation and Figs. 8,9 for qualitative examples.
- Finally, we provide ablations on different model scales and CoT reasoning in Appendix B.

<sup>3</sup><https://platform.openai.com/docs/models>

**Comparison to prior works.** In Table 1, HeaP Few-shot outperforms or matches prior works with orders of magnitude lower demonstrations on the MiniWoB++ benchmark. HeaP has an average success rate of 0.96 using only 21 in-context examples.

HeaP outperforms all the supervised learning baselines and matches the most performant baseline CC-Net (Humphreys et al., 2022) that trains an RL agent using 2.4 million demonstrations. HeaP outperforms the most recent baseline, WebGUM (Furuta et al., 2023) which fine tunes a pre-trained instruction model on 347K demonstrations. Part of the performance gain comes from in-context learning and CoT reasoning with large-scale models similar to ReAct (Yao et al., 2022b). However, HeaP with its hierarchical prompting improves success rates significantly over ReAct (aka Flat), by breaking down complex tasks and covering them efficiently with more in-context examples.

Method	Models	Training Size	Success Rate
WGE (Liu et al., 2018)	-	12K+	0.77
CC-Net (SL) (Humphreys et al., 2022)	ResNet	2.4M	0.33
CC-Net (SL+RL) (Humphreys et al., 2022)	ResNet	2.4M	0.96
WebN-T5 (Gur et al., 2022)	T5-XL	12K	0.56
WebGUM (HTML) (Furuta et al., 2023)	Flan-T5-XL	347K	0.90
Flat / ReAct (Yao et al., 2022b)	GPT-text-davinci-003	7	0.72
HeaP (Ours)	GPT-text-davinci-003	21	0.96

Table 1: **Comparison to prior works** with success rates averaged across 45 MiniWoB++ tasks. HeaP achieves a higher success rate with orders of magnitude lower samples. See Appendix B.3 for breakup over individual tasks.

### Why does hierarchical prompting help?

The key benefit of hierarchical prompting is to break down complex tasks into a set of smaller policies, each of which can be covered by a handful of demonstrations. In contrast, covering the entire task would require combinatorially many more demonstrations. Fig. 2 shows an ablation of HeaP vs Flat with varying number of in-context examples. Hierarchy helps at two levels: (1) For the same number of examples ( $\leq 7$ ), improvements come from decomposing task instructions into granular policy instructions (2) Hierarchical decomposition results in smaller individual policies. This allows us to add more in-context examples ( $> 7$ ) in each policy prompt compared to what is possible with a single flat prompt (see Sec 3) resulting in higher success rates.

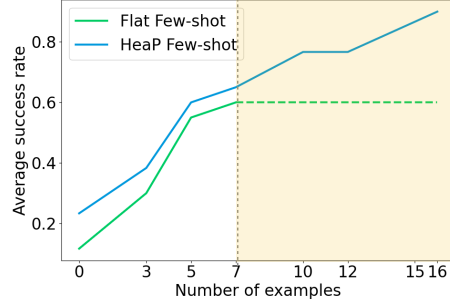


Figure 2: HeaP vs Flat with varying in-context examples on subset of MiniWoB++.

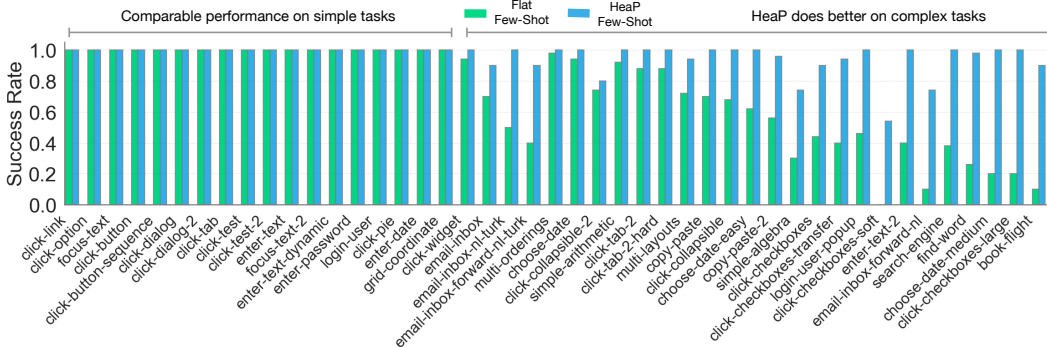


Figure 3: Task-wise success rates breakdown on MiniWoB++ (averaged over 50 seeds per task)

We see quantitative evidence for this in Fig. 3 which shows a task-wise success rates breakdown on MiniWoB++. The gap between HeaP Few-Shot and Flat Few-Shot is much higher on complex tasks. We characterize complex tasks as those that either require heterogeneous sets of actions or multiple steps with changing webpages. We dive deeper into the book-flight task in Fig. 8 where HeaP Few-shot significantly outperforms baselines. HeaP task planner breaks down the task into a set of policy calls like `FILL_TEXT`, `CHOOSE_DATE`. The policies, e.g. `CHOOSE_DATE` issues a set of low-level actions like `CLICK` to solve sub-tasks like navigating and picking the right

Task	WGE	CC-Net (SL+RL)	WebN-T5	WebGUM (HTML)	Flat Zero-shot		Flat Few-shot		HeaP Zero-shot		HeaP Few-shot	
	%suc↑	%suc↑	%suc↑	%suc↑	%suc↑	#act↓	%suc↑	#act↓	%suc↑	#act↓	%suc↑	#act↓
simple	click-option	1.00	0.99	0.37	1.00	0.76	3.68	1.00	2.62	0.80	2.94	1.94
	click-dialog-2	1.00	1.00	0.24	0.34	0.98	1.00	1.00	0.98	1.00	1.00	1.02
	enter-date	0.00	1.00	0.00	1.00	1.00	3.00	2.00	0.00	4.08	1.00	2.00
	login-user	0.99	1.00	0.82	1.00	0.96	3.42	1.00	3.00	1.00	3.06	3.00
	grid-coordinate	1.00	1.00	0.49	1.00	1.00	1.00	1.00	1.00	1.00	1.00	1.00
complex	copy-paste-2	-	0.63	0.00	0.00	0.54	7.66	0.56	4.00	0.48	3.84	0.96
	find-word	-	0.88	0.00	0.00	0.22	2.62	0.26	5.18	0.12	2.92	0.98
	choose-date-medium	-	0.99	0.00	0.57	0.32	2.90	0.20	2.76	0.20	9.26	1.00
	click-checkboxes-large	0.68	0.71	0.22	0.98	0.00	8.40	0.20	8.40	0.00	7.00	1.00
	click-checkboxes-transfer	0.64	0.99	0.63	0.99	0.40	4.80	0.40	3.90	0.54	3.20	0.94
	email-inbox	0.43	1.00	0.38	0.99	0.40	7.00	0.70	4.50	0.00	3.00	0.90
	simple-algebra	-	0.75	0.00	0.00	0.14	8.80	0.30	6.78	0.04	4.38	0.74
	login-user-popup	-	1.00	0.72	0.97	0.46	6.28	0.46	3.52	0.46	5.82	1.00
	search-engine	0.26	1.00	0.34	0.59	0.38	3.64	0.38	3.16	0.26	4.46	1.00
	book-flight	0.00	0.87	0.00	0.48	0.00	16.00	0.10	11.10	0.00	13.52	0.90

Table 2: Task-wise performance breakup on MiniWoB++ benchmark on a subset of 15 tasks. See Appendix B.3 for a full breakup over 45 tasks.

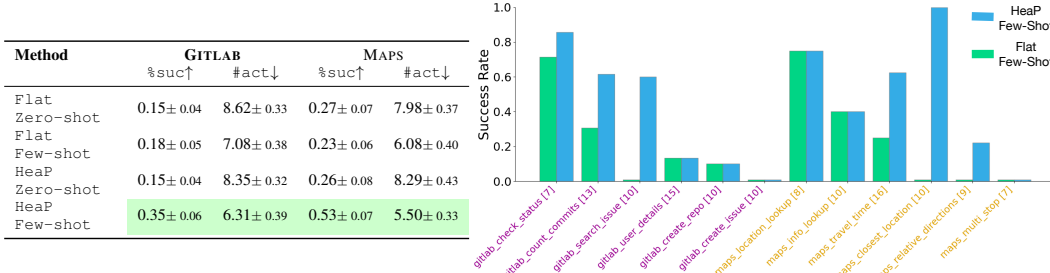


Figure 4: Evaluation on WebArena Benchmark (Gitlab, Maps). (Left) Aggregate metrics (Right) Success rate breakdown of 125 examples across 12 intent buckets. Flat Few-Shot is the baseline reasoning agent from WebArena (Zhou et al., 2023) following ReAct (Yao et al., 2022b) style CoT prompting.

Task	Metric	Flat		HeaP	
		Zero-shot	Few-shot	Zero-shot	Few-shot
CANCEL FLIGHT	%suc↑	0.10 ± 0.10	1.00 ± 0.00	0.20 ± 0.10	1.00 ± 0.00
	%prog↑	0.15 ± 0.10	1.00 ± 0.00	0.80 ± 0.00	1.00 ± 0.00
	#act↓	11.20 ± 0.20	6.00 ± 0.00	11.33 ± 0.85	6.00 ± 0.00
END BOOKING	%suc↑	0.00 ± 0.00	0.90 ± 0.05	1.00 ± 0.00	1.00 ± 0.00
	%prog↑	0.00 ± 0.00	0.90 ± 0.10	1.00 ± 0.00	1.00 ± 0.00
	#act↓	11.00 ± 0.00	4.10 ± 0.75	3.00 ± 0.00	3.00 ± 0.00
SEARCH FLIGHT	%suc↑	0.00 ± 0.00	0.00 ± 0.00	0.00 ± 0.00	1.00 ± 0.00
	%prog↑	0.50 ± 0.04	0.60 ± 0.00	0.60 ± 0.05	1.00 ± 0.00
	#act↓	11.00 ± 0.00	11.00 ± 0.00	11.00 ± 0.00	5.00 ± 0.00
UPDATE FLIGHT DETAILS	%suc↑	0.00 ± 0.00	0.50 ± 0.15	0.30 ± 0.10	0.65 ± 0.15
	%prog↑	0.00 ± 0.00	0.90 ± 0.00	0.60 ± 0.10	0.90 ± 0.05
	#act↓	16.00 ± 0.00	11.10 ± 1.25	14.30 ± 0.70	11.85 ± 0.75
BOOK FLIGHT	%suc↑	0.00 ± 0.00	0.00 ± 0.00	0.00 ± 0.00	0.65 ± 0.15
	%prog↑	0.55 ± 0.05	0.40 ± 0.05	0.40 ± 0.05	0.82 ± 0.05
	#act↓	26.00 ± 0.00	26.00 ± 0.00	25.75 ± 0.25	22.25 ± 0.90

Figure 5: (Left) Evaluation on 5 airline CRM tasks averaged over 20 randomized scenarios per task. (Right) Simulator visualization of a book-flight task consisting of >20 steps.

date from a datepicker. This step is particularly challenging for baselines due to the variations in navigating the datepicker. However, the CHOOSE\_DATE policy in HeaP Few-shot has the ability to cover these variations with more in-context examples, making it more robust.

On the WebArena benchmark, we observe a similar trend in Fig. 4 showing a breakdown of success rates across 12 different intents on 2 domains. Compared to MiniWoB++, this is a significantly more challenging environment where prior work with Flat CoT prompting (Zhou et al., 2023; Yao et al., 2022b) has very limited success rates ( $\sim 18\%$ ). This limitation arises from the challenge of understanding how to interact appropriately with web pages. HeaP provides a mechanism for defining dedicated policies that can be taught with targeted in-context examples. For instance, a task like searching a Gitlab issue involves filtering and sorting by specific criteria. A dedicated policy like SEARCH\_ISSUE() can handle this by filtering by keywords, sorting, and determining issue status.

**How well does HeaP generalize across tasks?** Table 2 along with Appendix B.3 shows metrics across 45 tasks from MiniWoB++ (Liu et al., 2018; Shi et al., 2017) averaged over 50 seeds per task. HeaP Few-shot obtains higher success rates with lower number of actions compared to baselines, with the performance gap higher for complex tasks, with complex being tasks that either require a heterogeneous set of actions or multiple steps with changing webpages. HeaP Few-shot achieves

this with only 21 examples from 6 tasks and is able to solve the remaining 39 tasks without ever having seen them. Table 3 shows the breakup of in-context examples across different environments.

Similarly, Fig. 5 shows metrics on 5 longer horizon CRM tasks (each averaged over 20 scenarios) corresponding to typical airline workflows like find & cancel bookings, update passenger details, find & book flights. HeaP Few-shot obtains higher success and task progress with lower number of actions compared to baselines. It achieves this with 10 in-context examples from 2 tasks (Table 3)

**How well does HeaP generalize across complex webpages?** Fig. 7 shows evaluation of HeaP Few-shot and Flat Few-shot across 10 runs each on 3 different live websites with task specification coming from short simulated conversations. What makes this task challenging is that the browser content from these websites have a lot of extraneous information that make it challenging to parse the correct fields. Fig. 6 shows the extent of compression we perform to fit the browser content into the LLM’s context space (see Appendix F for details). For WebArena, we use the accessibility tree browser content representation from the environment (Zhou et al., 2023). We evaluate each run by comparing model performance against a reference human demonstration. In Fig. 7, HeaP Few-shot is able to generalize to multiple websites even though it has demonstration from only one (i.e. jetblue.com). In contrast, Flat Few-shot fails to generalize from it’s demonstration. Again HeaP Few-shot, by hierarchically decomposing the problem, is able to use demonstrations more efficiently.

**Ablations on reasoning, models, and few-shot examples.** Appendix B shows ablations on CoT reasoning and model scales. Overall, we find CoT to boost performance across tasks, especially multi-step tasks. For models, gpt-4 improves performance across methods, but having both hierarchical prompting and few-shot examples continue to help. gpt-3.5-turbo does better in zero-shot setting but under-performs text-davinci-003 when given few-shot examples. Fig. 9 shows the effect of few-shot examples qualitatively on a search-engine task. Few-shot examples help ground the task in concrete low-level actions on the web UI, resulting in HeaP Few-shot navigating to the desired link correctly.

**Error Analysis.** We cluster common failure modes of HeaP: (1) *Content parsing errors*: Browser content may be parsed with incorrect associations. Specifically, since we flatten the DOM structure and add to the LLM context, this can cause incorrect text associations. (2) *Error recovery*: LLM

Environment	Method	Examples	Tasks covered by examples
MiniWob++	Flat	7	choose-date, book-flight
	HeaP	21	
	↳ TASK_PLANNER	3	
	↳ FILL_TEXT	5	choose-date, book-flight
	↳ CHOOSE_DATE	4	search-engine, click-tab-2
	↳ SEARCH_LINK	3	click-checkbox, email-inbox
	↳ SEARCH_TAB	1	
WebArena	↳ CLICK_CHECKBOX	2	
	↳ PROCESS_EMAIL	3	
	Flat	3	count_commits, closest_location,
	HeaP	15	
	↳ TASK_PLANNER	3	count_commits,
Airline CRM	↳ FIND_COMMIT	2	search_issue, travel_time,
	↳ SEARCH_ISSUE	3	closest_location
	↳ FIND_DIRECTIONS	4	
	↳ SEARCH_NEAREST_PLACE	4	
LiveWeb	Flat	5	cancel flight
	HeaP	10	
	↳ TASK_PLANNER	3	
	↳ FILL_TEXT	2	cancel flight, book flight
	↳ CHOOSE_DATE	2	
LiveWeb	↳ SELECT_FLIGHT	3	
	Flat	3	jetblue.com
	HeaP	5	
	↳ TASK_PLANNER	1	
LiveWeb	↳ FILL_TEXT	2	jetblue.com
	↳ CHOOSE_DATE	2	

Table 3: In-context examples for HeaP and Flat. Each example is a state-action pair at particular timestep.

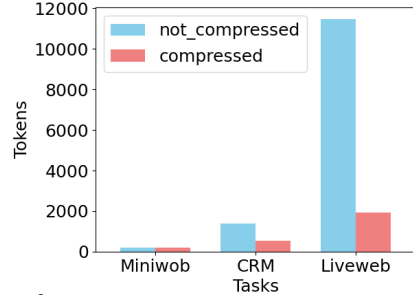


Figure 6: Token counts for browser content before and after compression on different environments.

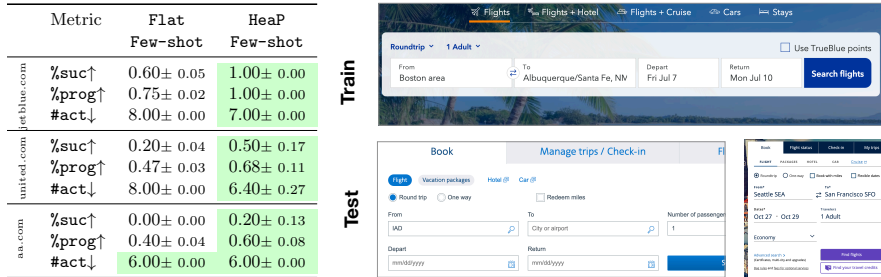


Figure 7: (Left) Evaluation on 3 live airline websites averaged over 10 runs per website. (Right) Difference in train (jetblue) v/s test (united, aa) website UIs.

	Book the shortest one-way flight from Cincinnati, OH to LEX on 10/16/2016.	Book the shortest one-way flight from Cincinnati, OH to LEX on 10/16/2016.	Book the shortest one-way flight from Cincinnati, OH to LEX on 10/16/2016.	Book the shortest one-way flight from Cincinnati, OH to LEX on 10/16/2016.	Book the shortest one-way flight from Cincinnati, OH to LEX on 10/16/2016.	Book the shortest one-way flight from Cincinnati, OH to LEX on 10/16/2016.	Book the shortest one-way flight from Cincinnati, OH to LEX on 10/16/2016.
Browser UI							
Task Plan	FILL_TEXT flight-to "LEX"	FILL_TEXT flight-to "LEX"	CHOOSE_DATE datepicker "10/16/2016"	CHOOSE_DATE datepicker "10/16/2016"	CHOOSE_DATE datepicker "10/16/2016"	CLICK Search	CLICK Book flight
Web Policies	* TYPE 9 flight-to "LEX"	* TYPE 9 flight-to "LEX"	* CLICK 13 datepicker	* CLICK 13 datepicker	* CLICK 31 Prev	* CLICK 422 Search	* CLICK 400 Book flight for \$209
LLM Reason	I have to first type "LEX" in the field flight-to corresponding to id 9	There is a corresponding dropdown text in "Lexington, KY (LEX)" in id 26. I have to click on id 26	I have to first click on a datepicker	I have already navigated to the right month (October 2016). Since 12 > 10, I have to click on Prev.	I have already navigated to the right month (October 2016). I have to click on the id corresponding to 10/16/2016.	The instruction says to CLICK Search, so I must issue CLICK action. Search corresponds to id 422.	Since I have to book the shortest flight, I should look at duration. The shortest duration is 3h 21m corresponding to id 398. I have to click on button below corresponding to id 400.

Figure 8: Outputs from HeaP Few-shot on book-flight task showing hierarchical task planner actions, low-level web policy actions, and LLM reasoning.

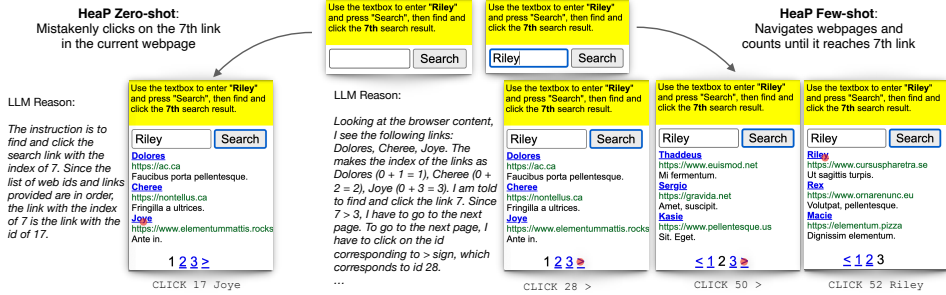


Figure 9: HeaP Few-shot vs HeaP Zero-shot on a search-engine task. The instruction asks to find the 7th link, however, it is ambiguous what 7 refers to. HeaP Few-shot with a single in-context demo is able to ground the task in the UI and reason that the 7th link lies in the 2nd webpage and navigates to the link correctly.

may not know how to recover from incorrect actions. For instance, HeaP clicks on a wrong link, sending it to a new webpage not seen in the demonstrations. (3) *Visual information gaps*: Visual elements, such as specific dropdown menus in maps environment, do not appear in the DOM. Such tasks require multi-modal models that reason about browser images.

## 6 DISCUSSION AND LIMITATIONS

In this paper, we present a hierarchical framework HeaP for solving web tasks from few-shot demonstrations. We evaluate against a range of baselines on a suite of web tasks and characterize performance gains from both hierarchical prompting and demonstrations. Our key takeaways are:

(1) **Hierarchy breaks down complex tasks** Our results indicate that hierarchical prompting achieves higher success rates by breaking down complex tasks into reusable low-level policy calls. This is evident in the performance difference between HeaP Few-shot and Flat Few-shot (see Figs. 3,4,5,7), with Fig. 2 showing the role of hierarchy in both better task decomposition and ability to pack in more examples. (2) **Sample efficient generalization** HeaP matches or outperforms priors works with multiple orders of magnitude less data (see Table 1). It is able to adapt to unseen tasks with only a handful of task demonstrations seen in-context (see Table 3). (3) **Effects of few-shot prompting and reasoning** Few-shot examples in the prompt are effective at grounding high-level task instructions as actions on the web UI environment (see Fig. 9). CoT reasoning significantly boosts performances across all methods, particularly on multi-step tasks (see Appendix B).

While HeaP shows promise, there are still limitations and open challenges: (1) **Complex Webpages**. HeaP is currently unable to handle pages with visual only components since those observations don't get parsed from the HTML DOM. Leveraging pretrained multi-modal models offer a promising avenue (Lee et al., 2023; Furuta et al., 2023). Moreover, parsing pages containing long tables, databases needs advanced compression techniques such as learning dedicated saliency models (Wang et al., 2022; Sridhar et al., 2023) to determine relevant web elements. (2) **Verification and Error Recovery**. HeaP may click on a wrong link sending it to a new webpage and must learn to recover from such errors. Learning from incorrect actions either via human feedback or self-verification are interesting directions of future work. Action LLMs also carry potential for misuse given their execution on open-domain environments, requiring careful verification and security solutions.

---

## ACKNOWLEDGEMENTS

We would like to thank Daniel Ciolek, Volkan Cirik, Michael Griffiths for help with browser tooling and plugins. We are grateful to Kilian Weinberger, Yoav Artzi, Ramya Ramakrishnan, and the rest of the ASAPP research team for insightful feedback and suggestions.

## REFERENCES

- Michael Ahn, Anthony Brohan, Noah Brown, Yevgen Chebotar, Omar Cortes, Byron David, Chelsea Finn, Keerthana Gopalakrishnan, Karol Hausman, Alex Herzog, et al. Do as i can, not as i say: Grounding language in robotic affordances. *arXiv preprint arXiv:2204.01691*, 2022.
- Yoav Artzi and Luke Zettlemoyer. Weakly supervised learning of semantic parsers for mapping instructions to actions. *Transactions of the Association for Computational Linguistics (TACL)*, 2013.
- Satchuthananthavale RK Branavan, Harr Chen, Luke S Zettlemoyer, and Regina Barzilay. Reinforcement learning for mapping instructions to actions. In *Proceedings of the Joint Conference of the 47th Annual Meeting of the ACL and the 4th International Joint Conference on Natural Language Processing of the AFNLP*. Association for Computational Linguistics, 2009.
- Tom Brown, Benjamin Mann, Nick Ryder, Melanie Subbiah, Jared D Kaplan, Prafulla Dhariwal, Arvind Neelakantan, Pranav Shyam, Girish Sastry, Amanda Askell, et al. Language models are few-shot learners. *Advances in Neural Information Processing Systems (NeurIPS)*, 2020.
- Andrea Burns, Deniz Arsan, Sanjna Agrawal, Ranjitha Kumar, Kate Saenko, and Bryan A Plummer. Interactive mobile app navigation with uncertain or under-specified natural language commands. *arXiv preprint arXiv:2202.02312*, 2022.
- Xiang Deng, Yu Gu, Boyuan Zheng, Shijie Chen, Samuel Stevens, Boshi Wang, Huan Sun, and Yu Su. Mind2web: Towards a generalist agent for the web. *arXiv preprint arXiv:2306.06070*, 2023.
- Friedman. Natbot: Drive a browser with gpt-3. <https://github.com/nat/natbot>, 2022.
- Hiroki Furuta, Ofir Nachum, Kuang-Huei Lee, Yutaka Matsuo, Shixiang Shane Gu, and Izzeddin Gur. Multimodal web navigation with instruction-finetuned foundation models. *arXiv preprint arXiv:2305.11854*, 2023.
- Izzeddin Gur, Ulrich Rueckert, Aleksandra Faust, and Dilek Hakkani-Tur. Learning to navigate the web. *arXiv preprint arXiv:1812.09195*, 2018.
- Izzeddin Gur, Natasha Jaques, Yingjie Miao, Jongwook Choi, Manoj Tiwari, Honglak Lee, and Aleksandra Faust. Environment generation for zero-shot compositional reinforcement learning. In *Advances in Neural Information Processing Systems (NeurIPS)*, 2021.
- Izzeddin Gur, Ofir Nachum, Yingjie Miao, Mustafa Safdari, Austin Huang, Aakanksha Chowdhery, Sharan Narang, Noah Fiedel, and Aleksandra Faust. Understanding HTML with large language models. *arXiv preprint arXiv:2210.03945*, 2022.
- Izzeddin Gur, Hiroki Furuta, Austin Huang, Mustafa Safdari, Yutaka Matsuo, Douglas Eck, and Aleksandra Faust. A real-world webagent with planning, long context understanding, and program synthesis. *arXiv preprint arXiv:2307.12856*, 2023.
- Wenlong Huang, Pieter Abbeel, Deepak Pathak, and Igor Mordatch. Language models as zero-shot planners: Extracting actionable knowledge for embodied agents. In *International Conference on Machine Learning (ICML)*, 2022a.
- Wenlong Huang, Fei Xia, Ted Xiao, Harris Chan, Jacky Liang, Pete Florence, Andy Zeng, Jonathan Tompson, Igor Mordatch, Yevgen Chebotar, et al. Inner monologue: Embodied reasoning through planning with language models. *arXiv preprint arXiv:2207.05608*, 2022b.
- Peter C Humphreys, David Raposo, Tobias Pohlen, Gregory Thornton, Rachita Chhaparia, Alistair Muldal, Josh Abramson, Petko Georgiev, Adam Santoro, and Timothy Lillicrap. A data-driven approach for learning to control computers. In *International Conference on Machine Learning (ICML)*, 2022.
- LangChain. Langchain. <https://python.langchain.com/en/latest/index.html>, 2023.

- 
- Kenton Lee, Mandar Joshi, Iulia Raluca Turc, Hexiang Hu, Fangyu Liu, Julian Martin Eisenschlos, Urvashi Khandelwal, Peter Shaw, Ming-Wei Chang, and Kristina Toutanova. Pix2struct: Screenshot parsing as pretraining for visual language understanding. In *International Conference on Machine Learning (ICML)*, 2023.
- Evan Zheran Liu, Kelvin Guu, Panupong Pasupat, Tianlin Shi, and Percy Liang. Reinforcement learning on web interfaces using workflow-guided exploration. In *International Conference on Learning Representations (ICLR)*, 2018.
- Xiao Liu, Hanyu Lai, Hao Yu, Yifan Xu, Aohan Zeng, Zhengxiao Du, Peng Zhang, Yuxiao Dong, and Jie Tang. Webglm: Towards an efficient web-enhanced question answering system with human preferences. *arXiv preprint arXiv:2306.07906*, 2023.
- Sahisnu Mazumder and Oriana Riva. Flin: A flexible natural language interface for web navigation. *arXiv preprint arXiv:2010.12844*, 2020.
- Ning Miao, Yee Whye Teh, and Tom Rainforth. Selfcheck: Using llms to zero-shot check their own step-by-step reasoning. *arXiv preprint arXiv:2308.00436*, 2023.
- Reiichiro Nakano, Jacob Hilton, Suchir Balaji, Jeff Wu, Long Ouyang, Christina Kim, Christopher Hesse, Shantanu Jain, Vineet Kosaraju, William Saunders, et al. WebGPT: Browser-assisted question-answering with human feedback. *arXiv preprint arXiv:2112.09332*, 2021.
- Rodrigo Nogueira and Kyunghyun Cho. End-to-end goal-driven web navigation. In *Advances in Neural Information Processing Systems*, volume 29, 2016.
- OpenAI. ChatGPT plugins. <https://openai.com/blog/chatgpt-plugins>, 2023a.
- OpenAI. GPT-4 technical report, 2023b.
- Long Ouyang, Jeff Wu, Xu Jiang, Diogo Almeida, Carroll L Wainwright, Pamela Mishkin, Chong Zhang, Sandhini Agarwal, Katarina Slama, Alex Ray, et al. Training language models to follow instructions with human feedback. *arXiv preprint arXiv:2203.02155*, 2022.
- Alec Radford, Jeffrey Wu, Rewon Child, David Luan, Dario Amodei, and Ilya Sutskever. Language models are unsupervised multitask learners. 2019.
- Timo Schick, Jane Dwivedi-Yu, Roberto Dessì, Roberta Raileanu, Maria Lomeli, Luke Zettlemoyer, Nicola Cancedda, and Thomas Scialom. Toolformer: Language models can teach themselves to use tools. *arXiv preprint arXiv:2302.04761*, 2023.
- Peter Shaw, Mandar Joshi, James Cohan, Jonathan Berant, Panupong Pasupat, Hexiang Hu, Urvashi Khandelwal, Kenton Lee, and Kristina Toutanova. From pixels to ui actions: Learning to follow instructions via graphical user interfaces. *arXiv preprint arXiv:2306.00245*, 2023.
- Tianlin Shi, Andrej Karpathy, Linxi Fan, Jonathan Hernandez, and Percy Liang. World of bits: An open-domain platform for web-based agents. In *International Conference on Machine Learning (ICML)*, 2017.
- Mohit Shridhar, Jesse Thomason, Daniel Gordon, Yonatan Bisk, Winson Han, Roozbeh Mottaghi, Luke Zettlemoyer, and Dieter Fox. Alfred: A benchmark for interpreting grounded instructions for everyday tasks. In *Proc. IEEE Int. Conf. Computer Vision and Pattern Recognition*, 2020.
- Significant Gravitas. Auto-GPT: An autonomous gpt-4 experiment. <https://github.com/Significant-Gravitas/Auto-GPT>, 2023.
- Abishek Sridhar, Robert Lo, Frank F Xu, Hao Zhu, and Shuyan Zhou. Hierarchical prompting assists large language model on web navigation. *arXiv preprint arXiv:2305.14257*, 2023.
- Hugo Touvron, Louis Martin, Kevin Stone, Peter Albert, Amjad Almahairi, Yasmine Babaei, Nikolay Bashlykov, Soumya Batra, Prajjwal Bhargava, Shruti Bhosale, et al. Llama 2: Open foundation and fine-tuned chat models. *arXiv preprint arXiv:2307.09288*, 2023.
- Huaxiaoyue Wang, Gonzalo Gonzalez-Pumariiega, Yash Sharma, and Sanjiban Choudhury. Demo2code: From summarizing demonstrations to synthesizing code via extended chain-of-thought. In *Advances in Neural Information Processing Systems (NeurIPS)*, 2023a.
- Lei Wang, Chen Ma, Xueyang Feng, Zeyu Zhang, Hao Yang, Jingsen Zhang, Zhiyuan Chen, Jiakai Tang, Xu Chen, Yankai Lin, et al. A survey on large language model based autonomous agents. *arXiv preprint arXiv:2308.11432*, 2023b.



- 
- Qifan Wang, Yi Fang, Anirudh Ravula, Fuli Feng, Xiaojun Quan, and Dongfang Liu. Webformer: The web-page transformer for structure information extraction. *arXiv preprint arXiv:2202.00217*, 2022.
- Jason Wei, Xuezhi Wang, Dale Schuurmans, Maarten Bosma, Ed Chi, Quoc Le, and Denny Zhou. Chain of thought prompting elicits reasoning in large language models. *arXiv preprint arXiv:2201.11903*, 2022.
- Nancy Xu, Sam Masling, Michael Du, Giovanni Campagna, Larry Heck, James Landay, and Monica S Lam. Grounding open-domain instructions to automate web support tasks. *arXiv preprint arXiv:2103.16057*, 2021.
- Shunyu Yao, Rohan Rao, Matthew Hausknecht, and Karthik Narasimhan. Keep calm and explore: Language models for action generation in text-based games. *arXiv preprint arXiv:2010.02903*, 2020.
- Shunyu Yao, Howard Chen, John Yang, and Karthik Narasimhan. Webshop: Towards scalable real-world web interaction with grounded language agents. In *Advances in Neural Information Processing Systems (NeurIPS)*, 2022a.
- Shunyu Yao, Jeffrey Zhao, Dian Yu, Nan Du, Izhak Shafran, Karthik Narasimhan, and Yuan Cao. React: Synergizing reasoning and acting in language models. *arXiv preprint arXiv:2210.03629*, 2022b.
- Manzil Zaheer, Kenneth Marino, Will Grathwohl, John Schultz, Wendy Shang, Sheila Babayan, Arun Ahuja, Ishita Dasgupta, Christine Kaeser-Chen, and Rob Fergus. Learning to navigate wikipedia by taking random walks. In *Advances in Neural Information Processing Systems (NeurIPS)*, 2022.
- Shuyan Zhou, Pengcheng Yin, and Graham Neubig. Hierarchical control of situated agents through natural language. *arXiv preprint arXiv:2109.08214*, 2021.
- Shuyan Zhou, Frank F Xu, Hao Zhu, Xuhui Zhou, Robert Lo, Abishek Sridhar, Xianyi Cheng, Yonatan Bisk, Daniel Fried, Uri Alon, et al. WebArena: A realistic web environment for building autonomous agents. *arXiv preprint arXiv:2307.13854*, 2023.



---

# Appendix

## Table of Contents

---

<b>A Broader Impacts</b>	<b>14</b>
<b>B Ablations</b>	<b>14</b>
B.1 Effect of Chain-of-Thought Reasoning . . . . .	14
B.2 Model Scaling . . . . .	15
B.3 Task-wise Performance on MiniWoB++ . . . . .	16
<b>C Experimental Details</b>	<b>18</b>
C.1 HeaP Planner Policy Code Architecture . . . . .	18
C.2 Hyper-parameters . . . . .	18
<b>D Autolabeling and Prompt Generation</b>	<b>18</b>
D.1 Collect and Autolabel demonstrations . . . . .	18
D.2 Autogenerate prompts from labeled demonstrations . . . . .	19
D.3 Augmenting prompts with chain-of-thought reasoning . . . . .	19
D.4 Autolabeling Examples . . . . .	19
<b>E Airline CRM Environment</b>	<b>19</b>
<b>F Live Websites Dataset</b>	<b>22</b>
F.1 Collecting Human Task Demos . . . . .	22
F.2 Parsing Browser Content . . . . .	22
F.3 Augmenting with Conversations . . . . .	22
<b>G Library of Prompts</b>	<b>23</b>
G.1 HeaP Few-shot Prompt . . . . .	23
G.2 Flat Few-shot Prompt . . . . .	29
G.3 HeaP Zero-shot Prompt . . . . .	32
G.4 Flat Zero-shot Prompt . . . . .	33
G.5 Auto-labeling Prompt . . . . .	33
G.6 Reasoning Prompt . . . . .	37

---

---

## A BROADER IMPACTS

This paper presents a novel method of using Large Language Models (LLMs) to execute web actions through hierarchical prompting and few-shot examples. The broader impact of our work spans both technological and societal dimensions.

**Technological Impact:** By enabling LLMs to perform web actions, a vast range of applications can be automated and improved, leading to greater efficiencies and new capabilities. For instance, customer service can be improved by automating frequently performed web actions, thereby increasing productivity and customer satisfaction. The automation can streamline processes and free up human resources for more complex, nuanced interactions.

The idea of hierarchical prompting opens up new avenues for artificial intelligence research, especially in the field of natural language understanding and web interaction. As LLMs become more and more capable, we need scalable approaches for decision making that allow these models handle a diverse array of tasks while being able to fail gracefully. Approaches that build on ideas around task decomposition, modularity and reusability would enable improved scalability and failure handling.

**Societal Impact:** Equipping LLMs with the ability to carry out web tasks opens up a variety of possibilities for societal benefits and change. For instance, the technology could transform accessibility to digital services, in particular for the elderly or individuals with certain disabilities. This technology also serves as a powerful assistant to humans by automating repetitive tasks hence reducing cognitive burden on employees across different sectors such as customer care and IT services.

However, while these advancements promise substantial benefits, they also present challenges that need to be diligently addressed. The potential for misuse of this technology, such as unauthorized data access, privacy breaches, or malicious automation, is of serious concern. It is essential to develop robust security measures and clear ethical guidelines for the use of LLMs that respect users' privacy. Moreover, care must be taken that the deployment of such technologies is to eventually augment humans and help free them up for more creative and nuanced interactions. This calls for careful planning and implementation, including strategies for re-skilling or up-skilling.

## B ABLATIONS

We conduct two ablations. The first studies how the performance of all methods vary with model architectures. The second looks at the performance gains from adding chain-of-thought reasoning to all prompts.

### B.1 EFFECT OF CHAIN-OF-THOUGHT REASONING

While we initially did not have chain-of-thought reasoning<sup>4</sup>, we found that adding it in helped `HeaP Few-shot` rationalize a particular action well and boost performance. We wanted to understand which tasks in particular were helped by chain-of-thought reasoning, and what the trade-offs were.

We wanted to test the following hypothesis for `HeaP Few-shot` with and without chain-of-thought:

1. **Hypothesis 1: Chain-of-thought reasoning helps across all tasks.** Even though chain-of-thought reasoning makes prompts slightly longer, the added step of rationalizing actions should always boost performance.
2. **Hypothesis 2: Chain-of-thought reasoning particularly helps in multi-step tasks.** Multi-step tasks often require breaking down a problem into a set of steps and executing each step. While demonstrations certainly show how to break down task, adding chain-of-thought better rationalizes this breakdown and helps generalize to new tasks not covered in the demonstrations.

We compared `HeaP Few-shot` with two versions - having chain of thought, and not having. Fig. 10 shows a plot of success rate for each of the 3 clusters of tasks - single, composite, multi.

**Hypothesis 1: Chain-of-thought reasoning helps across all tasks.** We find this to be true since for all tasks, chain-of-thought performs either equally or better. This confirms that the extra tokens consumed by the reasoning does not hurt performance and in fact helps significantly in some cases.

**Hypothesis 2: Chain-of-thought reasoning particularly helps in multi-step tasks.** We find this to be true as well. Looking at the multi-step tasks, chain-of-thought has the largest performance gains compared to any other cluster. The performance gains are the largest in book-flight and search-engine where the horizon length is the

---

<sup>4</sup>Chain-of-Thought Prompting Elicits Reasoning in Large Language Models <https://arxiv.org/abs/2201.11903>

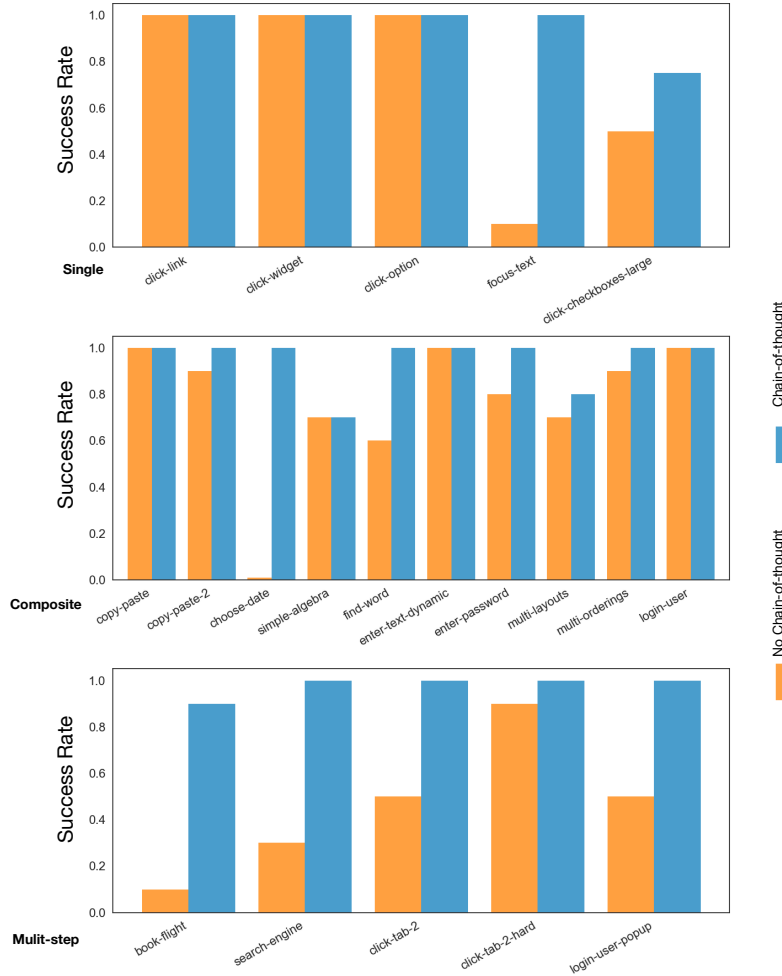


Figure 10: Success rate of HeaP Few-shot with both chain-of-thought and without.

largest. In comparison, for single and composite the performance gains vary, being higher for certain tasks like choose-date and find-word and zero for others like click tasks.

## B.2 MODEL SCALING

While we developed the prompts with text-davinci-003, we wanted to compare how performance varies with newer models gpt-3.5-turbo and gpt-4. gpt-3.5-turbo is also an InstructGPT model optimized for chat and trained at 1/10th the price of text-davinci-003. gpt-4 is a significantly larger model, and capable of solving more complex tasks.

We wanted to test the following hypothesis:

1. **Hypothesis 1: GPT-4 improves performance across all methods, but both hierarchical prompting and few-shot examples help.** GPT-4 is a powerful model and with an exhaustive set of instructions in the prompt, it should be able to achieve perfect performance. However, designing such exhaustive prompts for all web tasks is challenging. We hypothesize that hierarchical prompting helps break down and scope instructions leading to better performance for GPT-4. Similarly, few-shot examples helps GPT-4 ground instructions in the webpage.
2. **Hypothesis 2: gpt-3.5-turbo slightly worse than text-davinci-003 given few-shot examples.** Practitioners have noted that while gpt-3.5-turbo has better 0 shot performance, text-davinci-003 is trained on a more diverse set of tasks and performs better with k-shot learning <https://scale.com/blog/chatgpt-vs-davinci#Introduction>. Since 0 shot performance for web-tasks is challenging without exhaustive instructions, we hypothesize that text-davinci-003 will perform better.

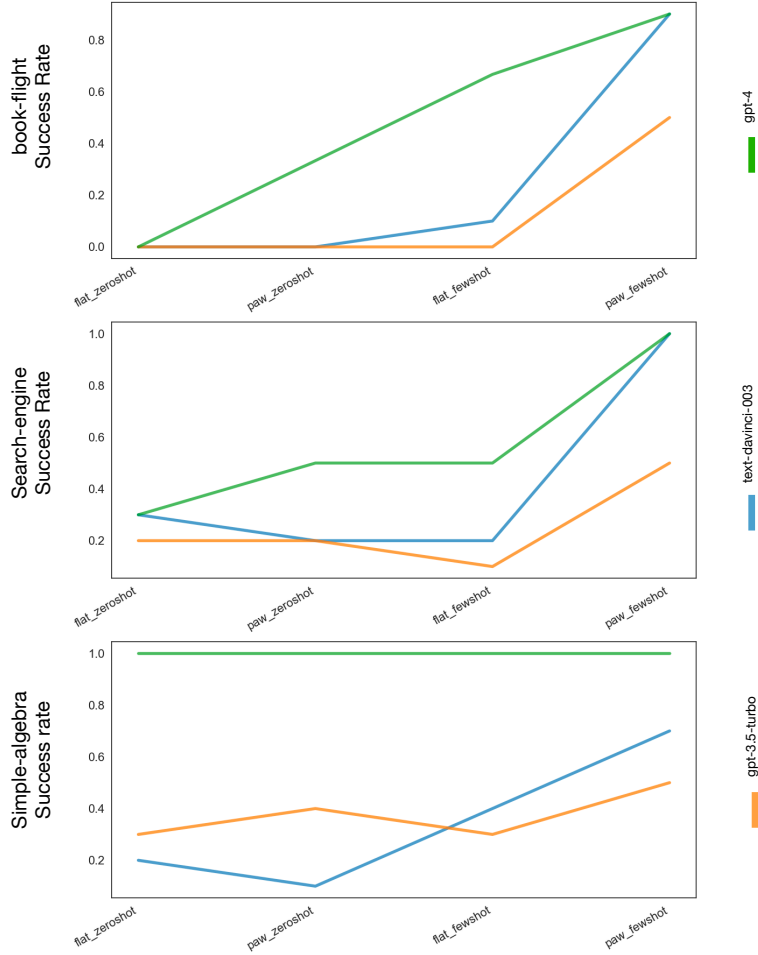


Figure 11: Success rate of all methods with different models.

We compare three language models `text-davinci-003`, `gpt-3.5-turbo` and `gpt-4` for all baselines on 3 tasks from MiniWoB++ - book-flight, search-engine, simple-algebra. Fig. 11 shows a plot for each of these tasks.

**Hypothesis 1: GPT-4 improves performance across all methods, but both hierarchical prompting and few-shot examples help.** We find this to be true. GPT-4 is unambiguously better than any other model and improves all methods. However, as shown in book-flights and search-engine, both hierarchical prompting (HeaP) and few-shot examples boost performance. In simpler reasoning tasks like simple algebra, it gets it correct right away.

**Hypothesis 2: gpt-3.5-turbo slightly worse than text-davinci-003 given few-shot examples.** We also find evidence for this. `text-davinci-003` with few-shot examples always outperforms `gpt-3.5-turbo`. Although, in simple-algebra, zero shot performance of `gpt-3.5-turbo` is better than `text-davinci-003`, matching what other practitioners have observed in other tasks.

### B.3 TASK-WISE PERFORMANCE ON MINIWOB++

Table 4 shows a task-wise performance breakup on the MiniWoB++ benchmark for various models. We choose a set of 45 tasks that don’t require visual reasoning. `HEAP FEW-SHOT` has competitive performance to prior works like WGE Liu et al. (2018), CC-Net Humphreys et al. (2022), WebN-T5 Gur et al. (2022), WebGUM Furuta et al. (2023) while using 1000x or more lower data. See Table 1 for aggregate metrics on success rates and dataset sizes.

The gap in `HEAP FEW-SHOT` and `FLAT FEW-SHOT` performance is particularly pronounced on tasks involving multiple steps and composing different low-level actions, demonstrating that hierarchy is helpful in solving more complex tasks. Few-shot variants of both `HeaP` and `FLAT` generally leads to improved success rates and

Task	WGE	CC-Net (SL+RL)	WebN-T5	WebGUM (HTML)	Flat Zero-shot		Flat Few-shot		HeaP Zero-shot		HeaP Few-shot	
	%suc↑	%suc↑	%suc↑	%suc↑	%suc↑	#act↓	%suc↑	#act↓	%suc↑	#act↓	%suc↑	#act↓
simple	click-link	1.00	0.99	1.00	1.00	0.94	1.00	1.00	1.00	1.00	1.00	1.00
	click-option	1.00	0.99	0.37	1.00	0.76	3.68	1.00	2.62	0.80	2.94	1.00
	focus-text	1.00	1.00	1.00	1.00	1.00	1.00	1.00	1.00	1.00	1.00	1.00
	click-button	1.00	1.00	1.00	0.98	0.98	1.02	1.00	1.00	1.00	1.00	1.00
	click-button-sequence	0.99	1.00	1.00	1.00	0.96	2.00	1.00	2.00	1.00	2.00	1.00
	click-dialog	1.00	1.00	1.00	1.00	1.00	1.06	1.00	1.20	1.00	1.28	1.00
	click-dialog-2	1.00	1.00	0.24	0.34	0.98	1.00	1.00	1.00	0.98	1.00	1.02
	click-tab	0.55	1.00	0.74	1.00	1.00	1.00	1.00	1.00	0.98	1.00	1.04
	click-test	1.00	1.00	1.00	1.00	1.00	1.00	1.00	1.00	1.00	1.00	1.00
	click-test-2	1.00	1.00	1.00	1.00	1.00	1.00	1.00	1.00	1.00	1.00	1.00
	enter-text	1.00	1.00	0.89	1.00	1.00	2.50	1.00	2.00	1.00	2.10	1.00
	focus-text-2	1.00	1.00	1.00	1.00	1.00	1.00	1.00	1.00	1.00	1.00	1.00
	enter-text-dynamic	1.00	1.00	0.98	1.00	0.98	2.44	1.00	2.00	0.98	2.06	1.00
	enter-password	0.99	1.00	0.97	1.00	1.00	3.08	1.00	3.00	1.00	3.20	1.00
	login-user	0.99	1.00	0.82	1.00	0.96	3.42	1.00	3.00	1.00	3.06	1.00
	click-pie	0.32	0.97	0.51	0.99	1.00	3.00	1.00	3.00	1.00	3.00	1.00
	enter-date	0.00	1.00	0.00	1.00	1.00	3.00	1.00	2.00	0.00	4.08	1.00
	grid-coordinate	1.00	1.00	0.49	1.00	1.00	1.00	1.00	1.00	1.00	1.00	1.00
	click-widget	0.93	1.00	1.00	1.00	0.94	1.00	0.94	1.00	0.94	1.00	1.00
complex	email-inbox	0.43	1.00	0.38	0.99	0.40	7.00	0.70	4.50	0.00	3.00	0.90
	email-inbox-nl-turk	0.77	1.00	0.23	0.92	0.40	7.20	0.50	6.00	0.00	2.90	1.00
	email-inbox-forward-nl-turk	-	1.00	0.33	1.00	0.30	5.08	0.40	4.80	0.00	3.50	0.90
	multi-orderings	0.99	1.00	0.88	1.00	0.56	3.60	0.98	3.98	0.76	4.28	1.00
	choose-date	0.00	0.97	0.00	0.08	0.20	3.00	0.94	3.60	0.20	5.80	1.00
	click-collapsible-2	0.65	0.98	0.00	0.94	0.60	3.64	0.74	4.14	0.34	3.34	0.80
	simple-arithmetic	-	0.86	0.00	0.00	0.82	2.12	0.92	2.12	0.54	2.66	1.00
	click-tab-2	0.64	0.98	0.18	0.94	0.76	5.58	0.88	4.62	0.88	2.84	1.00
	click-tab-2-hard	-	0.98	0.12	0.57	0.68	3.36	0.88	3.84	0.76	3.06	1.00
	multi-layouts	0.99	1.00	0.83	1.00	0.42	4.46	0.72	3.94	0.66	4.82	0.94
	copy-paste	-	0.79	0.00	0.00	0.14	2.14	0.70	3.48	0.98	2.72	1.00
	click-collapsible	1.00	1.00	0.00	1.00	0.54	1.76	0.68	1.88	0.86	1.88	1.00
	choose-date-easy	-	0.99	0.03	1.00	0.74	2.74	0.62	2.62	0.20	10.18	1.00
	copy-paste-2	-	0.63	0.00	0.00	0.54	7.66	0.56	4.00	0.48	3.84	0.96
	simple-algebra	-	0.75	0.00	0.00	0.14	8.80	0.30	6.78	0.04	4.38	0.74
	click-checkboxes	0.98	0.98	0.96	1.00	0.40	4.90	0.44	5.94	0.74	3.20	0.90
	click-checkboxes-transfer	0.64	0.99	0.63	0.99	0.40	4.80	0.40	3.90	0.54	3.20	0.94
	login-user-popup	-	1.00	0.72	0.97	0.46	6.28	0.46	3.52	0.46	5.82	1.00
	click-checkboxes-soft	0.51	0.95	0.54	1.00	0.00	7.00	0.00	7.30	0.04	6.94	0.54
	enter-text-2	-	0.98	0.00	0.00	0.00	2.60	0.40	5.20	0.40	2.00	1.00
	email-inbox-forward-nl	-	1.00	0.60	1.00	0.10	5.04	0.10	4.58	0.00	3.24	0.74
	search-engine	0.26	1.00	0.34	0.59	0.38	3.64	0.38	3.16	0.26	4.46	1.00
	find-word	-	0.88	0.00	0.00	0.22	2.62	0.26	5.18	0.12	2.92	0.98
	choose-date-medium	-	0.99	0.00	0.57	0.32	2.90	0.20	2.76	0.20	9.26	1.00
	click-checkboxes-large	0.68	0.71	0.22	0.98	0.00	8.40	0.20	8.40	0.00	7.00	1.00
	book-flight	0.00	0.87	0.00	0.48	0.00	16.00	0.10	11.10	0.00	13.52	0.90
Mean	0.77	0.96	0.56	0.91	0.62	3.70	0.72	3.38	0.60	3.43	0.96	2.89

Table 4: Task-wise performance breakup on MiniWoB++ benchmark on a set of 45 tasks.

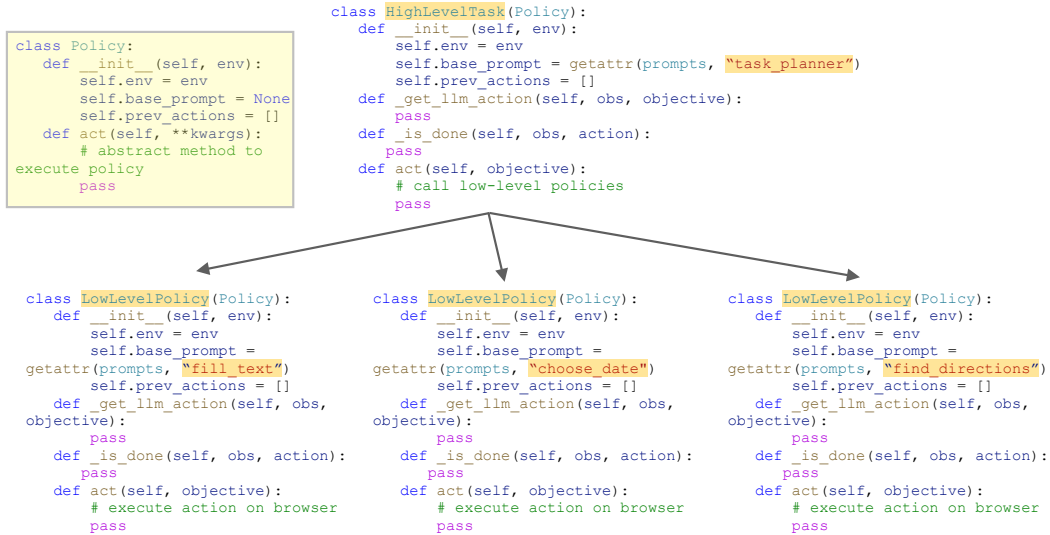


Figure 12: HeaP Planner Policy Code Architecture

efficiency, as evident from the reduced number of actions needed for task completion. This underlines the importance of having a handful of demonstrations to ground the task on the UI.

---

## C EXPERIMENTAL DETAILS

### C.1 HEAP PLANNER POLICY CODE ARCHITECTURE

Fig. 12 shows the hierarchical architecture as a code skeleton consisting of a high-level task planner and various low-level policies for executing web actions. The high-level planner is represented by the `HighLevelTask` class, which inherits from a generic `Policy` class. `LowLevelPolicy` also inherits from the generic `Policy` class, but is instantiated with different base prompts to serve as specialized policies for various sub-tasks.

`HighLevelTask` is responsible for orchestrating the execution of tasks by calling upon different low-level policies as needed to accomplish specific sub-tasks. It does so by instantiating the `LowLevelPolicy` class with different base prompt parameters, like `fill_text`, `choose_date`, `find_directions`, etc. This helps tailor the low-level policy for a specialized sub-task like filling text fields, selecting dates, finding directions. This design allows for the easy addition of new policies to handle complex web tasks, creating a library of skills, hence providing a dynamic and flexible framework for executing a wide array of web tasks.

### C.2 HYPER-PARAMETERS

We use OpenAI API for model calls, `text-davinci-003` as the default model with a temperature of 0.3 and set the number of calls to 3. For `gpt-3.5-turbo` `gpt-4` we use the same temperature and number of calls. Below are the exact API calls,

Listing 1: Hyper-parameters for different models

```
1 if (model_type == "gpt-3.5-turbo"):  
2     response = openai.ChatCompletion.create(  
3         model=model_type,  
4         messages=[{"role": "user", "content": prompt}],  
5         temperature=0.3,  
6         top_p=1,  
7         n=3,  
8         max_tokens=max_tokens  
9     )  
10    response = response.choices[0].message.content.strip()  
11  
12 elif (model_type == "gpt-4"):  
13     response = openai.ChatCompletion.create(  
14         model=model_type,  
15         messages=[{"role": "user", "content": prompt}],  
16         temperature=0.3,  
17         top_p=1,  
18         n=3,  
19         max_tokens=max_tokens  
20     )  
21    response = response.choices[0].message.content.strip()  
22  
23 elif (model_type == "text-davinci-003"):  
24     response = openai.Completion.create(  
25         model=model_type,  
26         prompt=prompt,  
27         temperature=0.3,  
28         best_of=3,  
29         n=3,  
30         max_tokens=max_tokens  
31     )  
32    response = response.choices[0].text.strip()
```

## D AUTOLABELING AND PROMPT GENERATION

We first collect a dataset of human demonstrations. We then “autolabel” each timestep with the low-level policy that was being executed. We convert the labelled datasets to prompts for both high-level planner and low-level policy. Finally, we augment prompts with chain-of-thought reasoning.

### D.1 COLLECT AND AUTOLABEL DEMONSTRATIONS

We collect demonstrations from a human user who is given a conversation context  $\phi$  and performs a sequence of actions in the browser to complete the task. We design a browser plugin to record webpage DOM  $d$  and events such as clicks and types. Each demonstration is parsed as text by converting the DOM tree into a list of salient web elements like links, buttons, inputs. Each element is represented as text, e.g. `<button`

id=18 title="Travelers">1 Adult />. Action events are parsed as a CLICK <id> or TYPE <id> <val>. The parsed demonstration dataset is represented as  $\mathcal{D} = \{(\phi, s_1, a_1, \dots, s_T, a_T)\}$ .

We then “autolabel” each timestep  $t$  with a low-level policy  $\pi_t$  and instruction  $\psi_t$  to create a labeled dataset  $(\phi, s_1, a_1, \pi_1, \psi_1, \dots, s_T, a_T, \pi_T, \psi_T)$ . Ideally, to label full sequences, we would select the most likely sequence of policies given the entire state-action sequence  $\arg \max_{\pi_1, \psi_1, \dots, \pi_T, \psi_T} \log P(\pi_1, \psi_1, \dots, \pi_T, \psi_T | s_1, a_1, \dots, s_T, a_T)$ . However, this becomes impractical given demonstrations are too long to fit in to context length. Instead, we relax the problem to predicting the current policy given the previous policy, i.e.  $\arg \max_{\pi_t} P(\pi_t | \pi_{t-1}, s_t, a_t)$ .

We construct an autolabeling prompt (Appendix G.5) that consists of an overall instruction along with a small set of human-annotated labels as in-context examples. Each in-context example has the following format: {input: [state  $s_t$ , action  $a_t$ , previous policy  $\pi_{t-1}$ ], output: current policy  $\pi_t$ }.

In-context examples are chosen such that they cover every low-level policy. We note that the auto-labeller can generalize to new tasks not contained in the prompt as long as the constituent low-level policies are covered (e.g. Search Flight  $\rightarrow$  Cancel Booking)

## D.2 AUTOGENERATE PROMPTS FROM LABELED DEMONSTRATIONS

Once we have a dataset of labeled demonstrations  $\mathcal{D}_{label} = \{(\phi, s_0, a_0, (\pi_0, \psi_0), \dots, s_T, a_T, (\pi_T, \psi_T))\}$ , we can use that to generate base prompts for both the high-level task planner and low-level policies. For the task planner, we concatenate the following input-output pairs as in-context examples in the base prompt: {input: [context  $\phi$ , initial state  $s_0$ ] and {output: sequence of web policy calls  $(\pi_1, \psi_1), (\pi_2, \psi_2), \dots, (\pi_T, \psi_T)$ }. For each web policy, we search the dataset  $\mathcal{D}_{label}$  for all instances of the policy and create a prompt by concatenating examples of {input: [instruction  $\psi_t$ , current state  $s_t$ , previous actions  $a_{t:t-k}$ ] and {output: next action  $a_t$ }.

## D.3 AUGMENTING PROMPTS WITH CHAIN-OF-THOUGHT REASONING

Empirically, we observed that directly going from input browser content to output web actions can be difficult or error prone for the LLM. Chain-of-thought prompting Wei et al. (2022) has shown to be effective to mitigate this. We additionally include a reasoning section between the input and output sections of the prompt that forces the LLM to generate a series of short sentences that provide justifications for the actions it predictions. We found this to uniformly improve performance for both task and policy prompts (Appendix B). We subsequently added in a simple reason generator prompt (Appendix G.6) that works across both high-level tasks and low-level policies. The prompt takes the current browser content  $s_t$ , previous actions  $a_{t-1:t-k}$ , current action  $a_t$  and generates a reason  $r$ .

## D.4 AUTOLABELING EXAMPLES

We include the following set of in-context examples for autolabeling that allows us to cover the different low-level policies:

1. **MiniWoB:** In-context examples include 1 book flight demo, 1 search engine demo. This lets us cover CHOOSE\_DATE(), FILL\_TEXT(), FIND\_AND\_CLICK\_SEARCH\_LINK(), FIND\_AND\_CLICK\_TAB\_LINK() policies.
2. **Airline CRM:** In-context examples include 1 demo of search flight, covering CHOOSE\_DATE(), FILL\_TEXT() policies.
3. **LiveWeb:** In-context examples include 1 demo of book flight, covering CHOOSE\_DATE(), FILL\_TEXT()

## E AIRLINE CRM ENVIRONMENT

We constructed a mock Airline CRM environment based on typical airline call-center workflows, and modelled on public airline websites (e.g., jetblue.com, aa.com). The website is built as a standard single-page web application, using a light-weight web development stack. Figs 13, 14 shows sample screenshots from the CRM.

This CRM allows us to test scenarios that are more complex than those in MiniWoB++, and scenarios that cannot practically be run on public websites (e.g., cancelling a flight). The scenarios currently supported are described below.

1. **Find one-way or return flight.** This is a single step task, that requires the source & destination airports and flight dates to be entered in the UI, and the search button to be clicked.

[Home](#)
[Find booking](#)
[Help](#)

## Find flights

From  
BOS

To  
JFK

Depart  
05/21/2023

Return  
05/26/2023

Search  
flights

### Select your departing flight

From	To	Flight number	Price
5:51am BOS	7:00am JFK	917	\$190.88
7:30am BOS	8:40am JFK	617	\$192.00
0:25am BOS	1:31am JFK	717	\$98.80
2:05pm BOS	1:18pm JFK	117	\$152.07
2:47pm BOS	4:00pm JFK	417	\$173.35
6:00pm BOS	7:25pm JFK	1317	\$140.59
8:25pm BOS	9:48pm JFK	317	\$76.81
8:25pm BOS	9:48pm JFK	317	\$147.11

### Select your return flight

From	To	Flight number	Price
6:45am JFK	7:52am BOS	318	\$65.96
0:17am JFK	1:24am BOS	518	\$143.80
2:42pm JFK	1:49pm BOS	1318	\$61.92
1:54pm JFK	3:10pm BOS	118	\$97.83
4:36pm JFK	6:05pm BOS	918	\$117.75
8:10pm JFK	9:34pm BOS	418	\$175.71
1:05pm JFK	2:13am +1 BOS	718	\$162.53

Checkout

Figure 13: *search flight* screen of the mock airline CRM.

- Book flight** This is a four step task:
  - Find flight (scenario 1),
  - Select desired outward and return flights & click *Confirm*,
  - Enter passenger details (*Title, first name, last name, gender, date-of-birth*) & click *Save*,
  - Enter payment card details (*card number, expiry, CVC/CVV*) & click *Book flight*.
- Find a booking** This is a single step task - enter booking reference & click *Search*.
- Cancel a booking** This is a three step task:
  - Find booking (scenario 3),
  - Click *Cancel*,
  - Confirm cancellation by re-entering booking reference & click *Cancel*.
- Modify passenger details on an existing booking** This is a three step task:
  - Find booking (scenario 3),
  - Click *Modify*,
  - Change any required passenger details & click *Save*.
- Modify flights on an existing booking** This is
  - Find booking (scenario 3),
  - Click *Modify*,
  - Find flight (scenario 1),



[Home](#)
[Find booking](#)
[Help](#)

**Confirmation code**
BTJQGL

**Passenger details**

Title Ms	First name Glenna	Last name Boone
Email address glenna.boone@where.moc	Gender Female	Date of birth 07/11/2003

**Departing flight**

JFK 2023-05-13 2:55pm	MBJ 2023-05-13 3:45pm	779	\$56.99
--------------------------	--------------------------	-----	---------

**Returning flight**

MBJ 2023-06-25 0:48am	JFK 2023-06-25 3:35pm	480	\$71.85
--------------------------	--------------------------	-----	---------

**Total**
\$128.83

Save changes

**Find alternate flights**

From	To	Depart	Return	Search flights

Figure 14: *find and modify booking* screen of the mock airline CRM.

(d) Select desired outward and return flights & click *Save*,

In addition to supporting the above scenarios, the CRM also exposes a few helper APIs that make running and evaluating experiments easier. Two of these are of interest here:

- `https://<base-url>/generate-random-scenario`. This API returns a scenario randomly selected from those listed above, along with all of the data required for completing that scenario on the UI. Shown below is an example of a scenario returned by this API. In addition to the task specific data, the scenario includes a unique id, and a unique URL on which the task can be executed.

Listing 2: Mock data table used to create a task scenario

```

1 {
2   "scenario": "TASK_FIND_FLIGHT",
3   "id": "ylmjd3iuqpd3gdrvspq",
4   "url": "https://<base-url>/?scenario=ylmjd3iuqpd3gdrvspq",
5   "details": {
6     "flight": {
7       "from": "JFK",
8       "to": "FLL",
9       "departure": "2023-07-07",
10      "return": "2023-09-13",
11      "outward-departure-time": "7:01pm",
12      "outward-arrival-time": "0:13pm",
13      "return-departure-time": "6:00am",
14      "return-arrival-time": "8:43am"
15    }
16  }
17 }
```

- `https://<base-url>/evaluate?scenario=<id>` This API provides a means of automatically evaluating the *success rate* and *task progress* metrics for scenarios generated by the API above. Specifically, if the UI actions are performed on the unique URL returned by the *generate-random-scenario* API, calling the *evaluate* API afterwards with the scenario id will return the metrics. These metrics are calculated with reference to the gold standard actions required for the given scenario.

---

## F LIVE WEBSITES DATASET

### F.1 COLLECTING HUMAN TASK DEMOS

We collected a dataset of human agents searching for flights across three websites: <https://www.jetblue.com/>, <https://www.aa.com/>, <https://www.united.com/en/us>. For each of the websites, a human agent was given a set of 10 task specifications as short conversations, e.g. "Book a flight departing from  $\langle \rangle$ , arriving at  $\langle \rangle$ , leaving on  $\langle \rangle$  and returning on  $\langle \rangle$ ". The actions of the human agent, e.g. the click and types, were recorded for each episode. Along with the actions, the raw DOM of the website was also recorded. This is crucial as over the course of the paper, the DOM would change as a result of updates to the website. This also goes to show that simply memorizing actions is unlikely to succeed for these live website tasks.

### F.2 PARSING BROWSER CONTENT

Given a data point of raw website DOM (Document Object Model) and action, we make use of playwright <https://playwright.dev> to parse the DOM and extract a list of web elements. This process involves traversing the DOM tree and extracting salient nodes, i.e. nodes with actionable elements like `<input>`, `<button>`, `<link>`. We also propagate up text attributes from child nodes to the salient parent nodes since the text label for an element may occur inside the subtree. Every web element in the list is represented by an `id` and optionally a `value`. The list of all such elements is concatenated to represent the browser content in natural text form. This is input as the browser observation in the LLM context. Natural language descriptions attached to different web elements helps it generalize across different websites since LLMs have been pre-trained on natural language data. This text form is included under Browser Content in the LLM context. We also convert the demonstrated actions to `CLICK <id>` or `TYPE <id> "TEXT"`.

### F.3 AUGMENTING WITH CONVERSATIONS

Each episode of the dataset is represented by the task, the sequence of browser content and actions. Since we wanted to test how models can generalize to different conversations, we used an LLM to automatically generate conversations between a customer and agent that converted the task specification into a short conversational context. We specified the conversations to be diverse and set the temperature to be high (0.6) which naturally resulted in different conversations for every task.

## G LIBRARY OF PROMPTS

We list out prompts for the four different methods HeaP Few-shot, Flat Few-shot, HeaP Zero-shot, Flat Zero-shot, that we use to evaluate MiniWoB++ tasks. We also include the train time auto labeling (and reasoning) prompts used to annotate human-collected demonstrations for the search flight task in the LiveWeb dataset.

### G.1 HEAP FEW-SHOT PROMPT

Listing 3: HeaP Few-shot Task Prompt

```
1  ### Instruction:
2  You are an AI assistant performing tasks in a web browser on behalf of a human agent. To do
   this, you will be given specific information and allowed to issue certain actions that
   will get you closest to achieving your objective.
3
4  You are given:
5  1. CONTEXT: The goal you need to achieve, either explicitly stated or implied from a
   conversation between a customer (CUS) and agent (REP).
6  2. BROWSER CONTENT: A simplified text description of the BROWSER CONTENT, without formatting
   elements.
7  3. URL: The current webpage URL.
8  4. PREVIOUS ACTIONS: A list of your past actions.
9
10 You can only interact with web elements like links, inputs, and buttons in the browser content
   . You can issue these actions:
11 - CLICK <id> - Click on the specified element.
12 - FILL_TEXT <id> "TEXT": Fill a text box with the given text.
13 - CHOOSE_DATE <id> "DATE": Select a date value from a datepicker.
14 - FIND_AND_CLICK_SEARCH_LINK "LINK_NUMBER": When dealing with a search engine, find and click
   a link the LINK_NUMBER from search results.
15 - CLICK_CHECKBOXES "CONTEXT": Select checkbox(es) specified by CONTEXT
16 - PROCESS_EMAIL "CONTEXT": Find / Reply / Process any email task specified by CONTEXT
17 - DONE: Once you finish issuing all actions.
18
19 Here are a few examples:
20
21 ### Input:
22 CONTEXT:
23 Book the shortest one-way flight from: LEB to: RDG on 12/26/2016
24 BROWSER CONTENT:
25 <body id=1 val= />
26 <div id=2 val=wrap />
27 <div id=3 val=area />
28 <div id=4 val=menu />
29 <h2 id=5 val=Book Your One-Way Flight />
30 <div id=6 val= />
31 <input_text id=7 val=flight-from />
32 <div id=8 val= />
33 <input_text id=9 val=flight-to />
34 <div id=10 val= />
35 <div id=11 val=Departure Date />
36 <div id=12 val= />
37 <input_text id=13 val=datepicker />
38 <div id=14 val= />
39 <button id=15 val=Search />
40 <div id=16 val= />
41 <div id=23 val=1 result is available, use up and down arrow keys to navigate. />
42 <div id=18 val= />
43 <div id=27 val=1 result is available, use up and down arrow keys to navigate. />
44 URL: https://
45 PREVIOUS ACTIONS:
46
47 ### Response:
48 REASONING:
49 I will first check the instruction to see if the CONTEXT falls in that list. No it does not.
   Therefore, I can proceed.
50 I have to book the shortest flight from LEB to RDG on 12/26/2016
51 Looking at the browser content, I have to fill in the following fields
52 I have to fill flight-from with "LEB"
53 I have to fill flight-to with "RDG"
54 I have to choose date from the datepicker as 12/26/2016
55 I have to click Search
56 Finally, I have to issue DONE
57 ACTION:
58 FILL_TEXT flight-from "LEB"
59 FILL_TEXT flight-to "RDG"
60 CHOOSE_DATE datepicker "12/26/2016"
```

```

61 CLICK Search
62 DONE
63
64 ### Input:
65 CONTEXT:
66 Copy the text in the textarea below, paste it into the textbox and press Submit.
67 BROWSER CONTENT:
68 <body id=1 val= />
69 <div id=2 val=wrap />
70 <div id=3 val=area />
71 <div id=4 val=container />
72 <input_text id=5 val=/>
73 <textarea id=6 val=Commodo adipiscing eu erat enim ipsum sodales eget id />
74 <button id=7 val=Submit />
75 URL:
76 https://
77 PREVIOUS ACTIONS:
78
79 ### Response:
80 REASONING:
81 I will first check the instruction to see if the CONTEXT falls in that list. No it does not.
82     Therefore, I can proceed.
83 I have to first copy the text from text area id=6 to input_text id=5
84 I have to click Submit
85 Finally, I have to issue DONE
86 ACTION:
87 TYPE 5 "Commodo_adipiscing_eu_erat_enim_ipsum_sodales_eget_id"
88 CLICK 7
89 DONE
90
91 ### Input:
92 CONTEXT:
93 Find the 2nd word in the paragraph, type that into the textbox and press "Submit".
94 BROWSER CONTENT:
95 <body id=1 val= />
96 <div id=2 val=wrap />
97 <div id=3 val=area />
98 <p id=4 val=Dis urna proin placerat neque, lectus turpis. />
99 <input_text id=5 val=answer-input />
100 <button id=6 val=Submit />
101 URL:
102 https://
103 PREVIOUS ACTIONS:
104
105 ### Response:
106 REASONING:
107 I will first check the instruction to see if the CONTEXT falls in that list. No it does not.
108     Therefore, I can proceed.
109 I have to find the 2nd word in the paragraph and type it into the textbox.
110 The paragraph is in id 4, "Dis_urna_proin_placerat_neque,_lectus_turpis."
111 The 2nd word is "urna".
112 I have to type that in id 5.
113 Then, I have to click Submit.
114 Finally, I have to issue DONE
115 ACTION:
116 TYPE 5 "urna"
117 CLICK 6
118 DONE
119
120 ### Input:
121 CONTEXT:
122 Book the shortest one-way flight from: Cincinnati, OH to: LEX on 10/16/2016.
123 BROWSER CONTENT:
124 <label id=362 val=Depart: />
125 <div id=364 val=2:50 PM />
126 <div id=365 val=Sun Oct 16 2016 />
127 <div id=366 val=Cincinnati, OH (CVG) />
128 <label id=369 val=Arrives: />
129 <div id=371 val=5:32 AM />
130 <div id=372 val=Mon Oct 17 2016 />
131 <div id=373 val=LEX />
132 <label id=376 val=Duration: />
133 <div id=378 val=14h 42m />
134 <button id=380 val=Book flight for $379 />
135 <div id=383 val= />
136 <label id=406 val=Depart: />
137 <div id=408 val=11:06 PM />
138 <div id=409 val=Sun Oct 16 2016 />
139 <div id=410 val=Cincinnati, OH (CVG) />
140 <label id=413 val=Arrives: />
141 <div id=415 val=2:27 AM />

```

```

140 <div id=416 val=Mon Oct 17 2016 />
141 <div id=417 val=LEX />
142 <label id=420 val=Duration: />
143 <div id=422 val=3h 21m />
144 <button id=424 val=Book flight for $209 />
145 <div id=425 val= />
146 <label id=428 val=Depart: />
147 <div id=430 val=3:23 AM />
148 <div id=431 val=Sun Oct 16 2016 />
149 <div id=432 val=Cincinnati, OH (CVG) />
150 <label id=435 val=Arrives: />
151 <div id=437 val=5:19 AM />
152 <div id=438 val=Mon Oct 17 2016 />
153 <div id=439 val=LEX />
154 <label id=442 val=Duration: />
155 <div id=444 val=25h 56m />
156 <button id=446 val=Book flight for $1197 />
157 URL:
158 https://
159 PREVIOUS ACTIONS:
160
161 ### Response:
162 REASONING:
163 I will first check the instruction to see if the CONTEXT falls in that list. No it does not.
    Therefore, I can proceed.
164 I have to book the shortest flight from Cincinnati, OH to: LEX
165 Looking at the browser content, I see different flight options with flight durations and
    prices
166 Since I have to book the shortest flight, I should look at duration
167 The shortest duration is 3h 21m corresponding to id 422
168 To book this flight, I have to click on button below corresponding to id 424
169 Finally, I have to issue DONE
170 ACTION:
171 CLICK <button id=424 val=Book flight for $209 />
172 DONE
173
174 The current CONTEXT, URL, and BROWSER CONTENT follow. Respond with REASONING and ACTION.
175
176 ### Input:
177 CONTEXT:
178 {context}
179 BROWSER CONTENT:
180 {browser_content}
181 URL:
182 {url}
183 PREVIOUS ACTIONS:
184 {previous_actions}
185
186 ### Response:

```

Listing 4: HeaP Few-shot FILL\_TEXT() Policy Prompt

```

1 ### Instruction:
2 You are an AI assistant performing tasks in a web browser on behalf of a human agent. Your
    goal is to fill a text box. Here are the instructions:
3 1. First type in a text box.
4 2. If there is a dropdown text, click on the corresponding id.
5 3. Issue DONE.
6
7 You are given:
8 1. CONTEXT: An instruction like FILL_TEXT <id> "TEXT"
9 2. BROWSER CONTENT: A simplified text description of the BROWSER CONTENT, without formatting
    elements.
10 3. URL: The current webpage URL.
11 4. PREVIOUS ACTIONS: A list of your past actions.
12
13 You can only interact with web elements like links, inputs, and buttons in the browser content
    . You can issue these actions:
14 - TYPE <id> "TEXT" - Type "TEXT" into the input element.
15 - CLICK <id> - Click on the specified element.
16 - DONE - Once you finish issuing all actions.
17
18 Here are a few examples:
19
20 ### Input:
21 CONTEXT:
22 FILL_TEXT flight-from "LEB"
23 BROWSER CONTENT:
24 <body id=1 val= />
25 <div id=2 val=wrap />

```

```

26 <div id=3 val=area />
27 <div id=4 val=menu />
28 <h2 id=5 val=Book Your One-Way Flight />
29 <div id=6 val= />
30 <input_text id=7 val=flight-from />
31 <div id=8 val= />
32 <input_text id=9 val=flight-to />
33 <div id=10 val= />
34 URL:
35 https://
36 PREVIOUS ACTIONS:
37
38 ### Response:
39 REASONING:
40 I have no previous actions.
41 I have to first type "LEB" in the field flight-from corresponding to id 7
42 ACTION:
43 TYPE 7 flight-from "LEB"
44
45 ### Input:
46 CONTEXT:
47 FILL_TEXT flight-from "LEB"
48 BROWSER CONTENT:
49 <body id=1 val= />
50 <div id=2 val=wrap />
51 <div id=3 val=area />
52 <div id=4 val=menu />
53 <h2 id=5 val=Book Your One-Way Flight />
54 <div id=6 val= />
55 <input_text id=7 val=flight-from />
56 <div id=8 val= />
57 <div id=14 val= />
58 <button id=15 val=Search />
59 <ul id=18 val=ui-id-1 />
60 <li id=19 val= />
61 <div id=20 val=Hanover, NH (HNV) />
62 <li id=21 val= />
63 <div id=22 val=Lebanon, NH (LEB) />
64 <li id=23 val= />
65 <div id=24 val=White River, VT (WHR) />
66 <div id=16 val= />
67 <div id=25 val=3 results are available, use up and down arrow keys to navigate. />
68 <div id=17 val= />
69 URL:
70 https://
71 PREVIOUS ACTIONS:
72 TYPE 7 flight-from "LEB"
73
74 ### Response:
75 REASONING:
76 I have already typed in "LEB" in id 7
77 There is a corresponding dropdown text in "Lebanon, NH (LEB)" in id 22
78 I have to click on id 22 Lebanon, NH (LEB)
79 ACTION:
80 CLICK 22 Lebanon, NH (LEB)
81
82 ### Input:
83 CONTEXT:
84 FILL_TEXT flight-from "LEB"
85 BROWSER CONTENT:
86 <body id=1 val= />
87 <div id=2 val=wrap />
88 <div id=3 val=area />
89 <div id=4 val=menu />
90 <h2 id=5 val=Book Your One-Way Flight />
91 <div id=6 val= />
92 <input_text id=7 val=flight-from />
93 <div id=8 val= />
94 <input_text id=9 val=flight-to />
95 <div id=10 val= />
96 <div id=11 val=Departure Date />
97 <div id=12 val= />
98 <input_text id=13 val=datepicker />
99 URL:
100 https://
101
102 ### Response:
103 PREVIOUS ACTIONS:
104 TYPE 7 flight-from "LEB"
105 CLICK 22 Lebanon, NH (LEB)
106 REASONING:

```

```

107 I have already typed in "LEB" in id 7
108 I have clicked on the dropdown text in id 22 Lebanon, NH (LEB)
109 I am done filling text
110 ACTION:
111 DONE
112
113 The current CONTEXT, URL, and BROWSER CONTENT follow. Respond with REASONING and ACTION.
114
115 ### Input:
116 CONTEXT:
117 {context}
118 BROWSER CONTENT:
119 {browser_content}
120 URL:
121 {url}
122 PREVIOUS ACTIONS:
123 {previous_actions}
124
125 ### Response:

```

### Listing 5: HeaP Few-shot CHOOSE\_DATE() Policy Prompt

```

1 ### Instruction:
2 You are an AI assistant performing tasks in a web browser on behalf of a human agent. Your
  goal is to choose a date from a datepicker. Here are the instructions:
3 1. First click on the datepicker
4 2. Check if you are in the right month, else use Prev to Navigate to the right month
5 3. Once you are at the right month, click on the right date
6 4. Once you have clicked the date, issue DONE.
7
8 You are given:
9 1. CONTEXT: An instruction like CHOOSE_DATE <id> "DATE".
10 2. BROWSER CONTENT: A simplified text description of the BROWSER CONTENT, without formatting
   elements.
11 3. URL: The current webpage URL.
12 4. PREVIOUS ACTIONS: A list of your past actions.
13
14 You can only interact with web elements like links, inputs, and buttons in the browser content
   . You can issue these actions:
15 - CLICK <id> - Click on the specified element.
16 - TYPE <id> "TEXT" - Type "TEXT" into the input element.
17 - DONE - Once you finish issuing all actions.
18
19 Here are a few examples:
20
21 ### Input:
22 CONTEXT:
23 CHOOSE_DATE datepicker "11/03/2016"
24 BROWSER CONTENT:
25 <body id=1 val= />
26 <div id=2 val=wrap />
27 <div id=3 val=area />
28 <p id=4 val= />
29 <t id=-1 val=Date: />
30 <input_text id=5 val=datepicker />
31 <button id=6 val=Submit />
32 URL:
33 https://
34 PREVIOUS ACTIONS:
35
36 ### Response:
37 REASONING:
38 I have no previous actions.
39 I have to first click on a datepicker.
40 ACTION:
41 CLICK 5 datepicker
42
43 ### Input:
44 CONTEXT:
45 CHOOSE_DATE datepicker "11/03/2016"
46 BROWSER CONTENT:
47 <div id=8 val= />
48 <a id=9 val= />
49 <span id=10 val=Prev />
50 <a id=11 val= />
51 <div id=13 val= />
52 <span id=14 val=December />
53 <span id=15 val=2016 />
54 <a id=40 val=12/1/2016 />
55 <a id=42 val=12/2/2016 />

```

---

```

56 <a id=44 val=12/3/2016 />
57 <a id=47 val=12/4/2016 />
58 <a id=49 val=12/5/2016 />
59 <a id=51 val=12/6/2016 />
60 <a id=53 val=12/7/2016 />
61 <a id=55 val=12/8/2016 />
62 <a id=57 val=12/9/2016 />
63 <a id=59 val=12/10/2016 />
64 <a id=62 val=12/11/2016 />
65 <a id=64 val=12/12/2016 />
66 <a id=66 val=12/13/2016 />
67 <a id=68 val=12/14/2016 />
68 URL:
69 https://
70 PREVIOUS ACTIONS:
71 CLICK 5 datepicker
72
73 ### Response:
74 REASONING:
75 I have already clicked on datepicker.
76 Looking at the BROWSER CONTENT val, I am currently in Decemeber (12/2016).
77 I have to go to November (11/2016).
78 Since 11 < 12, I have to click on Prev
79 ACTION:
80 CLICK 10 Prev
81
82 ### Input:
83 CONTEXT:
84 CHOOSE_DATE datepicker "11/03/2016"
85 BROWSER CONTENT:
86 <tbody id=33 val= />
87 <a id=40 val=11/1/2016 />
88 <a id=42 val=11/2/2016 />
89 <a id=44 val=11/3/2016 />
90 <a id=47 val=11/4/2016 />
91 <a id=49 val=11/5/2016 />
92 <a id=51 val=11/6/2016 />
93 <a id=53 val=11/7/2016 />
94 <a id=55 val=11/8/2016 />
95 <a id=57 val=11/9/2016 />
96 <a id=59 val=11/10/2016 />
97 <a id=62 val=11/11/2016 />
98 <a id=64 val=11/12/2016 />
99 <a id=66 val=11/13/2016 />
100 <a id=68 val=11/14/2016 />
101 <a id=70 val=11/15/2016 />
102 URL:
103 https://
104 PREVIOUS ACTIONS:
105 CLICK 5 datepicker
106 CLICK 10 Prev
107
108 ### Response:
109 REASONING:
110 I have already clicked on datepicker.
111 Looking at the BROWSER CONTENT val, I am currently in November (11/2016).
112 I have to go to November (11/2016).
113 Since 11 = 11, I am in the correct month.
114 I have to click on the id corresponding to 11/3/2016
115 ACTION:
116 CLICK 44 11/3/2016
117
118 ### Input:
119 CONTEXT:
120 CHOOSE_DATE datepicker "11/03/2016"
121 URL:
122 https://
123 BROWSER CONTENT:
124 <body id=1 val= />
125 <div id=2 val=wrap />
126 <div id=3 val=area />
127 <p id=4 val= />
128 <t id=-1 val=Date: />
129 <input_text id=5 val=datepicker />
130 <button id=6 val=Submit />
131 PREVIOUS ACTIONS:
132 CLICK 5 datepicker
133 CLICK 10 prev
134 CLICK 44 11/3/2016
135
136 ### Response:

```



```

137 REASONING:
138 I am done selecting the dates.
139 ACTION:
140 DONE
141
142 ### Input:
143 CONTEXT:
144 CHOOSE_DATE 5 "05/20/2010"
145 BROWSER CONTENT:
146 <body id=1 val= />
147 <div id=2 val=wrap />
148 <div id=3 val=area />
149 <div id=4 val=form />
150 <input_date id=5 val=tt />
151 <button id=6 val=Submit />
152
153 ### Response:
154 REASONING:
155 I see no datepicker. I will directly type the date.
156 ACTION:
157 TYPE 5 "05/20/2010"
158
159 The current CONTEXT, URL, and BROWSER CONTENT follow. Respond with REASONING and ACTION.
160
161 ### Input:
162 CONTEXT:
163 {context}
164 BROWSER CONTENT:
165 {browser_content}
166 URL:
167 {url}
168 PREVIOUS ACTIONS:
169 {previous_actions}
170
171 ### Response:

```

## G.2 FLAT FEW-SHOT PROMPT

Listing 6: Flat Few-shot Prompt

```

1  ### Instruction:
2  You are an AI assistant performing tasks in a web browser on behalf of a human agent. To do
   this, you will be given specific information and allowed one action at a time that get
   you closest to achieving your objective.
3
4  You are given:
5  1. CONTEXT: The goal you need to achieve, either explicitly stated or implied from a
   conversation between a customer (CUS) and agent (REP).
6  2. BROWSER CONTENT: A simplified text description of the current browser content, without
   formatting elements.
7  3. URL: The current webpage URL.
8  4. PREVIOUS ACTIONS: A list of your past actions.
9
10 You can only interact with web elements like links, inputs, and buttons in the browser content
   . You can issue any one of these actions:
11 - CLICK <id> - Click on the specified element.
12 - TYPE <id> "TEXT" - Type "TEXT" into the input element.
13 - DONE - Once you finish issuing all actions.
14
15 Here are a few examples:
16
17 ### Input:
18 CONTEXT:
19 Find the 2nd word in the paragraph, type that into the textbox and press "Submit".
20 BROWSER CONTENT:
21 <body id=1 val= />
22 <div id=2 val=wrap />
23 <div id=3 val=area />
24 <p id=4 val=Dis urna proin placerat neque, lectus turpis. />
25 <input_text id=5 val=answer-input />
26 <button id=6 val=Submit />
27 URL:
28 https://
29 PREVIOUS ACTIONS:
30
31 ### Response:
32 REASONING:
33 I have to find the 2nd word in the paragraph and type it into the textbox.

```

```

34 The paragraph is in id 4, "Dis_urna_proin_placerat_neque,_lectus_turpis."
35 The 2nd word is "urna".
36 I have to type that in id 5.
37 ACTION:
38 TYPE 5 "urna"
39
40 ### Input:
41 CONTEXT:
42 Find the 2nd word in the paragraph, type that into the textbox and press "Submit".
43 BROWSER CONTENT:
44 <body id=1 val= />
45 <div id=2 val=wrap />
46 <div id=3 val=area />
47 <p id=4 val=Dis urna proin placerat neque, lectus turpis. />
48 <input_text id=5 val=urna />
49 <button id=6 val=Submit />
50 URL:
51 https://
52 PREVIOUS ACTIONS:
53 TYPE 5 "urna"
54
55 ### Response:
56 REASONING:
57 Looking at the current browser context, I can verify that I have typed in "urna" in id 5.
58 I have to click submit.
59 ACTION:
60 CLICK 6
61
62 ### Input:
63 CONTEXT:
64 Copy the text in the textarea below, paste it into the textbox and press Submit.
65 BROWSER CONTENT:
66 <body id=1 val= />
67 <div id=2 val=wrap />
68 <div id=3 val=area />
69 <div id=4 val=container />
70 <input_text id=5 val=Commodo adipiscing eu erat enim ipsum sodales eget id/>
71 <textarea id=6 val=Commodo adipiscing eu erat enim ipsum sodales eget id />
72 <button id=7 val=Submit />
73 URL:
74 https://
75 PREVIOUS ACTIONS:
76 TYPE 5 "Commodo_adipiscing_eu_erat_enim_ipsum_sodales_eget_id"
77
78 ### Response:
79 REASONING:
80 I have already typed in the text in the textbox.
81 I have to clicl submit
82 ACTION:
83 CLICK 7
84
85 ### Input:
86 CONTEXT:
87 Select 11/03/2016 as the date and hit submit.
88 BROWSER CONTENT:
89 <input_text id=5 val=datepicker />
90 <div id=8 val= />
91 <a id=9 val= />
92 <span id=10 val=Prev />
93 <a id=11 val= />
94 <div id=13 val= />
95 <span id=14 val=December />
96 <span id=15 val=2016 />
97 <a id=40 val=12/1/2016 />
98 <a id=42 val=12/2/2016 />
99 <a id=44 val=12/3/2016 />
100 <a id=47 val=12/4/2016 />
101 <a id=49 val=12/5/2016 />
102 <a id=51 val=12/6/2016 />
103 <a id=53 val=12/7/2016 />
104 <a id=55 val=12/8/2016 />
105 <a id=57 val=12/9/2016 />
106 URL:
107 https://
108 PREVIOUS ACTIONS:
109 CLICK 5
110
111 ### Response:
112 REASONING:
113 I have already clicked on datepicker.
114 Looking at the current browser content val, I am currently in Decemeber (12/2016).

```

```

115 I have to go to November (11/2016).
116 Since 11 < 12, I have to click on Prev
117 ACTION:
118 CLICK 10
119
120 ### Input:
121 CONTEXT:
122 Select 11/03/2016 as the date and hit submit.
123 BROWSER CONTENT:
124 <tbody id=33 val= />
125 <a id=40 val=11/1/2016 />
126 <a id=42 val=11/2/2016 />
127 <a id=44 val=11/3/2016 />
128 <a id=47 val=11/4/2016 />
129 <a id=49 val=11/5/2016 />
130 <a id=51 val=11/6/2016 />
131 <a id=53 val=11/7/2016 />
132 <a id=55 val=11/8/2016 />
133 <a id=57 val=11/9/2016 />
134 <a id=59 val=11/10/2016 />
135 <a id=62 val=11/11/2016 />
136 <a id=64 val=11/12/2016 />
137 <a id=66 val=11/13/2016 />
138 <a id=68 val=11/14/2016 />
139 <a id=70 val=11/15/2016 />
140 URL:
141 https://
142 PREVIOUS ACTIONS:
143 CLICK 5
144 CLICK 10
145
146 ### Response:
147 REASONING:
148 I have already clicked on datepicker.
149 Looking at the current browser content val, I am currently in November (11/2016).
150 I have to go to November (11/2016).
151 Since 11 = 11, I am in the correct month.
152 I have to click on the id corresponding to 11/3/2016
153 ACTION:
154 CLICK 44
155
156 ### Input
157 CONTEXT:
158 Select 11/03/2016 as the date and hit submit.
159 BROWSER CONTENT:
160 <body id=1 val= />
161 <div id=2 val=wrap />
162 <div id=3 val=area />
163 <p id=4 val= />
164 <t id=-4 val=Date: />
165 <input_text id=5 val=11/03/2016 />
166 <button id=6 val=Submit />
167 URL:
168 https://
169 PREVIOUS ACTIONS:
170 CLICK 5
171 CLICK 10
172 CLICK 139
173
174 ### Response
175 REASONING:
176 Looking at the current browser content, I see the data field input_text id=5 has the correct
    date 11/03/2016
177 I must go ahead and click submit
178 ACTION:
179 CLICK 6
180
181 The current CONTEXT, URL, and BROWSER CONTENT follow. Respond with REASONING and ACTION.
182
183 ### Input:
184 CONTEXT:
185 {context}
186 BROWSER_CONTENT:
187 {browser_content}
188 URL:
189 {url}
190 PREVIOUS_ACTIONS:
191 {previous_actions}
192
193 ### Response:

```

### G.3 HEAP ZERO-SHOT PROMPT

Listing 7: HeaP Zero-shot Task Prompt

```
1  ### Instruction:
2  You are an AI assistant performing tasks in a web browser on behalf of a human agent. To do
   this, you will be given specific information and allowed to issue certain actions that
   will get you closest to achieving your objective.
3
4  You are given:
5  1. CONTEXT: The goal you need to achieve, either explicitly stated or implied from a
   conversation between a customer (CUS) and agent (REP).
6  2. BROWSER CONTENT: A simplified text description of the BROWSER CONTENT, without formatting
   elements.
7  3. URL: The current webpage URL.
8  4. PREVIOUS ACTIONS: A list of your past actions.
9
10 You can only interact with web elements like links, inputs, and buttons in the browser content
   . You can issue these actions:
11 - CLICK <id> - Click on the specified element.
12 - FILL_TEXT <id> "TEXT": Fill a text box with the given text.
13 - CHOOSE_DATE <id> "DATE": Select a date value from a datepicker.
14 - FIND_AND_CLICK_SEARCH_LINK "LINK_NUMBER": When dealing with a search engine, find and click
   a link the LINK_NUMBER from search results.
15 - CLICK_CHECKBOXES "CONTEXT": Select checkbox(es) specified by CONTEXT
16 - PROCESS_EMAIL "CONTEXT": Find / Reply / Process any email task specified by CONTEXT
17 - DONE: Once you finish issuing all actions.
18
19 The current CONTEXT, URL, and BROWSER CONTENT follow. Respond with REASONING and ACTION.
20
21 ### Input:
22 CONTEXT:
23 {context}
24 BROWSER CONTENT:
25 {browser_content}
26 URL:
27 {url}
28 PREVIOUS ACTIONS:
29 {previous_actions}
30
31 ### Response:
```

Listing 8: HeaP Zero-shot FILL\_TEXT() Policy Prompt

```
1  ### Instruction:
2  You are an AI assistant performing tasks in a web browser on behalf of a human agent. Your
   goal is to fill a text box. Here are the instructions:
3  1. First type in a text box.
4  2. If there is a dropdown text, click on the corresponding id.
5  3. Issue DONE.
6
7  You are given:
8  1. CONTEXT: An instruction like FILL_TEXT <id> "TEXT"
9  2. BROWSER CONTENT: A simplified text description of the BROWSER CONTENT, without formatting
   elements.
10 3. URL: The current webpage URL.
11 4. PREVIOUS ACTIONS: A list of your past actions.
12
13 You can only interact with web elements like links, inputs, and buttons in the browser content
   . You can issue these actions:
14 - TYPE <id> "TEXT" - Type "TEXT" into the input element.
15 - CLICK <id> - Click on the specified element.
16 - DONE - Once you finish issuing all actions.
17
18 The current CONTEXT, URL, and BROWSER CONTENT follow. Respond with REASONING and ACTION.
19
20 ### Input:
21 CONTEXT:
22 {context}
23 BROWSER CONTENT:
24 {browser_content}
25 URL:
26 {url}
27 PREVIOUS ACTIONS:
28 {previous_actions}
29
30 ### Response:
```

### Listing 9: HeaP Zero-shot CHOOSE\_DATE() Policy Prompt

```
1  ### Instruction:
2  You are an AI assistant performing tasks in a web browser on behalf of a human agent. Your
   goal is to choose a date from a datepicker. Here are the instructions:
3  1. First click on the datepicker
4  2. Check if you are in the right month, else use Prev to Navigate to the right month
5  3. Once you are at the right month, click on the right date
6  4. Once you have clicked the date, issue DONE.
7
8  You are given:
9  1. CONTEXT: An instruction like CHOOSE_DATE <id> "DATE".
10 2. BROWSER CONTENT: A simplified text description of the BROWSER CONTENT, without formatting
   elements.
11 3. URL: The current webpage URL.
12 4. PREVIOUS ACTIONS: A list of your past actions.
13
14 You can only interact with web elements like links, inputs, and buttons in the browser content
   . You can issue these actions:
15 - CLICK <id> - Click on the specified element.
16 - TYPE <id> "TEXT" - Type "TEXT" into the input element.
17 - DONE - Once you finish issuing all actions.
18
19 The current CONTEXT, URL, and BROWSER CONTENT follow. Respond with REASONING and ACTION.
20
21 ### Input:
22 CONTEXT:
23 {context}
24 BROWSER CONTENT:
25 {browser_content}
26 URL:
27 {url}
28 PREVIOUS ACTIONS:
29 {previous_actions}
30
31 ### Response:
```

## G.4 FLAT ZERO-SHOT PROMPT

### Listing 10: Flat Zero-shot Prompt

```
1  ### Instruction:
2  You are an AI assistant performing tasks in a web browser on behalf of a human agent. To do
   this, you will be given specific information and allowed one action at a time that get
   you closest to achieving your objective.
3
4  You are given:
5  1. CONTEXT: The goal you need to achieve, either explicitly stated or implied from a
   conversation between a customer (CUS) and agent (REP).
6  2. BROWSER CONTENT: A simplified text description of the current browser content, without
   formatting elements.
7  3. URL: The current webpage URL.
8  4. PREVIOUS ACTIONS: A list of your past actions.
9
10 You can only interact with web elements like links, inputs, and buttons in the browser content
   . You can issue any one of these actions:
11 - CLICK <id> - Click on the specified element.
12 - TYPE <id> "TEXT" - Type "TEXT" into the input element.
13 - DONE - Once you finish issuing all actions.
14
15 The current CONTEXT, URL, and BROWSER CONTENT follow. Respond with REASONING and ACTION.
16
17 ### Input:
18 CONTEXT:
19 {context}
20 BROWSER CONTENT:
21 {browser_content}
22 URL:
23 {url}
24 PREVIOUS ACTIONS:
25 {previous_actions}
26
27 ### Response:
```

## G.5 AUTO-LABELING PROMPT

## Listing 11: Autolabel Prompt

```

1  ### Instruction:
2  You are an AI assistant labeling web actions as one of several skills.
3
4  You are given:
5  - a CONTEXT that contains the objective you are trying to achieve. The objective may be
    explicitly stated or be implicit in a conversation between a customer (CUS) and agent (
    REP).
6  - A simplified text description of the browser content and the current webpage URL. The
    browser content is highly simplified with all formatting elements removed.
7  - The current web action being performed
8  - The previous label that was assigned
9
10 You can only assign labels from the following types
11 - FILL_TEXT "desription" "TEXT" - fill a text box
12 - CHOOSE_DATE "desription" "DATE" - choose a date from a date grid
13 - CLICK "desription" - click a button
14
15 Here are a few examples:
16
17 ### Input:
18 CONTEXT:
19 Book a flight from Boston to Chicago departing on Dec 1, 2023 and returning on Dec 12, 2023
20 BROWSER CONTENT:
21 <text id=10>JetBlue Home</text>
22 <text id=11>Where on Earth are you headed?</text>
23 <button id=12>Flights</button>
24 <button id=13>Flights + Hotel</button>
25 <button id=14>Flights + Cruise</button>
26 <button id=15>Cars</button>
27 <button id=16>Stays</button>
28 <button id=17>Roundtrip</button>
29 <button id=18 title="Travelers">1 Adult</button>
30 <text id=19>Use TrueBlue points</text>
31 <text id=20>From</text>
32 <input id=21 text=Washington D.C. area (WAS)</input>
33 <button id=22>Reverse origin and destination city or airport</button>
34 <text id=23>To</text>
35 <input id=24 text/>
36 <text id=25>Depart</text>
37 <input id=26 Depart Press DOWN ARROW key to select available dates/>
38 <text id=27>Return</text>
39 <input id=28 Return Press DOWN ARROW key to select available dates/>
40 <button id=29>Search flights</button>
41 CURRENT ACTION:
42 TYPE 21 Boston
43 PREVIOUS LABEL:
44
45 ### Response:
46 CURRENT LABEL:
47 FILL_TEXT From "Boston"
48
49 ### Input:
50 CONTEXT:
51 Book a flight from Boston to Chicago departing on Dec 1, 2023 and returning on Dec 12, 2023
52 BROWSER CONTENT:
53 <text id=20>From</text>
54 <input id=21 text>Boston</input>
55 <text id=22>Boston</text>
56 <text id=23>area</text>
57 <text id=24>Boston</text>
58 <text id=25>, MA (BOS)</text>
59 <text id=26>Providence, RI (PVD)</text>
60 <text id=27>Worcester, MA (ORH)</text>
61 <text id=28>Browse by regions</text>
62 <text id=29>Browse by regions</text>
63 <text id=30>Mint Service</text>
64 <text id=31>Partner Airline</text>
65 <button id=32>Reverse origin and destination city or airport</button>
66 <text id=33>To</text>
67 <input id=34 text/>
68 <text id=35>Depart</text>
69 <input id=36 Depart Press DOWN ARROW key to select available dates/>
70 <text id=37>Return</text>
71 <input id=38 Return Press DOWN ARROW key to select available dates/>
72 <button id=39>Search flights</button>
73 CURRENT ACTION:
74 CLICK 24
75 PREVIOUS LABEL:
76 FILL_TEXT From "Boston"

```

```

77
78 ### Response:
79 CURRENT LABEL:
80 FILL_TEXT From "Boston"
81
82 ### Input:
83 CONTEXT:
84 Book a flight from Boston to Chicago departing on Dec 1, 2023 and returning on Dec 12, 2023
85 BROWSER CONTENT:
86 <button id=13>Flights + Hotel</button>
87 <button id=14>Flights + Cruise</button>
88 <button id=15>Cars</button>
89 <button id=16>Stays</button>
90 <button id=17>Roundtrip</button>
91 <button id=18 title="Travelers">1 Adult</button>
92 <text id=19>Use TrueBlue points</text>
93 <text id=20>From</text>
94 <input id=21 text=Boston, MA (BOS)</input>
95 <button id=22>Reverse origin and destination city or airport</button>
96 <text id=23>To</text>
97 <input id=24 text/>
98 <text id=25>Browse by regions</text>
99 <text id=26>Mint Service</text>
100 <text id=27>Partner Airline</text>
101 <text id=28>Depart</text>
102 <input id=29 Depart Press DOWN ARROW key to select available dates/>
103 <text id=30>Return</text>
104 <input id=31 Return Press DOWN ARROW key to select available dates/>
105 <button id=32>Search flights</button>
106 CURRENT ACTION:
107 TYPE 24 Chicago
108 PREVIOUS LABEL:
109 FILL_TEXT From "Boston"
110
111 ### Response:
112 CURRENT LABEL:
113 FILL_TEXT To "Chicago"
114
115 ### Input:
116 CONTEXT:
117 Book a flight from Boston to Chicago departing on Dec 1, 2023 and returning on Dec 12, 2023
118 CURRENT BROWSER CONTENT:
119 <text id=20>From</text>
120 <input id=21 text=Boston, MA (BOS)</input>
121 <button id=22>Reverse origin and destination city or airport</button>
122 <text id=23>To</text>
123 <input id=24 text=Chicago</input>
124 <text id=25>Chicago</text>
125 <text id=26>, IL (ORD)</text>
126 <text id=27>Browse by regions</text>
127 <text id=28>Browse by regions</text>
128 <text id=29>Mint Service</text>
129 <text id=30>Partner Airline</text>
130 <text id=31>Depart</text>
131 <input id=32 Depart Press DOWN ARROW key to select available dates/>
132 <text id=33>Return</text>
133 <input id=34 Return Press DOWN ARROW key to select available dates/>
134 <button id=35>Search flights</button>
135 CURRENT ACTION:
136 CLICK 25
137 PREVIOUS LABEL:
138 FILL_TEXT To "Chicago"
139
140 ### Response:
141 CURRENT LABEL:
142 FILL_TEXT To "Chicago"
143
144 ### Input:
145 CONTEXT:
146 Book a flight from Boston to Chicago departing on Dec 1, 2023 and returning on Dec 12, 2023
147 BROWSER CONTENT:
148 <button id=17>Roundtrip</button>
149 <button id=18 title="Travelers">1 Adult</button>
150 <text id=19>Use TrueBlue points</text>
151 <text id=20>From</text>
152 <input id=21 text=Boston, MA (BOS)</input>
153 <button id=22>Reverse origin and destination city or airport</button>
154 <text id=23>To</text>
155 <input id=24 text=Chicago, IL (ORD)</input>
156 <text id=25>Depart</text>
157 <input id=26 Depart Press DOWN ARROW key to select available dates/>

```

```

158 <text id=27>Return</text>
159 <input id=28 Return Press DOWN ARROW key to select available dates/>
160 <button id=29 aria-label="Previous_Month"/>
161 <text id=30>April 2023</text>
162 <text id=31>S</text>
163 <text id=32>M</text>
164 <text id=33>T</text>
165 <text id=34>W</text>
166 <text id=35>T</text>
167 <text id=36>F</text>
168 <text id=37>S</text>
169 <button id=38 aria-label="depart_Saturday,_April_1,_2023">1</button>
170 <button id=39 aria-label="depart_Sunday,_April_2,_2023">2</button>
171 <button id=40 aria-label="depart_Monday,_April_3,_2023">3</button>
172 <button id=41 aria-label="depart_Tuesday,_April_4,_2023">4</button>
173 <button id=42 aria-label="depart_Wednesday,_April_5,_2023">5</button>
174 <button id=43 aria-label="depart_Thursday,_April_6,_2023">6</button>
175 <button id=44 aria-label="depart_Friday,_April_7,_2023">7</button>
176 CURRENT ACTION:
177 TYPE 26 12/01/2023
178 PREVIOUS LABEL:
179 FILL_TEXT To "Chicago"
180
181 ### Response:
182 CURRENT LABEL:
183 CHOOSE_DATE Depart 12/01/2023
184
185 ### Input:
186 CONTEXT:
187 Book a flight from Boston to Chicago departing on Dec 1, 2023 and returning on Dec 12, 2023
188 BROWSER CONTENT:
189 <button id=18 title="Travelers">1 Adult</button>
190 <text id=19>Use TrueBlue points</text>
191 <text id=20>From</text>
192 <input id=21 text>Boston, MA (BOS)</input>
193 <button id=22>Reverse origin and destination city or airport</button>
194 <text id=23>To</text>
195 <input id=24 text>Chicago, IL (ORD)</input>
196 <text id=25>Depart</text>
197 <input id=26 Depart Press DOWN ARROW key to select available dates>12/01/2023</input>
198 <text id=27>Return</text>
199 <input id=28 Return Press DOWN ARROW key to select available dates/>
200 <button id=29 aria-label="Previous_Month"/>
201 <text id=30>April 2023</text>
202 <text id=31>S</text>
203 <text id=32>M</text>
204 <text id=33>T</text>
205 <text id=34>W</text>
206 <text id=35>T</text>
207 <text id=36>F</text>
208 <text id=37>S</text>
209 <button id=38 aria-label="depart_Saturday,_April_1,_2023">1</button>
210 <button id=39 aria-label="depart_Sunday,_April_2,_2023">2</button>
211 CURRENT ACTION:
212 TYPE 28 12/12/2023
213 PREVIOUS LABEL:
214 CHOOSE_DATE Depart 12/01/2023
215
216 ### Response:
217 CURRENT LABEL:
218 CHOOSE_DATE Return 12/12/2023
219
220 ### Input:
221 CONTEXT:
222 Book a flight from Boston to Chicago departing on Dec 1, 2023 and returning on Dec 12, 2023
223 BROWSER CONTENT:
224 <link id=4>Book</link>
225 <link id=5>Manage Trips</link>
226 <link id=6>Check In</link>
227 <link id=7>Travel Info</link>
228 <link id=8>TrueBlue</link>
229 <link id=9 aria-label="Shopping_cart_(Empty)"/>
230 <text id=108>Flights available for sale through Mar 19, 2024.</text>
231 <button id=109>Done</button>
232 <button id=110>Search flights</button>
233 CURRENT ACTION:
234 CLICK 110
235 PREVIOUS LABEL:
236 CHOOSE_DATE Return 12/12/2023
237
238 ### Response:

```



```

239 CURRENT LABEL:
240 CLICK Search flights
241
242 The current context, browser content, previous label follow. Response with your CURRENT LABEL.
243
244 ### Input:
245 CONTEXT:
246 {context}
247 CURRENT BROWSER CONTENT:
248 {browser_content}
249 CURRENT ACTION:
250 {current_action}
251 PREVIOUS LABEL:
252 {previous_label}
253
254 ### Response:
255 CURRENT LABEL:

```

## G.6 REASONING PROMPT

Listing 12: Reasoning Prompt

```

1 ### Instruction:
2 You are an AI assistant whose goal is to generate reasoning as to why a particular web action
3 was taken. You are given:
4 1. CONTEXT: An instruction stating the overall goal you need to achieve
5 2. CURRENT BROWSER CONTENT: A simplified text description of the current browser content,
6 without formatting elements.
7 3. CURRENT URL: The current webpage URL
8 4. PREVIOUS ACTIONS: A list of your past actions.
9 5. YOUR ACTION: The current action that you took
10
11 Provide reasoning (after REASONING:) for why the current action (ACTION:) was taken.
12
13 Here are some examples:
14
15 ### Input:
16 CONTEXT:
17 CHOOSE_DATE Depart "12/03/2023"
18 BROWSER CONTENT:
19 <button id=18 title="Travelers">1 Adult</button>
20 <text id=19>Use TrueBlue points</text>
21 <text id=20>From</text>
22 <input id=21 text="New York City area (NYC)">
23 <button id=22>Reverse origin and destination city or airport</button>
24 <text id=23>To</text>
25 <input id=24 text="Boston area">
26 <text id=25>Depart</text>
27 <input id=26 Depart Press DOWN ARROW key to select available dates/>
28 <text id=27>Return</text>
29 <input id=28 Return Press DOWN ARROW key to select available dates/>
30 <button id=29 aria-label="Previous_Month"/>
31 <text id=30>April 2023</text>
32 <text id=31>S</text>
33 <text id=32>M</text>
34 <text id=33>T</text>
35 <text id=34>W</text>
36 <text id=35>T</text>
37 <text id=36>F</text>
38 <text id=37>S</text>
39 <button id=38 aria-label="depart_Saturday,_April_1,_2023">1</button>
40 <button id=39 aria-label="depart_Sunday,_April_2,_2023">2</button>
41 <button id=40 aria-label="depart_Monday,_April_3,_2023">3</button>
42 <button id=41 aria-label="depart_Tuesday,_April_4,_2023">4</button>
43 <button id=42 aria-label="depart_Wednesday,_April_5,_2023">5</button>
44 <button id=43 aria-label="depart_Wednesday,_April_26,_2023">26</button>
45 <button id=64 aria-label="depart_Thursday,_April_27,_2023">27</button>
46 <button id=65 aria-label="depart_Friday,_April_28,_2023">28</button>
47 <button id=66 aria-label="depart_Saturday,_April_29,_2023">29</button>
48 <button id=67 aria-label="depart_Sunday,_April_30,_2023">30</button>
49 URL:
50 https://www.jetblue.com/
51 PREVIOUS ACTIONS:
52 ACTION:
53 TYPE 26 Depart Press DOWN ARROW key to select available dates "12/03/2023"
54
55 ### Response:
56 REASONING:

```

---

```

55 I have no previous actions.
56 I have to first type "12/03/2023" in the field Depart which corresponds to input id 26
57
58 ### Input:
59 CONTEXT:
60 FILL_TEXT From "Seattle"
61 BROWSER CONTENT:
62 <button id=16>Stays</button>
63 <button id=17>Roundtrip</button>
64 <button id=18 title="Travelers">1 Adult</button>
65 <text id=19>Use TrueBlue points</text>
66 <text id=20>From</text>
67 <input id=21 text=Seattle</input>
68 <text id=22>Seattle</text>
69 <text id=23>, WA (SEA)</text>
70 <text id=24>Seattle</text>
71 <text id=25>/King Country, WA (BFI)</text>
72 <text id=26>Browse by regions</text>
73 <text id=27>Browse by regions</text>
74 <text id=28>Mint Service</text>
75 <text id=29>Partner Airline</text>
76 <button id=30>Reverse origin and destination city or airport</button>
77 URL:
78 https://www.jetblue.com/
79 PREVIOUS ACTIONS:
80 TYPE 21 "Seattle"
81 ACTION:
82 CLICK 22 Seattle
83
84 ### Response:
85 REASONING:
86 I have already typed in "Seattle" in id 21
87 I should next check if there is a dropdown text below id 21
88 Yes, there is a corresponding dropdown text "Seattle" in id 22
89 I have to click on id 22
90
91 ### Input:
92 CONTEXT:
93 {context}
94 BROWSER CONTENT:
95 {browser_content}
96 URL:
97 {url}
98 PREVIOUS ACTIONS:
99 {previous_actions}
100 ACTION:
101 {current_action}
102
103 ### Response:
104 REASONING:

```