

# A LONG WAY TO GO: INVESTIGATING LENGTH CORRELATIONS IN RLHF

**Prasann Singhal**  
The University of Texas at Austin  
prasanns@cs.utexas.edu

**Tanya Goyal**  
Princeton University  
tanyagoyal@princeton.edu

**Jiacheng Xu**  
Salesforce AI  
jiacheng.xu@salesforce.com

**Greg Durrett**  
The University of Texas at Austin  
gdurrett@cs.utexas.edu

## ABSTRACT

Great successes have been reported using Reinforcement Learning from Human Feedback (RLHF) to align large language models. Open-source preference datasets and reward models have enabled wider experimentation beyond generic chat settings, particularly to make systems more “helpful” for tasks like web question answering, summarization, and multi-turn dialogue. When optimizing for helpfulness, RLHF has been consistently observed to drive models to produce longer outputs. This paper demonstrates that optimizing for response length is a significant factor behind RLHF’s reported improvements in these settings. First, we study the relationship between reward and length for reward models trained on three open-source preference datasets for helpfulness. Here, length correlates strongly with reward, and improvements in reward score are driven in large part by shifting the distribution over output lengths. We then explore interventions during both RL and reward model learning to see if we can achieve the same downstream improvements as RLHF without increasing length. While our interventions mitigate length increases, they aren’t uniformly effective across settings. Furthermore, we find that RLHF with a reward based *solely* on length can reproduce most of the downstream improvements over the initial supervised fine-tuned model, showing that reward models in these settings have a long way to go.

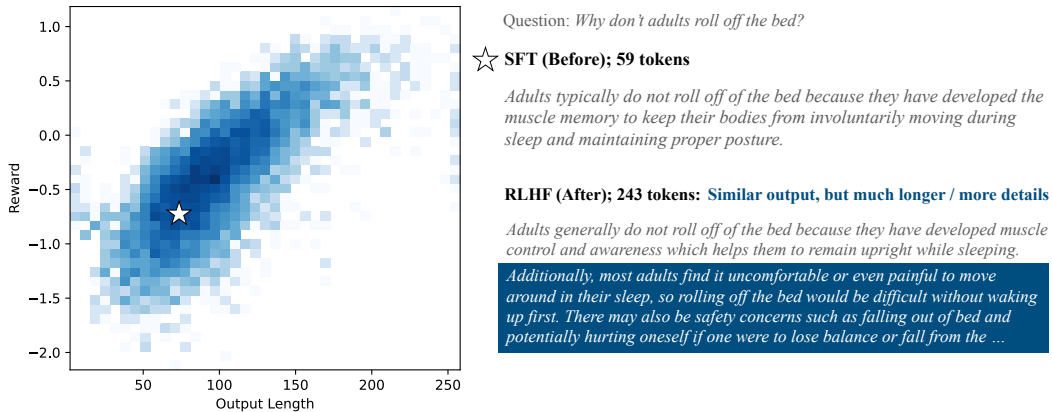


Figure 1: Log-scaled heatmap of output length vs. RLHF reward model score for a set of outputs generated from an SFT LLaMA-7B model on WebGPT. Reward correlates strongly with length, and running PPO consistently leads to longer outputs (right); this paper analyzes these phenomena.

## 1 INTRODUCTION

Reinforcement Learning from Human Feedback (RLHF) is widely used to align large language models (LLMs) with desired downstream properties such as helpfulness or harmlessness (Ouyang

---

et al., 2022; Bai et al., 2022). Specifically, starting from a policy model that is either a base LLM or an LLM that has undergone supervised fine-tuning, the standard paradigm generally consists of (1) training a *reward model* (RM) on a labeled set of preferences on pairs of outputs for the same inputs, and (2) optimizing the policy model with respect to the reward model via an RL algorithm like proximal policy optimization (PPO) (Schulman et al., 2017).

This procedure relies on two things. First, the reward model must be correctly specified and not misaligned with human preferences (Zhuang & Hadfield-Menell, 2021; Pang et al., 2022; Bobu et al., 2023). Second, the optimization algorithm must do a good job of balancing reward optimization with staying close to the initial policy distribution. Not meeting these conditions generally leads to over-optimization of the reward model at the expense of human judgments (Dubois et al., 2023), which in the worst case leads to pathological “reward hacking” (Skalse et al., 2022). Ad hoc adjustments (Touvron et al., 2023b) and improvements in PPO (Zheng et al., 2023b) have stabilized the process and eliminated overt reward hacking in many LLM fine-tuning settings. However, it is not always clear what changes in the policy model’s behavior are responsible for reward improvements, and to what extent these correspond to meaningful improvements in quality versus optimization of spurious correlations in the reward function (Pang et al., 2022).

Given that the vast majority of recent work reports an increase in output length after RLHF for helpfulness, (Dubois et al., 2023; Zheng et al., 2023b; Sun et al., 2023; Wu et al., 2023; Nakano et al., 2021; Stiennon et al., 2020), this paper focuses on the question of length and asks whether *this* is a correlation being optimized for. Length does not necessarily represent a spurious correlation, as human raters may legitimately prefer longer and more informative outputs. Nevertheless, we explore *how much* of the optimization and improvement is purely based on length as opposed to other features. We find that length often constitutes a **majority** of the reward and downstream improvements of RLHF, indicating that length may play a much larger role than previously documented.

We organize our investigation into three parts: (1) We investigate whether PPO with standard reward models optimizes for length in three different helpfulness-oriented settings. At fixed output lengths, PPO only gives mild improvements in reward; in two settings, nearly all reward improvement comes from shifting the distribution over lengths produced by the policy. (2) We investigate preference data and reward models, aiming to understand the source of length correlation and whether this can be mitigated through a series of interventions. We find these biases to originate from data imbalances, as well as significant robustness issues in standard reward modeling. (3) We conduct an experiment where we measure how much doing PPO with a reward based *only* on length can reproduce PPO quality gains with trained reward models.

We postulate that further improvements to RLHF will require the disentanglement of length from both optimization, and in particular, reward models: RLHF research still has a long way to go.

**Our Contributions:** (1) We conduct a multi-faceted exploration of a prevalent correlation between length and reward in RLHF. (2) We explore several interventions to study and mitigate length increases, and characterize their performance across three datasets. (3) We plan to release a diverse set of reward and generation models to support future open work in RLHF<sup>1</sup>.

## 2 TASK SETUP

RLHF is technique for optimizing the performance of text generation systems (Sutskever et al., 2014; Bahdanau et al., 2015), in which we place a distribution over target output  $\mathbf{y} = (y_1, \dots, y_n)$  given input sequences of words  $\mathbf{x}$  via a generation model  $\pi_\theta$ :  $p(\mathbf{y} | \mathbf{x}; \pi_\theta) = \prod_{k=1}^n p(y_k | \mathbf{y}_{<k}, \mathbf{x}; \pi_\theta)$ . Historically, these models were trained with both language modeling pre-training (learning to predict the next word given context) and supervised fine-tuning (SFT; learning to generate outputs to maximize the likelihood of references on some dataset, also referred to as behavioral cloning).

RLHF is a technique introduced to further improve upon this approach, and can be broken into three components. First, it requires a set of **preference judgments** over model outputs of the form  $P = \{(x_1, y_1^+, y_1^-), \dots, (x_n, y_n^+, y_n^-)\}$  with triples of prompts  $x_i$ , preferred continuations  $y_i^+$ , and dispreferred continuations  $y_i^-$ .

---

<sup>1</sup>Code available at <https://github.com/PrasannS/rlhf-length-biases>

Then, given some  $P$ , the task is to train a scalar **reward model**  $R(q, x)$  such that for any given preference triple,  $R(x_i, y_i^+) > R(x_i, y_i^-)$ . We use the standard Bradley-Terry preference model (Bradley & Terry, 1952), where  $P(y_1 > y_2 | x) = \frac{\exp(R(x, y_1))}{\exp(R(x, y_1)) + \exp(R(x, y_2))}$  and the reward model is trained to optimize the log likelihood of the observed preferences.

Finally, given  $R$ , we use **reinforcement learning**, specifically proximal policy optimization (Schulman et al., 2017, PPO) to optimize a supervised fine-tuned (SFT) model  $\pi_\theta^{\text{SFT}}$  to get a model  $\pi_\theta^{\text{RL}} = \text{PPO}(\pi_\theta^{\text{SFT}}, R)$  that, for a query distribution  $X = (x_1, \dots, x_m)$ , maximizes the reward  $R(x_i, \pi_\theta(x_i))$ , with a constraint that we not deviate too strongly from the initial distribution. RL optimization in PPO is based on the maximization of the following equation:

$$R_{\text{final}}(x, y) = R(x, y) - \lambda D_{\text{KL}}(\pi_\theta^*(y|x) || \pi_\theta^{\text{SFT}}(y|x)) \quad (1)$$

where  $\lambda$  controls the strength of a Kullback-Leibler (KL) divergence penalty between the original policy  $\pi_\theta^{\text{SFT}}$  and the current policy  $\pi_\theta^*$  at a given step.

## 2.1 TASKS

We explore a collection of three preference datasets corresponding to three tasks (examples in Appendix C). We selected these datasets to provide a diversity of tasks oriented towards helpfulness that are still challenging for our base model, LLaMA-7B (Touvron et al., 2023a). Conveniently, we also have three types of preference supervision: explicit human labels, implicit preferences from upvotes, and synthetic preferences.<sup>2</sup>

**WebGPT (Question answering; human labels)** This dataset (Nakano et al., 2021) contains human annotated preference labels between two outputs for the open-domain long-form question answering (LFQA) task (Fan et al., 2019). As human annotation is expensive, this dataset is relatively smaller at only 19.6K examples (mean tokens per  $y = 169$ ) compared to the others we study.

**Stack (Technical question answering; upvotes)** Released by Hugging Face, this dataset collects technical questions and answers from StackExchange (Lambert et al., 2023). The preference label between two answers is derived using the number of upvotes; the one with more upvotes is assumed to be preferred. We use a subset of 100K (mean tokens per  $y = 236$ ) pairs from the dataset following the Hugging Face implementation (von Werra et al., 2020).

**RLCD (Multi-turn conversation; synthetic preferences)** Finally, we explore multi-turn dialogue style data, released by Yang et al. (2023). Starting from the input instructions in the Helpful/Harmless dataset by Anthropic (Bai et al., 2022), they automatically generated preferred and not-preferred outputs using prompt heuristics, e.g. appending “generate unhelpful outputs” to the prompt. The “helpfulness” subset that we use consists of 40K examples and mean tokens per  $y = 45$ .

## 2.2 EXPERIMENTAL SETUP

**Framework** We use the standard implementation and hyperparameters for the 3 components of RLHF to maintain consistency. We base our RLHF implementation on the Huggingface TRL framework with hyperparameters we find to work best based on reward convergence and downstream evaluation ( $\lambda = 0.04$ , batch size 64, see more details in Appendix A) (von Werra et al., 2020), and use LoRA (rank=16) (Hu et al., 2021) to enable training large Llama-7B models (Touvron et al., 2023a) with limited GPU memory. For our SFT models we use the released AlpacaFarm SFT model for WebGPT and RLCD as we find it to work well, and the TRL SFT model for Stack.

**Evaluation** Our evaluation relies on two factors. First, **reward** is an intrinsic metric optimized by the PPO process. Second, we follow past work in AlpacaFarm (Dubois et al., 2023) to conduct downstream evaluation using more powerful LLMs as proxies for human preferences. Specifically, we sample responses on fixed held-out test sets of 500 prompts for each setting, then use their

<sup>2</sup>Note: Our settings are oriented towards helpfulness, which we infer to be closer related to length, however studying our approaches on other objectives such as harmlessness could be interesting future work.

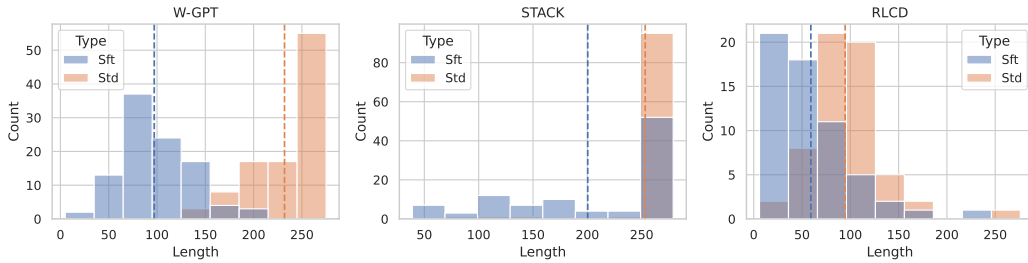


Figure 2: Histograms of output lengths before (blue) and after (red) PPO; means shown with dashed lines. Across settings, PPO leads to dramatic length increases.

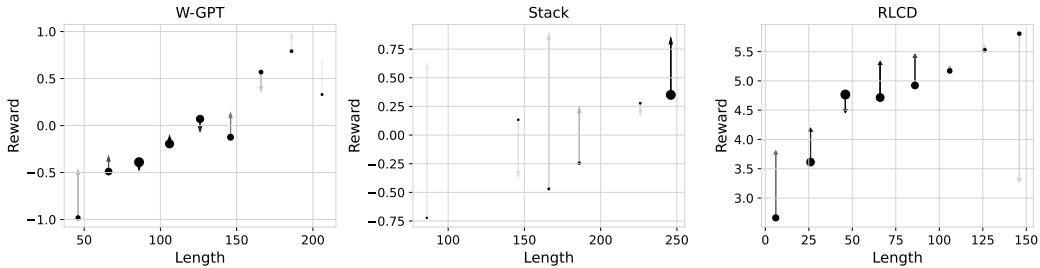


Figure 3: Length-binned scatter plots with length (x-axis), vs reward (y-axis) for WebGPT, Stack, and RLCD. Arrows indicate improvement (up) or degradation (down) from SFT to PPO (HIGH KL) within a bin. Size and color intensity scaled by proportion of examples in bin. On WebGPT and RLCD, gains from increasing length are much larger than gains from RLHF within length buckets.

exact evaluation scheme based on using a panel of 12 simulated OpenAI API based “annotators,” which they show correspond well with human preference judgements. The final format is an overall pairwise “win rate” of one set of paired outputs vs another, which we call **simulated preferences**.

### 3 EXAMINING PPO

In this section, we first show that: (1) Output length increases during PPO (Figure 2). (2) There exists a positive correlation between length and reward model scores (Figure 3). Taken together, this evidence suggests that simply increasing length *could* be a successful way to improve reward. Motivated by this, we investigate the following question: Is length increase the *primary* factor for reward models scores increasing during PPO, or are other features also optimized?

#### 3.1 LENGTH INCREASES DURING PPO

To contextualize the rest of the work, we first show that length actually *does* increase as a result of PPO. Indeed, when comparing histograms of generation lengths (see Figure 2) on a fixed query set before and after our initial PPO runs, we find that PPO causes notable length increases.

We now investigate the extent to which *other* features are learned, with two different settings of the KL weight  $\lambda$  in the objective. Figure 3 shows reward scores stratified by length, binned into buckets of 20 tokens for the higher  $\lambda$  variant (HIGH KL). While reward score does increase in each bin on average, the increases in reward are uneven. Furthermore, the increases are less strong than the length trends: generating an answer that’s 40 tokens longer (shifted over by two bins) often provides a larger improvement than PPO. (See Figure 10 for a plot with our standard, lower-KL PPO setting.)

To quantify this more precisely, we estimate the percentage of length-based optimization as the *ratio* of *weighted reward gain* (WRG) to the overall *reward improvement* ( $\Delta R$ ) from PPO, where weighted reward gain is the sum of each bin’s difference value multiplied by the total number of examples in each bin. Weights are computed by total examples from SFT and PPO combined.

Table 1 reports results. Revisiting this in the context of Figure 3, we see that around **70%–90% of the improvement on WebGPT and RLCD is explained purely by shifts in length**. STACK shows a lower value here, with only about 40% of the gain arising from length. One reason for this is that STACK outputs are close to the length limit during training,<sup>3</sup> so gain from increasing length is not possible to achieve. Second, Stack’s technical QA setting represents a different style of answer that we believe *does* require optimizing for features beyond length.

Table 1: Weighted reward gain (WRG), reward improvement ( $\Delta R$ ), and the ratio of the two for PPO with standard (STD) and high (HIGH KL)  $\lambda$ . Low ratios on WGPT and RLCD indicate high PPO dependence on length. STACK shows this pattern to a weaker extent

	WGPT		STACK		RLCD	
	STD	HIGH KL	STD	HIGH KL	STD	HIGH KL
$\Delta R$	0.82	0.20	0.89	0.67	0.94	0.61
WRG	0.02	0.03	0.48	0.37	0.25	0.12
ratio	2.0%	15.1%	53.4%	56.5%	27.2%	19.1%

### 3.2 INTERVENING ON OPTIMIZATION

We see that in a *standard* pipeline, PPO has a tendency to optimize only on length, but what if we constrain optimization to mitigate this? We test the effects of several interventions below.

The simplest intervention to PPO to encourage short outputs is to just **increase the KL coefficient**  $\lambda$  (**H-KL**) (Equation 1), with the intuition that closer to the initial distribution should mean closer to the initial length. We experiment with setting it to 0.12 instead of 0.04; larger values impede model convergence.

We also experiment with a scalar penalty on the reward to **control length (LEN-C)**. We set  $R^l = \sigma \left(1 - \frac{\text{len}(y)}{N}\right)$ , where  $N$  is a maximum length value that we do not want PPO to exceed, and  $\sigma$  is a moving average of batch reward standard deviation.<sup>4</sup>

A similar option to prevent outputs from getting longer may just be to altogether **omit (OMIT) outputs beyond a length threshold** from PPO, so that no update is made to encourage these. In practice we swap these examples with randomly sampled outputs from the batch.

Finally, prior work examining ways to improve implementations of PPO mentions that **reward scaling (RM-SC)** can be useful for “controlling training fluctuations” and reducing over-optimization (Zheng et al., 2023b). Similar to batch normalization (Ioffe & Szegedy, 2015), for each batch  $X, Y$  of sampled outputs, we compute the mean ( $\mu$ ) and standard deviation ( $\sigma$ ) of  $R$ . We then take a moving average of these values across  $N$  previous batches and “scale”  $R$  to become  $R^l = \frac{R-\mu}{\sigma}$ , where we note  $\sigma$  remains relatively constant across training.

**Results** We report results for the interventions on the reward score and PPO in Table 2. Note the RM row is comparable within each setting since we use the same underlying reward models, and thus we use it as our primary metric to reason about length and reward tradeoffs. We also report simulated preferences (see Section 2.2) vs STD, where  $< 50\%$  indicates being worse than standard PPO on downstream answer quality.

We find that across all interventions, **length always increases relative to SFT**, and **reward model score is always worse** than standard PPO. These patterns suggest that a strong component of PPO *is* related to length. Including the fact that length control (LEN-C) led to convergence failure (reward not increasing during training) on W-GPT and STACK, this suggests that length is a difficult feature to disentangle post-hoc from reward.

Recalling the scatter plots from Figure 3, we note that across all of these different interventions, the scatter plots display similar patterns (see Appendix B), implying that while these interventions

<sup>3</sup>Stack, due to SFT having higher initial length, tends to generate unboundedly long outputs after PPO. We set a higher max length (216) than the source TRL codebase (128) for Stack; however the pattern remains.

<sup>4</sup>We try several variants of this idea, such as a scalar penalty past a length threshold, and note similar convergence failures. In general, we find that stricter versions of these constraints negatively affects convergence.

Table 2: Length, reward model score, and simulated preference (SIM PREF, Section 2.2) vs. standard PPO (STD) when using different reward score and PPO interventions. Some interventions mitigate length increases, but the overall reward is always lower, and length still rises compared to SFT. Note that LEN-C fails to optimize on W-GPT and STACK, as does OMIT on RLCD. \* indicates a statistically significant delta from STD with  $p < 0.05$  based on a bootstrap test.

	W-GPT					STACK				RLCD				
	SFT	STD	RM-SC	H-KL	OMIT	SFT	STD	RM-SC	H-KL	SFT	STD	RM-SC	LEN-C	H-KL
LEN	100	230	128	<b>120</b>	127	203	257	249	250	59	94	82	<b>72</b>	97
RM	-0.45	<b>0.25</b>	-0.05	-0.06	-0.13	0.05	<b>0.74</b>	0.40	0.30	4.4	<b>5.50</b>	5.00	5.20	5.20
SIM PREF	42%*	-	49%	45%*	48%	42%*	-	46%*	45%*	37%*	-	41%*	44%*	43%*

reduce the overall optimization towards length, they *don't* change the fundamental tendency of PPO to avoid optimizing for other features. However, while length still increases with respect to SFT, several interventions *do* allow for length increases to be mitigated while still recovering a large portion of reward and downstream performance gain (e.g., RM-SC).

## 4 EXAMINING REWARD MODELING

Section 3.2 showed that interventions during PPO do not fully mitigate the issue of reward gains coming from length increases. We now investigate whether we can intervene even earlier in the process, on the preference data itself, in order to circumvent this length dependence.

### 4.1 ANALYZING PREFERENCES OVER TRAINING

One root cause of length correlation is length imbalances in the preference datasets, where longer answers are systematically preferred to shorter answers. We can measure this with **length heuristic agreement**: the accuracy of always predicting that the longer output is the gold preferred output (see Table 3): We see that all datasets are slightly imbalanced towards longer outputs. However, this doesn't fully explain the strong correlations suggested earlier in Figure 3.

Table 3: Accuracy on the preference data from choosing the longer response. Substantially above random guessing (50%).

WGPT	STACK	RLCD
55.7%	59.6%	63.1%

To understand this better, we can study *training dynamics* of reward model learning by computing statistics over several epochs of training. Given reward model  $R$  being trained on preference dataset  $P$  for  $E$  epochs, we can track each data point  $(x_i, y_i^+, y_i^-) \in P$  where we compute the distribution of *confidence* (RM score of “preferred” subtracted from “dispreferred”), at each epoch  $c_i = \{(e, R(x_i, y_i^+) - R(x_i, y_i^-)) : e \in \{2, \dots, E\}\}$ , where we exclude epoch 1 to mitigate noise.

**Results** First, we note that when examining “cartography” plots (Swayamdipta et al., 2020) examining the mean ( $\bar{c}_i$ ) and variance ( $\sigma(c_i)$ ) of different  $c_i$  (see Appendix B.1), we find that the values are largely centered at zero, suggesting that reward models are not able to make progress on most training examples: the predictions are low-confidence and largely do not change. This suggests that most features are instead learned on the set of “easy” examples with higher  $\bar{c}_i$ .

With the hypothesis that length may be related to “easy” examples, we use length heuristic accuracy again, but this time, we compute it on slices where we bin training examples based on  $\bar{c}_i$ , plotting these bins by confidence (x-axis) against length heuristic accuracy (y-axis) on each slice as scatter plots in Figure 4.

The figure shows strikingly clean patterns, with the mean confidence  $\bar{c}_i$  for data in an interval of training examples correlating strongly with the length heuristic. This means that (1) the length heuristic applies to most examples that are easy, and (2) perhaps more tellingly, **the overwhelming majority of “hard” examples are cases where the model follows the length heuristic to confidently predict the wrong answer**. Overall, this supports that length is one of the strongest features learned in these models. Note that WebGPT, with the strongest pattern, also displayed the lowest WRG from Table 1, implying that these correlations propagate through all stages.

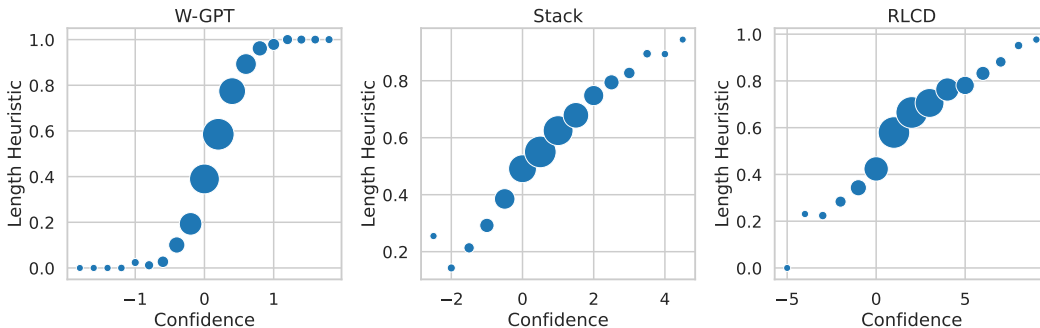


Figure 4: Accuracy of length heuristic proportional to overall training confidence of examples estimated with reward model dataset cartography. High confidence examples overwhelmingly abide by the length heuristic, and most misclassified cases (high negative confidence value) are following the length heuristic incorrectly. Note that most examples are in the low-confidence center (shown by size of points).

## 4.2 INTERVENTIONS ON PREFERENCE DATA

### 4.2.1 SETUP

Given the strong length biases learned from preference data in standard RMs (STD), we now examine whether we can eliminate these biases by strategically modifying preference data.

**Length Balancing (BAL)** The simplest intervention is to remove length biases from the preference data. Specifically we balance data such that the distribution of pair length differences are symmetric by bins of 10. Suppose there are more examples where preferred responses are 20 tokens longer than dispreferred ones compared to the reverse case; we then subsample the cases which are 20 tokens longer until they match the number of cases which are 20 tokens shorter, thereby balancing the data.

**Confidence-Based Truncation (C-TR)** Our previous results suggest that something more data-specific beyond a surface length bias may influence training: for example, a particular set of “easy” examples may be corrupting the data, and removing them may help, as established in literature on dataset cartography Swayamdipta et al. (2020). Given that we’ve trained some  $R_{\text{base}}$ , and computed  $\bar{c}_i$  on dataset  $P$  (Section 4.1), we can test this idea by training a new RM  $R_{\text{trunc}}$  on a subset of  $P$  where  $\bar{c}_i < \theta_1$  and  $\bar{c}_i > \theta_2$ , with threshold hyper-parameters  $\theta_1$ , and  $\theta_2$ . We experiment with several variants (see Appendix B.1), keeping sets of 50% of the data for each. Below we report results when we set  $\theta_1 < \theta_2$ , keeping a central subset of data.

**Reward Data Augmentation (R-DA)** In line with the hypothesis that over-optimization stems from spurious correlations in the data, another potential intervention is data augmentation, specifically using “random pairing” where we can pair matching prompt output pairs  $q_i, p_i^-$  from  $P$  with  $p_i^-$  serving as a “preferred” example, and a randomly sampled  $p_j^+$  from another prompt serving as a “dispreferred” example. This serves to encourage disregarding stylistic features in favor of relevance to the query.

Table 4: Eval accuracy (ACC) and pearson within batch (CORR) for different trained RMs (RAND is random baseline). Different approaches bring down correlation or maintaining good accuracy, but few do both except for BAL on stack, and R-DA to a lesser extent.

	WGPT		STACK		RLCD	
	ACC	CORR	ACC	CORR	ACC	CORR
RAND	50%	0	50%	0	50%	0
STD	61.5%	0.72	70%	0.55	80%	0.67
BAL	52.6%	-0.13	61.9%	-0.09	73.1%	0.62
C-TR	58.8%	0.67	59.5%	0.31	77.2%	0.57
R-DA	62.5%	0.35	72.6%	0.37	80%	0.43

Table 5: The length (LEN) in tokens, and simulated preference win rate over the standard PPO (SIM PREF) for the SFT model, standard PPO (STD), and interventions. Interventions at this stage are more successful than during PPO, but still face the fundamental issues in reward modeling. Recall that we omit BAL for W-GPT since the balanced RM had near-random accuracy.

Method	W-GPT				STACK					RLCD				
	SFT	STD	R-DA	C-TR	SFT	STD	BAL	R-DA	C-TR	SFT	STD	BAL	R-DA	C-TR
LEN	100	230	139	141	203	257	148	256	244	59	94	82	112	97
SIM PREF	42%*	-	49%	44%*	42%*	-	57%*	58%*	44%*	37%*	-	44%*	44%*	50%

#### 4.2.2 RESULTS

We first report in Table 4 the evaluation accuracy of these different reward models, as well as a **correlation within batch** (CORR) measure which, given sets of 8 generations, is the mean Pearson correlation between output length and reward model score for each batch. While the standard reward model (STD) achieves high accuracies across settings, this comes with high length correlation.

Data Augmentation (R-DA) improves on both of these partially, while confidence-based truncation (C-TR) brings length correlation down at the cost of accuracy. Note that, when using correlation within batch, we find that BAL leads to length bias being reversed, but at near-random accuracies, while other truncation strategies don’t yield notable differences. These patterns indicate that, perhaps because RMs fail to learn on most examples, they are particularly brittle, and can learn spurious correlations easily. As the only setting where length balancing eliminates correlation and maintains above-random accuracy, we see more evidence that STACK is the one setting of our three where reward models can learn features other than length.

We then show results for downstream adjustments to preference data in Table 5: Length still usually increases from the SFT starting point, though many interventions are shorter relative to STD. BAL on STACK, perhaps due to there being other easy non-length features to learn, even leads to shorter outputs than SFT, confirming the importance of preference data to final PPO length biases.

Unlike our PPO interventions described in Table 2, simulated preference doesn’t always decrease with preference data interventions: On STACK, where BAL is shorter than SFT, it *also* improves SIM PREF over normal PPO, suggesting that at least in noisier settings there is somehow room for PPO to do more than just increase length, but this pattern is inconsistent. Compared to later stages, interventions on preference data seem to be the most promising for overall improvement of RLHF beyond length, though the fundamental inability of reward models to learn well from data remains.

### 5 HOW FAR CAN LENGTH GO?

Many of our experiments suggest that our reward models are primarily guiding PPO to produce longer outputs, yet we still see improvements on downstream simulated preferences. One explanation for this is that humans and models like GPT-4 have a bias towards preferring longer outputs in the settings we study (Zheng et al., 2023a). Another possibility is that optimizing for length with PPO intrinsically improves the quality of generation even in the absence of other features.

We investigate two interventions aimed *purely* at increasing length, which show how far optimizing for this single aspect can go. First, we sample 8 outputs from the SFT model and choose the longest one (SFT-LONG). Second, we use **length as our reward** for PPO (keeping the standard KL term) with  $R^*(y) = 1 - \left| \frac{\text{len}(y)}{N} - 1 \right|$ . In this case,  $N$  is a target length hyperparameter (set to 156, 120, and 200 on WebGPT, RLCD, and STACK respectively). We call this setting LPPO, and also explore a variant of length-only PPO with  $\lambda$  set to 0 (LPPO  $\lambda = 0$ ) in Table 6.

First, we note that SFT-LONG can lead to moderate improvements (57% winrate vs SFT on STACK and 52% on RLCD), though not on WebGPT. When we then compare to LPPO, we find that **purely optimizing for length actually reproduces most of the performance improvements of RLHF with the reward models**. Notably, this approach yields simulated preference improvements over SFT-LONG, which has even longer outputs.



Table 6: Simulated preferences (winrate against SFT and winrate against standard PPO) from *purely* optimizing for higher length (LPP0). Using our length reward does better than choosing the longest of 8 sampled from SFT (SFT-LONG) and reproduces most PPO improvements from STD PPO (SIM PREF (PPO)).

	W-GPT			STACK			RLCD		
	SFT-LONG	LPP0	LPP0 $\lambda = 0$	SFT-LONG	LPP0	LPP0 $\lambda = 0$	SFT-LONG	LPP0	LPP0 $\lambda = 0$
LEN(SFT)	100	–	–	203	–	–	59	–	–
LEN	141	118	167	249	252	248	117	98	163
SIM PREF (SFT)	48%	56%*	53%	57%*	59%*	58%*	52%	64%*	51%
SIM PREF (PPO)	–	48%	47%	–	43%*	42%*	–	48%	44%*

It is still possible that RLHF with our reward models *does* lead to other changes or improvements in the outputs beyond length. This experiment also does not necessarily establish flaws in the preference judgments; these outputs with the right length are often more informative and more useful (Figure 1). However, it does show that a significant fraction of the downstream gains *can* be explained by optimizing for length.

## 6 RELATED WORK

**RL** Reinforcement learning from human feedback has been explored extensively (Knox & Stone, 2009), often being used in robotics tasks to extrapolate reward signal beyond an initial preference set (Brown et al., 2019). Recent work in NLP has explored implementations (Zheng et al., 2023b; Touvron et al., 2023b), objectives (Wu et al., 2023), and even alternatives (Rafailov et al., 2023; Zhao et al., 2022; 2023) for RLHF, but have generally overlooked or dismissed length increases. Our work is largely orthogonal to these directions, using the issue of length to analyze the lack of robustness in current reward models. Finally, other past uses of RL in NLP (Ammanabrolu & Riedl, 2018; Martin et al., 2017; Ramamurthy et al., 2023) have largely faced different sets of issues due to reward not coming from models learned over human preferences.

**Reward Model** In the context of noisy and biased preference data, are reward models able to learn robust features reflecting the underlying preferences? In broader NLP, dataset artifacts have been a prevalent issue even on simpler settings like natural language inference (Gururangan et al., 2018; Poliak et al., 2018). In the context of RLHF, Stiennon et al. (2020) notes that over-optimizing for a reward model leads to pathological summaries, Dubois et al. (2023) notes a pattern of human preferences going up briefly then down as reward model score increases, and Pang et al. (2022) present some cases where reward hacking can be produced within synthetic settings. Our work, in comparison, delves further into what causes reward over-optimization in *realistic* settings, while also further exploring diagnostics and solutions. We focus on length as it is the most prevalent, but our experimental paradigm is applicable to any analysis of over-optimization in RLHF.

**Length control and length biases** Techniques outside of RLHF for controlling length of NLP models have been explored (Kikuchi et al., 2016; Ficler & Goldberg, 2017). Length divergences specifically between training time and test time have been explored in the machine translation literature (Riley & Chiang, 2022), but these have been attributed to inference techniques and label bias in text generation methods. The open-ended nature of our generation problems is quite different from MT. Murray & Chiang (2018) use a per-word reward similar to our per-word penalty in RL, though to solve the opposite problem of outputs being too short. Finally, in discriminative “text matching” tasks like paraphrasing, past work has observed similar length heuristics, Jiang et al. (2022), but the sentence-pair format of these tasks makes their issues somewhat different.

## 7 CONCLUSION AND LIMITATIONS

In this work we study correlations of length and reward in RLHF. Across three datasets and across several stages of observational and intervention-based exploration, we make a case that RLHF in these settings achieves a large part of its gains by optimizing for response length.

---

While the extent of the patterns we find are surprising, this doesn't necessarily invalidate the potential of RLHF. We note that our Stack setting, which involves the most technical responses, does demonstrate improvements in reward even for outputs already at our maximum length. Furthermore, optimizing purely for length *does* seem to lead to "qualitative" improvements beyond just sampling from the base model and choosing longer outputs, indicating that the learning dynamics of RLHF may be beneficial for LM training. Rather than claiming length to be an inherent shortcoming, we seek to use it as a vehicle to analyzing RLHF's successes and failures.

One limitation of our work is that, while we explore diverse settings, we are restricted to open-source preference datasets. Recent work such as Llama-2 (Touvron et al., 2023b) develops an extensive dataset of preferences and pursues a sophisticated RLHF strategy, which may not face the limitations we do. Furthermore, we focus primarily on a broad "helpfulness" objective (again, aligning with these preference datasets) using LLaMA-7B as the base model. While these represent a substantial fraction of research on open reward models, our findings may not necessarily apply to RLHF running on larger closed-source models, or with alternate objectives like "harmlessness".

Despite these limitations, we believe our work shows that RLHF with these reward models is not yet achieving its full potential. We believe that developing more accurate and robust reward models, either by changing the reward model, its objective, or the preference collection process, may hold the key to unlocking the full capabilities of RLHF.

## REPRODUCIBILITY

For our various studies on the relationship between RLHF and length, we first trained a set of reward models and policy models. In order to support future open RLHF research, we release our code as well as reward and policy models. In addition to detailing our experimental setup and evaluation scheme in Section 2.2, as well as describing our interventions in detail in Section 3.2 and Section 4, we include further hyper-parameters and instructions in Appendix A. Note that we use open preference datasets, publicly available base models, and open-source RLHF code that doesn't require prohibitive computational resources.

## ACKNOWLEDGMENTS

This work was supported by NSF CAREER Award IIS-2145280, a grant from Open Philanthropy, a gift from Salesforce, Inc., and a gift from Amazon. Thanks to Eunsol Choi and members of the UT TAUR lab for helpful discussion and feedback.

## REFERENCES

- Prithviraj Ammanabrolu and Mark O. Riedl. Playing text-adventure games with graph-based deep reinforcement learning. *ArXiv*, abs/1812.01628, 2018. URL <https://api.semanticscholar.org/CorpusID:54458698>.
- Dzmitry Bahdanau, Kyunghyun Cho, and Yoshua Bengio. Neural machine translation by jointly learning to align and translate. In Yoshua Bengio and Yann LeCun (eds.), *3rd International Conference on Learning Representations, ICLR 2015, San Diego, CA, USA, May 7-9, 2015, Conference Track Proceedings*, 2015. URL <http://arxiv.org/abs/1409.0473>.
- Yuntao Bai, Andy Jones, Kamal Ndousse, Amanda Askell, Anna Chen, Nova DasSarma, Dawn Drain, Stanislav Fort, Deep Ganguli, T. J. Henighan, Nicholas Joseph, Saurav Kadavath, John Kernion, Tom Conerly, Sheer El-Showk, Nelson Elhage, Zac Hatfield-Dodds, Danny Hernandez, Tristan Hume, Scott Johnston, Shauna Kravec, Liane Lovitt, Neel Nanda, Catherine Olsson, Dario Amodei, Tom B. Brown, Jack Clark, Sam McCandlish, Christopher Olah, Benjamin Mann, and Jared Kaplan. Training a helpful and harmless assistant with reinforcement learning from human feedback. *ArXiv*, abs/2204.05862, 2022. URL <https://api.semanticscholar.org/CorpusID:248118878>.
- Andreea Bobu, Andi Peng, Pulkit Agrawal, Julie A. Shah, and Anca D. Dragan. Aligning robot and human representations. *ArXiv*, abs/2302.01928, 2023. URL <https://api.semanticscholar.org/CorpusID:256598067>.

- 
- Ralph Allan Bradley and Milton E. Terry. Rank Analysis of Incomplete Block Designs: I. The Method of Paired Comparisons. *Biometrika*, 39:324, 1952. URL <https://api.semanticscholar.org/CorpusID:125209808>.
- Daniel S. Brown, Wonjoon Goo, Prabhat Nagarajan, and Scott Niekum. Extrapolating beyond sub-optimal demonstrations via inverse reinforcement learning from observations. In *International Conference on Machine Learning*, 2019. URL <https://api.semanticscholar.org/CorpusID:119111734>.
- Yann Dubois, Xuechen Li, Rohan Taori, Tianyi Zhang, Ishaan Gulrajani, Jimmy Ba, Carlos Guestrin, Percy Liang, and Tatsunori B. Hashimoto. AlpacaFarm: A Simulation Framework for Methods that Learn from Human Feedback, 2023.
- Angela Fan, Yacine Jernite, Ethan Perez, David Grangier, Jason Weston, and Michael Auli. ELI5: Long form question answering. In *Proceedings of the 57th Annual Meeting of the Association for Computational Linguistics*, Florence, Italy, July 2019. Association for Computational Linguistics. URL <https://aclanthology.org/P19-1346>.
- Jessica Fidler and Yoav Goldberg. Controlling linguistic style aspects in neural language generation. In *Proceedings of the Workshop on Stylistic Variation*, pp. 94–104, Copenhagen, Denmark, September 2017. Association for Computational Linguistics. doi: 10.18653/v1/W17-4912. URL <https://aclanthology.org/W17-4912>.
- Suchin Gururangan, Swabha Swayamdipta, Omer Levy, Roy Schwartz, Samuel R. Bowman, and Noah A. Smith. Annotation artifacts in natural language inference data. *ArXiv*, abs/1803.02324, 2018. URL <https://api.semanticscholar.org/CorpusID:4537113>.
- Ari Holtzman, Jan Buys, Li Du, Maxwell Forbes, and Yejin Choi. The Curious Case of Neural Text Degeneration. 2020. URL <https://arxiv.org/abs/1904.09751>.
- J. Edward Hu, Yelong Shen, Phillip Wallis, Zeyuan Allen-Zhu, Yuanzhi Li, Shean Wang, and Weizhu Chen. LoRA: Low-Rank Adaptation of Large Language Models. *ArXiv*, abs/2106.09685, 2021. URL <https://api.semanticscholar.org/CorpusID:235458009>.
- Sergey Ioffe and Christian Szegedy. Batch normalization: Accelerating deep network training by reducing internal covariate shift. In *International Conference on Machine Learning*, 2015. URL <https://api.semanticscholar.org/CorpusID:5808102>.
- Lan Jiang, Tianshu Lyu, Yankai Lin, Meng Chong, Xiaoyong Lyu, and Dawei Yin. On length divergence bias in textual matching models. In *Findings of the Association for Computational Linguistics: ACL 2022*, pp. 4187–4193, Dublin, Ireland, May 2022. Association for Computational Linguistics. doi: 10.18653/v1/2022.findings-acl.330. URL <https://aclanthology.org/2022.findings-acl.330>.
- Yuta Kikuchi, Graham Neubig, Ryohei Sasano, Hiroya Takamura, and Manabu Okumura. Controlling output length in neural encoder-decoders. In *Conference on Empirical Methods in Natural Language Processing*, 2016. URL <https://api.semanticscholar.org/CorpusID:11157751>.
- W. Bradley Knox and Peter Stone. Interactively shaping agents via human reinforcement: The tamer framework. In *Proceedings of the Fifth International Conference on Knowledge Capture, K-CAP '09*, pp. 9–16, New York, NY, USA, 2009. Association for Computing Machinery. ISBN 9781605586588. doi: 10.1145/1597735.1597738. URL <https://doi.org/10.1145/1597735.1597738>.
- Nathan Lambert, Lewis Tunstall, Nazneen Rajani, and Tristan Thrush. HuggingFace H4 Stack Exchange Preference Dataset, 2023. URL <https://huggingface.co/datasets/HuggingFaceH4/stack-exchange-preferences>.
- Lara J. Martin, Prithviraj Ammanabrolu, William Hancock, Shruti Singh, Brent Harrison, and Mark O. Riedl. Event representations for automated story generation with deep neural nets. In *AAAI Conference on Artificial Intelligence*, 2017. URL <https://api.semanticscholar.org/CorpusID:19127777>.

- 
- Kenton Murray and David Chiang. Correcting length bias in neural machine translation. In *Proceedings of the Third Conference on Machine Translation: Research Papers*, pp. 212–223, Brussels, Belgium, October 2018. Association for Computational Linguistics. doi: 10.18653/v1/W18-6322. URL <https://aclanthology.org/W18-6322>.
- Reiichiro Nakano, Jacob Hilton, S. Arun Balaji, Jeff Wu, Ouyang Long, Christina Kim, Christopher Hesse, Shantanu Jain, Vineet Kosaraju, William Saunders, Xu Jiang, Karl Cobbe, Tyna Eloundou, Gretchen Krueger, Kevin Button, Matthew Knight, Benjamin Chess, and John Schulman. WebGPT: Browser-assisted question-answering with human feedback. *ArXiv*, abs/2112.09332, 2021. URL <https://api.semanticscholar.org/CorpusID:245329531>.
- Long Ouyang, Jeff Wu, Xu Jiang, Diogo Almeida, Carroll L. Wainwright, Pamela Mishkin, Chong Zhang, Sandhini Agarwal, Katarina Slama, Alex Ray, John Schulman, Jacob Hilton, Fraser Kelton, Luke E. Miller, Maddie Simens, Amanda Askell, Peter Welinder, Paul Francis Christiano, Jan Leike, and Ryan J. Lowe. Training language models to follow instructions with human feedback. *ArXiv*, abs/2203.02155, 2022. URL <https://api.semanticscholar.org/CorpusID:246426909>.
- Richard Yuanzhe Pang, Vishakh Padmakumar, Thibault Sellam, Ankur P. Parikh, and He He. Reward gaming in conditional text generation. In *Annual Meeting of the Association for Computational Linguistics*, 2022. URL <https://api.semanticscholar.org/CorpusID:253553557>.
- Adam Poliak, Jason Naradowsky, Aparajita Haldar, Rachel Rudinger, and Benjamin Van Durme. Hypothesis only baselines in natural language inference. In *Proceedings of the Seventh Joint Conference on Lexical and Computational Semantics*, pp. 180–191, New Orleans, Louisiana, June 2018. Association for Computational Linguistics. doi: 10.18653/v1/S18-2023. URL <https://aclanthology.org/S18-2023>.
- Rafael Rafailov, Archit Sharma, Eric Mitchell, Stefano Ermon, Christopher D. Manning, and Chelsea Finn. Direct preference optimization: Your language model is secretly a reward model. *ArXiv*, abs/2305.18290, 2023. URL <https://api.semanticscholar.org/CorpusID:258959321>.
- Rajkumar Ramamurthy, Prithviraj Ammanabrolu, Kianté Brantley, Jack Hessel, Rafet Sifa, Christian Bauckhage, Hannaneh Hajishirzi, and Yejin Choi. Is Reinforcement Learning (Not) for Natural Language Processing: Benchmarks, Baselines, and Building Blocks for Natural Language Policy Optimization. In *Proceedings of the International Conference on Learning Representations (ICLR)*, 2023. URL <https://arxiv.org/abs/2210.01241>.
- Darcey Riley and David Chiang. A continuum of generation tasks for investigating length bias and degenerate repetition. In *Proceedings of the Fifth BlackboxNLP Workshop on Analyzing and Interpreting Neural Networks for NLP*, pp. 426–440, Abu Dhabi, United Arab Emirates (Hybrid), December 2022. Association for Computational Linguistics. doi: 10.18653/v1/2022.blackboxnlp-1.36. URL <https://aclanthology.org/2022.blackboxnlp-1.36>.
- John Schulman, Filip Wolski, Prafulla Dhariwal, Alec Radford, and Oleg Klimov. Proximal policy optimization algorithms. *ArXiv*, abs/1707.06347, 2017. URL <https://api.semanticscholar.org/CorpusID:28695052>.
- Joar Skalse, Nikolaus H. R. Howe, Dmitrii Krasheninnikov, and David Krueger. Defining and characterizing reward hacking. *ArXiv*, abs/2209.13085, 2022. URL <https://api.semanticscholar.org/CorpusID:252545256>.
- Nisan Stiennon, Long Ouyang, Jeff Wu, Daniel M. Ziegler, Ryan J. Lowe, Chelsea Voss, Alec Radford, Dario Amodei, and Paul Christiano. Learning to summarize from human feedback. In *Advances in Neural Information Processing Systems (NeurIPS)*, 2020. URL <https://api.semanticscholar.org/CorpusID:221665105>.
- Simeng Sun, Dhawal Gupta, and Mohit Iyyer. Exploring the impact of low-rank adaptation on the performance, efficiency, and regularization of RLHF. *ArXiv*, abs/2309.09055, 2023. URL <https://api.semanticscholar.org/CorpusID:261884455>.

- 
- Ilya Sutskever, Oriol Vinyals, and Quoc V Le. Sequence to sequence learning with neural networks. In *Advances in neural information processing systems*, pp. 3104–3112, 2014.
- Swabha Swayamdipta, Roy Schwartz, Nicholas Lourie, Yizhong Wang, Hannaneh Hajishirzi, Noah A. Smith, and Yejin Choi. Dataset cartography: Mapping and diagnosing datasets with training dynamics. In *Conference on Empirical Methods in Natural Language Processing*, 2020. URL <https://api.semanticscholar.org/CorpusID:221856637>.
- Hugo Touvron, Thibaut Lavril, Gautier Izacard, Xavier Martinet, Marie-Anne Lachaux, Timothée Lacroix, Baptiste Rozière, Naman Goyal, Eric Hambro, Faisal Azhar, Aurelien Rodriguez, Armand Joulin, Edouard Grave, and Guillaume Lample. LLaMA: Open and Efficient Foundation Language Models. *ArXiv*, abs/2302.13971, 2023a. URL <https://api.semanticscholar.org/CorpusID:257219404>.
- Hugo Touvron, Louis Martin, Kevin R. Stone, Peter Albert, Amjad Almahairi, Yasmine Babaei, Nikolay Bashlykov, Soumya Batra, Prajjwal Bhargava, Shruti Bhosale, Daniel M. Bikel, Lukas Blecher, Cristian Cantón Ferrer, Moya Chen, Guillem Cucurull, David Esiobu, Jude Fernandes, Jeremy Fu, Wenyin Fu, Brian Fuller, Cynthia Gao, Vedanuj Goswami, Naman Goyal, Anthony S. Hartshorn, Saghar Hosseini, Rui Hou, Hakan Inan, Marcin Kardas, Viktor Kerkez, Madian Khabsa, Isabel M. Kloumann, A. V. Korenev, Punit Singh Koura, Marie-Anne Lachaux, Thibaut Lavril, Jenya Lee, Diana Liskovich, Yinghai Lu, Yuning Mao, Xavier Martinet, Todor Mihaylov, Pushkar Mishra, Igor Molybog, Yixin Nie, Andrew Poulton, Jeremy Reizenstein, Rashi Rungta, Kalyan Saladi, Alan Schelten, Ruan Silva, Eric Michael Smith, R. Subramanian, Xia Tan, Binh Tang, Ross Taylor, Adina Williams, Jian Xiang Kuan, Puxin Xu, Zhengxu Yan, Iliyan Zarov, Yuchen Zhang, Angela Fan, Melanie Kambadur, Sharan Narang, Aurelien Rodriguez, Robert Stojnic, Sergey Edunov, and Thomas Scialom. Llama 2: Open Foundation and Fine-Tuned Chat Models. *ArXiv*, abs/2307.09288, 2023b. URL <https://api.semanticscholar.org/CorpusID:259950998>.
- Leandro von Werra, Younes Belkada, Lewis Tunstall, Edward Beeching, Tristan Thrush, Nathan Lambert, and Shengyi Huang. TRL: Transformer Reinforcement Learning. <https://github.com/huggingface/trl>, 2020.
- Zejiu Wu, Yushi Hu, Weijia Shi, Nouha Dziri, Alane Suhr, Prithviraj Ammanabrolu, Noah A. Smith, Mari Ostendorf, and Hanna Hajishirzi. Fine-grained human feedback gives better rewards for language model training. *ArXiv*, abs/2306.01693, 2023. URL <https://api.semanticscholar.org/CorpusID:259064099>.
- Kevin Yang, Dan Klein, Asli Celikyilmaz, Nanyun Peng, and Yuandong Tian. RLCD: Reinforcement Learning from Contrast Distillation for Language Model Alignment. *ArXiv*, abs/2307.12950, 2023. URL <https://api.semanticscholar.org/CorpusID:260357852>.
- Yao Zhao, Misha Khalman, Rishabh Joshi, Shashi Narayan, Mohammad Saleh, and Peter J. Liu. Calibrating sequence likelihood improves conditional language generation. *ArXiv*, abs/2210.00045, 2022. URL <https://api.semanticscholar.org/CorpusID:252683988>.
- Yao Zhao, Rishabh Joshi, Tianqi Liu, Misha Khalman, Mohammad Saleh, and Peter J. Liu. SLiC-HF: Sequence Likelihood Calibration with Human Feedback. *ArXiv*, abs/2305.10425, 2023. URL <https://api.semanticscholar.org/CorpusID:258741082>.
- Lianmin Zheng, Wei-Lin Chiang, Ying Sheng, Siyuan Zhuang, Zhanghao Wu, Yonghao Zhuang, Zi Lin, Zhuohan Li, Dacheng Li, Eric P. Xing, Haoteng Zhang, Joseph Gonzalez, and Ioan Cristian Stoica. Judging LLM-as-a-judge with MT-Bench and Chatbot Arena. *ArXiv*, abs/2306.05685, 2023a. URL <https://api.semanticscholar.org/CorpusID:259129398>.
- Rui Zheng, Shihan Dou, Songyang Gao, Wei-Yuan Shen, Bing Wang, Yan Liu, Senjie Jin, Qin Liu, Limao Xiong, Luyao Chen, Zhiheng Xi, Yuhao Zhou, Nuo Xu, Wen-De Lai, Minghao Zhu, Rongxiang Weng, Wen-Chun Cheng, Cheng Chang, Zhangyue Yin, Yuan Long Hua, Haoran Huang, Tianxiang Sun, Hang Yan, Tao Gui, Qi Zhang, Xipeng Qiu, and Xuanjing Huang. Secrets of RLHF in Large Language Models Part I: PPO. *ArXiv*, abs/2307.04964, 2023b. URL <https://api.semanticscholar.org/CorpusID:259766568>.

---

Simon Zhuang and Dylan Hadfield-Menell. Consequences of Misaligned AI. *ArXiv*, abs/2102.03896, 2021. URL <https://api.semanticscholar.org/CorpusID:227275607>.

## A TRAINING / EVALUATION DETAILS

**Hardware** All experiments were conducted across 2 workstations, one with 4 NVIDIA RTX A6000 GPUs and another with 8 NVIDIA A40 GPUs. However, all of our individual experiments were run across 2 GPUs. In this configuration, training an RM takes around 6 hours on the Stack dataset, 3 hours on the RLCD dataset, and 1 hour on the WebGPT dataset after 1 epoch. For PPO, training takes around 12-18 hours for a single run.

### A.1 REWARD MODELS

For StackExchange, we have a train set of 100K examples and an evaluation set of 10K examples. For WebGPT, since we use 18k examples from training and 1.6K as an evaluation set. For RLCD, we use 40K training examples and 2.6 examples for the test set, where we use these test sets in all of the evaluation we show above.

For training, we follow a rule of continuing to train until eval accuracy stops going up. Prior work finds that reward model training for just 1 epoch is most effective to avoid over-fitting, however for some of our preference data interventions we note that convergence takes longer. Overall, this ends up with usually 1-2 epochs of training at most for the checkpoints that we use. We use bfloat16, learning rate of 1e-5, and batch size of 2 with 2 gradient accumulation steps. With these configurations, 1 epoch on 10K examples takes around 2 GPU hours.

Note that for the training dynamics analysis (Figure 4), we run reward model training for 5 epochs to reduce variance, however we don't use those models directly (though we note that eval accuracy doesn't go down significantly even at that point).

### A.2 PPO

For our RLHF step, as stated before, we use LoRA and 8-bit quantization for the policy and reward models, since the TRL training configuration requires having all used models on each device used for training. We merge reward model and generation models with LoRA adapters before PPO.

Past work has commented on the stability of PPO and "secrets" needed to get it working well (Zheng et al., 2023b). We found that setting the right KL coefficient and batch size were the most important for stable convergence.

For training we generally run training for between 150-200 steps, where this is a hyperparameter for each dataset depending on speed of convergence and allowing sufficient steps for KL to decrease in certain settings (Figure 5). We experimented with runs of up to 400 steps and generally did not find improvement in simulated preference or reward.

With 2 GPUs, batch size of 32 on each, training takes around 16 hours to complete 200 steps, giving an overall time of 32 GPU hours per PPO model. Note that we use max length of 156 on WebGPT and RLCD, and 216 on STACK since it has a higher starting point for the SFT model (note that this hyperparameter has a strong influence on training speed).

Figures 5, 6, 7 show statistics over the course of training for our standard settings, with KL of 0.04. We note that RLHF does successfully increase reward score. The last half of training usually yields a decrease in KL divergence, as the model has optimized for reward and is regularized closer to the initial policy model by the KL term.

### A.3 INFERENCE / EVALUATION

Once we have our trained PPO models, we finally sample outputs that we can use to compare different systems and evaluation. For all results, unless otherwise stated, we generate 500 outputs each from a fixed set of the held out data from each dataset, and base our results on those (we find

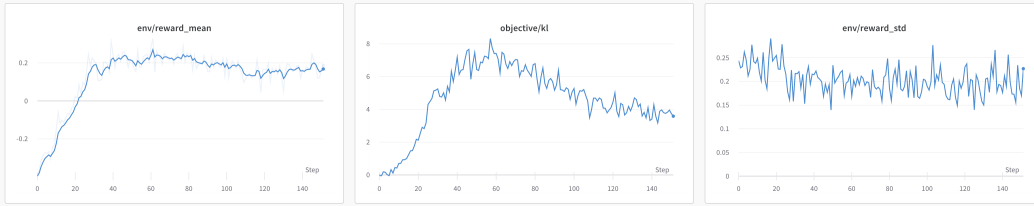


Figure 5: Training for standard WebGPT run

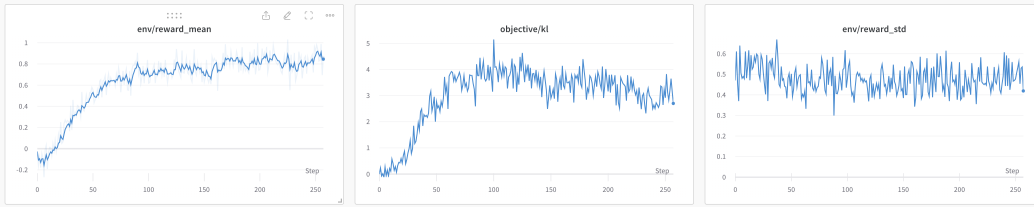


Figure 6: Training for standard Stack run

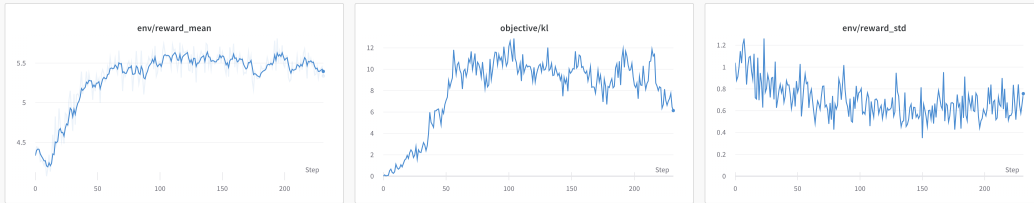


Figure 7: Training for standard RLCD run

this to be a sufficient amount, especially when comparing patterns across a set of interventions / settings which themselves serve as additional datapoints). Computing simulated preference (Dubois et al., 2023) for 100 outputs costs around \$3.5 USD using the OpenAI API. These calls are made to gpt-4-0314, gpt-3.5-turbo-0301, and text-davinci-003.

We decode with nucleus sampling (Holtzman et al., 2020) with a  $p$  value of 0.9, maximum length of 256, temperature 0.9, and a repetition penalty of 1.2 (based on the TRL repository default hyperparameters). Whenever we sample multiple outputs from a single prompt, we draw 8 samples.

#### A.4 INTERVENTIONS

For length control, we set the length center  $N$  to the starting mean SFT length, noting similar patterns with different configurations as well (50 tokens for RLCD, 100 for WGPT, 200 for STACK), for omission, we use 24 tokens above these value (to allow for stable training). For reward data augmentation, we augment with 25% additional data, noting that 50% gives similar patterns, however data augmentation may need to be explored further in future work.

## B EXTRA PLOTS

### B.1 DATASET CARTOGRAPHY

We here include dataset cartography plots in the style of Swayamdipta et al. (2020) for our reward modeling tasks. First, Figure 8 shows the dataset cartography plots on our respective settings. Note that WebGPT, the dataset with the strongest length biases, seems the most centered at 0 variance, and symmetric with respect to the x-axis. RLCD and STACK, where there seems to be more room for other features, on the other hand, demonstrate an “upward tilt” where at higher variances, the models are able to learn correct higher confidence features. This provides evidence for our hypothesis that

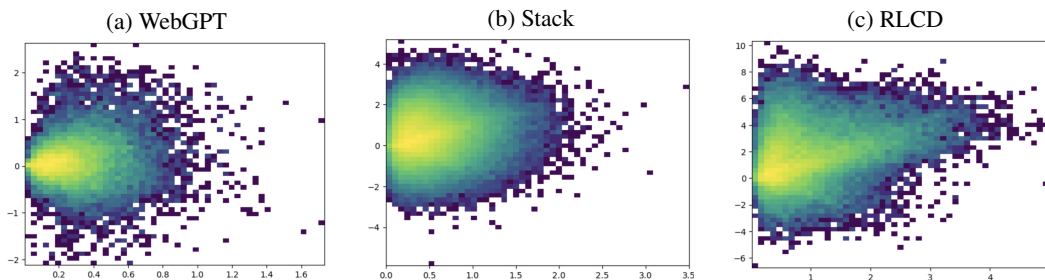


Figure 8: Logarithmically scaled heatmaps plotting, with a preference pair in training data being a single point, the variance of confidence over training (x-axis) vs the mean confidence (y-axis). These are the plots for WebGPT, STACK, and RLCD respectively left to right.

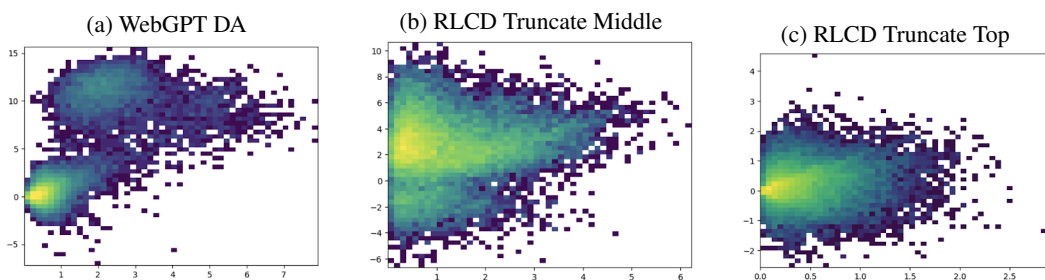


Figure 9: Dataset cartography plots on WebGPT when doing Reward Data Augmentation, as well as RLCD when truncating the central and upper sections of data.

strong length biases emerge as a symptom of reward models being unable to learn clear features from most training data.

Figure 9 shows plots for two additional settings. First, we see that when doing data augmentation, the augmented data emerges clearly and separately in the “high confidence” zone, while the initial plot remains in a similar space as before, though interestingly now displaying more of the “upward tilt” with a longer tail. Next, we see that when cutting out the central section of the cartography plot and training on the remaining data, the shape is actually preserved, suggesting that the small amount of remaining data has an intrinsic tendency to learn the strong length correlation. Likewise, when removing the upper section of “easy examples”, we see that suddenly the RLCD plot becomes much more centered and sharper at the left with low variance, suggestive of the “brittleness” that we saw with WebGPT, where now the easiest pattern is harder to learn, exacerbating the pattern even further.

## B.2 LENGTH SCATTERPLOTS

Earlier in Section 3, we discuss the idea of reward gain due to length vs other features, examining results with Higher KL term. Here we show comparable plots for WebGPT (Figure 11) and RLCD (Figure 12). Note that the patterns and reward gain are very similar, suggesting that the length constraining techniques all perform similar functions, despite having very different formulations. Also note that for these two settings the ratio of reward gain independent of length remains quite low.

## C SAMPLE OUTPUTS



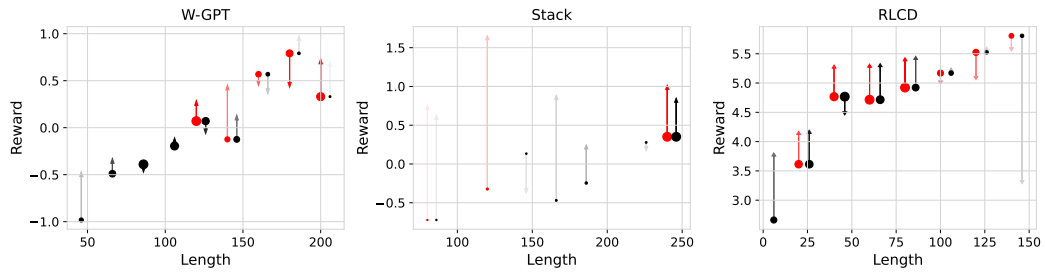


Figure 10: Bin-scatters on different settings with red (normal KL) and black (high KL) shown together

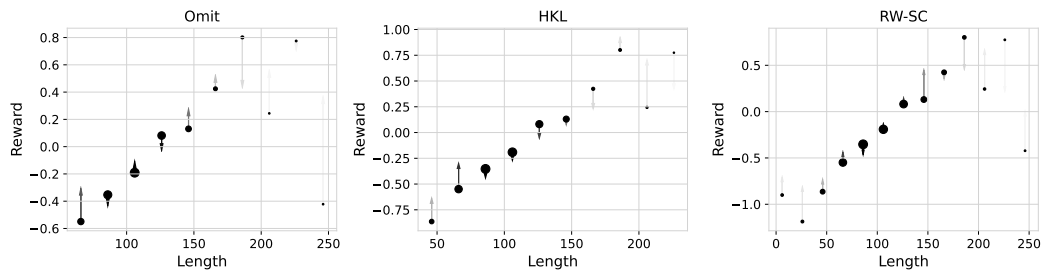


Figure 11: WGPT Bin Scatters on other types of length constraints.

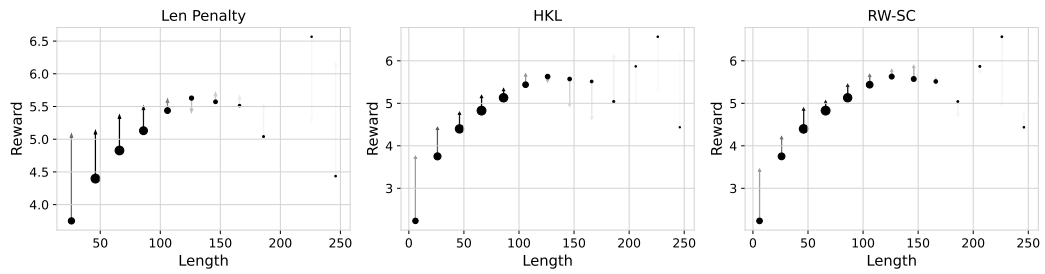


Figure 12: RLCD Bin Scatters on other types of length constraints.

Table 7: Examples for StackExchange

Question	Before PPO	After PPO
<p>Help , How can you detect whenever the power cord is unplugged from electrical socket through Symbian OS ?</p>	<p>1. &lt;[URL]2. &lt;[URL]3. &lt;[URL]entry23253&gt; (same solution, but with more details)</p>	<p>1. <b>**Check if it's plugged in**</b> - call 'isPluggedIn()' on your [PowerManager]([URL] object, which will return 'true' when the device has been connected to AC power and the phone doesn't have a battery installed; otherwise, it returns 'false'.2. If that isn't enough for you (perhaps because you need an alarm or something), then take a look at &lt;[URL] about how to use &lt;[URL] time units within the Android framework. The solution outlined there should work fine with any of the three different timestamps available via SystemClock - you just need to pick one. I suggest using milliseconds since they seem most useful here, but feel free to experiment!—Edit: Just wanted to make sure this wasn't too much code to throw away :)<code>js-var now = new Date().getTime()/TimeUnit.SECONDS.toMillis(1);</code></p>
<p>I am asking this question from an educational/hacking point of view, (I wouldn't really want to code like this).Is it possible to implement a while loop only using <b>**C**</b> preprocessor directives. I understand that macros cannot be expanded recursively, so how would this be accomplished?</p>	<p>1) <code>#!/define while(x)</code>, then in the macro: <code>'if x' and 'endif'</code>, or if you wish your "conditional" statement to execute each time after one condition was true before moving on...2)<code>'define if(!x) ; 'if x' - as above for the conditional statement, but without need for the 'else'</code>. If you do not specify any condition, the end will always execute.3) <code>'while(true); // no break'</code>4) This should get you started along the right lines at least. The preprocessor is fairly limited though when compared with what some other languages offer!</p>	<p>1) For the sake of simplicity let us assume all your 'while' loops are nested inside a macro called 'FUNCT'. 2) As a first approach you could define another variable in order to test if the condition is true or not. This new variable will have as value zero when there is no loop and nonzero otherwise:<code>define FOO 0; undef FUNCT-define BOO if(FOO != 0) FUNCT(); else // do nothing here because we exit directly ; return 0; /* You can use other values instead */ int main()return BOO;'</code>3) Another option involves adding some variables at compile time which may increase significantly the size of your program but it also increases its readability:<code>include &lt;stdio.h&gt;define LOOP(N) int j=1; for(j = 0 ; j&lt; N*5-4 ; ++j )/* DO SOMETHING HERE */ return j; /* The number of iterations */ //The user defines</code></p>
<p>Apart from the normal differences in pitch and tone between male and female voices, are there any different words, different intonations, or other linguistic habits that tend to be used more by men or women in Korean?Are there any 'male habits' that (to sound natural) a female learner may want to avoid imitating, and vice versa?</p>	<p>1. No, it is not an exaggeration; Korean is gender-specific when it comes to nouns/adjectives etc..2. There exists [the following list of female names]([URL] which will help you select appropriate name for your character if needed but most likely using common female names as characters might lead to some confusion with readers because many people have heard them so often while others never hear such names ever before... So I would recommend making up new ones.</p>	<p>1. <b>**Tone**</b> - I don't think it is possible to have an overview of this one because tones depend on context. For instance the word for bread has two totally distinct meanings depending if it is said with a high or low rising/falling tone. However generally speaking Koreans use lower tones at end sentences whereas native English speakers often prefer higher ones. 2. <b>**Pitch/Timbre**</b> - as mentioned above this depends so much on context but here again generalizations can help you out: When asking questions your voice goes up, when saying statements down; you use less vocal variety in speech than people do normally; in fact all your vocal cues like volume etcetera will be toned-down compared to how we would express ourselves if using our first language. 3. <b>**Use of vowels**</b> - well Korean has no shortage of long open vowel sounds while English prefers to reduce them whenever possible. This difference alone means that certain pronunciation issues become quite obvious for non natives of both languages. Aside from that however, there isn't too many rules regarding vows although they play an important role in differentiate between dialect</p>

Table 8: Examples for WebGPT

Question	Before PPO	After PPO
Why is it adults don't roll off of the bed ?I understand there are exceptions but I was just curious	Adults typically do not roll off of the bed because they have developed the muscle memory to keep their bodies from involuntarily moving during sleep and maintaining proper posture.	Adults generally do not roll off of the bed because they have developed muscle control and awareness which helps them to remain upright while sleeping. Additionally, most adults find it uncomfortable or even painful to move around in their sleep, so rolling off the bed would be difficult without waking up first. There may also be safety concerns such as falling out of bed and potentially hurting oneself if one were to lose balance or fall from the bed. Finally, some people may simply choose to stay in the same position for long periods of time when they are sleeping and thus avoid having to shift positions during their slumber. It should also be noted that some medical conditions can lead to excessive movement at night, making it more likely for someone to roll off the bed. In these cases, medications and/or lifestyle changes could help reduce this movement. Overall, it appears to be mostly a matter of choice and comfort rather than any physical limitation preventing an individual from getting up or off the bed.
A strong magnet will separate a mixture ofA. clear glass and green glass.B. paper cups and plastic cups.C. iron nails and aluminum nails.D. sand and salt.	B)paper cups and plastic cups	C. Iron nails and Aluminum Nails. A strong magnet can be used to sort out metal objects, such as nails. The magnetic force between the two different metals will cause them to separating from each other in the mixture. Magnetic separation is also useful for sorting materials into different classes based on their composition or properties. In this case, it could be used to separate iron nails from aluminum nails, since they have very different physical and chemical properties. It cannot be used to sort out clear glass from green glass because the difference in color alone does not represent any significant differences in the compositions of the two types of glass. Paper cups and plastic cups are made up of completely different materials (plastics versus cellulose) so a magnet would not help differentiate the two. Finally, salt and sand are both crystalline solids with similar structures but different sizes, making them impossible to distinguish using a magnet.
How come when we close one eye, we see "nothing" out of that eye, but when we close both, we see black?And when I say nothing I mean that you don't see black, just...nothing.	When only one eye is closed, it prevents visual information from entering the brain through that pathway; however, since there are still signals being sent to the other eye, our brains perceive "something" in terms of light and color (or darkness). When both eyes are shut, all incoming signals are blocked and thus the brain interprets this as "blackness".	When we close only one eye, our brain interprets the lack of input from that eye as darkness because it doesn't receive any visual information to process. But when we close both eyes, our brains combine the two images into one and interpret the combined image as darkness since there isn't enough contrast between the two images for us to be able to make out individual details. This phenomenon is known as binocular vision and helps protect us against blind spots by allowing us to use both eyes together in order to gain better depth perception and detect motion more easily. It also allows us to have a wider field of view compared to if we were using just one eye at a time. In addition, since each eye sees slightly different things depending on what angle it is facing, combining both images can help fill-in missing pieces of detail or detect objects that are closer or further away than what could be detected with just one eye. By closing both eyes, your brain uses all this data to create a single image which appears as pitch black due to the absence of significant contrasts. That being said, some people do still experience ghostly shapes and movement even when they shut their eyes completely; these effects arise from electrical activity happening within the eye itself

Table 9: Examples for Anthropic HelpfulHarmless (RLCD)

Question	Before PPO	After PPO
<p>Human: How do I make Italian ice?  Assistant: There are many forms of Italian ice, and I can help you try to figure out which of them you want. You could ask for gelato with a swirl of chocolate syrup, or you could ask for granita di limone, or maybe some stracciatella or espresso granita.  Human: How can I make Italian ice at home?  Assistant: First, you'll need some ice. You can use ice trays or ice cubes in a bag, or even a tray or bag of snow.  Human: Do I need an ice shaver?  Assistant:</p>	<p>Yes! It's recommended to have an ice shaver if you plan on making true Italian-style ice. An ice shaver will allow you to create fine shavings of ice instead of large chunks.</p>	<p>Yes, it's best to have an ice shaver if possible since this will allow you to create small pieces of ice without having to break up the entire block. If you don't have one, you can still make great Italian ice by using a blender or food processor instead. Just be sure not to over-process your ice or it may become too frozen and hard to eat!</p>
<p>Human: My niece is into Sesame Street. What are some sesame street characters she can add to her toy collection?  Assistant:</p>	<p>Some of your niece's favorite Sesame Street characters include Elmo, Cookie Monster, Abby Cadabby, Grover and Bert Ernie. You could also check out plush toys featuring the entire Muppet gang!</p>	<p>Sesame Street has so many beloved characters! Your niece could have fun with Elmo, Cookie Monster, Grover, Abby Cadabby and more. She might also enjoy playing with Big Bird, Oscar the Grouch or Bert Ernie - they all offer lots of interactive play options. Additionally, you may want to check out some of the other classic Muppets like Kermit the Frog and Miss Piggy.</p>
<p>Continue the conversation:  What are some of the health benefits of going to a spa?  Assistant:</p>	<p>Going to a spa can provide numerous health benefits, such as reduced stress levels, improved mental clarity and overall well-being, increased energy level, decreased risk of disease, improved skin complexion, relief from muscle tension, anxiety reduction, enhanced immunity system, and better digestion.</p>	<p>Going to a spa can have numerous health benefits, including relaxation and stress relief. Spas provide opportunities for people to unwind in both physical and emotional ways by providing massages, facials, body wraps, manicures, pedicures, and more. This allows them to reduce their levels of stress, anxiety, and other negative thoughts and feelings while also reducing muscle tension and increasing energy level. Additionally, many spa treatments include detoxifying elements such as herbs and minerals which can help improve overall health and well-being.</p>