
DEEP VARIATIONAL MULTIVARIATE INFORMATION BOTTLENECK - A FRAMEWORK FOR VARIATIONAL LOSSES

Eslam Abdelaleem^{1*} Ilya Nemenman^{1,2,3} K. Michael Martini^{1,3*†}

¹Department of Physics, ²Department of Biology,

³Initiative in Theory and Modeling of Living Systems, Emory University, Atlanta, GA 30322
{eslam.abdelaleem, ilya.nemenman, karl.michael.martini}@emory.edu

ABSTRACT

Variational dimensionality reduction methods are known for their high accuracy, generative abilities, and robustness. These methods have many theoretical justifications. Here we introduce a unifying principle rooted in information theory to rederive and generalize existing variational methods and design new ones. We base our framework on an interpretation of the multivariate information bottleneck, in which two Bayesian networks are traded off against one another. We interpret the first network as a compression or encoder graph, which specifies what information to keep when compressing the data. We interpret the second network as a decoder graph, which specifies a generative model for the data. Using this framework, we rederive existing dimensionality reduction methods such as the deep variational information bottleneck (DVIB), beta variational auto-encoders (beta-VAE), and deep variational canonical correlation analysis (DVCCA). The framework naturally introduces a trade-off parameter between compression and reconstruction in the DVCCA family of algorithms, resulting in the new beta-DVCCA family. In addition, we derive a new variational dimensionality reduction method, deep variational symmetric informational bottleneck (DVSIB), which simultaneously compresses two variables to preserve information between their compressed representations. We implement all of these algorithms and evaluate their ability to produce shared low dimensional latent spaces on a modified noisy MNIST dataset. We show that algorithms that are better matched to the structure of the data (beta-DVCCA and DVSIB in our case) produce better latent spaces as measured by classification accuracy and the dimensionality of the latent variables. We believe that this framework can be used to unify other multi-view representation learning algorithms. Additionally, it provides a straightforward framework for deriving problem-specific loss functions.

1 INTRODUCTION

In the era of big data, large dimensional multi-modal datasets are abundant. Examples include extensive multimedia datasets utilized for language modeling (Xu et al., 2016; Zhou et al., 2018; Rohrbach et al., 2017; Sanabria et al., 2018; Goyal et al., 2017; Wang et al., 2018; Hendrycks et al., 2020), neural activity recorded together with the corresponding behavior (Steinmetz et al., 2021; Urai et al., 2022; Krakauer et al., 2017; Pang et al., 2016), datasets encompassing genomic, transcriptomic, and proteomic data (Clark et al., 2013; Zheng et al., 2017; Svensson et al., 2018; Huntley et al., 2015; Lorenzi et al., 2018), and many others. Such large dimensional multi-modal data come with the curse of dimensionality, making it hard to learn the relevant statistical correlations from samples. The problem is made even harder by the data often containing information that is irrelevant to the specific questions one asks. To tackle these challenges, a myriad of dimensionality reduction (DR) methods have emerged. By preserving certain aspects of the data while discarding the remainder, DR can

*equal contribution

†Corresponding author

decrease the complexity of the problem, yield clearer insights, and provide a foundation for more refined modeling approaches.

DR techniques span linear methods like Principal Component Analysis (PCA) (Hotelling, 1933), Partial Least Squares (PLS) (Wold et al., 2001), Canonical Correlations Analysis (CCA) (Hotelling, 1936), and regularized CCA (Vinod, 1976; Årup Nielsen et al., 1998), as well as nonlinear approaches, including Autoencoders (AE) (Hinton & Salakhutdinov, 2006), Deep CCA (Andrew et al., 2013), Deep Canonical Correlated AE (Wang et al., 2015), Correlational Neural Networks (Chandar et al., 2016), Deep Generalized CCA (Benton et al., 2017), and Deep Tensor CCA (Wong et al., 2021). Of particular interest to us are variational methods, such as Variational Autoencoders (VAE) (Kingma & Welling, 2014), beta-VAE (Higgins et al., 2016), Joint Multimodal VAE (JMVAE) (Suzuki et al., 2016), Deep Variational CCA (DVCCA) (Wang et al., 2016), and the Deep Variational Information Bottleneck (DVIB) (Aleml et al., 2017). These deep variational DR methods use deep neural networks and variational approximations to learn robust and accurate representations of the data, while, at the same time, often serving as generative models for creating more samples from the learned distributions.

There exists a wide variety of theoretical derivations and justifications for variational DR methods (Kingma & Welling, 2014; Higgins et al., 2016; Suzuki et al., 2016; Wang et al., 2016; Karami & Schuurmans, 2021; Qiu et al., 2022; Aleml et al., 2017; Bao, 2021; Lee & Van der Schaar, 2021; Wang et al., 2019; Wan et al., 2021; Federici et al., 2020; Huang et al., 2022; Hu et al., 2020). This diversity of derivations, while enabling adaptability, often leaves researchers with no principled ways for choosing a method for a particular application, for designing new methods with distinct assumptions, or for comparing methods to each other.

In this paper, we introduce the Deep Variational Multivariate Information Bottleneck (DVMIB) framework, offering a unified mathematical foundation for a range of variational DR methods. Our framework is grounded in an interpretation of the multivariate information bottleneck loss function (Tishby et al., 2000; Friedman et al., 2013). This loss, amenable to approximation through upper and lower variational bounds, provides a systematic pathway for implementing diverse DR variants using deep neural networks. We demonstrate the framework’s efficacy by deriving the loss functions of various existing variational DR methods by starting from the same foundational principle. Furthermore, our framework allows adjustment of trade-off parameters, leading to generalization of these existing methods. For instance, we naturally generalize DVCCA to β -DVCCA. The framework further allows us to introduce and implement in software novel dimensionality reduction method, such as the Deep Variational Symmetric Information Bottleneck (DVSIB). We show that our new methods produce better representations of classic datasets than previously existing approaches. Beyond its unifying role, our framework offers a principled approach for deriving problem-specific loss functions using domain-specific knowledge. Thus, we anticipate its broad application for multi-view representation learning across diverse fields.

2 MULTIVARIATE INFORMATION BOTTLENECK FRAMEWORK

We will represent DR problems similar to the Multivariate Information Bottleneck (MIB) of Friedman et al. (2013), which is a generalization of the more traditional Information Bottleneck algorithm (Tishby et al., 2000) to multiple variables. This reduced representation, is achieved as a trade-off between two Bayesian networks. Bayesian networks are directed acyclic graphs that provide a factorization of the joint probability distribution, $P(X_1, X_2, X_3, \dots, X_N) = \prod_{i=1}^N P(X_i | Pa_{X_i}^G)$ where $Pa_{X_i}^G$ is the set of parents of X_i in graph G . The multiinformation (Studený & Vejnarová, 1998) of a Bayesian network is defined as the Kullback-Leibler divergence between the joint probability distribution and the product of the marginals, and it serves as a measure of the total correlations among the variables, $I(X_1, X_2, X_3, \dots, X_N) = D_{KL}(P(X_1, X_2, X_3, \dots, X_N) || P(X_1)P(X_2)P(X_3)\dots P(X_N))$. For a Bayesian network, the multiinformation reduces to the sum of all the local informations $I(X_1, X_2, \dots, X_N) = \sum_{i=1}^N I(X_i; Pa_{X_i}^G)$ (Friedman et al., 2013).

The first of the Bayesian networks is an encoder (compression) graph, which models how compressed (reduced, latent) variables are obtained from the observations. The second network is a decoder graph, which specifies a generative model for the data from the compressed variables, i.e., it is an alternate factorization of the distribution. In MIB, the information of the encoder graph is minimized,

ensuring strong compression. The information of the decoder graph is maximized, promoting the most accurate model of the data. As in IB (Tishby et al., 2000), the trade-off between the compression and reconstruction is controlled by a trade-off parameter β :

$$L = I_{\text{encoder}} - \beta I_{\text{decoder}}. \quad (1)$$

In this work, our main contribution is in writing an explicit variational loss for typical information terms found in both the encoder and the decoder graphs. All terms in the decoder graph use samples of the compressed variables as determined from the encoder graph. If there are two terms that correspond to the same information in Eq. (1), one from each of the graphs, they do not cancel each other since they correspond to two different variational expressions.

In the following Section, as a particular example of our framework, we derive the variational bounds for the Symmetric Information Bottleneck (SIB), a special case of MIB. We derive the bounds for three types of information terms, which are also the building blocks for other variational MIB methods, which we consider in subsequent Sections.

2.1 DEEP VARIATIONAL SYMMETRIC INFORMATION BOTTLENECK

The Deep Variational Symmetric Information Bottleneck (DVSIB) simultaneously reduces a pair of datasets X and Y into two separate lower dimensional compressed versions Z_X and Z_Y . These compressions are done at the same time to ensure that the latent spaces are maximally informative about each other. The joint compression is known to decrease data set size requirements compared to individual ones (Martini & Nemenman, 2023). Having distinct latent spaces for each modality usually helps with the interpretability. For example, X could be the neural activity of thousands of motor neurons, and Y could be the simultaneous recordings of joint angles of the corresponding animal. Rather than creating one latent space representing both, separate latent spaces for the neural activity and the joint angles are sought. By maximizing compression as well as $I(Z_X, Z_Y)$, one constructs the latent spaces that capture only the neural activity pertinent to joint movement and only the behavior that is correlated with the neural activity (see also Pang et al. (2016)). Many other applications could benefit from a similar DR approach.

In Fig. 1, we define two Bayesian networks for DVSIB, G_{encoder} and G_{decoder} . G_{encoder} encodes the compression of X to Z_X and Y to Z_Y . It corresponds to the factorization $p(x, y, z_x, z_y) = p(x, y)p(z_x|x)p(z_y|y)$ and the resultant $I_{\text{encoder}} = I^E(X; Y) + I^E(X; Z_X) + I^E(Y; Z_Y)$. The $I^E(X, Y)$ term does not depend on the compressed variables and does not affect the optimization problem, and hence is discarded in what follows. G_{decoder} represents a generative model for X and Y given the compressed latent variables Z_X and Z_Y . It corresponds to the factorization $p(x, y, z_x, z_y) = p(z_x)p(z_y|z_x)p(x|z_x)p(y|z_y)$ and the resultant $I_{\text{decoder}} = I^D(Z_X; Z_Y) + I^D(X; Z_X) + I^D(Y; Z_Y)$. Combining the informations from both graphs and using Eq. (1), we find the SIB loss:

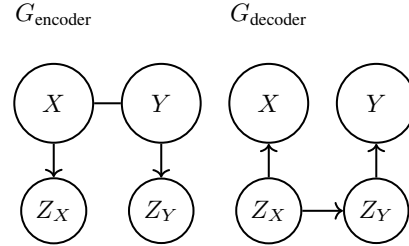


Figure 1: The encoder and decoder graphs for DVSIB.

$$L_{\text{SIB}} = I^E(X; Z_X) + I^E(Y; Z_Y) - \beta (I^D(Z_X; Z_Y) + I^D(X; Z_X) + I^D(Y; Z_Y)). \quad (2)$$

Note that information in the encoder terms is minimized, and information in the decoder terms is maximized. Thus, while it is tempting to simplify Eq. (2) by canceling $I^E(X; Z_X)$ and $I^D(X; Z_X)$, this would be a mistake. Indeed, these terms come from different factorizations: the encoder corresponds to learning $p(z_x|x)$, and the decoder to $p(x|z_x)$.

We now follow a procedure similar to Alemi et al. (2017) and construct variational bounds on all I^E and I^D terms. Terms that do not contain leaf nodes, i. e., $I^D(Z_X, Z_Y)$, require new approaches.

2.2 VARIATIONAL BOUNDS ON DVSIB ENCODER TERMS

The information $I^E(Z_X; X)$ corresponds to compressing the random variable X to Z_X . Since this is an encoder term, it needs to be minimized in Eq. (2). Thus, we seek a variational bound $I^E(Z_X; X) \leq$

$\tilde{I}^E(Z_X; X)$, where \tilde{I}^E is the variational version of I , which can be implemented using a deep neural network. We find \tilde{I}^E by using the positivity of the Kullback–Leibler divergence. We make $r(z_x)$ be a variational approximation to $p(z_x)$. Then $D_{\text{KL}}(p(z_x)||r(z_x)) \geq 0$, so that $-\int dz_x p(z_x) \ln(p(z_x)) \leq -\int dz_x p(z_x) \ln(r(z_x))$. Thus, $-\int dx dz_x p(z_x, x) \ln(p(z_x)) \leq -\int dx dz_x p(z_x, x) \ln(r(z_x))$. We then add $\int dx dz_x p(z_x, x) \ln(p(z_x|x))$ to both sides and find:

$$I^E(Z_X; X) = \int dx dz_x p(z_x, x) \ln \left(\frac{p(z_x|x)}{p(z_x)} \right) \leq \int dx dz_x p(z_x, x) \ln \left(\frac{p(z_x|x)}{r(z_x)} \right) \equiv \tilde{I}^E(Z_X; X). \quad (3)$$

We further simplify the variational loss by approximating $p(x) \approx \frac{1}{N} \sum_{i=1}^N \delta(x - x_i)$, so that:

$$\tilde{I}^E(Z_X; X) \approx \frac{1}{N} \sum_{i=1}^N \int dz_x p(z_x|x_i) \ln \left(\frac{p(z_x|x_i)}{r(z_x)} \right) = \frac{1}{N} \sum_{i=1}^N D_{\text{KL}}(p(z_x|x_i)||r(z_x)). \quad (4)$$

The term $I^E(Y; Z_Y)$ can be treated in an analogous manner, resulting in:

$$\tilde{I}^E(Z_Y; Y) \approx \frac{1}{N} \sum_{i=1}^N D_{\text{KL}}(p(z_y|y_i)||r(z_y)). \quad (5)$$

2.3 VARIATIONAL BOUNDS ON DVSIB DECODER TERMS

The term $I^D(X; Z)$ corresponds to a decoder of X from the compressed variable Z_X . It is maximized in Eq. (2). Thus, we seek its variational version \tilde{I}^D , such that $I^D \geq \tilde{I}^D$. Here, $q(x|z_x)$ will serve as a variational approximation to $p(x|z_x)$. We use the positivity of the Kullback-Leibler divergence, $D_{\text{KL}}(p(x|z_x)||q(x|z_x)) \geq 0$, to find $\int dx p(x|z_x) \ln(p(x|z_x)) \geq \int dx p(x|z_x) \ln(q(x|z_x))$. This gives $\int dz_x dx p(x, z_x) \ln(p(x|z_x)) \geq \int dz_x dx p(x, z_x) \ln(q(x|z_x))$. We add the entropy of X to both sides to arrive at the variational bound:

$$I^D(X; Z_X) = \int dz_x dx p(x, z_x) \ln \frac{p(x|z_x)}{p(x)} \geq \int dz_x dx p(x, z_x) \ln \frac{q(x|z_x)}{p(x)} \equiv \tilde{I}^D(X; Z_X). \quad (6)$$

We further simplify \tilde{I}^D by replacing $p(x)$ by samples, $p(x) \approx \frac{1}{N} \sum_i^N \delta(x - x_i)$ and using the $p(z_x|x)$ that we learned previously from the encoder:

$$\tilde{I}^D(X; Z_X) \approx H(X) + \frac{1}{N} \sum_{i=1}^N \int dz_x p(z_x|x_i) \ln(q(x_i|z_x)). \quad (7)$$

Here $H(X)$ does not depend on $p(z_x|x)$ and, therefore, can be dropped from the loss. The variational version of $I^D(Y; Z_Y)$ is obtained analogously:

$$\tilde{I}^D(Y; Z_Y) \approx H(Y) + \frac{1}{N} \sum_{i=1}^N \int dz_y p(z_y|y_i) \ln(q(y_i|z_y)). \quad (8)$$

2.4 VARIATIONAL BOUNDS ON DECODER TERMS NOT ON A LEAF - MINE

The variational bound above cannot be applied to the information terms that do not contain leaves of G_{decoder} . For SIB, this corresponds to the $I^D(Z_X, Z_Y)$ term. This information is maximized. To find a variational bound such that $I^D(Z_X, Z_Y) \geq \tilde{I}^D(Z_X, Z_Y)$, we use the MINE mutual information estimator (Belghazi et al., 2018), which samples both Z_X and Z_Y from their respective variational encoders. We variationally approximate $p(z_x, z_y)$ as $p(z_x)p(z_y)e^{T(z_x, z_y)}/\mathcal{Z}_{\text{norm}}$, where $\mathcal{Z}_{\text{norm}} = \int dz_x dz_y p(z_x)p(z_y)e^{T(z_x, z_y)}$ is the normalization factor. Here $T(z_x, z_y)$ is parameterized by a neural network that takes in samples of the latent spaces z_x and z_y and returns a single number. We again use the positivity of the Kullback-Leibler divergence, $D_{\text{KL}}(p(z_x, z_y)||p(z_x)p(z_y)e^{T(z_x, z_y)}/\mathcal{Z}_{\text{norm}}) \geq 0$, which implies $\int dz_x dz_y p(z_x, z_y) \ln(p(z_x, z_y)) \geq \int dz_x dz_y p(z_x, z_y) \ln \frac{p(z_x)p(z_y)e^{T(z_x, z_y)}}{\mathcal{Z}_{\text{norm}}}$. Subtracting $\int dz_x dz_y p(z_x, z_y) \ln(p(z_x)p(z_y))$ from both sides, we find:

$$I^D(Z_X; Z_Y) \geq \int dz_x dz_y p(z_x, z_y) \ln \frac{e^{T(z_x, z_y)}}{\mathcal{Z}_{\text{norm}}} \equiv \tilde{I}_{\text{MINE}}^D(Z_X; Z_Y). \quad (9)$$

2.5 PARAMETERIZING THE DISTRIBUTIONS AND THE REPARAMETERIZATION TRICK

$H(X)$, $H(Y)$, and $I(X, Y)$ do not depend on $p(z_x|x)$ and $p(z_y|y)$ and can be dropped from the loss function. Furthermore, we are free to choose any ansatzes for the form of each of the variational distributions we introduced. We choose parametric probability distribution families and learn the nearest distribution in these families consistent with the data. We assume $p(z_x|x)$ is a normal distribution with mean $\mu_{Z_X}(x)$ and variance $\Sigma_{Z_X}(x)$. We learn the mean and the log variance as neural networks. We also assume that $q(x|z_x)$ is normal with a mean $\mu_X(z_x)$ and a unit variance. In principle, we could also learn the log variance for this distribution as well, but the approach works well without this. Finally, we assume that $r(z_x)$ is a standard normal distribution. We use the re-parameterization trick to produce samples of $z_{x_i,j} = z_{x_j}(x_i) = \mu(x_i) + \sqrt{\Sigma_{Z_X}(x_i)}\eta_j$ sampled from $p(z_x|x_i)$, where η_j is drawn from a standard normal distribution (Kingma & Welling, 2014). We choose the same types of distributions for the corresponding z_y terms.

To sample from $p(z_x, z_y)$ we use $p(z_x, z_y) = \int dx dy p(z_x, z_y, x, y) = \int dx dy p(z_x|x)p(z_y|y) \times p(x, y) \approx \frac{1}{N} \sum_{i=1}^N p(z_x|x_i)p(z_y|y_i) = \frac{1}{NM^2} \sum_{i=1}^N (\sum_{j=1}^M \delta(z_x - z_{x_{i,j}})) (\sum_{j=1}^M \delta(z_y - z_{y_{i,j}}))$, where $z_{x_{i,j}} \in p(z_x|x_i)$ and $z_{y_{i,j}} \in p(z_y|x_i)$, and M is the number of new samples being generated. To sample from $p(z_x)p(z_y)$, we generate samples from $p(z_x, z_y)$ and scramble the generated entries z_x and z_y , destroying all correlations. With this, the components of the loss function become

$$\begin{aligned} \tilde{I}^E(X; Z_X) &= \frac{1}{N} \sum_{i=1}^N D_{\text{KL}}(p(z_x|x_i)||r(z_x)) \\ &\approx \frac{1}{2N} \sum_{i=1}^N [\text{Tr}(\Sigma_{Z_X}(x_i)) + \|\vec{\mu}_{Z_X}(x_i)\|^2 - k_{Z_X} - \ln \det(\Sigma_{Z_X}(x_i))], \end{aligned} \quad (10)$$

$$\tilde{I}^D(X; Z_X) \approx \frac{1}{MN} \sum_{i,j=1}^{N,M} -\frac{1}{2} \|(x_i - \mu_X(z_{x_{i,j}}))\|^2, \quad (11)$$

$$\tilde{I}_{\text{MINE}}^D(Z_X; Z_Y) \approx \frac{1}{M^2N} \sum_{i,j_x,j_y=1}^{N,M,M} [T(z_{x_{i,j_x}}, z_{y_{i,j_y}}) - \ln Z_{\text{norm}}], \quad (12)$$

where k_{Z_X} is the dimension of Z_X , and the corresponding terms for Y are similar. Combining these terms results in the variational loss for DVSIB:

$$L_{\text{DVSIB}} = \tilde{I}^E(X; Z_X) + \tilde{I}^E(Y; Z_Y) - \beta \left(\tilde{I}^D(Z_X; Z_Y) + \tilde{I}^D(X; Z_X) + \tilde{I}_{\text{MINE}}^D(Y; Z_Y) \right). \quad (13)$$

3 DERIVING OTHER DR METHODS

The variational bounds used in DVSIB can be used to implement loss functions that correspond to other encoder-decoder graph pairs and hence to other DR algorithms. The simplest is the beta variational auto-encoder. Here G_{encoder} consists of one term: X compressed into Z_X . Similarly G_{decoder} consists of one term: X decoded from Z_X (see Table 1). Using this simple set of Bayesian networks, we find the variational loss

$$L_{\text{beta-VAE}} = \tilde{I}^E(X; Z_X) - \beta \tilde{I}^D(X; Z_X). \quad (14)$$

Both terms in Eq. (14) can be approximated and implemented by neural networks. Similarly, we can re-derive the DVCCA family of losses (Wang et al., 2016). Here G_{encoder} is X compressed into Z_X . G_{decoder} reconstructs both X and Y from the same compressed latent space Z_X . In fact, our loss function is more general than the DVCCA loss and has an additional compression-reconstruction trade-off parameter β . We call this more general loss β -DVCCA, and the original DVCCA emerges when $\beta = 1$. Table 1 shows how our framework reproduces and generalizes other DR losses.

4 RESULTS

To test our methods, we created a dataset inspired by the noisy MNIST dataset (LeCun et al., 1998; Wang et al., 2015; 2016), consisting of two distinct views of data, both with dimensions of

Table 1: Method descriptions, variational losses, and the Bayesian Network graphs for each DR method derived in our framework. See Appendix A for details.

Method Description	G_{encoder}	G_{decoder}
beta-VAE (Kingma & Welling, 2014; Higgins et al., 2016): Two independent Variational Autoencoder (VAE) models trained, one for each view, X and Y (only X graphs/loss shown). $L_{\text{VAE}} = \tilde{I}^E(X; Z_X) - \beta \tilde{I}^D(X; Z_X)$		
DVIB (Alemi et al., 2017): Two bottleneck models trained, one for each view, X and Y , using the other view as the supervising signal. (Only X graphs/loss shown). $L_{\text{DVIB}} = \tilde{I}^E(X; Z_X) - \beta \tilde{I}^D(Y; Z_X)$		
beta-DVCCA : Similar to DVIB (Alemi et al., 2017), but with reconstruction of both views. Two models trained, compressing either X or Y , while reconstructing both X and Y . (Only X graphs/loss shown). $L_{\text{DVCCA}} = \tilde{I}^E(X; Z_X) - \beta (\tilde{I}^D(Y; Z_X) + \tilde{I}^D(X; Z_X))$		
DVCCA (Wang et al., 2016): a special case of β -DVCCA with $\beta = 1$.		
beta-joint-DVCCA : A single model trained using a concatenated variable $[X, Y]$, learning one latent representation Z . $L_{\text{jDVCCA}} = \tilde{I}^E((X, Y); Z) - \beta (\tilde{I}^D(Y; Z) + \tilde{I}^D(X; Z))$		
joint-DVCCA (Wang et al., 2016): a special case of β -jDVCCA with $\beta = 1$.		
beta-DVCCA-private : Two models trained, compressing either X or Y , while reconstructing both X and Y , and simultaneously learning private information W_X and W_Y . (Only X graphs/loss shown). $L_{\text{DVCCA-p}} = \tilde{I}^E(X; Z) + \tilde{I}^E(X; W_X) + \tilde{I}^E(Y; W_Y) - \beta (\tilde{I}^D(X; (W_X, Z)) + \tilde{I}^D(Y; (W_Y, Z)))$		
DVCCA-private (Wang et al., 2016): a special case of β -DVCCA-p with $\beta = 1$.		
beta-joint-DVCCA-private : A single model was trained using a concatenated variable $[X, Y]$, learning one latent representation Z , and simultaneously learning private information W_X and W_Y . $L_{\text{jDVCCA-p}} = \tilde{I}^E((X, Y); Z) + \tilde{I}^E(X; W_X) + \tilde{I}^E(Y; W_Y) - \beta (\tilde{I}^D(X; (W_X, Z)) + \tilde{I}^D(Y; (W_Y, Z)))$		
joint-DVCCA-private (Wang et al., 2016): β -jDVCCA-p with $\beta = 1$.		
DVSIB : A symmetric model trained, producing Z_X and Z_Y . $L_{\text{DVSIB}} = \tilde{I}^E(X; Z_X) + \tilde{I}^E(Y; Z_Y) - \beta (\tilde{I}_{\text{MINE}}^D(Z_X; Z_Y) + \tilde{I}^D(X; Z_X) + \tilde{I}^D(Y; Z_Y))$		
DVSIB-private : A symmetric model trained, producing Z_X and Z_Y , while simultaneously learning private information W_X and W_Y . $L_{\text{DVSIBp}} = \tilde{I}^E(X; W_X) + \tilde{I}^E(X; Z_X) + \tilde{I}^E(Y; Z_Y) + \tilde{I}^E(Y; W_Y) - \beta (\tilde{I}_{\text{MINE}}^D(Z_X; Z_Y) + \tilde{I}^D(X; (Z_X, W_X)) + \tilde{I}^D(Y; (Z_Y, W_Y)))$		

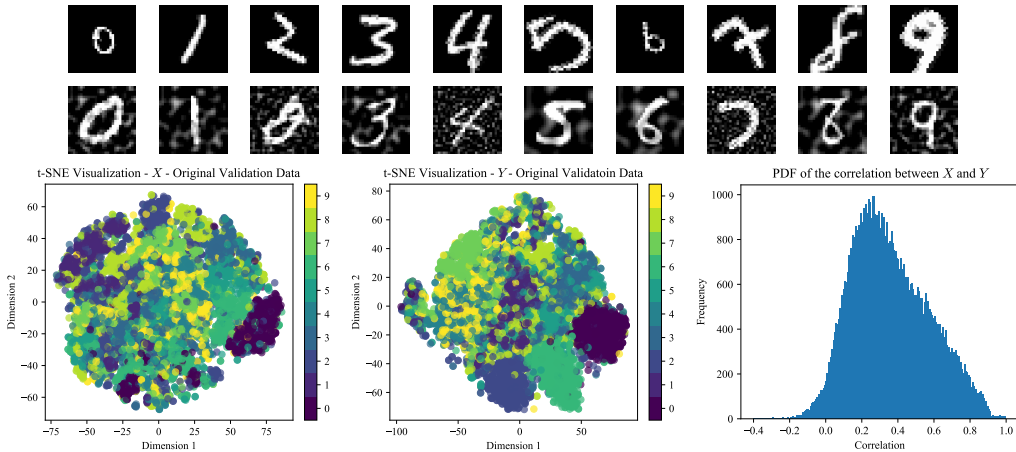


Figure 2: Dataset consisting of pairs of digits drawn from MNIST that share an identity. Top row, X : MNIST digits randomly scaled ($0.5 - 1.5$) and rotated ($0 - \pi/2$). Bottom row, Y : MNIST digits with a background Perlin noise. t-SNE of X and Y datasets (left and middle) shows poor separation by digit, and there is a wide range of correlation between X and Y (right).

28×28 pixels, cf. Fig. 2. The first view comprises the original image randomly rotated by an angle uniformly sampled between 0 and $\frac{\pi}{2}$ and scaled by a factor uniformly distributed between 0.5 and 1.5 . The second view consists of the original image with an added background Perlin noise (Perlin, 1985) with the noise factor uniformly distributed between 0 and 1 . Both image intensities are scaled to the range of $[0, 1)$. To ensure a challenging task, the dataset was shuffled within labels, retaining only the shared label identity between two images, while disregarding the view-specific details, i.e., the random rotation and scaling for X , and the background noise for Y . The dataset, totaling $70,000$ images, was partitioned into training (80%), testing (10%), and validation (10%) subsets. t-SNE (Hinton & Roweis, 2002) plots of the original dataset show poor separation by digit, and the two digit views have diverse correlations, making this a sufficiently hard problem.

The DR methods we evaluated include all the variational methods from Tbl. 1. CCA (Hotelling, 1936) served as a baseline for linear multiview dimensionality reduction. We emphasize that none of the algorithms were given labeled data. They had to infer compressed latent representations of the data that presumably should cluster into ten different digits based simply on the fact that images come in pairs, and the (unknown) digit label is the only information that relates the two images.

Each method was trained for 100 epochs using fully connected neural networks with layer sizes (input_dim, 1024, 1024, k_Z , k_Z), where k_Z is the latent dimension size, employing ReLU activations for the hidden layers. The input dimension (input_dim) was either the size of X (784) or the size of the concatenated $[X, Y]$ (1568). The last two layers of size k_Z represented the means and log(variance) learned. For the decoders, we employed regular decoders, fully connected neural networks with layer sizes (k_Z , 1024, 1024, output_dim), using ReLU activations for the hidden layers and sigmoid activation for the output layer. Again, the output dimension (output_dim) could either be the size of X (784) or the size of the concatenated $[X, Y]$ (1568). The latent dimension (k_Z) could be k_{Z_X} or k_{Z_Y} for regular decoders, or $k_{Z_X} + k_{W_X}$ or $k_{Z_Y} + k_{W_Y}$ for decoders with private information. Additionally, another decoder denoted as decoder_MINE, based on the MINE estimator for estimating $I(Z_X, Z_Y)$, was used in DVSIB and DVSIB with private information. The decoder_MINE is a fully connected neural network with layer sizes ($k_{Z_X} + k_{Z_Y}$, 1024, 1024, 1) and ReLU activations for the hidden layers. Optimization was conducted using the ADAM optimizer with default parameters.

To evaluate the methods, we trained them on the training portions of X and Y without exposure to the true labels. Subsequently, we utilized the trained encoders to compute Z_{train} , Z_{test} , and $Z_{\text{validation}}$ on the respective datasets. To assess the quality of the learned representations, we revealed the labels of Z_{train} and trained a linear SVM classifier with Z_{train} and labels_{train}. Fine-tuning of the classifier was performed to identify the optimal SVM slack parameter (C value), maximizing accuracy on Z_{test} . This best classifier was then used to predict $Z_{\text{validation}}$, yielding the reported accuracy. We

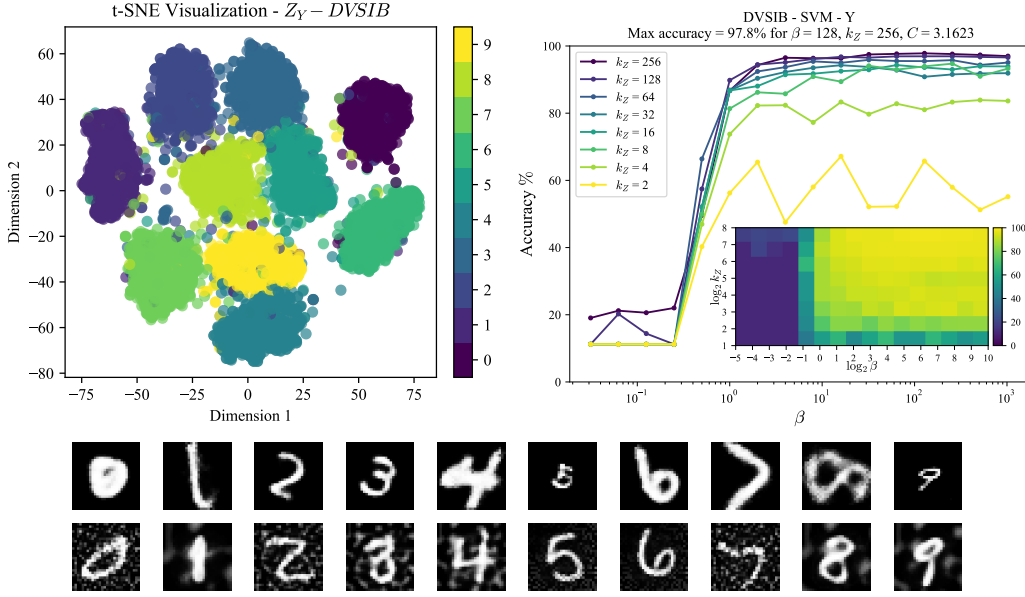


Figure 3: Top: t-SNE plot of the latent space Z_Y of DVSIB colored by the identity of digits. Top Right: Classification accuracy of an SVM trained on DVSIB’s Z_Y latent space. The accuracy was evaluated for DVSIB with a parameter sweep of the trade-off parameter $\beta = 2^{-5}, \dots, 2^{10}$ and the latent dimension $k_Z = 2^1, \dots, 2^8$. The max accuracy was 97.8% for $\beta = 128$ and $k_Z = 256$. Bottom: Example digits generated by sampling from the DVSIB decoder, X and Y branches.

also conducted classification experiments using fully connected neural networks, with detailed results available in the Appendix B. For both SVM and the fully connected network, we find the baseline accuracy on the original training data and labels $(X_{\text{train}}, \text{labels}_{\text{train}})$ and $(Y_{\text{train}}, \text{labels}_{\text{train}})$, fine-tuning with the test datasets, and reporting the results of the validation datasets. Here, we focus on the results of the Y datasets (MNIST with correlated noise background); results for X are in the Appendix B. A parameter sweep was performed to identify optimal k_Z values, ranging from 2^1 to 2^8 dimensions on \log_2 scale, as well as optimal β values, ranging from 2^{-5} to 2^{10} . For methods with private information, k_{W_X} and k_{W_Y} were varied from 2^1 to 2^6 . The highest accuracy is reported in Tbl. 2, along with the optimal parameters used to obtain this accuracy. Additionally, for every method we find the range of β and the dimensionality k_Z of the latent variable Z_Y that gives 95% of the method’s maximum accuracy. If the range includes the limits of the parameter, this is indicated by an asterisk.

Figure 3 shows a t-SNE plot of DVSIB’s latent space, Z_Y , colored by the identity of digits. The resulting latent space has 10 clusters, each corresponding to one digit. The clusters are well separated and interpretable. Further, DVSIB’s Z_Y latent space provides the best classification of digits using a linear method such as an SVM showing the latent space is linearly separable. DVSIB maximum classification accuracy obtained for the linear SVM is 97.8%. Crucially, DVSIB maintains accuracy of at least 92.9% (95% of 97.8%) for $\beta \in [2, 1024^*]$ and $k_Z \in [8, 256^*]$. This accuracy is high compared to other methods and has a large range of hyperparameters that maintain its ability to correctly capture information about the identity of the shared digit. DVSIB is a generative method, we have provided sample generated digits from the decoders that were trained from the model graph.

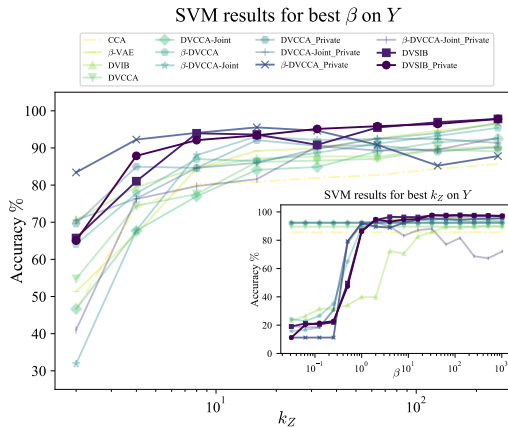


Figure 4: The best SVM classification accuracy curves for each method. Here DVSIB and DVSIB-private obtained the best accuracy and, together with β -DVCCA-private, they had the best accuracy for low latent dimensional spaces.

In Fig. 4, we show the highest SVM classification accuracy curves for each method. DVSIB and DVSIB-private tie for the best classification accuracy for Y . Together with β -DVCCA-private they have the highest accuracy for all dimensions of the latent space, k_Z . In theory, only one dimension should be needed to capture the identity of a digit, but our data sets also contain information about the rotation and scale for X and the strength of the background noise for Y . Y should then need at least two latent dimensions to be reconstructed and X should need at least three. Since DVSIB, DVSIB-private, and β -DVCCA-private performed with the best accuracy starting with the smallest k_Z , we conclude that methods with the encoder-decoder graphs that more closely match the structure of the data produce higher accuracy with lower dimensional latent spaces.

Table 2: Maximum accuracy from a linear SVM and the optimal k_Z and β for variational DR methods reported on the Y (above the line) and the joint $[X, Y]$ (below the line) datasets. (\dagger fixed values)

Method	Acc. %	$k_{Z\text{best}}$	95% k_Z range	β_{best}	95% β range	C_{best}
Baseline	90.8	784 \dagger	-	-	-	0.1
CCA	85.7	256	[32,256*]	-	-	10
β -VAE	96.3	256	[64,256*]	32	[2,1024*]	10
DVIB	90.4	256	[16,256*]	512	[8,1024*]	0.003
DVCCA	89.6	128	[16,256*]	1 \dagger	-	31.623
β -DVCCA	95.4	256	[64,256*]	16	[2,1024*]	10
DVCCA-p	92.1	16	[16,256*]	1 \dagger	-	0.316
β -DVCCA-p	95.5	16	[4,256*]	1024	[1,1024*]	0.316
DVSIB	97.8	256	[8,256*]	128	[2,1024*]	3.162
DVSIB-p	97.8	256	[8,256*]	32	[2,1024*]	10
jBaseline	91.9	1568 \dagger	-	-	-	0.003
jDVCCA	92.5	256	[64,265*]	1 \dagger	-	10
β -jDVCCA	96.7	256	[16,265*]	256	[1,1024*]	1
jDVCCA-p	92.5	64	[32,265*]	1 \dagger	-	10
β -jDVCCA-p	92.7	256	[4,265*]	2	[1,1024*]	10

5 CONCLUSION

We developed an MIB-based framework for deriving variational loss functions for DR applications. We demonstrated the use of this framework by developing a novel variational method, DVSIB. DVSIB compresses the variables X and Y into latent variables Z_X and Z_Y respectively, while maximizing the information between Z_X and Z_Y . This example is particularly illuminating as it shows how to find variational bounds on all types of terms found in all considered DR methods. We provide a library of typical terms in Appendices. We also (re-)derive several DR methods in Tbl. 1. These include well-known techniques such as β -VAE, DVIB, DVCCA, and DVCCA-private. MIB naturally introduces a trade-off parameter into the DVCCA family of methods, resulting in what we term the β -DVCCA DR methods, of which DVCCA is a special case. We implement this new family of methods and show that it produces better latent spaces than DVCCA at $\beta = 1$, cf. Tbl. 2.

We observe that methods that more closely match the structure of dependencies in the data can give better latent spaces as measured by the dimensionality of the latent space and the accuracy of reconstruction (see Figure 4). This makes DVSIB, DVSIB-private, and β -DVCCA-private perform the best. DVSIB and DVSIB-private both have separate latent spaces for X and Y . The private methods allow us to learn additional aspects about X and Y that are not important for the shared digit label, but allow reconstruction of the rotation and scale for X and the background noise of Y .

Our framework may be extended beyond variational approaches. For instance, in the deterministic limit of VAE, autoencoders can be retrieved by defining the encoder/decoder graphs as nonlinear neural networks $z = f(x)$ and $x = g(z)$. Additionally, linear methods like CCA can be viewed as special cases of the information bottleneck (Chechik et al., 2003) and hence must follow from our approach. Similarly, by using specialized encoder and decoder neural networks, e.g., convolutional ones, our framework can implement symmetries and other constraints into the DR process. Overall, the framework serves as a versatile and customizable toolkit, capable of encompassing a wide spectrum of dimensionality reduction methods. With the provided tools and code (Abdelaleem & Martini, 2023), we aim to facilitate adaptation of the approach to diverse problems.

AUTHOR CONTRIBUTIONS

EA and KMM contributed equally to this work.

ACKNOWLEDGMENTS

We thank Sean Ridout and Michael Pasek for providing feedback on the manuscript. EA and KMM also thank Ahmed Roman for useful discussions. IN is particularly grateful to the late Tali Tishby for many discussions about life, science, and information bottleneck over the years. This work was funded, in part, by NSF Grants Nos. 2010524 and 2014173 and by the Simons Investigator award to IN.

REFERENCES

- Eslam Abdelaleem and K. Michael Martini. Deep variational multivariate information bottleneck code repository. 2023. URL <https://github.com/KMichaelMartini/DVMBIB>.
- Alex Alemi, Ian Fischer, Josh Dillon, and Kevin Murphy. Deep variational information bottleneck. In *ICLR*, 2017.
- Galen Andrew, Raman Arora, Jeff Bilmes, and Karen Livescu. Deep canonical correlation analysis. In Sanjoy Dasgupta and David McAllester (eds.), *Proceedings of the 30th International Conference on Machine Learning*, volume 28 of *Proceedings of Machine Learning Research*, pp. 1247–1255, Atlanta, Georgia, USA, 17–19 Jun 2013. PMLR.
- Feng Bao. Disentangled variational information bottleneck for multiview representation learning. In *Artificial Intelligence: First CAAI International Conference, CICA 2021, Hangzhou, China, June 5–6, 2021, Proceedings, Part II 1*, pp. 91–102. Springer, 2021.
- Mohamed Ishmael Belghazi, Aristide Baratin, Sai Rajeshwar, Sherjil Ozair, Yoshua Bengio, Aaron Courville, and Devon Hjelm. Mutual information neural estimation. In *International conference on machine learning*, pp. 531–540. PMLR, 2018.
- Adrian Benton, Huda Khayrallah, Biman Gujral, Dee Ann Reisinger, Sheng Zhang, and Raman Arora. Deep generalized canonical correlation analysis. *arXiv preprint arXiv:1702.02519*, 2017.
- Sarath Chandar, Mitesh M. Khapra, Hugo Larochelle, and Balaraman Ravindran. Correlational neural networks. *Neural Computation*, 28(2):257–285, 2016. doi: 10.1162/NECO_a_00801.
- Gal Chechik, Amir Globerson, Naftali Tishby, and Yair Weiss. Information bottleneck for gaussian variables. *Advances in Neural Information Processing Systems*, 16, 2003.
- Kenneth Clark, Bruce Vendt, Kirk Smith, John Freymann, Justin Kirby, Paul Koppel, Stephen Moore, Stanley Phillips, David Maffitt, Michael Pringle, et al. The cancer imaging archive (tcia): maintaining and operating a public information repository. *Journal of digital imaging*, 26: 1045–1057, 2013.
- Marco Federici, Anjan Dutta, Patrick Forré, Nate Kushman, and Zeynep Akata. Learning robust representations via multi-view information bottleneck. In *8th International Conference on Learning Representations*. OpenReview. net, 2020.
- Nir Friedman, Ori Mosenzon, Noam Slonim, and Naftali Tishby. Multivariate information bottleneck. *arXiv preprint arXiv:1301.2270*, 2013.
- Yash Goyal, Tejas Khot, Douglas Summers-Stay, Dhruv Batra, and Devi Parikh. Making the V in VQA matter: Elevating the role of image understanding in Visual Question Answering. In *Conference on Computer Vision and Pattern Recognition (CVPR)*, 2017.
- Dan Hendrycks, Collin Burns, Steven Basart, Andy Zou, Mantas Mazeika, Dawn Song, and Jacob Steinhardt. Measuring massive multitask language understanding. *arXiv preprint arXiv:2009.03300*, 2020.

-
- Irina Higgins, Loic Matthey, Arka Pal, Christopher Burgess, Xavier Glorot, Matthew Botvinick, Shakir Mohamed, and Alexander Lerchner. beta-vae: Learning basic visual concepts with a constrained variational framework. In *International conference on learning representations*, 2016.
- Geoffrey E Hinton and Sam Roweis. Stochastic neighbor embedding. *Advances in neural information processing systems*, 15, 2002.
- Geoffrey E Hinton and Ruslan Salakhutdinov. Reducing the dimensionality of data with neural networks. *Science*, 313(5786):504–507, 2006. doi: 10.1126/science.1127647.
- Harold Hotelling. Analysis of a complex of statistical variables into principal components. *Journal of educational psychology*, 24(6):417, 1933.
- Harold Hotelling. Relations between two sets of variates. *Biometrika*, 1936. doi: 10.1007/978-1-4612-4380-9_14.
- Shizhe Hu, Zenglin Shi, and Yangdong Ye. Dmib: Dual-correlated multivariate information bottleneck for multiview clustering. *IEEE Transactions on Cybernetics*, 52(6):4260–4274, 2020.
- Teng-Hui Huang, Aly El Gamal, and Hesham El Gamal. On the multi-view information bottleneck representation. In *2022 IEEE Information Theory Workshop (ITW)*, pp. 37–42. IEEE, 2022.
- Rachael P Huntley, Tony Sawford, Prudence Mutowo-Meullenet, Aleksandra Shypitsyna, Carlos Bonilla, Maria J Martin, and Claire O’Donovan. The goa database: gene ontology annotation updates for 2015. *Nucleic acids research*, 43(D1):D1057–D1063, 2015.
- Mahdi Karami and Dale Schuurmans. Deep probabilistic canonical correlation analysis. *Proceedings of the AAAI Conference on Artificial Intelligence*, 35(9):8055–8063, May 2021. doi: 10.1609/aaai.v35i9.16982.
- Diederik P Kingma and Max Welling. Auto-Encoding Variational Bayes. In *2nd International Conference on Learning Representations, ICLR 2014, Banff, AB, Canada, April 14-16, 2014, Conference Track Proceedings*, 2014.
- John W Krakauer, Asif A Ghazanfar, Alex Gomez-Marin, Malcolm A MacIver, and David Poeppel. Neuroscience needs behavior: correcting a reductionist bias. *Neuron*, 93(3):480–490, 2017.
- Yann LeCun, Léon Bottou, Yoshua Bengio, and Patrick Haffner. Gradient-based learning applied to document recognition. *Proceedings of the IEEE*, 86(11):2278–2324, 1998.
- Changhee Lee and Mihaela Van der Schaar. A variational information bottleneck approach to multi-omics data integration. In *International Conference on Artificial Intelligence and Statistics*, pp. 1513–1521. PMLR, 2021.
- Marco Lorenzi, Andre Altmann, Boris Gutman, Selina Wray, Charles Arber, Derrek P Hibar, Neda Jahanshad, Jonathan M Schott, Daniel C Alexander, Paul M Thompson, et al. Susceptibility of brain atrophy to trib3 in alzheimer’s disease, evidence from functional prioritization in imaging genetics. *Proceedings of the National Academy of Sciences*, 115(12):3162–3167, 2018.
- K Michael Martini and Ilya Nemenman. Data efficiency, dimensionality reduction, and the generalized symmetric information bottleneck. *arXiv preprint arXiv:2309.05649*, 2023.
- Rich Pang, Benjamin J Lansdell, and Adrienne L Fairhall. Dimensionality reduction in neuroscience. *Current Biology*, 26(14):R656–R660, 2016.
- Ken Perlin. An image synthesizer. *ACM Siggraph Computer Graphics*, 19(3):287–296, 1985.
- Lin Qiu, Vernon M Chinchilli, and Lin Lin. Variational interpretable deep canonical correlation analysis. In *ICLR2022 Machine Learning for Drug Discovery*, 2022.
- Anna Rohrbach, Atousa Torabi, Marcus Rohrbach, Niket Tandon, Chris Pal, Hugo Larochelle, Aaron Courville, and Bernt Schiele. Movie description. *International Journal of Computer Vision*, 2017.

-
- Ramon Sanabria, Ozan Caglayan, Shruti Palaskar, Desmond Elliott, Loïc Barrault, Lucia Specia, and Florian Metze. How2: a large-scale dataset for multimodal language understanding. *arXiv preprint arXiv:1811.00347*, 2018.
- Nicholas A Steinmetz, Cagatay Aydin, Anna Lebedeva, Michael Okun, Marius Pachitariu, Marius Bauza, Maxime Beau, Jai Bhagat, Claudia Böhm, Martijn Broux, et al. Neuropixels 2.0: A miniaturized high-density probe for stable, long-term brain recordings. *Science*, 372(6539): eabf4588, 2021.
- Milan Studený and Jirina Vejnárová. The multiinformation function as a tool for measuring stochastic dependence. *Learning in graphical models*, pp. 261–297, 1998.
- Masahiro Suzuki, Kotaro Nakayama, and Yutaka Matsuo. Joint multimodal learning with deep generative models. *arXiv preprint arXiv:1611.01891*, 2016.
- Valentine Svensson, Roser Vento-Tormo, and Sarah A Teichmann. Exponential scaling of single-cell rna-seq in the past decade. *Nature protocols*, 13(4):599–604, 2018.
- Naftali Tishby, Fernando C Pereira, and William Bialek. The information bottleneck method. *arXiv preprint physics/0004057*, 2000.
- Anne E Urai, Brent Doiron, Andrew M Leifer, and Anne K Churchland. Large-scale neural recordings call for new insights to link brain and behavior. *Nature neuroscience*, 25(1):11–19, 2022.
- Hrishikesh D Vinod. Canonical ridge and econometrics of joint production. *Journal of Econometrics*, 1976. doi: 10.1016/0304-4076(76)90010-5.
- Zhibin Wan, Changqing Zhang, Pengfei Zhu, and Qinghua Hu. Multi-view information-bottleneck representation learning. In *Proceedings of the AAAI conference on artificial intelligence*, volume 35, pp. 10085–10092, 2021.
- Alex Wang, Amanpreet Singh, Julian Michael, Felix Hill, Omer Levy, and Samuel R Bowman. Glue: A multi-task benchmark and analysis platform for natural language understanding. *arXiv preprint arXiv:1804.07461*, 2018.
- Qi Wang, Claire Boudreau, Qixing Luo, Pang-Ning Tan, and Jiayu Zhou. Deep multi-view information bottleneck. In *Proceedings of the 2019 SIAM International Conference on Data Mining*, pp. 37–45. SIAM, 2019.
- Weiran Wang, Raman Arora, Karen Livescu, and Jeff Bilmes. On deep multi-view representation learning. In *International conference on machine learning*, pp. 1083–1092. PMLR, 2015.
- Weiran Wang, Xinchen Yan, Honglak Lee, and Karen Livescu. Deep variational canonical correlation analysis. *arXiv preprint arXiv:1610.03454*, 2016.
- Svante Wold, Michael Sjöström, and Lennart Eriksson. Pls-regression: a basic tool of chemometrics. *Chemometrics and Intelligent Laboratory Systems*, 58(2):109–130, 2001. ISSN 0169-7439. doi: [https://doi.org/10.1016/S0169-7439\(01\)00155-1](https://doi.org/10.1016/S0169-7439(01)00155-1).
- Hok Shing Wong, Li Wang, Raymond Chan, and Tiejong Zeng. Deep tensor cca for multi-view learning. *IEEE Transactions on Big Data*, 8(6):1664–1677, 2021.
- Jun Xu, Tao Mei, Ting Yao, and Yong Rui. Msr-vtt: A large video description dataset for bridging video and language. In *Proceedings of the IEEE conference on computer vision and pattern recognition*, pp. 5288–5296, 2016.
- Grace XY Zheng, Jessica M Terry, Phillip Belgrader, Paul Ryvkin, Zachary W Bent, Ryan Wilson, Solongo B Ziraldo, Tobias D Wheeler, Geoff P McDermott, Junjie Zhu, et al. Massively parallel digital transcriptional profiling of single cells. *Nature communications*, 8(1):14049, 2017.
- Luwei Zhou, Chenliang Xu, and Jason Corso. Towards automatic learning of procedures from web instructional videos. In *Proceedings of the AAAI Conference on Artificial Intelligence*, volume 32, 2018.
- Finn Årup Nielsen, Lars Kai Hansen, and Stephen C Strother. Canonical ridge analysis with ridge parameter optimization. *NeuroImage*, 1998. doi: 10.1016/s1053-8119(18)31591-x.

A DERIVING AND DESIGNING VARIATIONAL LOSSES

In the next two sections, we provide a library of typical terms found in encoder graphs, Appendix A.1, and decoder graphs, Appendix A.2. In Appendix A.3, we provide examples of combining these terms to produce variational losses corresponding to beta-VAE, DVIB, beta-DVCCA, beta-DVCCA-joint, beta-DVCCA-private, DVSIB, and DVSIB-private.

A.1 ENCODER GRAPH COMPONENTS

We expand Sec. 2.2 and present a range of common components found in encoder graphs across various DR methods, cf. Fig. (5).

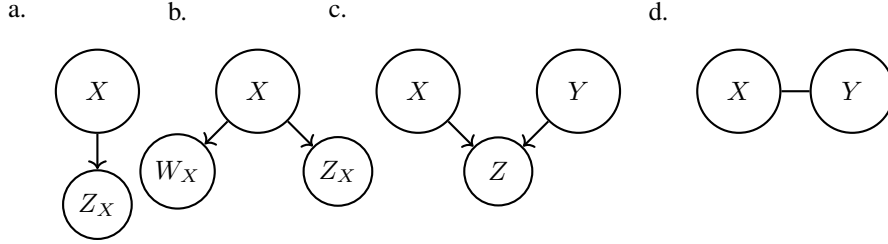


Figure 5: Encoder graph components.

- a. This graph corresponds to compressing the random variable X to Z_X . Variational bounds for encoders of this type were derived in the main text in Sec. 2.2 and correspond to the loss:

$$\begin{aligned} \tilde{I}^E(X; Z_X) &= \frac{1}{N} \sum_{i=1}^N D_{\text{KL}}(p(z_x|x_i) \| r(z_x)) \\ &\approx \frac{1}{2N} \sum_{i=1}^N [\text{Tr}(\Sigma_{Z_X}(x_i)) + \|\bar{\mu}_{Z_X}(x_i)\|^2 - k_{Z_X} - \ln \det(\Sigma_{Z_X}(x_i))]. \end{aligned} \quad (15)$$

- b. This type of encoder graph is similar to the first, but now with two outputs, Z_X and W_X . This corresponds to making two encoders, one for Z_X and one for W_X , $\tilde{I}^E(Z_X; X) + \tilde{I}^E(W_X; X)$, where

$$\tilde{I}^E(Z_X; X) \approx \frac{1}{N} \sum_{i=1}^N D_{\text{KL}}(p(z_x|x_i) \| r(z_x)), \quad (16)$$

$$\tilde{I}^E(W_X; X) \approx \frac{1}{N} \sum_{i=1}^N D_{\text{KL}}(p(w_x|x_i) \| r(w_x)). \quad (17)$$

- c. This type of encoder consists of compressing X and Y into a single variable Z . It corresponds to the information loss $I^E(Z; (X, Y))$. This again has a similar encoder structure to type (a), but X is replaced by a joint variable (X, Y) . For this loss, we find a variational version:

$$\tilde{I}^E(Z; (X, Y)) \approx \frac{1}{N} \sum_{i=1}^N D_{\text{KL}}(p(z|x_i, y_i) \| r(x_i, y_i)). \quad (18)$$

- d. This final type of an encoder term corresponds to information $I^E(X, Y)$, which is constant with respect to our minimization. In practice, we drop terms of this type.

A.2 DECODER GRAPH COMPONENTS

In this section, we elaborate on the decoder graphs that happen in our considered DR methods, cf. Fig. (6).

All decoder graphs sample from their methods' corresponding encoder graph.

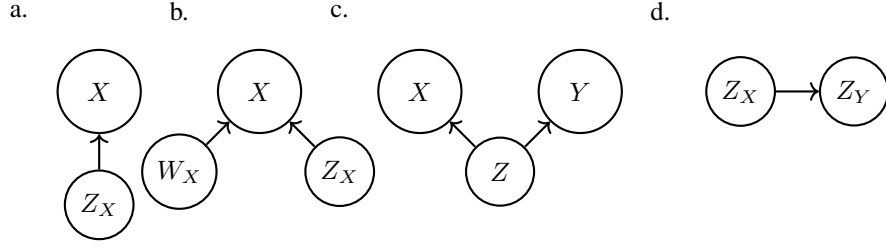


Figure 6: Decoder graph components.

- a. In this decoder graph, we decode X from the compressed variable Z_X . Variational bounds for decoders of this type were derived in the main text, Sec. 2.3, and they correspond to the loss:

$$\begin{aligned} \tilde{I}^D(X; Z_X) &= H(X) + \frac{1}{N} \sum_{i=1}^N \int dz_x p(z_x | x_i) \ln q(x_i | z_x) \\ &\approx H(X) + \frac{1}{MN} \sum_{i,j=1}^{N,M} -\frac{1}{2} \|(x_i - \mu_X(z_{x i, j}))\|^2, \end{aligned} \quad (19)$$

where $H(X)$ can be dropped from the loss since it doesn't change in optimization.

- b. This type of decoder term is similar to that in part (a), but X is decoded from two variables simultaneously. The corresponding loss term is $I^D(X; (Z_X, W_X))$. We find a variational loss by replacing Z_X in part (a) by (Z_X, W_X) :

$$\tilde{I}^D(X; (Z_X, W_X)) \approx H(X) + \frac{1}{N} \sum_{i=1}^N \int dz_x dw_x p(z_x, w_x | x_i) \ln(q(x_i | z_x, w_x)), \quad (20)$$

where, again, the entropy of X can be dropped.

- c. This decoder term can be obtained by adding two decoders of type (a) together. In this case, the loss term is $I^D(X; Z) + I^D(Y; Z)$:

$$\begin{aligned} \tilde{I}^D(X; Z) + \tilde{I}^D(Y; Z) &\approx H(X) + H(Y) \\ &+ \frac{1}{N} \sum_{i=1}^N \int dz p(z | x_i) \ln(q(x_i | z)) + \frac{1}{N} \sum_{i=1}^N \int dz p(z | y_i) \ln(q(y_i | z)), \end{aligned} \quad (21)$$

and the entropy terms can be dropped, again.

- d. Decoders of this type were discussed in the main text in Sec. 2.4. They correspond to the information between latent variables Z_X and Z_Y . We use the MINE estimator to find variational bounds for such terms:

$$\tilde{I}_{\text{MINE}}^D(Z_X; Z_Y) = \int dz_x dz_y p(z_x, z_y) \ln \frac{e^{T(z_x, z_y)}}{\mathcal{Z}_{\text{norm}}} \approx \frac{1}{NM^2} \sum_{i,j_x,j_y=1}^{N,M,M} \left[T(z_{x i, j_x}, z_{y i, j_y}) - \ln \mathcal{Z}_{\text{norm}} \right]. \quad (22)$$

A.3 DETAILED METHOD IMPLEMENTATIONS

For completeness, we provide detailed implementations of methods outlined in Tbl. 1.

A.3.1 BETA VARIATIONAL AUTO-ENCODER

A variational autoencoder (Kingma & Welling, 2014; Higgins et al., 2016) compresses X into a latent variable Z_X and then reconstructs X from the latent variable, cf. Fig. (8). The overall loss is a

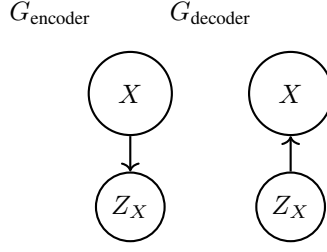


Figure 7: Encoder and decoder graphs for the beta-variational auto-encoder method

trade-off between the compression $I^E(X; Z_X)$ and the reconstruction $I^D(X; Z_X)$:

$$\begin{aligned}
 I^E(X; Z_X) - \beta I^D(X; Z_X) &\leq \tilde{I}^E(X; Z_X) - \beta \tilde{I}^D(X; Z_X) \\
 &\lesssim \frac{1}{N} \sum_{i=1}^N D_{\text{KL}}(p(z_x|x_i) \| r(z_x)) - \beta \left(H(X) + \frac{1}{N} \sum_{i=1}^N \int dz_x p(z_x|x_i) \ln(q(x_i|z_x)) \right). \quad (23)
 \end{aligned}$$

$H(X)$ is a constant with respect to the minimization, and it can be omitted from the loss. Similar to the main text, DVSIB case, we make ansatzes for forms of each of the variational distributions. We choose parametric distribution families and learn the nearest distribution in these families consistent with the data. Specifically, we assume $p(z_x|x)$ is a normal distribution with mean $\mu_{Z_X}(X)$ and variance $\Sigma_{Z_X}(X)$. We learn the mean and the log-variance as neural networks. We also assume that $q(x|z_x)$ is normal with a mean $\mu_X(z_x)$ and a unit variance. Finally, we assume that $r(z_x)$ is drawn from a standard normal distribution. We then use the re-parameterization trick to produce samples of $z_{x_j}(x) = \mu(x) + \sqrt{\Sigma_{Z_X}(x)}\eta_j$ from $p(z_x|x)$, where η is drawn from a standard normal distribution. Overall, this gives:

$$\begin{aligned}
 L_{\text{VAE}} &= \frac{1}{2N} \sum_{i=1}^N [\text{Tr}(\Sigma_{Z_X}(x_i)) + \vec{\mu}_{Z_X}(x_i)^T \vec{\mu}_{Z_X}(x_i) - k_{Z_X} - \ln \det(\Sigma_{Z_X}(x_i))] \\
 &\quad - \beta \left(\frac{1}{MN} \sum_{i=1}^N \sum_{j=1}^M -\frac{1}{2} (x_i - \mu_X(z_{x_j}))^T (x_i - \mu_X(z_{x_j})) \right). \quad (24)
 \end{aligned}$$

This is the same loss as for a beta auto-encoder. However, following the convention in the Information Bottleneck literature (Tishby et al., 2000; Friedman et al., 2013), our β is the inverse of the one typically used for beta auto-encoders. A small β in our case results in a stronger compression, while a large β results in a better reconstruction.

A.3.2 DEEP VARIATIONAL INFORMATION BOTTLENECK

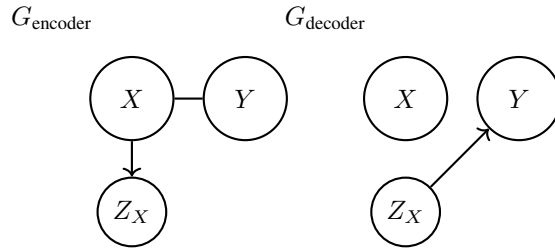


Figure 8: Encoder and decoder graphs for the Deep Variational Information Bottleneck.

Just as in the beta auto-encoder, we immediately write down the loss function for the information bottleneck. Here, the encoder graph compresses X into Z_X , while the decoder tries to maximize the

information between the compressed variable and the relevant variable Y , cf. Fig. (8). The resulting loss function is:

$$L_{\text{IB}} = I^E(X; Y) + I^E(X; Z_X) - \beta I^D(Y; Z_X). \quad (25)$$

Here the information between X and Y does not depend on $p(z_x|x)$ and can be dropped in the optimization.

Thus the Deep Variational Information Bottleneck (Alemi et al., 2017) becomes :

$$L_{\text{DVIB}} \approx \frac{1}{N} \sum_{i=1}^N D_{\text{KL}}(p(z_x|x_i)||r(z_x)) - \beta \left(\frac{1}{N} \sum_{i=1}^N \int dz_x p(z_x|x_i) \ln(q(y_i|z_x)) \right), \quad (26)$$

where we dropped $H(Y)$ since it doesn't change in the optimization.

As we have been doing before, we choose to parameterize all these distributions by Gaussians and their means and their log variances are learned by neural networks. Specifically, we parameterize $p(z_x|x) = N(\mu_{z_x}(x), \Sigma_{z_x})$, $r(z_x) = N(0, I)$, and $q(y|z_x) = N(\mu_Y, I)$. Again we can use the reparameterization trick and sample from $p(z_x|x_i)$ by $z_{x_j}(x) = \mu(x) + \sqrt{\Sigma_{z_x}(x)}\eta_j$ where η is drawn from a standard normal distribution.

A.3.3 BETA DEEP VARIATIONAL CCA

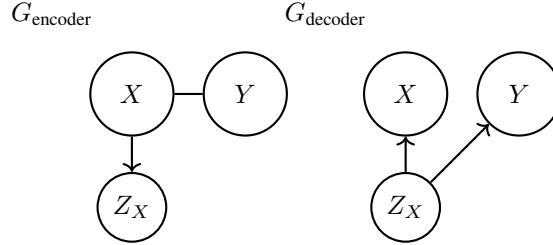


Figure 9: Encoder and decoder graphs for beta Deep Variational CCA.

beta-DVCCA, cf. Fig. 9, is similar to the traditional information bottleneck, but now X and Y are both used as relevance variables:

$$L_{\text{DVCCA}} = \tilde{I}^E(X; Y) + \tilde{I}^E(X; Z_X) - \beta(\tilde{I}^D(Y; Z_X) + \tilde{I}^D(X; Z_X)) \quad (27)$$

Using the same library of terms as before, we find:

$$L_{\text{DVCCA}} \approx \frac{1}{N} \sum_{i=1}^N D_{\text{KL}}(p(z_x|x_i)||r(z_x)) - \beta \left(\frac{1}{N} \sum_{i=1}^N \int dz_x p(z_x|x_i) \ln(q(y_i|z_x)) + \frac{1}{N} \sum_{i=1}^N \int dz_x p(z_x|x_i) \ln(q(x_i|z_x)) \right). \quad (28)$$

This is similar to the loss function of the deep variational CCA (Wang et al., 2016), but now it has a trade-off parameter β . It trades off the compression into Z against the reconstruction of X and Y from the compressed variable Z .

A.3.4 BETA JOINT-DEEP VARIATIONAL CCA

Joint deep variational CCA (Wang et al., 2016), cf. Fig. 10, compresses (X, Y) into one Z and then reconstructs the individual terms X and Y ,

$$L_{\text{DVCCA}} = I^E(X; Y) + I^E((X, Y); Z) - \beta(I^D(Y; Z) + I^D(X; Z)). \quad (29)$$

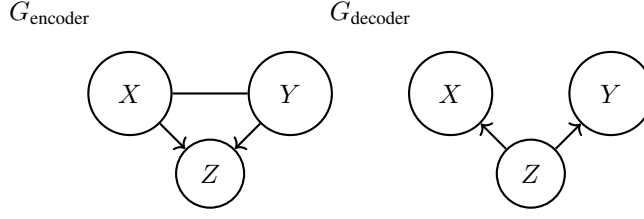


Figure 10: Encoder and decoder graphs for beta joint-Deep Variational CCA.

Using the terms we derived, the loss function is:

$$L_{\text{DVCCA}} \approx \frac{1}{N} \sum_{i=1}^N D_{\text{KL}}(p(z|x_i, y_i) \| r(z)) - \beta \left(\frac{1}{N} \sum_{i=1}^N \int dz p(z|x_i) \ln(q(y_i|z)) + \frac{1}{N} \sum_{i=1}^N \int dz p(z|x_i) \ln(q(x_i|z)) \right). \quad (30)$$

The information between X and Y does not change under the minimization and can be dropped.

A.3.5 BETA (JOINT) DEEP VARIATIONAL CCA-PRIVATE

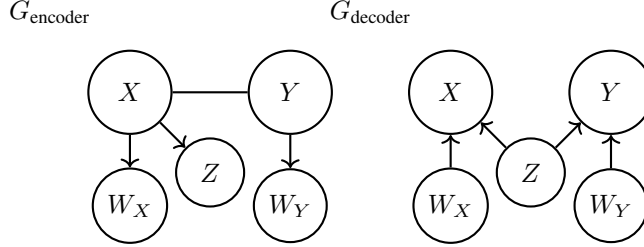


Figure 11: Encoder and decoder graphs for beta Deep Variational CCA-private

This is a generalization of the Deep Variational CCA Wang et al. (2016) to include private information, cf. Fig. 11. Here X is encoded into a shared latent variable Z and a private latent variable W_X . Similarly Y is encoded into the same shared variable and a different private latent variable W_Y . X is reconstructed from Z and W_X , and Y is reconstructed from Z and W_Y . In the joint version (X, Y) are compressed jointly in Z similar to the previous joint methods. What follows is the loss X version of beta Deep Variational CCA-private.

$$L_{\text{DVCCA}_p} = I^E(X; Y) + I^E((X, Y); Z) + I^E(X; W_X) + I^E(Y; W_Y) - \beta(I^D(X; (W_X, Z)) + I^D(Y; (W_Y, Z))). \quad (31)$$

After the usual variational manipulations, this becomes:

$$L_{\text{DVCCA}_p} \approx \frac{1}{N} \sum_{i=1}^N D_{\text{KL}}(p(z|x_i) \| r(z)) + \frac{1}{N} \sum_{i=1}^N D_{\text{KL}}(p(w_x|x_i) \| r(w_x)) + \frac{1}{N} \sum_{i=1}^N D_{\text{KL}}(p(w_y|y_i) \| r(w_y)) - \beta \left(\frac{1}{N} \sum_{i=1}^N \int dz dw_x p(w_x|x_i) p(z|x_i) \ln(q(y_i|z, w_x)) + \frac{1}{N} \sum_{i=1}^N \int dz dw_y p(w_y|y_i) p(z|x_i) \ln(q(x_i|z, w_y)) \right). \quad (32)$$

A.3.6 DEEP VARIATIONAL SYMMETRIC INFORMATION BOTTLENECK

This has been analyzed in detail in the main text, Sec. 2.1, and will not be repeated here.

A.3.7 DEEP VARIATIONAL SYMMETRIC INFORMATION BOTTLENECK-PRIVATE

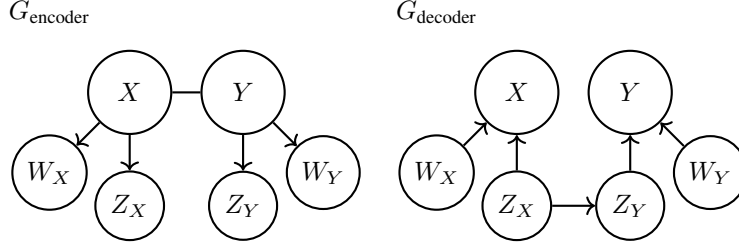


Figure 12: Encoder and decoder graphs for DVSIB-private.

This is a generalization of the Deep Variational Symmetric Information Bottleneck to include private information. Here X is encoded into a shared latent variable Z_X and a private latent variable W_X . Similarly Y is encoded into its own shared Z_Y variable and a private latent variable W_Y . X is reconstructed from Z_X and W_X , and Y is reconstructed from Z_Y and W_Y . Z_X and Z_Y are constructed to be maximally informative about each other. This results in

$$L_{\text{DVSIBp}} = I^E(X; W_X) + I^E(X; Z_X) + I^E(Y; Z_Y) + I^E(Y; W_Y) - \beta (I^D(Z_X; Z_Y) + I^D(X; (Z_X, W_X)) + I^D(Y; (Z_Y, W_Y))). \quad (33)$$

After the usual variational manipulations, this becomes (see also main text):

$$L_{\text{DVSIBp}} \approx \frac{1}{N} \sum_{i=1}^N D_{\text{KL}}(p(z_x|x_i)||r(z_x)) + \frac{1}{N} \sum_{i=1}^N D_{\text{KL}}(p(z_y|x_i)||r(z_y)) + \frac{1}{N} \sum_{i=1}^N D_{\text{KL}}(p(w_x|x_i)||r(w_x)) + \frac{1}{N} \sum_{i=1}^N D_{\text{KL}}(p(w_y|y_i)||r(w_y)) - \beta \left(\int dz_x dz_y p(z_x, z_y) \ln \frac{e^{T(z_x, z_y)}}{\mathcal{Z}_{\text{norm}}} + \frac{1}{N} \sum_{i=1}^N \int dz_y dw_y p(w_y|y_i) p(z_y|y_i) \ln(q(y_i|z_y, w_y)) + \frac{1}{N} \sum_{i=1}^N \int dz_x dw_x p(w_x|x_i) p(z_x|x_i) \ln(q(x_i|z_x, w_x)) \right), \quad (34)$$

where

$$\mathcal{Z}_{\text{norm}} = \int dz_x dz_y p(z_x) p(z_y) e^{T(z_x, z_y)}. \quad (35)$$

B ADDITIONAL RESULTS

In this section, we present supplementary results derived from the methods in Tbl 1.

B.1 ADDITIONAL RESULTS TABLES FOR THE BEST PARAMETERS

We report classification accuracy using SVM on data X , and using neural networks on both X and Y .

Table 3: Maximum accuracy from a linear SVM and the optimal k_Z and β for variational DR methods on the X dataset. (\dagger fixed values)

Method	Acc. %	$k_{Z\text{best}}$	95% k_Z range	β_{best}	95% β range	C_{best}
Baseline	57.8	784 \dagger	-	-	-	0.01
CCA	54.4	256	[8,265*]	-	-	0.032
β -VAE	84.4	256	[128,265*]	4	[2,8]	10
DVIB	87.3	128	[4,265*]	512	[8,1024*]	0.032
DVCCA	86.1	256	[64,265*]	1 \dagger	-	31.623
β -DVCCA	88.9	256	[128,265*]	4	[1,128]	10
DVCCA-private	85.3	128	[32,265*]	1 \dagger	-	31.623
β -DVCCA-private	85.3	128	[32,265*]	1	[1,8]	31.623
DVSIB	92.9	256	[64,265*]	256	[4,1024*]	1
DVSIB-private	92.6	256	[32,265*]	128	[8,1024*]	3.162

Table 4: Maximum accuracy from a feed forward neural network and the optimal k_Z and β for variational DR methods on the Y and the joined $[X, Y]$ datasets. (\dagger fixed values)

Method	Acc. %	$k_{Z\text{best}}$	95% k_Z range	β_{best}	95% β range
Baseline	92.8	784 \dagger	-	-	-
CCA	90.2	256	[32,256*]	-	-
β -VAE	98.4	64	[8,256*]	64	[2,1024*]
DVIB	90.4	128	[8,256*]	1024	[8,1024*]
DVCCA	91.3	16	[4,256*]	1 \dagger	-
β -DVCCA	97.5	128	[8,256*]	512	[2,1024*]
DVCCA-private	93.8	16	[2,256*]	1 \dagger	-
β -DVCCA-private	97.5	256	[2,256*]	32	[1,1024*]
DVSIB	98.3	256	[4,256*]	32	[2,1024*]
DVSIB-private	98.3	256	[4,256*]	32	[2,1024*]
Baseline-joint	97.7	1568 \dagger	-	-	-
joint-DVCCA	93.7	256	[8,256*]	1 \dagger	-
β -joint-DVCCA	98.9	64	[8,256*]	512	[2,1024*]
joint-DVCCA-private	93.5	16	[4,256*]	1 \dagger	-
β -joint-DVCCA-private	95.6	32	[4,256*]	512	[1,1024*]

Table 5: Maximum accuracy from a neural network the optimal k_Z and β for variational DR methods on the X dataset. (\dagger fixed values)

Method	Acc. %	$k_{Z\text{best}}$	95% k_Z range	β_{best}	95% β range
Baseline	92.8	784 \dagger	-	-	-
CCA	72.6	256	[256,256*]	-	-
β -VAE	93.3	256	[16,256*]	256	[2,1024*]
DVIB	87.5	4	[2,256*]	1024	[4,1024*]
DVCCA	87.5	128	[8,256*]	1 \dagger	-
β -DVCCA	92.2	64	[8,256*]	32	[2,1024*]
DVCCA-private	88.2	8	[8,256*]	1 \dagger	-
β -DVCCA-private	90.7	256	[4,256*]	8	[1,1024*]
DVSIB	93.9	128	[8,256*]	16	[2,1024*]
DVSIB-private	92.8	32	[8,256*]	256	[4,1024*]

B.2 T-SNE EMBEDDINGS AT BEST PARAMETERS

Figures 13 and 14 display display 2d t-SNE embeddings for variables Z_X and Z_Y generated by various considered DR methods.

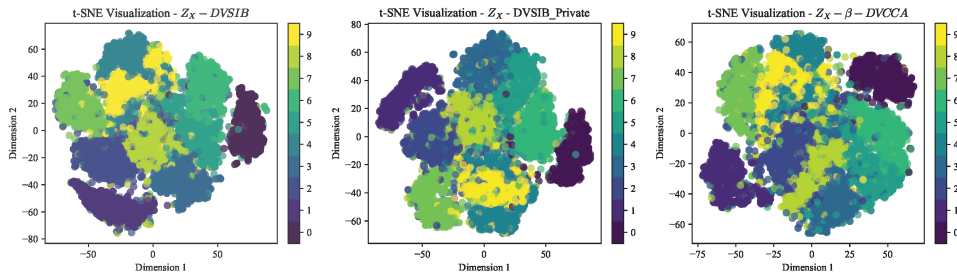


Figure 13: t-SNE X

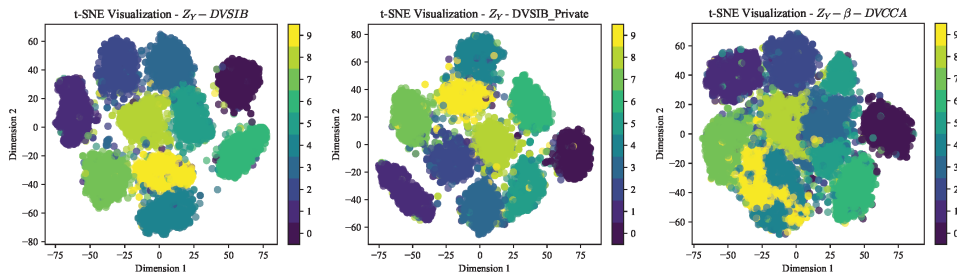


Figure 14: t-SNE Y

B.3 DVSIB-PRIVATE RECONSTRUCTIONS FOR BEST PARAMETERS

Figure 15 shows the t-SNE embeddings of the private latent variables constructed by DVSIB-private, colored by the digit label. To the extent that the labels do not cluster, private latent variables do not preserve the label information shared between X and Y .

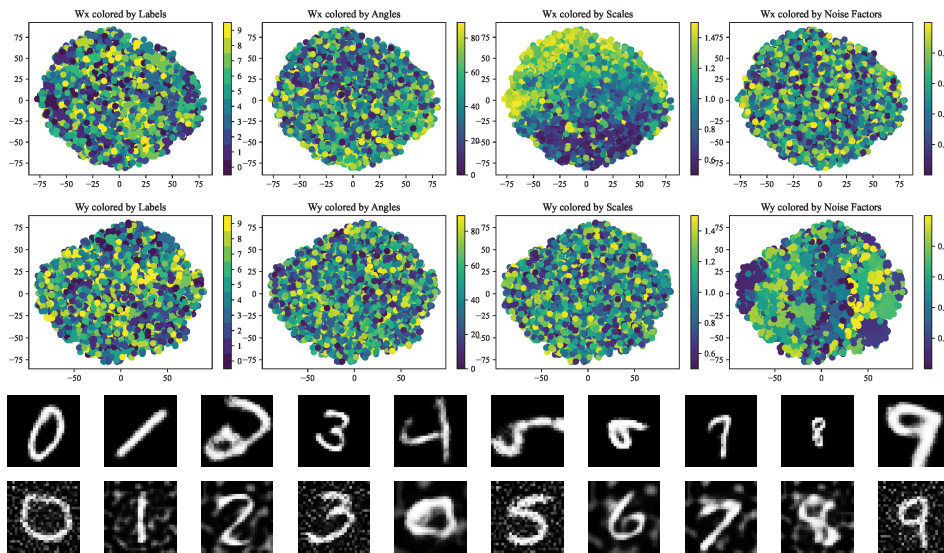


Figure 15: Private embeddings of DVSIB-private colored by labels, rotations, scales, and noise factors for X (up), and Y (middle). Reconstructions of the digits using *both* shared and private information (bottom) show that the private information allows to produce different backgrounds, scalings, and rotations.

B.4 ADDITIONAL RESULTS AT 2 LATENT DIMENSIONS

We now demonstrate how different DR methods behave when the compressed variables are restricted to have not more than 2 dimensions, cf. Figs. 16, 17.

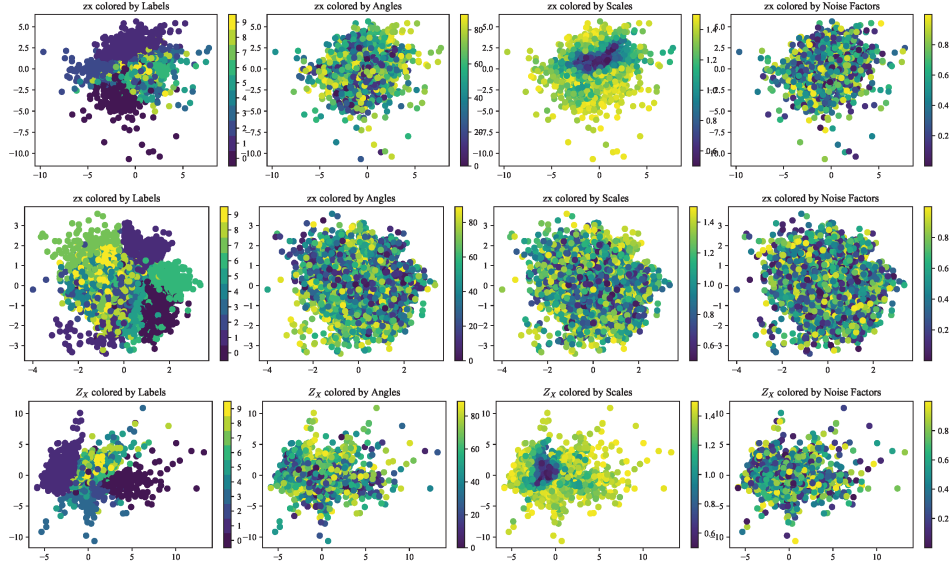


Figure 16: Clustering of embeddings when restricting k_{Z_X} to two for DVSIB, DVSIB-private, and β -DVCCA, results on the X dataset.

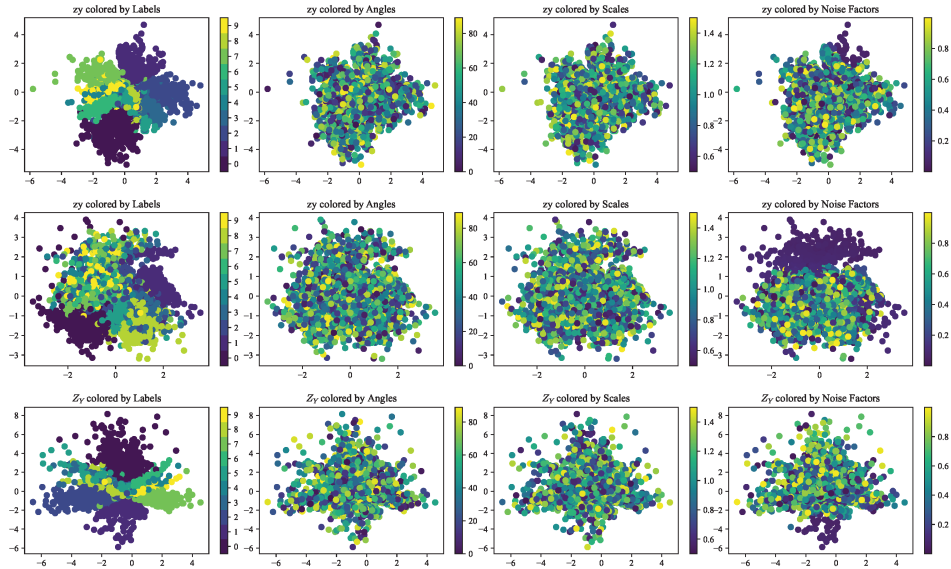


Figure 17: Clustering of embeddings when restricting k_{Z_Y} to two for DVSIB, DVSIB-private, and β -DVCCA, results on the Y dataset.

B.5 DVSIB-PRIVATE RECONSTRUCTIONS AT 2 LATENT DIMENSIONS

Figure 18 shows the reconstructions of the private latent variables constructed by DVSIB-private, colored by the digit label, rotations, scales, and noise factors for X (up), and Y (bottom). Private

latent variables at 2 latent dimensions preserve a little about the label information shared between X and Y , but clearly preserve the scale information for X , even at only 2 latent dimensions.

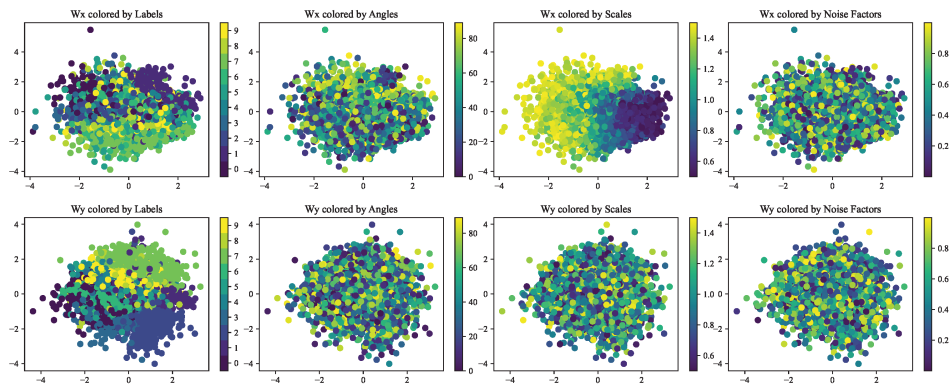


Figure 18: Private embeddings of DVSIB-private colored by labels, rotations, scales, and noise factors for X (top), and Y (bottom).