

ADAMERGING: ADAPTIVE MODEL MERGING FOR MULTI-TASK LEARNING

Enneng Yang¹, Zhenyi Wang², Li Shen³, Shiwei Liu⁴, Guibing Guo¹, Xingwei Wang¹, Dacheng Tao⁵

¹Northeastern University, China ²University of Maryland, USA ³JD Explore Academy, China

⁴The University of Texas at Austin, USA ⁵The University of Sydney, Australia

ennengyang@stumail.neu.edu.cn, {wangzhenyineu, mathshenli}@gmail.com

shiwei.liu@austin.utexas.edu, {guogb, wangxw}@swc.neu.edu.cn, dacheng.tao@gmail.com

ABSTRACT

Multi-task learning (MTL) aims to empower a model to tackle multiple tasks simultaneously. A recent development known as task arithmetic has revealed that several models, each fine-tuned for distinct tasks, can be directly merged into a single model to execute MTL without necessitating a retraining process using the initial training data. Nevertheless, this direct addition of models often leads to a significant deterioration in the overall performance of the merged model. This decline occurs due to potential conflicts and intricate correlations among the multiple tasks. Consequently, the challenge emerges of how to merge pre-trained models more effectively without using their original training data. This paper introduces an innovative technique called Adaptive Model Merging (*AdaMerging*). This approach aims to autonomously learn the coefficients for model merging, either in a task-wise or layer-wise manner, without relying on the original training data. Specifically, our *AdaMerging* method operates as an automatic, unsupervised task arithmetic scheme. It leverages entropy minimization on unlabeled test samples from the multi-task setup as a surrogate objective function to iteratively refine the merging coefficients of the multiple models. Our experimental findings across eight tasks demonstrate the efficacy of the *AdaMerging* scheme we put forth. Compared to the current state-of-the-art task arithmetic merging scheme, *AdaMerging* showcases a remarkable 11% improvement in performance. Notably, *AdaMerging* also exhibits superior generalization capabilities when applied to unseen downstream tasks. Furthermore, it displays a significantly enhanced robustness to data distribution shifts that may occur during the testing phase. The code is available at [AdaMerging](#).

1 INTRODUCTION

Multi-task learning (MTL) is a technique that enables the transfer of knowledge among multiple tasks by efficiently sharing model parameters, leading to improvements in overall performance (Caruana, 1997; Vandenhende et al., 2021) across a variety of tasks. Consequently, it has garnered significant attention in fields such as computer vision (Misra et al., 2016; Chen et al., 2018; 2020), natural language processing (Collobert & Weston, 2008; Dong et al., 2015), and recommendation systems (Ma et al., 2018; Yang et al., 2023). In the context of foundation models, there are two key considerations. On the one hand, it is highly inefficient to pursue the traditional MTL approach for large pre-trained models by collecting a large volume of training data due to the high data labeling and computation cost. On the other hand, the advent of pre-trained models’ popularity (Qiu et al., 2020) has led to a prevalent practice among downstream tasks. These tasks independently fine-tune the same pre-trained model, such as ViT (Dosovitskiy et al., 2021) or BERT (Devlin et al., 2019), and subsequently release these fine-tuned models¹, often without disclosing the specifics of their original training data. Consequently, there has emerged a recent trend in the research community, focused on exploring methodologies for effectively merging multiple independently trained models without relying on their training data for the purpose of MTL (Matena & Raffel, 2022; Jin et al., 2023; Ainsworth et al., 2023; Ilharco et al., 2023; Huang et al., 2023; Ortiz-Jimenez et al., 2023; Yadav et al., 2023).

¹HuggingFace (<https://huggingface.co/models>) offers a diverse selection of models fine-tuned for various tasks based on the same pre-trained model.

Recently, a novel concept in MTL known as task arithmetic has emerged (Ilharco et al., 2023). Task arithmetic introduces the notion of a “task vector”, which can be described as a vector of weights fine-tuned specifically for a given task, subtracted from the corresponding pre-trained weights (as illustrated in Fig. 2(a)). Essentially, a task vector serves as a unique representation for a particular task. Research in this area, focusing on methods centered around task vectors (Ilharco et al., 2023; Yadav et al., 2023), has demonstrated that by summing multiple task vectors and integrating them into a pre-trained model, a new model can be created with the capability to handle multi-task learning effectively (as depicted in Fig. 2(b)). However, despite the promising results, there still exists a substantial performance gap between task vector-based MTL methods, such as Task Arithmetic (Ilharco et al., 2023) and Ties-Merging (Yadav et al., 2023), and traditional MTL approaches, as highlighted in Fig. 1. This disparity in performance suggests that further research and refinement are required to bridge the existing gap and unlock the full potential of task vector-based MTL methodologies.

A critical observation in the analysis of task vector-based MTL methods is the significance of the merging coefficient (denoted as λ in Fig. 2(b)) associated with the task vector. This coefficient plays a pivotal role in determining the average accuracy of the final MTL model. As illustrated in Fig. 1, particularly in the cases of Task Arithmetic (indicated by the yellow line) and Ties-Merging (represented by the blue line), an ill-suited merging coefficient can lead to a situation where the model struggles to effectively perform MTL. In such scenarios, the average accuracy across multiple tasks becomes unacceptably low. This sensitivity to the merging coefficient may stem from potential conflicts (Guo et al., 2020; Vandenhende et al., 2021) or intricate relationships (Ma et al., 2018; Standley et al., 2020) among the multiple tasks, which make the merging process highly susceptible to the choice of this coefficient. Consequently, one of the primary challenges encountered in task vector-based MTL lies in determining the appropriate task vector merging coefficients that facilitate the optimal integration of multiple tasks, all without relying on the original training data for each task. Additionally, it is more desirable and flexible to fine-tune different coefficients for different layers within the merged model. However, when dealing with a substantial number of tasks and layers, traditional approaches such as grid search (Liashchynskiy & Liashchynskiy, 2019) or combinatorial optimization search (Liu et al., 2020) become impractical for identifying suitable model merging coefficients. Hence, addressing this issue efficiently and effectively remains a challenging research problem in the field of task vector-based MTL.

In this paper, our inspiration comes from test-time adaptation schemes aimed at optimizing model generalization when faced with previously unseen test data (Wang et al., 2021; Liang et al., 2023). Building upon these concepts, we introduce an innovative automatic unsupervised multi-task model merging scheme. This scheme leverages the minimization of prediction distribution entropy on unlabeled multi-task test data as a surrogate objective to adaptively learn model merging coefficients. Our approach begins with an analysis of the relationship between entropy and prediction loss across eight tasks. As depicted in Fig. 3(a), our observations reveal that samples with lower entropy also exhibit smaller prediction losses. Furthermore, we calculate the Spearman correlation coefficient (Myers & Sirois, 2004) to quantify the relationship between entropy and prediction loss, as illustrated in Fig. 3(b). The results affirm a positive correlation between entropy and prediction loss, confirming that entropy can serve as a suitable proxy objective for optimization purposes. Subsequently, we put forth two adaptive model merging schemes, collectively referred to as AdaMerging. These schemes are designed to automatically learn a merging coefficient for each task vector or each layer of each task vector, as depicted in Fig. 2(c) and (d). To update these merging coefficients, we employ entropy minimization as a proxy objective, thereby enhancing the adaptability and performance of the multi-task model merging process.

Finally, we conduct a comprehensive evaluation to ascertain the superiority of AdaMerging when compared to existing task vector-based methods, revealing its advantages in three key aspects: (i) *Significantly Higher MTL Performance*: Our extensive testing across eight task vectors demonstrated

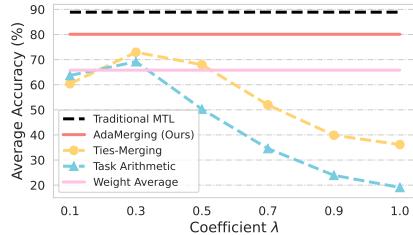


Figure 1: The impact of coefficient λ on the average accuracy of various MTL methods on eight tasks. Among them, Task Arithmetic (Ilharco et al., 2023) and Ties-Merging (Yadav et al., 2023) based on task vectors achieved the best average accuracy when coefficient $\lambda = 0.3$, which were 69.1% and 72.9% respectively. Traditional MTL and our AdaMerging are 88.9% and 80.1%.

that AdaMerging’s adaptive learning merging coefficient significantly enhances the average accuracy across multiple tasks. For instance, on the ViT-B/32, AdaMerging improved approximately 5.0% to 11.0% over Task Arithmetic and Ties-Merging. (ii) *Substantially Improved Generalization*: Our evaluation on two sets of previously unseen downstream tasks underscored AdaMerging’s superior generalization capabilities, resulting in improvements ranging from 4.4% to 9.1% when compared to Task Arithmetic and Ties-Merging. (iii) *Robust to Test Data Distribution Shifts*: In addition to performance gains, AdaMerging exhibited substantially enhanced robustness in multi-task testing across seven distribution drifts, with an average improvement of 8.45% compared to Task Arithmetic.

This paper makes four significant **contributions**: (i) We re-examine existing task vector-based multi-task learning (MTL) methods and unveil the substantial influence of model merging coefficients on the average MTL performance. (ii) We introduce a novel approach called AdaMerging, which autonomously learns merging coefficients in an unsupervised manner. This method can adaptively determine coefficients for different task vectors (Task-wise AdaMerging) or individual layers within different task vectors (Layer-wise AdaMerging). (iii) We establish a strong positive correlation between entropy minimization and loss minimization on MTL’s test data. This correlation signifies that these metrics can effectively serve as proxy objectives for optimizing the model merging coefficients within AdaMerging. (iv) We conduct comprehensive experiments to validate our method. The results demonstrate its substantial improvements in performance, generalization capabilities, and robustness compared to SOTA task vector-based model merging methods.

2 RELATED WORK

2.1 JOINT TRAINING FOR MULTI-TASK LEARNING

The joint training method gathers training data from multiple tasks to learn these tasks simultaneously (Caruana, 1997). Existing works mainly focus on mitigating task conflicts from a architecture (Misra et al., 2016; Sun et al., 2020) or optimization (Sener & Koltun, 2018; Liu et al., 2021) perspective. Architectural-based methods mitigate task interference by sparsifying (Liu et al., 2019; Ding et al., 2021), branching (Lu et al., 2017; Guo et al., 2020) or modularizing (Ma et al., 2018; Hazimeh et al., 2021) shared structures. Optimization-based methods balance multiple tasks from the perspectives of task training weights (Sener & Koltun, 2018; Liu et al., 2019), gradient dominance (Chen et al., 2018; He et al., 2022; Yang et al., 2023), and gradient conflicts (Yu et al., 2020; Chen et al., 2020; Liu et al., 2021). However, the conventional approaches for collecting raw data across multiple tasks for joint training face challenges that may render them unsuitable in the era of foundation models. This is primarily due to either (i) their computational inefficiency stemming from the high computation cost for updating the pre-trained models or (ii) numerous data owners refrain from releasing valuable or privacy-sensitive raw data. Instead, they opt to share models fine-tuned on these pre-trained models.

2.2 MODEL MERGING FOR MULTI-TASK LEARNING

The practice of model merging has emerged as a promising solution to enhance model generalization and facilitate MTL. The first type of research involves merging multiple models, all initially trained on the same task, with the aim of enhancing the model’s overall generalization (Gupta et al., 2020; Cha et al., 2021; Wortsman et al., 2022) or to perform federated learning (Li et al., 2019; Wang et al., 2020). The other type of work attempts to merge models for different tasks to perform MTL (Matena & Raffel, 2022; Jin et al., 2023; Ainsworth et al., 2023; Stoica et al., 2023; Zhang et al., 2023; Ilharco et al., 2023; Yadav et al., 2023; Li et al., 2023). This paper primarily concentrates on the latter approach. However, simple model averaging alone can significantly deteriorate performance across multiple tasks. Consequently, in recent years, numerous advanced techniques have surfaced to mitigate the performance loss associated with model merging. For example, Fisher Merging (Matena & Raffel, 2022) employs the Fisher information matrix (Fisher, 1922) to measure the importance of individual model parameter. Subsequently, it leverages this importance metric to guide the model merging. However, the computation of the Fisher information matrix becomes computationally and memory-intensive when dealing with a large number of model parameters. RegMean (Jin et al., 2023) suggests minimizing the L_2 distance between the merged model and each individual model. However, this approach necessitates the precomputation and provision of the inner product matrix for the training dataset. This information may not be accessible if the model owner chooses not to disclose it. In recent developments, Task Arithmetic (Ilharco et al., 2023), introduces the concept of

“task vectors”. This approach demonstrates that merging task vectors to create a consolidated model can effectively facilitate MTL. Building upon this foundation, PEM Composition (Zhang et al., 2023) extends the task arithmetic framework to incorporate the merging of LoRA (Hu et al., 2021) models. Taking this a step further, Ties-Merging (Yadav et al., 2023) addresses task conflicts within the Task Arithmetic paradigm. It accomplishes this by resetting redundant parameters, resolving sign conflicts, and exclusively merging parameters that exhibit sign-consistency. Task vector-based studies overlook a critical challenge encountered when dealing with a diverse collection of models, i.e., the coefficients governing the model merging process play a pivotal role in achieving optimal merging performance. In contrast, our work specifically emphasizes and addresses this issue to bridge the performance gap.

Overall, our work has three essential differences from existing task vector-based MTL schemes: (i) They share a merging coefficient across all task vectors, limiting the flexibility of task vector combinations. By contrast, our method adopts different merging coefficients across different tasks or even different layers, substantially enhancing the flexibility of adaptations. (ii) Existing works employ grid-searching the merging coefficients, thus lacking a guiding principle and is costly and infeasible when the number of tasks is large, while our work takes entropy minimization as a proxy objective to optimize the merging coefficients *efficiently and automatically*. (iii) We significantly improve multi-task performance, generalization to unseen tasks, and robustness to test data distribution shifts.

3 METHODOLOGY

We define the notation and model merging problem in Sec. 3.1, and briefly describe the solution based on task vectors. In Sec.3.2, we introduce the proposed AdaMerging method in detail.

3.1 PRELIMINARIES

Notation: Let $f_{\theta}(x_i) \rightarrow \hat{y}_i$ be a neural network model parameterized by a set of weights $\theta = \{\theta^1, \theta^2, \dots, \theta^L\}$, which takes $x_i \in \mathbb{R}^d$ as an input data and outputs the predicted value $\hat{y}_i \in \mathbb{R}^C$. Among them, θ^l is the weight of the l -th ($l \in \{1, 2, \dots, L\}$) layer, L represents the number of layers of the network f , d represents the dimension of the input data x_i , and C represents the number of classes. Without loss of generality, we assume that the weights of a well-known pre-trained model, e.g., ViT (Dosovitskiy et al., 2021) or BERT (Devlin et al., 2019)), are $\theta_{pre} = \{\theta_{pre}^1, \theta_{pre}^2, \dots, \theta_{pre}^L\}$. There are K tasks, and each of them has fine-tuned θ_{pre} on their own private training data $\{x_i, y_i\}_{i=1}^{N_k^{tr}}$, N_k^{tr} represents the number of training samples for task k . Consequently, the model’s weights after fine-tuning for task k are recorded as $\theta_k = \{\theta_k^1, \theta_k^2, \dots, \theta_k^L\}$.

Problem Definition: The *model merging* problem is defined as how to combine weights $\{\theta_k\}_{k=1}^K$ to get a new weight θ_{MTL} without necessitating a retraining process using the initial task’s training data, and ensure that $f_{\theta_{MTL}}$ can perform tasks $1, 2, \dots, K$ simultaneously. A straightforward approach is to perform weight averaging, i.e., $\theta_{MTL} = \frac{1}{K} \sum_{k=1}^K \theta_k$, however the performance of this approach usually drops dramatically (Ilharco et al., 2023; Yadav et al., 2023).

Task Arithmetic: A recent research (Ilharco et al., 2023) defines the concept of “task vectors” and completes various task arithmetic operations based on task vectors, such as *adding* multiple task vectors to the pre-trained weight θ_{pre} to perform MTL. Specifically, as shown in Fig. 2(a), the task vector T_k w.r.t task k is defined as a vector obtained by performing a subtraction operation with the fine-tuned weights θ_k and the pre-trained weights θ_{pre} , i.e., $T_k = \theta_k - \theta_{pre}$. Furthermore, multiple task vectors $\{T_k\}_{k=1}^K$ are added and merged into the pre-trained model, $\theta_{MTL} = \theta_{pre} + \lambda \sum_{k=1}^K T_k$, where the coefficient λ represents the importance of model merging. On this basis, Ties-Merging (Yadav et al., 2023) shows that some parameter values in the task vector may be redundant, or the signs of the parameters may conflict, and direct merging will cause performance losses. Based on this assumption, they proposed to perform three steps of *Trim*, *Elect Sign* and *Disjoint Merge* on merging task vectors. We combine these steps and abbreviate them as one $\Phi()$ operation. Therefore, model merging in Ties-Merging can be expressed as $\theta_{MTL} = \theta_{pre} + \lambda \sum_{k=1}^K \Phi(T_k)$.

Task arithmetic is a simple and effective idea. As shown in Fig. 1, task vectors based MTL model merging methods, i.e., Task Arithmetic (blue line), Ties-Merging (yellow line), are significantly better than simple weight averaging scheme (pink line). However, there is still a clear gap between them

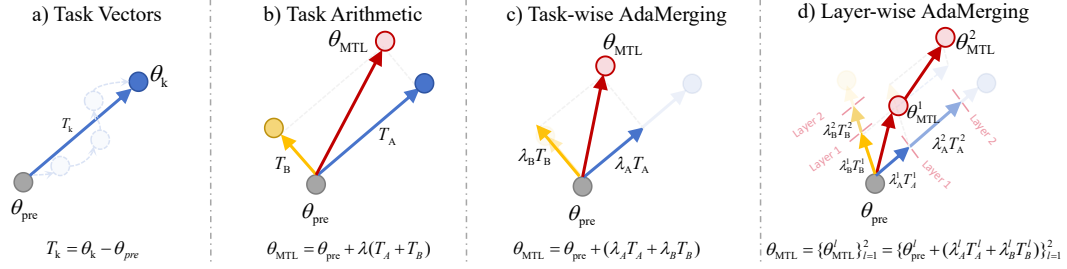


Figure 2: (a) Definition of “task vector”, the task vector T_k is obtained by subtracting the pre-trained weights θ_{pre} from the model weights θ_k fine-tuned on the data of task k . (b) *Task Arithmetic* (Ilharco et al., 2023) for MTL, which assigns same merging coefficient λ to each task vector T_k ($k \in \{A, B\}$). (c) *Task-wise AdaMerging* for MTL, which learns a distinct merging coefficient λ_k to each task vector T_k ($k \in \{A, B\}$). (d) *Layer-wise AdaMerging* for MTL, which learns a distinct merging coefficient λ_k^l to each layer l ($l \in \{1, 2\}$) of the task vector T_k ($k \in \{A, B\}$).

and the traditional MTL (black line). In addition, task vector-based model merging methods are very sensitive to the merging coefficient λ . An ill-suited λ will cause the performance to be lower than the weighted average, or even reach unacceptably low accuracy. When the number of tasks is large, grid searching the merging coefficients for each task vector is expensive. This motivates us to conduct further research to narrow the performance gap between task vector-based MTL and traditional MTL.

3.2 ADAPTIVE MODEL MERGING FOR MULTI-TASK LEARNING

In this section, we propose an *unsupervised* adaptive model merging method for task vectors based MTL, called *AdaMerging*. It makes the merging coefficient of each task vector learnable (*Task-wise AdaMerging*). Furthermore, different layers of a task vector can also automatically learn different merging coefficients in *AdaMerging* (*Layer-wise AdaMerging*).

3.2.1 ADAMERGING: ADAPTIVE MODEL MERGING

Task-wise AdaMerging: As shown in Fig. 2(c), our *Task-wise AdaMerging* assigns a separate merging coefficient λ_k to each task vector T_k , that is: $\theta_{MTL} = \theta_{pre} + \sum_{k=1}^K \lambda_k T_k$. *Task-wise AdaMerging* allows task vectors T_k that have a positive transfer to the average MTL performance to occupy a larger proportion in θ_{MTL} , while task vector $T_{k'}$ that is harmful to MTL will reduce their contribution to the merging weight θ_{MTL} , thereby improving the average MTL performance.

Layer-wise AdaMerging: However, *Task-wise AdaMerging* may not be enough to alleviate the interference of task vectors. In the deep neural network model, the information learned by each layer is different. For example, the lower layer may learn general features, while the higher layers may learn task-specific features (Yosinski et al., 2014). Therefore, when merging task vectors, the weights $\{T_k^1, T_k^2, \dots, T_k^L\}$ of different layers for each task vector T_k should also have different contributions $\{\lambda_k^1, \lambda_k^2, \dots, \lambda_k^L\}$ to the final multi-task weights θ_{MTL} . Based on this, we propose the *Layer-wise AdaMerging* scheme shown in Fig. 2(d), which is formalized as: $\theta_{MTL} = \{\theta_{MTL}^l\}_{l=1}^L = \{\theta_{pre}^l + \sum_{k=1}^K \lambda_k^l T_k^l\}_{l=1}^L$, where L represents the number of layers.

AdaMerging++: The above *AdaMerging* adaptively merges the original task vector T_k in the *Task Arithmetic* (Ilharco et al., 2023). Naturally, it can also adaptively merge the task vector $\Phi(T_k)$ after removing parameter redundant values and sign conflicts in *Ties-Merging* (Yadav et al., 2023). We call this variant *AdaMerging++*, and the corresponding *Task-wise AdaMerging++* and *Layer-wise AdaMerging++* versions are formalized as $\theta_{MTL} = \theta_{pre} + \sum_{k=1}^K \lambda_k \Phi(T_k)$ and $\theta_{MTL} = \{\theta_{MTL}^l\}_{l=1}^L = \{\theta_{pre}^l + \sum_{k=1}^K \lambda_k^l \Phi(T_k^l)\}_{l=1}^L$, respectively.

Now, *AdaMerging/AdaMerging++* faces a critical challenge, that is, we only have the task vector of each task *without their initial training data*. How to optimize merging coefficients $\{\lambda_k\}_{k=1}^K$ (or $\{\lambda_k^l\}_{k=1, l=1}^{K, L}$)? Our inspiration to solve this challenge comes from test-time adaptation (Wang et al.,

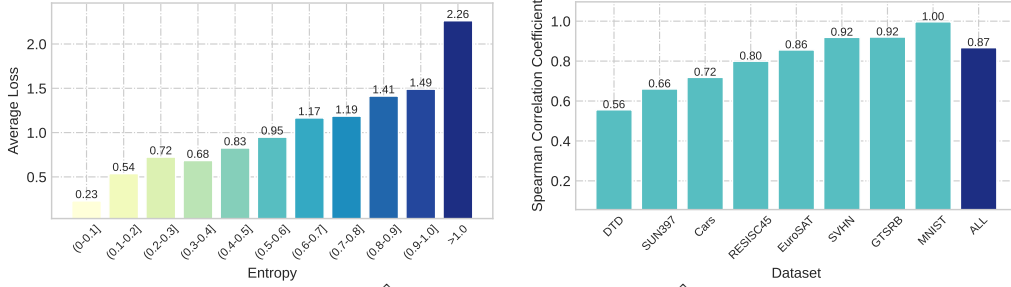


Figure 3: Correlation of *entropy* $H(\hat{Y})$ and *average loss* $L(Y, \hat{Y})$ on eight tasks (or datasets). (a) We divided the test samples into eleven groups according to the entropy of the samples, and observed the average prediction loss of the samples in each group. We observe that groups with smaller entropy correspond to smaller average losses. (b) We calculated the Spearman correlation coefficient between entropy and prediction loss on eight tasks (or datasets) and observed a high positive correlation.

2021; Niu et al., 2022; 2023), they adapt the weights of the trained model on unseen test data to cope with the distribution shifts on the test data.

3.2.2 ENTROPY OPTIMIZATION

We use *entropy minimization* on multi-task unlabeled test samples as an optimization surrogate objective function to update the merging coefficients $\{\lambda_k\}_{k=1}^K$ (or $\{\lambda_k^l\}_{k=1, l=1}^{K, L}$) in our AdaMerging.

Entropy Minimization: For a sample x_i , the predicted output of a neural network $f_\theta(x_i)$ is \hat{y}_i , the corresponding Shannon entropy (Shannon, 1948) is expressed as $H(\hat{y}_i) = -\sum_c^C p(\hat{y}_{i,c}) \log p(\hat{y}_{i,c})$, where $p(\hat{y}_{i,c}) \in [0, 1]$ represents the probability that the input x_i is predicted to be the c -th class. Previous research on test-time adaptation (Wang et al., 2021; Niu et al., 2023) found that optimizing the model’s parameters based on entropy minimization (Grandvalet & Bengio, 2004; Roy et al., 2022), $\min H(\hat{y}_i)$, on test samples can make the model adapt to unseen test data distributions.

However, it is unclear whether entropy minimization can be used as an effective surrogate objective function in multi-task model merging. To verify whether entropy minimization can be used as a proxy objective for MTL loss, we performed the analysis on the eight tasks used in the experiment. First, we combine the *test data* of the eight tasks as $(X, Y) = \{\{x_i, y_i\}_{i=1}^{N_k^{te}}\}_{k=1}^K$, and compute the prediction of the multi-task model $f_{\theta_{MTL}}$ on test data as $\hat{Y} = \{\{f_{\theta_{MTL}}(x_i)\}_{i=1}^{N_k^{te}}\}_{k=1}^K$. Next, we calculate the loss between the real label Y and the predicted value \hat{Y} case-by-case and obtain $L(Y, \hat{Y}) = \{\ell(y_i, \hat{y}_i)\}_{i=1}^{|\hat{Y}|}$, where $|\hat{Y}|$ represents the total number of test samples for all tasks, and ℓ represents a loss function, such as cross-entropy. We also calculate the entropy of each sample on the test set and get $H(\hat{Y}) = \{H(\hat{y}_i)\}_{i=1}^{|\hat{Y}|}$. Finally, we analyze the correlation between entropy $H(\hat{Y})$ and prediction loss $L(Y, \hat{Y})$ from two aspects. (i) We divide the multi-task samples into multiple intervals based on entropy $H(\hat{Y})$ from small to large, such as $\mathcal{I} = \{\mathcal{I}_1, \mathcal{I}_2, \dots, \mathcal{I}_{11}\} = \{(0.0, 0.1], (0.1 - 0.2], \dots, (1.0, \infty)\}$, and count the average prediction loss of the samples contained in each interval \mathcal{I}_t ($t \in \{1, 2, \dots, 11\}$). As shown in Fig. 3(a), we observe that the average loss corresponding to the interval with small entropy is also smaller. (ii) We also directly calculated the Spearman correlation coefficient (Myers & Sirois, 2004) of entropy $H(\hat{Y})$ and prediction loss $L(Y, \hat{Y})$. As shown in Fig. 3, we observe that the average correlation between the two on multi-task data (i.e., dark purple “ALL”) is as high as 0.87. Therefore, we can conclude that entropy minimization (i.e., $\min H(\hat{Y})$) can serve as an effective surrogate objective for loss minimization (i.e., $\min L(Y, \hat{Y})$) on MTL.

Optimization Objective: Based on the above verification, we take entropy minimization as the optimization proxy goal of the model merging coefficient in our AdaMerging/AdaMerging++. For example, the optimization form of the merging coefficient in Task-wise AdaMerging is:

$$\min_{\lambda_1, \lambda_2, \dots, \lambda_K} \sum_{k=1}^K \sum_{x_i \in \mathcal{B}_k} H(f_{\theta_{MTL}}(x_i)), \text{ where } \theta_{MTL} = \theta_{\text{pre}} + \sum_{k=1}^K \lambda_k T_k,$$

where \mathcal{B}_k represents a batch of unlabeled test samples sampled in task k . The coefficient $\{\lambda_k\}_{k=1}^K$ can be updated iteratively by obtaining the gradient through backpropagation. This is trivial with automatic differentiation tools like Pytorch (Paszke et al., 2017).

4 EXPERIMENT

In this section, we introduce the experimental setup in Sec. 4.1 and the experimental results in Sec. 4.2. Due to page limitations, some details and results are shown in the **Appendix**.

4.1 EXPERIMENT SETUP

Datasets and Models: Following Ilharco et al. (2023) and Yadav et al. (2023), we study task vectors based multi-task model merging on eight image classification datasets: SUN397 (Xiao et al., 2016), Cars (Krause et al., 2013), RESISC45 (Cheng et al., 2017), EuroSAT (Helber et al., 2019), SVHN (Yuval, 2011), GTSRB (Stallkamp et al., 2011), MNIST (LeCun, 1998), DTD (Cimpoi et al., 2014). We provide a more detailed description of the dataset in the Appendix A. In the main text, we use the ViT-B/32 and ViT-L/14 architectures in CLIP (Radford et al., 2021) as pre-trained models to conduct experiments. We also report the results on the ViT-B/16 architecture in the Appendix B.

Baselines and Metric: Our baselines are mainly divided into two categories, one is non-model merging, i.e., Individual and Traditional MTL; and the other is various advanced model merging methods, such as Weight Averaging, Fisher Merging (Matena & Raffel, 2022), RegMean (Jin et al., 2023), Task Arithmetic (Ilharco et al., 2023) and Ties-Merging (Yadav et al., 2023). Baseline details are provided in Appendix A. Among them, *Task Arithmetic* and *Ties-Merging* are task vectors based MTL methods, which are also our most important baselines. In addition, our methods include Task-wise AdaMerging, Task-wise AdaMerging++, Layer-wise AdaMerging, and Layer-wise AdaMerging++. Unless otherwise specified, our method uses the *Layer-wise* version. We report the **average accuracy** (i.e., Avg Acc) of MTL model on the test set of all tasks as an evaluation metric.

4.2 PERFORMANCE, GENERALIZATION, ROBUSTNESS

In this section, we demonstrate the superiority of our approach over SOTA methods for merging task vectors by evaluating it from three key perspectives: performance, generalization and robustness.

Significantly Higher MTL Performance. We verify that the proposed AdaMerging method significantly outperforms existing model merging methods in performance. As shown in Tab. 1 and Tab. 2, we tested the performance of merging ViT-B/32 and ViT-L/14 on eight tasks, respectively. We have the following observations: (i) Individual and Traditional MTL methods achieve the optimal performance, which are 90.5% and 88.9% under ViT-B/32. However, they all rely on initial training data for multiple tasks. Additionally, independent fine-tuning requires storing a model for each task. (ii) Weight Averaging is the simplest model merging solution. Naturally, its performance is also the lowest. Furthermore, Fisher Merging merged models by calculating parameter importance, and RegMean imposed the constraint that the distance between the merged MTL model and a single model is close. Both of them perform better compared to the Weight Averaging. (iii) Advanced task vectors based multi-task merging methods (i.e., Task Arithmetic and Ties-Merging) have achieved good performance. For example, Ties-Merging has achieved the performance in ViT-B/32 and ViT-L/14 by 72.4% and 86.0%, respectively. However, there is still a big gap between this and Traditional MTL (i.e., 88.9% and 93.5%, respectively). (iv) Our Task-wise AdaMerging and Task-wise AdaMerging++ use unsupervised learnable coefficients to merge task vectors in Task Arithmetic and Ties-Merging respectively, bringing 2% and 1.3% performance improvements respectively on ViT-B/32. Thanks to the more fine-grained fusion solution, on ViT-B/32, our Layer-wise AdaMerging and Layer-wise AdaMerging++ bring 11% and 8.7% performance improvements compared to Task Arithmetic and Ties-Merging, while on ViT-L/14, our method brought improvements of 6.3% and 5.0%. Our AdaMerging greatly reduces the gap between model merging and traditional MTL solutions.

Substantially Improved Generalization. MTL hopes to transfer the knowledge of old tasks to new tasks and improve the generalization of the MTL model. To this end, we compare the performance of AdaMerging and task vector-based model merging methods (Task Arithmetic and Ties-Merging) on two sets of unseen tasks. In Tab. 3, we merge the task vectors corresponding to six tasks and test

Table 1: Multi-task performance when merging ViT-B/32 models on eight tasks.

Method	SUN397	Cars	RESISC45	EuroSAT	SVHN	GTSRB	MNIST	DTD	Avg Acc
Individual	75.3	77.7	96.1	99.7	97.5	98.7	99.7	79.4	90.5
Traditional MTL	73.9	74.4	93.9	98.2	95.8	98.9	99.5	77.9	88.9
Weight Averaging	65.3	63.4	71.4	71.7	64.2	52.8	87.5	50.1	65.8
Fisher Merging (Matena & Raffel, 2022)	68.6	69.2	70.7	66.4	72.9	51.1	87.9	59.9	68.3
RegMean (Jin et al., 2023)	65.3	63.5	75.6	78.6	78.1	67.4	93.7	52.0	71.8
Task Arithmetic (Ilharco et al., 2023)	55.2	54.9	66.7	78.9	80.2	69.7	97.3	50.4	69.1
Ties-Merging (Yadav et al., 2023)	59.8	58.6	70.7	79.7	86.2	72.1	98.3	54.2	72.4
Task-wise AdaMerging (Ours)	58.0	53.2	68.8	85.7	81.1	84.4	92.4	44.8	71.1
Task-wise AdaMerging++ (Ours)	60.8	56.9	73.1	83.4	87.3	82.4	95.7	50.1	73.7
Layer-wise AdaMerging (Ours)	64.5	68.1	79.2	93.8	87.0	91.9	97.5	59.1	80.1
Layer-wise AdaMerging++ (Ours)	66.6	68.3	82.2	94.2	89.6	89.0	98.3	60.6	81.1

Table 2: Multi-task performance when merging ViT-L/14 models on eight tasks.

Method	SUN397	Cars	RESISC45	EuroSAT	SVHN	GTSRB	MNIST	DTD	Avg Acc
Individual	82.3	92.4	97.4	100	98.1	99.2	99.7	84.1	94.2
Traditional MTL	80.8	90.6	96.3	96.3	97.6	99.1	99.6	84.4	93.5
Weight Averaging	72.1	81.6	82.6	91.9	78.2	70.7	97.1	62.8	79.6
Fisher Merging (Matena & Raffel, 2022)	69.2	88.6	87.5	93.5	80.6	74.8	93.3	70.0	82.2
RegMean (Jin et al., 2023)	73.3	81.8	86.1	97.0	88.0	84.2	98.5	60.8	83.7
Task Arithmetic (Ilharco et al., 2023)	73.9	82.1	86.6	94.1	87.9	86.7	98.9	65.6	84.5
Ties-Merging (Yadav et al., 2023)	76.5	85.0	89.3	95.7	90.3	83.3	99.0	68.8	86.0
AdaMerging (Ours)	79.0	90.3	90.8	96.2	93.4	98.0	99.0	79.9	90.8
AdaMerging++ (Ours)	79.4	90.3	91.6	97.4	93.4	97.5	99.0	79.2	91.0

on two unseen tasks (i.e. their task vectors are not merged). We observe: (i) On the six seen tasks, AdaMerging and AdaMerging++ are significantly better than Task Arithmetic and Ties-Merging. (ii) More importantly, AdaMerging method maintains this superiority on two unseen tasks. For example, on the two tasks of MNIST and EuroSAT, the average performance of AdaMerging and AdaMerging++ improved by 8.3% and 9.1%, respectively, compared with Task Arithmetic and Ties-Merging. In addition, on the two unseen tasks of RESISC45 and SVHN, the average accuracy improvements of AdaMerging and AdaMerging++ are 4.4% and 5.4%, respectively. These results indicate that our AdaMerging and AdaMerging++ methods generalize better to unseen tasks.

Table 3: Generalization results on two unseen tasks when merging ViT-B/32 models on six tasks.

Method	Seen Tasks							Unseen Tasks		
	SUN397	Cars	RESISC45	DTD	SVHN	GTSRB	Avg Acc	MNIST	EuroSAT	Avg Acc
Task Arithmetic (Ilharco et al., 2023)	63.3	62.4	75.1	57.8	84.6	80.4	70.6	77.2	46.2	61.7
Ties-Merging (Yadav et al., 2023)	67.8	66.2	77.2	56.7	77.1	70.9	69.3	75.9	43.3	59.6
AdaMerging (Ours)	65.2	65.9	88.5	61.1	92.2	91.5	77.4	84.0	56.1	70.0
AdaMerging++ (Ours)	68.2	67.6	86.3	63.6	92.6	89.8	78.0	83.9	53.5	68.7
Method	SUN397	Cars	GTSRB	EuroSAT	DTD	MNIST	Avg Acc	RESISC45	SVHN	Avg Acc
Task Arithmetic (Ilharco et al., 2023)	64.0	64.0	75.2	87.7	57.0	95.7	73.9	52.3	44.9	51.1
Ties-Merging (Yadav et al., 2023)	68.0	67.1	67.7	78.4	56.5	92.8	71.8	58.7	49.2	53.9
AdaMerging (Ours)	67.1	67.8	94.8	94.4	59.6	98.2	80.3	50.2	60.9	55.5
AdaMerging++ (Ours)	68.9	69.6	91.6	94.3	61.9	98.7	80.8	52.0	64.9	58.5

Robust to Test Data Distribution Shifts. Considering that the model provider only releases the fine-tuned model and does not expose the original training data, the model merger’s test data may differ from the model owner’s training data. We tested whether AdaMerging is still effective when the test data distribution shifts significantly. Following Hendrycks & Dietterich (2019), we created 7 corruption test data, and examples of corrupted images are shown Fig. 6 in Appendix B. The results on ViT-B/32 are shown in Tab. 4. On clean test data, AdaMerging has an 8.2% performance improvement compared to Task Arithmetic. On the corruption test datasets of Motion Blur, Impulse Noise, Gaussian Noise, Pixelate, Spatter, Contrast and JPEG Compression, AdaMerging’s performance is 11.2%, 6.7%, 5.8%, 8.9%, 6.7%, 10.1% and 9.8% higher than Task Arithmetic respectively. These evidences fully demonstrate that our AdaMerging is more robust to test data distribution shifts.

4.3 ADAMERGING ANALYSIS

In this section, we visualize the merging coefficients learned in Task-wise AdaMerging, Task-wise AdaMerging++, Layer-wise AdaMerging and Layer-wise AdaMerging++.

Task-wise Coefficients. Fig. 4 shows the changes during the iteration process of merging coefficient optimization of each task vector in Task-wise AdaMerging and AdaMerging++, which is shown every

Table 4: Robustness results when merging ViT-B/32 models on four tasks.

Method	Clean Test Set					Corruption Test Set (Motion Blur)				
	Cars	EuroSAT	RESISC45	GTSRB	Avg Acc	Cars	EuroSAT	RESISC45	GTSRB	Avg Acc
Task Arithmetic	66.9	94.7	82.6	75.1	79.8	65.3	68.1	80.0	64.2	69.4
AdaMerging (Ours)	73.7	96.1	85.8	96.3	88.0	71.2	74.6	82.7	94.1	80.6

Method	Corruption Test Set (Impulse Noise)					Corruption Test Set (Gaussian Noise)				
	Cars	EuroSAT	RESISC45	GTSRB	Avg Acc	Cars	EuroSAT	RESISC45	GTSRB	Avg Acc
Task Arithmetic	62.1	49.1	72.7	40.4	56.1	63.6	55.4	75.9	49.4	61.1
AdaMerging (Ours)	67.2	30.8	75.9	77.5	62.8	69.9	41.2	80.6	76.0	66.9

Method	Corruption Test Set (Pixelate)					Corruption Test Set (Spatter)				
	Cars	EuroSAT	RESISC45	GTSRB	Avg Acc	Cars	EuroSAT	RESISC45	GTSRB	Avg Acc
Task Arithmetic	2.78	41.5	22.8	66.6	33.4	63.3	60.1	73.9	54.3	62.9
AdaMerging (Ours)	2.49	53.8	22.4	90.6	42.3	69.9	43.6	75.4	89.4	69.6

Method	Corruption Test Set (Contrast)					Corruption Test Set (JPEG Compression)				
	Cars	EuroSAT	RESISC45	GTSRB	Avg Acc	Cars	EuroSAT	RESISC45	GTSRB	Avg Acc
Task Arithmetic	66.0	62.9	75.9	70.6	68.9	66.5	72.3	82.2	60.0	70.3
AdaMerging (Ours)	71.7	69.8	79.3	95.1	79.0	70.9	75.8	83.6	90.1	80.1

ten steps. We consistently observe that the merging coefficients of each task vector are inconsistent. When the number of tasks is relatively large, it is obviously undesirable to grid search the coefficients of each task, but our AdaMerging avoids this manual search process.

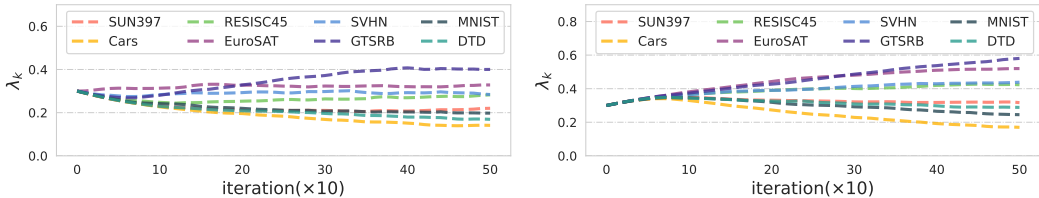


Figure 4: Model merging coefficients $\{\lambda_k\}_{k=1}^K$ change with respect to training steps on ViT-B/32: (a) Task-wise AdaMerging; (b) Task-wise AdaMerging++. Each line represents the change process of the coefficient λ_k of a task vector T_k ($k \in \{1, 2, \dots, K\}$).

Layer-wise Coefficients. Fig. 5 shows the merging coefficients learned by Layer-wise AdaMerging and AdaMerging++ on ViT-B/32 respectively. We observed that: (i) The coefficients learned by each layer of each task vector are different, which shows that the importance of each layer in the model merging process is different. (ii) The coefficients learned by shallow layers are generally smaller than those of deep layers, which indicates that shallow layers rely more on the weights of the pre-trained model rather than the weights provided by task vectors, while the deep layers rely more on the weights provided by the task vectors. This may be since the shallow layer learns general features, which are cross-task, while the deep layer learns task-specific features (Yosinski et al., 2014).

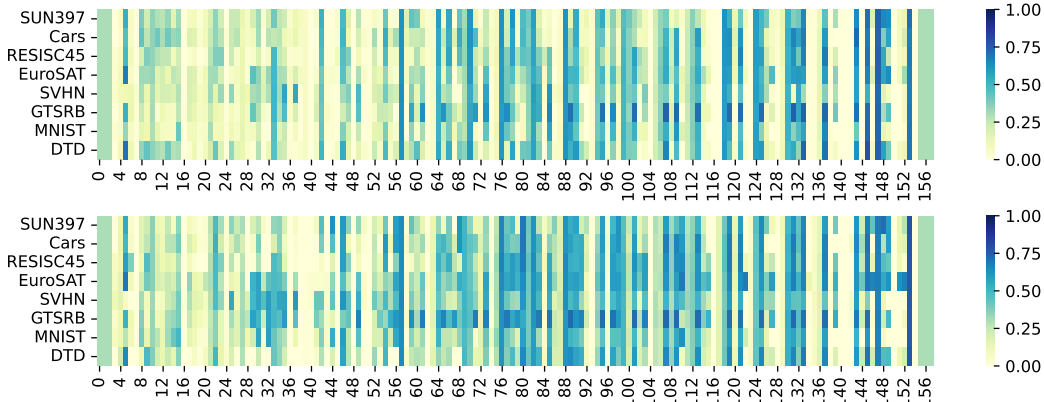


Figure 5: Learned model merging coefficients $\{\lambda_k^l\}_{k=1, l=1}^{K, L}$ of Layer-wise AdaMerging (Above) and AdaMerging++ (Below) on ViT-B/32. The k -th row represents the k -th task vector, the l -th column represents the l -th layer, and the intersection point represents the coefficient λ_k^l .

5 CONCLUSION AND FUTURE WORK

Advanced task arithmetic shows that new models built by merging multiple task vectors into a pre-trained model can execute MTL without needing original training data. However, task vector-based MTL methods are very sensitive to the merging coefficient. In this paper, we propose an adaptive model merging scheme (abbreviated as AdaMerging) to solve this problem, which takes entropy minimization as a surrogate objective to automatically learn the merging coefficients for each task vector or layer. Experimental results show that the proposed AdaMerging is superior to the current SOTA model merging methods in multi-task performance, generalization and robustness. In the future, we plan to further explore model merging solutions for different architectures.

REFERENCES

- Samuel Ainsworth, Jonathan Hayase, and Siddhartha Srinivasa. Git re-basin: Merging models modulo permutation symmetries. In *The Eleventh International Conference on Learning Representations*, 2023.
- Rich Caruana. Multitask learning. *Machine learning*, 28:41–75, 1997.
- Junbum Cha, Sanghyuk Chun, Kyungjae Lee, Han-Cheol Cho, Seunghyun Park, Yunsung Lee, and Sungrae Park. Swad: Domain generalization by seeking flat minima. *Advances in Neural Information Processing Systems*, 34:22405–22418, 2021.
- Zhao Chen, Vijay Badrinarayanan, Chen-Yu Lee, and Andrew Rabinovich. Gradnorm: Gradient normalization for adaptive loss balancing in deep multitask networks. In *International conference on machine learning*, pp. 794–803. PMLR, 2018.
- Zhao Chen, Jiquan Ngiam, Yanping Huang, Thang Luong, Henrik Kretzschmar, Yuning Chai, and Dragomir Anguelov. Just pick a sign: Optimizing deep multitask models with gradient sign dropout. In *Advances in Neural Information Processing Systems*, 2020.
- Gong Cheng, Junwei Han, and Xiaoqiang Lu. Remote sensing image scene classification: Benchmark and state of the art. *Proceedings of the IEEE*, 105(10):1865–1883, 2017.
- Mircea Cimpoi, Subhansu Maji, Iasonas Kokkinos, Sammy Mohamed, and Andrea Vedaldi. Describing textures in the wild. In *Proceedings of the IEEE conference on computer vision and pattern recognition*, pp. 3606–3613, 2014.
- Ronan Collobert and Jason Weston. A unified architecture for natural language processing: Deep neural networks with multitask learning. In *Proceedings of the 25th international conference on Machine learning*, pp. 160–167, 2008.
- Jacob Devlin, Ming-Wei Chang, Kenton Lee, and Kristina Toutanova. BERT: pre-training of deep bidirectional transformers for language understanding. In *Proceedings of the 2019 Conference of the North American Chapter of the Association for Computational Linguistics: Human Language Technologies, NAACL-HLT 2019*, pp. 4171–4186. Association for Computational Linguistics, 2019.
- Ke Ding, Xin Dong, Yong He, Lei Cheng, Chilin Fu, Zhaoxin Huan, Hai Li, Tan Yan, Liang Zhang, Xiaolu Zhang, et al. Mssm: a multiple-level sparse sharing model for efficient multi-task learning. In *Proceedings of the 44th International ACM SIGIR Conference on Research and Development in Information Retrieval*, pp. 2237–2241, 2021.
- Daxiang Dong, Hua Wu, Wei He, Dianhai Yu, and Haifeng Wang. Multi-task learning for multiple language translation. In *Proceedings of the 53rd Annual Meeting of the Association for Computational Linguistics and the 7th International Joint Conference on Natural Language Processing (Volume 1: Long Papers)*, pp. 1723–1732, 2015.
- Alexey Dosovitskiy, Lucas Beyer, Alexander Kolesnikov, Dirk Weissenborn, Xiaohua Zhai, Thomas Unterthiner, Mostafa Dehghani, Matthias Minderer, Georg Heigold, Sylvain Gelly, Jakob Uszkoreit, and Neil Houlsby. An image is worth 16x16 words: Transformers for image recognition at scale. *International Conference on Learning Representations*, 2021.

- Ronald A Fisher. On the mathematical foundations of theoretical statistics. *Philosophical transactions of the Royal Society of London. Series A, containing papers of a mathematical or physical character*, 222(594-604):309–368, 1922.
- Yves Grandvalet and Yoshua Bengio. Semi-supervised learning by entropy minimization. *Advances in neural information processing systems*, 17, 2004.
- Pengsheng Guo, Chen-Yu Lee, and Daniel Ulbricht. Learning to branch for multi-task learning. In *International conference on machine learning*, pp. 3854–3863. PMLR, 2020.
- Vipul Gupta, Santiago Akle Serrano, and Dennis DeCoste. Stochastic weight averaging in parallel: Large-batch training that generalizes well. In *8th International Conference on Learning Representations*. OpenReview.net, 2020.
- Hussein Hazimeh, Zhe Zhao, Aakanksha Chowdhery, Maheswaran Sathiamoorthy, Yihua Chen, Rahul Mazumder, Lichan Hong, and Ed Chi. Dselect-k: Differentiable selection in the mixture of experts with applications to multi-task learning. *Advances in Neural Information Processing Systems*, 34:29335–29347, 2021.
- Yun He, Xue Feng, Cheng Cheng, Geng Ji, Yunsong Guo, and James Caverlee. Metabalance: Improving multi-task recommendations via adapting gradient magnitudes of auxiliary tasks. *Proceedings of the ACM Web Conference*, pp. 2205–2215, 2022.
- Patrick Helber, Benjamin Bischke, Andreas Dengel, and Damian Borth. Eurosat: A novel dataset and deep learning benchmark for land use and land cover classification. *IEEE Journal of Selected Topics in Applied Earth Observations and Remote Sensing*, 12(7):2217–2226, 2019.
- Dan Hendrycks and Thomas Dietterich. Benchmarking neural network robustness to common corruptions and perturbations. *Proceedings of the International Conference on Learning Representations*, 2019.
- Edward J Hu, Phillip Wallis, Zeyuan Allen-Zhu, Yuanzhi Li, Shean Wang, Lu Wang, Weizhu Chen, et al. Lora: Low-rank adaptation of large language models. In *International Conference on Learning Representations*, 2021.
- Chengsong Huang, Qian Liu, Bill Yuchen Lin, Tianyu Pang, Chao Du, and Min Lin. Lorahub: Efficient cross-task generalization via dynamic lora composition. *arXiv preprint arXiv:2307.13269*, 2023.
- Gabriel Ilharco, Marco Tulio Ribeiro, Mitchell Wortsman, Ludwig Schmidt, Hannaneh Hajishirzi, and Ali Farhadi. Editing models with task arithmetic. In *The Eleventh International Conference on Learning Representations*, 2023.
- Xisen Jin, Xiang Ren, Daniel Preotiuc-Pietro, and Pengxiang Cheng. Dataless knowledge fusion by merging weights of language models. In *The Eleventh International Conference on Learning Representations*, 2023.
- Diederik P Kingma and Jimmy Ba. Adam: A method for stochastic optimization. *arXiv preprint arXiv:1412.6980*, 2014.
- Jonathan Krause, Michael Stark, Jia Deng, and Li Fei-Fei. 3d object representations for fine-grained categorization. In *Proceedings of the IEEE international conference on computer vision workshops*, pp. 554–561, 2013.
- Yann LeCun. The mnist database of handwritten digits. <http://yann.lecun.com/exdb/mnist/>, 1998.
- Weishi Li, Yong Peng, Miao Zhang, Liang Ding, Han Hu, and Li Shen. Deep model fusion: A survey. *arXiv preprint arXiv:2309.15698*, 2023.
- Xiang Li, Kaixuan Huang, Wenhao Yang, Shusen Wang, and Zhihua Zhang. On the convergence of fedavg on non-iid data. In *International Conference on Learning Representations*, 2019.
- Jian Liang, Ran He, and Tieniu Tan. A comprehensive survey on test-time adaptation under distribution shifts. *arXiv preprint arXiv:2303.15361*, 2023.

- Petro Liashchynskiy and Pavlo Liashchynskiy. Grid search, random search, genetic algorithm: a big comparison for nas. *arXiv preprint arXiv:1912.06059*, 2019.
- Bo Liu, Xingchao Liu, Xiaojie Jin, Peter Stone, and Qiang Liu. Conflict-averse gradient descent for multi-task learning. *Advances in Neural Information Processing Systems*, 34:18878–18890, 2021.
- Jialin Liu, Antoine Moreau, Mike Preuss, Jeremy Rapin, Baptiste Roziere, Fabien Teytaud, and Olivier Teytaud. Versatile black-box optimization. In *Proceedings of the 2020 Genetic and Evolutionary Computation Conference*, pp. 620–628, 2020.
- Shikun Liu, Edward Johns, and Andrew J. Davison. End-to-end multi-task learning with attention. In *Proceedings of the IEEE conference on computer vision and pattern recognition*, pp. 1871–1880. Computer Vision Foundation / IEEE, 2019.
- Yongxi Lu, Abhishek Kumar, Shuangfei Zhai, Yu Cheng, Tara Javidi, and Rogerio Feris. Fully-adaptive feature sharing in multi-task networks with applications in person attribute classification. In *Proceedings of the IEEE conference on computer vision and pattern recognition*, pp. 5334–5343, 2017.
- Jiaqi Ma, Zhe Zhao, Xinyang Yi, Jilin Chen, Lichan Hong, and Ed H. Chi. Modeling task relationships in multi-task learning with multi-gate mixture-of-experts. In *Proceedings of the 24th ACM SIGKDD international conference on knowledge discovery & data mining*, pp. 1930–1939. ACM, 2018.
- Michael S Matena and Colin A Raffel. Merging models with fisher-weighted averaging. *Advances in Neural Information Processing Systems*, 35:17703–17716, 2022.
- Ishan Misra, Abhinav Shrivastava, Abhinav Gupta, and Martial Hebert. Cross-stitch networks for multi-task learning. In *Proceedings of the IEEE conference on computer vision and pattern recognition*, pp. 3994–4003. IEEE Computer Society, 2016.
- Leann Myers and Maria J Sirois. Spearman correlation coefficients, differences between. *Encyclopedia of statistical sciences*, 12, 2004.
- Shuaicheng Niu, Jiayang Wu, Yifan Zhang, Yafo Chen, Shijian Zheng, Peilin Zhao, and Mingkui Tan. Efficient test-time model adaptation without forgetting. In *International conference on machine learning*, pp. 16888–16905. PMLR, 2022.
- Shuaicheng Niu, Jiayang Wu, Yifan Zhang, Zhiqian Wen, Yafo Chen, Peilin Zhao, and Mingkui Tan. Towards stable test-time adaptation in dynamic wild world. In *The Eleventh International Conference on Learning Representations*, 2023.
- Guillermo Ortiz-Jimenez, Alessandro Favero, and Pascal Frossard. Task arithmetic in the tangent space: Improved editing of pre-trained models. *arXiv preprint arXiv:2305.12827*, 2023.
- Adam Paszke, Sam Gross, Soumith Chintala, Gregory Chanan, Edward Yang, Zachary DeVito, Zeming Lin, Alban Desmaison, Luca Antiga, and Adam Lerer. Automatic differentiation in pytorch. 2017.
- Xipeng Qiu, Tianxiang Sun, Yige Xu, Yunfan Shao, Ning Dai, and Xuanjing Huang. Pre-trained models for natural language processing: A survey. *Science China Technological Sciences*, 63(10): 1872–1897, 2020.
- Alec Radford, Jong Wook Kim, Chris Hallacy, Aditya Ramesh, Gabriel Goh, Sandhini Agarwal, Girish Sastry, Amanda Askell, Pamela Mishkin, Jack Clark, et al. Learning transferable visual models from natural language supervision. In *International conference on machine learning*, pp. 8748–8763. PMLR, 2021.
- Subhankar Roy, Martin Trapp, Andrea Pilzer, Juho Kannala, Nicu Sebe, Elisa Ricci, and Arno Solin. Uncertainty-guided source-free domain adaptation. In *European Conference on Computer Vision*, pp. 537–555. Springer, 2022.
- Ozan Sener and Vladlen Koltun. Multi-task learning as multi-objective optimization. In *Advances in Neural Information Processing Systems*, pp. 525–536, 2018.

- Claude Elwood Shannon. A mathematical theory of communication. *The Bell system technical journal*, 27(3):379–423, 1948.
- Johannes Stallkamp, Marc Schlipsing, Jan Salmen, and Christian Igel. The german traffic sign recognition benchmark: a multi-class classification competition. In *The 2011 international joint conference on neural networks*, pp. 1453–1460. IEEE, 2011.
- Trevor Standley, Amir Zamir, Dawn Chen, Leonidas Guibas, Jitendra Malik, and Silvio Savarese. Which tasks should be learned together in multi-task learning? In *International Conference on Machine Learning*, pp. 9120–9132. PMLR, 2020.
- George Stoica, Daniel Bolya, Jakob Bjorner, Taylor Hearn, and Judy Hoffman. Zipit! merging models from different tasks without training. *arXiv preprint arXiv:2305.03053*, 2023.
- Ximeng Sun, Rameswar Panda, Rogerio Feris, and Kate Saenko. Adashare: Learning what to share for efficient deep multi-task learning. *Advances in Neural Information Processing Systems*, 33: 8728–8740, 2020.
- Simon Vandenhende, Stamatios Georgoulis, Wouter Van Gansbeke, Marc Proesmans, Dengxin Dai, and Luc Van Gool. Multi-task learning for dense prediction tasks: A survey. *IEEE transactions on pattern analysis and machine intelligence*, 44(7):3614–3633, 2021.
- Dequan Wang, Evan Shelhamer, Shaoteng Liu, Bruno Olshausen, and Trevor Darrell. Tent: Fully test-time adaptation by entropy minimization. In *International Conference on Learning Representations*, 2021.
- Hongyi Wang, Mikhail Yurochkin, Yuekai Sun, Dimitris Papailiopoulos, and Yasaman Khazaeni. Federated learning with matched averaging. In *International Conference on Learning Representations*, 2020.
- Mitchell Wortsman, Gabriel Ilharco, Samir Ya Gadre, Rebecca Roelofs, Raphael Gontijo-Lopes, Ari S Morcos, Hongseok Namkoong, Ali Farhadi, Yair Carmon, Simon Kornblith, et al. Model soups: averaging weights of multiple fine-tuned models improves accuracy without increasing inference time. In *International Conference on Machine Learning*, pp. 23965–23998. PMLR, 2022.
- Jianxiong Xiao, Krista A Ehinger, James Hays, Antonio Torralba, and Aude Oliva. Sun database: Exploring a large collection of scene categories. *International Journal of Computer Vision*, 119: 3–22, 2016.
- Prateek Yadav, Derek Tam, Leshem Choshen, Colin Raffel, and Mohit Bansal. Resolving interference when merging models. *Advances in Neural Information Processing Systems*, 2023.
- Enneng Yang, Junwei Pan, Ximei Wang, Haibin Yu, Li Shen, Xihua Chen, Lei Xiao, Jie Jiang, and Guibing Guo. Adatask: A task-aware adaptive learning rate approach to multi-task learning. In *Proceedings of the AAAI Conference on Artificial Intelligence*, volume 37, pp. 10745–10753, 2023.
- Jason Yosinski, Jeff Clune, Yoshua Bengio, and Hod Lipson. How transferable are features in deep neural networks? *Advances in neural information processing systems*, 27, 2014.
- Tianhe Yu, Saurabh Kumar, Abhishek Gupta, Sergey Levine, Karol Hausman, and Chelsea Finn. Gradient surgery for multi-task learning. *Advances in Neural Information Processing Systems*, 33: 5824–5836, 2020.
- Netzer Yuval. Reading digits in natural images with unsupervised feature learning. In *Proceedings of the NIPS Workshop on Deep Learning and Unsupervised Feature Learning*, 2011.
- Jinghan Zhang, Shiqi Chen, Junteng Liu, and Junxian He. Composing parameter-efficient modules with arithmetic operations. *arXiv preprint arXiv:2306.14870*, 2023.

A EXPERIMENT SETTINGS

This section provides a detailed dataset description, baseline description, and training details.

Dataset details. Following Task Arithmetic (Ilharco et al., 2023), Ties-Merging (Yadav et al., 2023), we study multi-task model merging on eight image classification datasets below.

- **SUN397** (Xiao et al., 2016) is a scene classification dataset, which contains images in 397 classes, with a total of 108,754 images, and each class has at least 100 images.
- **Stanford Cars (Cars)** (Krause et al., 2013) is a car classification dataset, which contains 196 classes of cars and a total of 16,185 images. Each class in the training set and test set is divided at a ratio of 1:1.
- **RESISC45** (Cheng et al., 2017) is a remote sensing image scene classification data set. It contains 45 classes of scenes and a total of 31,500 images, of which there are approximately 700 images in each class.
- **EuroSAT** (Helber et al., 2019) is a satellite image classification dataset containing 27,000 labeled and geo-referenced images in 10 classes.
- **SVHN** (Yuval, 2011) is a real-world digital classification data set extracted from house numbers in Google Street View images. There are 10 classes in total. The training set contains 73,257 samples, the test set contains 26,032 samples, and 531,131 additional simple samples can be used as additional training data.
- **GTSRB** (Stallkamp et al., 2011) is a traffic sign classification dataset, which contains 43 classes of traffic signs with a total sample size of more than 50,000.
- **MNIST** (LeCun, 1998) is a benchmark dataset for image classification. It contains grayscale images of handwritten digits in 10 classes. The number of images in the training and test sets is 60,000 and 10,000 respectively. The number of images in each class is balanced.
- **DTD** (Cimpoi et al., 2014) is a texture classification data set, which contains 47 classes, a total of 5,640 images, and each class has approximately 120 images.

Baseline details. Our experiments involve the following seven comparison methods and four variations of our method.

- **Individual** means that each task uses an independent fine-tuned model, which has no interference between tasks, but cannot perform multiple tasks simultaneously.
- **Traditional MTL** collects the original training data of all tasks together to train a multi-task model. It can be used as a reference *upper bound* for model merging work.
- **Weight Averaging** is the simplest method of model merging, which directly averages the parameters of multiple models. It can be used as a *lower bound* for model merging.
- **Fisher Merging** (Matena & Raffel, 2022) calculates the Fisher information matrix (Fisher, 1922) to measure the importance of each parameter when merging models, and model merging is performed according to the guidance of this importance.
- **RegMean** (Jin et al., 2023) imposes a constraint when merging models, that is, the L_2 distance between the merged model and a single model is required to be as small as possible.
- **Task Arithmetic** (Ilharco et al., 2023) first defines the concept of “task vectors” and merges task vectors into a pre-trained model to execute multi-task learning.
- **Ties-Merging** (Yadav et al., 2023) further solves the task conflict problem in Task Arithmetic (Ilharco et al., 2023). It eliminates redundant parameters and resolves symbol conflicts through three steps: Trim, Elect Sign, and Disjoint Merge.
- **Task-wise AdaMerging (Ours)** is based on Task Arithmetic (Ilharco et al., 2023), which uses an unsupervised method to automatically learn the merging coefficient of the task vector in Task Arithmetic.
- **Task-wise AdaMergign++ (Ours)** is based on Ties-Merging (Yadav et al., 2023), which uses an unsupervised approach to learn a merging coefficient for each task vector in Ties-Merging.
- **Layer-wise AdaMerging (Ours)** automatically learns a merging coefficient for each layer of each task vector in Task Arithmetic (Ilharco et al., 2023).
- **Layer-wise AdaMergign++ (Ours)** uses an unsupervised approach to learn a merging coefficient for each layer of each task vector in Ties-Merging (Yadav et al., 2023).

Implementation details. For the seven baseline methods, we follow the experimental settings in Task Arithmetic (Ilharco et al., 2023) and Ties-Merging (Yadav et al., 2023). In our experiments,

the merging coefficient λ of Task Arithmetic and Ties-Merging is set to 0.3 by default. For our four variants, we initialize all coefficients $\{\lambda_k\}_{k=1}^K$ (or $\{\lambda_k^l\}_{k=1, l=1}^{K,L}$) to 0.3 by default before learning and then update them unsupervised. We use an Adam optimizer (Kingma & Ba, 2014) to update the merging coefficients, with the learning rate set to 0.001, the momentum to (0.9, 0.999), and the batch size to 16. Pre-trained models ViT-B/32, ViT-B/16 and ViT-L/14 from CLIP (Radford et al., 2021).

B EXPERIMENT RESULTS

B.1 PERFORMANCE, GENERALIZATION, ROBUSTNESS

Performance. Tab. 5 shows the average accuracy of merging ViT-B/16 on eight tasks. We can observe that: (i) Ties-Merging alleviates the conflict problem of task vectors in Task Arithmetic, thus achieving a 3.2% performance improvement compared to Task Arithmetic. (ii) Our Task-wise AdaMerging and AdaMerging++ automatically learn a merging coefficient for each task vector in Task Arithmetic and Ties-Merging, thus bringing about 2.2% and 1.0% performance improvements, respectively. (iii) Our Layer-wise AdaMerging and AdaMerging++ further adaptively learn a merging coefficient for each layer of each task vector in Task Arithmetic and Ties-Merging, ultimately achieving performance improvements of 11.1% and 8.7%. These results further demonstrate the effectiveness of our AdaMerging scheme in multi-task model merging.

Table 5: Multi-task performance when merging ViT-B/16 models on eight tasks.

Method	SUN397	Cars	RESISC45	EuroSAT	SVHN	GTSRB	MNIST	DTD	Avg Acc
Task Arithmetic (Ilharco et al., 2023)	61.1	65.9	74.0	76.2	88.0	73.9	98.4	53.0	73.8
Ties-Merging (Yadav et al., 2023)	69.1	72.5	80.5	84.0	85.0	71.5	98.1	54.9	77.0
Task-wise AdaMerging (Ours)	64.4	64.2	75.4	86.7	86.3	86.7	97.6	46.9	76.0
Task-wise AdaMerging++ (Ours)	67.8	70.2	79.9	89.2	87.5	79.2	98.3	51.9	78.0
Layer-wise AdaMerging (Ours)	70.2	80.7	81.6	94.8	91.6	95.8	98.5	66.2	84.9
Layer-wise AdaMerging++ (Ours)	71.8	80.8	84.1	94.3	91.9	94.5	98.7	69.8	85.7

Generalization. As shown in Tab. 6, we demonstrate the generalization of Layer-wise AdaMerging under the ViT-B/16 architecture. In the two unseen test tasks of EuroSAT and MNIST (their corresponding task vectors are not merged), our AdaMerging improved the average accuracy by 2.3% compared to Task Arithmetic. On two unseen tasks, RESISC45 and SVHN, the average accuracy increased by 1.1%. This shows that AdaMerging has better generalization properties.

Table 6: Generalization results on two unseen tasks when merging ViT-B/32 models on six tasks.

Method	Seen Tasks							Unseen Tasks		
	SUN397	Cars	RESISC45	DTD	SVHN	GTSRB	Avg Acc	EuroSAT	MNIST	Avg Acc
Task Arithmetic	68.1	73.0	81.6	59.1	89.1	83.8	75.8	43.9	87.5	65.7
AdaMerging (Ours)	69.1	79.3	90.0	66.2	95.2	94.4	82.4	45.9	90.1	68.0

Method	SUN397	Cars	GTSRB	EuroSAT	DTD	MNIST	Average	RESISC45	SVHN	Average
Task Arithmetic	69.0	73.8	81.1	87.6	58.2	98.4	78.0	56.0	67.7	61.8
AdaMerging (Ours)	72.9	81.0	97.1	96.4	66.5	99.2	85.5	52.3	75.6	63.9

Robustness. Tab. 7 shows the robustness test of AdaMerging and Task Arithmetic based on ViT-B/16 on seven corruption test datasets. Fig. 6 shows an example of corruption. We can observe that in the test datasets Motion Blur, Impulse Noise, Gaussian Noise, Pixelate, Spatter, Contrast and JPEG Compression where the distribution drifts, the average accuracy of AdaMerging is 9.9%, 8.2%, 7.8%, 6.8%, 12.4%, 9.5% and 9.7% higher than that of Task Arithmetic, respectively. This shows that our AdaMerging is more robust to test data distribution shifts than Task Arithmetic.

B.2 ANALYSIS EXPERIMENT

Merging Coefficients Visualization. Fig. 7 and Fig. 8 show the merging coefficients of eight task vectors learned by Layer-wise AdaMerging and AdaMerging++ on ViT-B/16 respectively. In addition, Fig. 9 and Fig. 10 show the coefficients learned under ViT-L/14. We can clearly observe that in different layers of different task vectors, the learned merging coefficients are different. Finding the merging coefficients of so many layers through grid search is almost impossible.

Table 7: Robustness results when merging ViT-B/16 models on four tasks.

Method	Clean Test Set					Corruption Test Set (Motion Blur)				
	Cars	EuroSAT	RESISC45	GTSRB	Avg Acc	Cars	EuroSAT	RESISC45	GTSRB	Avg Acc
Task Arithmetic	75.3	96.3	85.3	80.5	84.3	73.5	70.9	83.9	72.2	75.1
AdaMerging (Ours)	83.4	97.2	88.6	97.5	91.7	81.3	75.9	87.4	95.6	85.0

Method	Corruption Test Set (Impulse Noise)					Corruption Test Set (Gaussian Noise)				
	Cars	EuroSAT	RESISC45	GTSRB	Avg Acc	Cars	EuroSAT	RESISC45	GTSRB	Avg Acc
Task Arithmetic	70.4	59.5	75.2	54.0	64.8	72.2	60.8	78.5	51.0	65.6
AdaMerging (Ours)	77.6	42.1	81.9	90.2	73.0	79.1	58.9	81.2	74.5	73.4

Method	Corruption Test Set (Pixelate)					Corruption Test Set (Spatter)				
	Cars	EuroSAT	RESISC45	GTSRB	Avg Acc	Cars	EuroSAT	RESISC45	GTSRB	Avg Acc
Task Arithmetic	03.8	38.0	24.8	71.3	34.5	72.1	58.4	79.9	60.1	67.6
AdaMerging (Ours)	04.1	46.4	23.6	91.3	41.3	79.3	60.9	85.8	93.7	80.0

Method	Corruption Test Set (Contrast)					Corruption Test Set (JPEG Compression)				
	Cars	EuroSAT	RESISC45	GTSRB	Avg Acc	Cars	EuroSAT	RESISC45	GTSRB	Avg Acc
Task Arithmetic	73.4	62.5	81.3	76.9	73.5	75.1	73.1	84.8	64.7	74.4
AdaMerging (Ours)	81.4	68.1	85.8	96.8	83.0	81.9	76.0	87.3	91.0	84.1




Figure 6: An example of corruption data visualization, in which the corruption image generation method refers to [Hendrycks & Dietterich \(2019\)](#).

Visualization of Correlation between Entropy and Loss. As shown in Fig. 11, we analyze the correlation between the entropy and the model’s prediction loss for eight tasks (or datasets). As described in Sec. 3.2.2, in each dataset, we sort the entropy on the test samples from small to large into eleven groups and observe the average loss of sample prediction within each group. We observe that groups with smaller entropy generally have smaller average losses. Therefore, it is reasonable to take entropy minimization as an optimization surrogate objective for loss minimization.

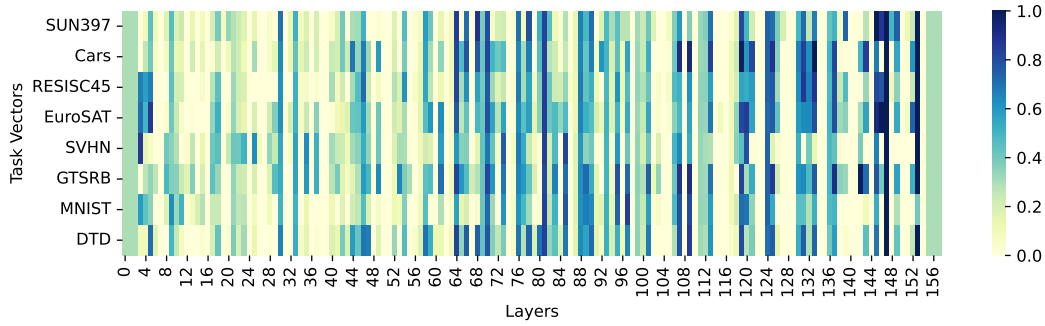


Figure 7: Learned model merging coefficients of **Layer-wise AdaMerging on ViT-B/16**. The k -th row represents the k -th task vector, the l -th column represents the l -th layer, and the intersection point represents the coefficient λ_k^l .

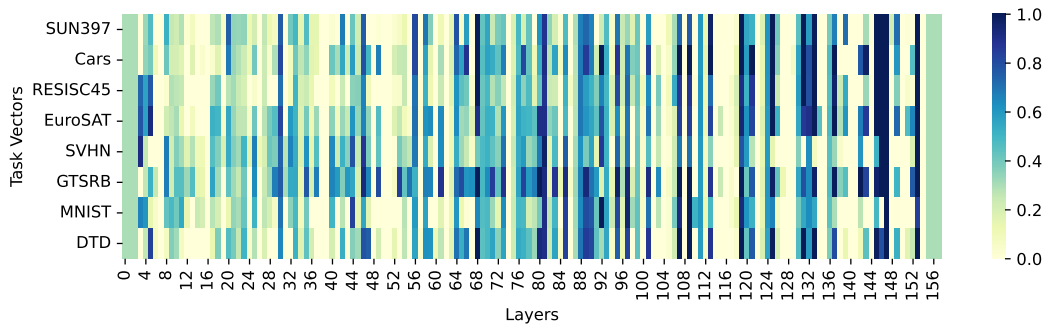


Figure 8: Learned model merging coefficients of **Layer-wise AdaMerging++ on ViT-B/16**. The k -th row represents the k -th task vector, the l -th column represents the l -th layer, and the intersection point represents the coefficient λ_k^l .

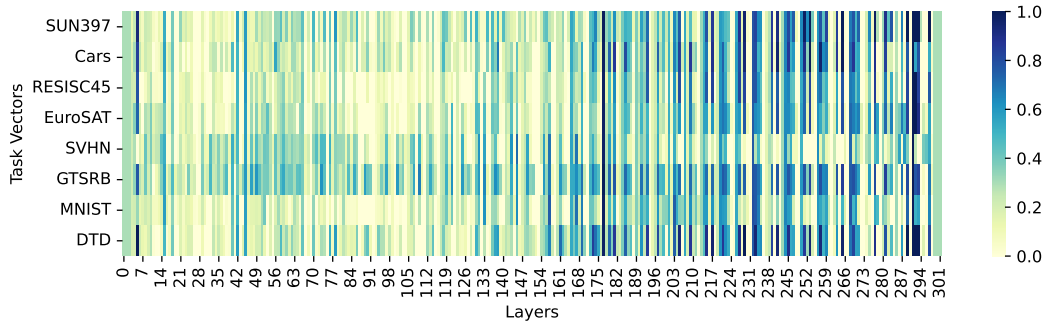


Figure 9: Learned model merging coefficients of **Layer-wise AdaMerging on ViT-L/14**. The k -th row represents the k -th task vector, the l -th column represents the l -th layer, and the intersection point represents the coefficient λ_k^l .

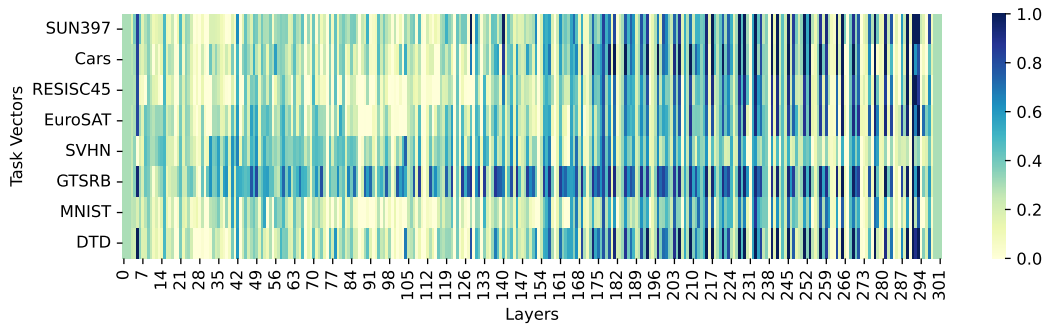


Figure 10: Learned model merging coefficients of **Layer-wise AdaMerging++ on ViT-L/14**. The k -th row represents the k -th task vector, the l -th column represents the l -th layer, and the intersection point represents the coefficient λ_k^l .

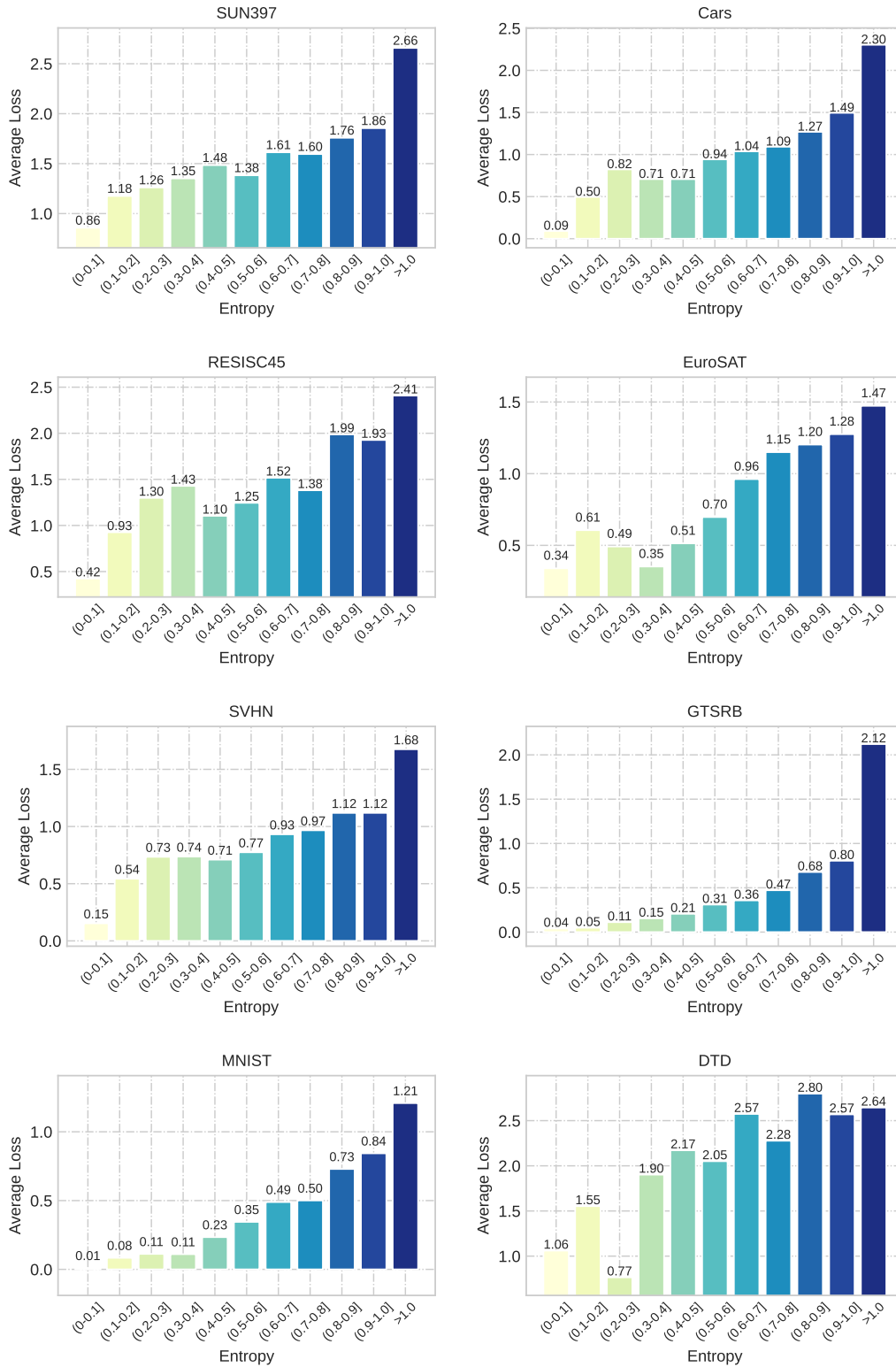


Figure 11: Correlation analysis of *entropy* and *average loss* on eight tasks (or datasets). We can observe that there is a **high positive correlation** between entropy and prediction loss on each dataset.