

Data Transmissions in Blockchain enabled AGVs

Junhan Liu^{1*}

*School of Computer Science
University of Nottingham
Nottingham, UK
scyjl15@nottingham.ac.uk*

Shile Liu^{1*}

*School of Computer Science
University of Nottingham
Nottingham, UK
scysl8@nottingham.ac.uk*

Chenming Xu²

*School of Computer Science
University of Nottingham
Nottingham, UK
scycx1@nottingham.ac.uk*

Yuchen Yan³

*School of Computer Science
University of Nottingham, Ningbo China
Ningbo, China
scyyy4@nottingham.edu.cn*

Abstract—Automated Guided Vehicles (AGVs) operate in synergy to execute specific tasks. These vehicles exchange information to ensure seamless collaboration, prevent collisions, and eliminate task redundancy. The advent of blockchain technology offers a promising avenue for establishing a secure and dependable communication infrastructure for AGVs. Nonetheless, it becomes imperative for AGVs to adopt efficient data transmission methodologies, especially when interacting with the dynamic nature of blockchain infrastructure where data undergoes frequent modifications.

In the present study, we introduce a novel data transmission methodology tailored for blockchain-integrated AGVs utilizing the principles of Named Data Networking (NDN). A simulated environment was crafted and executed in NetSim, wherein multiple AGVs collaboratively endeavored to locate concealed objectives within a defined region. Upon discovery of novel elements, such as obstructions or concealed objectives, each AGV would update a collective blockchain repository. This blockchain infrastructure leverages NDN to fetch specific data blocks in response to data queries from individual AGVs. This system ensures that AGVs can navigate and scrutinize their environment with heightened efficiency, drawing upon the collective intelligence and shared experiences of the fleet.

I. INTRODUCTION

Nowadays, with the rapid development of society, some equipment is required in many large tasks to help people complete them. Automated Guided Vehicles (AGVs) play a significant role in manufacturing, transportation, and other areas. AGVs are usually linked and communicate to share their data which help to avoid collision or overlapping. They work collaboratively in a great efficient way. Therefore, the way information is transmitted between them is particularly important.

Blockchain applications are gaining in popularity currently. We can see them in various technology fields. These include cryptocurrencies (e.g., Bitcoin) and smart contracts. Furthermore, blockchain technology is being promoted by global industry organizations, research institutions, universities, and businesses in a variety of fields, including financial services, cloud computing, Internet of Things, and big data [1].

Named Data Networking (NDN) is a type of networking that focuses on data. Unlike TCP/IP, NDN enables retrieval

of content based on its name rather than its location. Furthermore, NDN caches content in network routers so that content requests can be fulfilled in the network, considerably lowering content delivery delays [1].

Typical blockchain was created for TCP/IP [1], which requires a node to encapsulate the same data into a packet and deliver it to each of the N nodes separately, resulting in redundant data transfer. NDN employs in-network caching, which can aid in the optimization of blockchain application transmission. Named Data Networking (NDN) is expected to replace IP-based communication [2]. It's a content-based protocol and it's integrated the security mechanisms to protect the content [3].

In this paper, a data transmission approach is proposed for Blockchain-connected AGVs based on Named data networking (NDN). An application scenario is designed and implemented in NetSim where several AGVs work collaboratively to find hidden targets in a particular area. This area is designed as a Manhattan model, which consists of blocks. Each AGV can move bi-directionally on each side of blocks. In this scenario, AGVs find routes and explore the environment (e.g., buildings, obstacles, and hidden targets) and update a shared blockchain once anything new (e.g., obstacles and hidden targets) is explored. The data from each AGV is stored on the blockchain one by one and forms a messy blockchain which contains data block based on the time order. The blockchain uses a NDN to access a data block when data requests from an AGV is received.

The main contributions of this paper are the following:

- Propose a data transmission approach for Blockchain-connected AGVs based on Named data networking (NDN).
- Implement the NDN on blockchain which finds link the block according to NDN.
- Design and implement an application scenario in NetSim that several AGVs work collaboratively to find hidden targets in a particular area.

This paper is organized as follows: Section II reviews blockchain technology, Named Data Networking (NDN), Au-

¹ These authors contributed equally to this work and should be considered co-first authors.

Automatic Guided Vehicle (AGV), and highlights the existing drawbacks and advances. Section III explains the methodology on how to simulate the scenario regrading data transmissions between Auto Guided vehicles using Netsim Network emulator and Python code. Section IV presents the limitations when using Netsim for simulation. Section V presents the simulation results from three aspects: Packet Transmission, Power Consumption, Latency and others. The performance of NDN is compared with AODV. Section VI discusses the comparing results between NDN and AODV to highlight NDN has a better performance than AODV in our simulation. Section VII summarizes the data transmission approach proposed and the application scenario design. This part also outlines the existing challenges and limitations of this research that should be addressed in further work.

II. LITERATURE REVIEW

The origin of blockchain technology is a result of the popularity of Bitcoin, and the Bitcoin system is the first instance of blockchain technology. A blockchain initially referred to chains connecting blocks of cryptocurrencies. Each cryptographically secured block includes transaction information, a timestamp, and a cryptographic hash of the one before it [4]. Based on the design of block chain, this technology has two major features: (a) Immutable, once a certain scale is formed in the network node, the data of block chain is difficult to be changed, which greatly guarantees the security of the data [5]. The conventional covert network that depends on a third-party node is attackable. The identifying information of the communication party is unstable, and the data are easily altered [6]. Decentralization and tamper resistance are features of blockchain that can be used to tackle the aforementioned issues. (b) Distributed, or decentralized, means that each user of the blockchain has access to the database's contents and independently verify the relevant data without the aid of a third party [7]. Therefore, blockchain technology ensures data security while accelerating data processing, such as transaction speed. Meanwhile, all information is transparent and traceable in this system. This technology is thus anticipated to ignite the commercial and industrial revolution and advance global economic change [8].

Data storage management tends to be distributed as the amount of information in the internet of things grows, which causes issues like difficult data cooperation and interaction between sites, low communication efficiency, and poor reliability [9]. Blockchain communication provides a solution for the storage, verification, transmission and exchange of distributed data [9] based on its properties of non-tampering, non-counterfeiting, decentralization, traceability, undeniable, anonymous, programmable, node information synchronization and so on [10].

Especially when it comes to solutions for communication between moving vehicles, more and more research is leaning toward using blockchain technology to make breakthroughs. For example, enabling secure and reliable vehicle-to-vehicle communication becomes a very difficult task when you take

into account the extremely dynamic nature of the driving environment and the delay-sensitive wireless channel [11]. However, using blockchain technology, a high level of trust management can be achieved for group on-board wireless communication. It is possible to prohibit untrusted vehicles from taking part in communications by using blockchain to store real-time information about relaying, transmitting, and receiving vehicles as well as by analyzing and validating the information [11]. In the implementation of autonomous vehicles, blockchain communication technology can also be combined with machine learning technology. For efficient and privacy-aware vehicular communication networking, Shiva Raj Pokhrel and Jinho Choi proposed an autonomous blockchain-based federated learning (BFL) system, in which local on-vehicle machine learning (oVML) model updates are distributedly exchanged and verified. By employing the blockchain's consensus mechanism, BFL makes it possible for oVML to function without the use of centralized training data or coordination [12].

Named Data Networking (NDN) has been proposed to address the current demand for a content-centric networking infrastructure where data hosts are less essential. Users can float a data request via NDN without being aware of the hosting entity [13]. The identification of contents by name is the fundamental aspect of NDN. This trait allows for the separation of the identification of the content from its actual location. Additionally, this trait offers the ability to cache and widely distribute content around the network. In other words, after the data has been identified by NDN using a hierarchical name, the on-path cache can be used to increase the effectiveness of data retrieval [14]. A significant potential to address some of the unresolved problems of IP-based vehicular ad hoc networks (VANET) is provided by named data networking (NDN). Better control of VANET properties is made possible by the fundamental NDN features including name-based routing, in-network caching, and built-in data security (e.g., the high mobility, link intermittency, and dynamic topology) [15].

An automatic guided vehicle (AGV) is a transport vehicle with electromagnetic or optical automatic navigation systems that may follow a predetermined navigational course and perform a variety of load shifting and safety-related tasks. In the workshop, warehouse, and for industrial production, this type of transport vehicle is used to convey items. For example, a huge number of automated guided vehicles (AGVs) are needed for the automation of manufacturing and supply chain management in order to handle the materials and enable smart warehouses or factories [16]. Due to its flexibility and automaticity, AGV is becoming more and more popular with major industries as the fourth Industrial Revolution progresses. Flexible manufacturing systems (FMS) are seeing an increase in demand for automated guided vehicles (AGVs) [17].

AGV route planning has become a problem of our concern because contemporary factories may contain a high number of AGVs. For many AGV firms, the issue of conflict-free routing and scheduling of automated guided vehicles (AGVs) in large-

scale industrial systems has been a constant concern. The AGV producers and operators want these systems to perform better in terms of higher throughput and lower operating expenses [18]. It is important to use optimization algorithms that handle order allocation, scheduling, and routing in a more efficient manner due to the rising demand for high-performance AGV solutions. Artificial intelligence (AI)-based approaches, simulation studies, metaheuristic techniques, and accurate and heuristic mathematical methods are some of the common optimization methodologies for scheduling and routing of AGVs [17].

Some of the studies on AGV scheduling problems are listed below: (a) A motion planner and scheduler are integrated in a flexible manufacturing system (FMS) to plan and schedule automated guided vehicles (AGVs), enabling each AGV to update its target resource during navigation in order to finish the delivered product [19]. (b) In the research of Xinyu Chen et al., a hierarchical motion coordination system based on event-triggered colored elementary net (ETCEN) was initially introduced to coordinate AGVs in real time regardless of the system's scale and to account for the case of active and passive deadlocks in the system [20]. (c) In the use of mathematical methods, the Ant-agent optimized by repulsive potential field (Rf-Ant-agent) is used in one research to create an efficient routing for multi-AGV by combining centralized control with decentralized control [21]. (d) Path planning is carried out for AGV by way of server, and the initial path of each task assigned to each AGV trolley is determined by the improved Dijkstra algorithm. The server detects potential conflicts by comparing the ID of each workstation in each route with the corresponding time window [22]. (e) Tatsushi Nishi and Yuki Tanaka provide a Petri net decomposition approach for simultaneous dispatching and conflict-free routing in dynamic situations for bidirectional automated guided vehicle (AGV) systems. When transportation requests are submitted, static issues for identifying near-optimal dispatching and conflict-free routing are solved to answer the dynamic problem. The static problem is transformed into a timed Petri net optimal firing sequence problem. To solve the problem efficiently, a Petri net decomposition approach is used. The algorithm divides the entire Petri net into task and AGV subnets. To find a solution for all subnets, the penalty function method is employed. To ensure the feasibility and quality of the solution, the suggested methodology includes a deadlock avoidance method. Computational results show that their suggested strategy, when combined with a deadlock avoidance algorithm, efficiently maximizes throughput in dynamic scenarios [23].

In our research, we combine blockchain technology with NDN technology for data transmission between AGVs, and in this way attempting to select the best route through the result of AGV communication. This is a direction that has not been explored in previous research on AGV route scheduling, and we firmly think that the logic of route planning depends on the design of a superior AGV communication system.

III. EXPERIMENT METHODOLOGY

In this part, the method on how to simulate the scenario regrading data transmissions between Auto Guided vehicles using Netsim Network emulator and Python code will be explained in detail. As a matter of fact, the actual application of wireless information transmissions in real life is very complex and may be affected by many environmental factors, which are sorted as static, dynamic, non-linear, or linear such as temperature, pressure, filter stability, and other conditions. [24] Therefore, the range of valid transmission range is limited due to these physical factors that affect the quality and result of sending and receiving data. In this simulation, the implementation of Named Data Networking protocol that mainly focuses on content-based communication enables Auto Guided Vehicles to interact with some vehicles beyond the transmission range. Moreover, the simple version of Block chain model in this simulation offers us with a better approach to establish a decentralized and discrete system without any authority in an unstable network. Therefore, our simulations are used to analyze and evaluate the efficiency and performance of the data transmissions between AGVs in terms of several aspects such as the delay of time, the amount of jitter, the portion of packets received over packets sent and the ratio of received payloads over send payloads.

A. Emulator

Netsim [25] is a network emulator platform which is built up in C source code and allows users to choose preinstalled scenarios and modify the source code to structure custom models. Users can design new protocols and technologies, test the designs of realistic scenarios. Furthermore, there are many external interfaces connected to SUMO and Wireshark so that a model of vehicles can be built successfully, grid-based road using Manhattan model and capture the content contained in packets sent by these vehicles. Therefore, it was chosen for simulate data transmission in blockchain enabled Auto Guided Vehicles.

B. Model of Road and Vehicle

The figure 1 illustrates the basic concept of how the roads and vehicles model are built. The width of Manhattan Mesh is 1700 meters, and the length is 1800 meters. There are many small sub. The width of two-way single lane is about 10 meters. This model is built by using SUMO (Simulation of Urban Mobility). [26] Every vehicle in this model has a unique id number and unique name. They locate in different places in this road net. The route of each vehicle is manually assigned before each experiment rather than being generating in the process of moving. The speed for all vehicles is limited under 6 meters per second in order to simulate the scenario of Auto Guided Vehicles in real life. The hidden targets are generated in forms of 15 random coordinates which are strictly locates in the road instead of locating in blank area inside the road square in outside python code. If one vehicle passes the coordinates of the hidden targets, it will be considered as finding hidden targets. The obstacles are implemented by

removing a part road from one side of the road square, so the vehicles cannot go through.

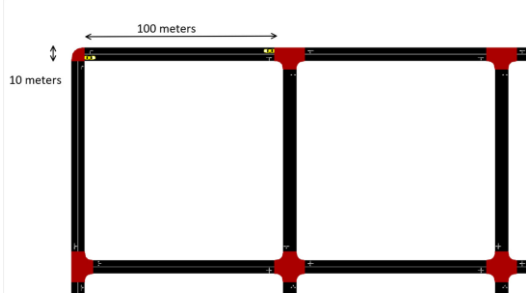


Fig. 1. Manhattan grid mobility model

C. Blockchain Simulation

A simple version of Blockchain is built by eliminating some components such as work proof, mining, and target bits in a block. Only keep some necessary parts are kept to ensure the security and correctness during the process of data transmission. As shown in the figure 2, each Auto Guided Vehicle has memory which is used to store its own blockchain and the memory can be stored in cloud server or vehicle’s local memory. In this experiment, the memory for blockchain is assumed to be stored in each vehicle instead of in cloud. This method of storage helps to implements decentralization and distribution because all information collected by AGVs are separated rather than being saved in one place. Each vehicle’s blockchain contains data such as its historical speed, position, and direction at every time point. One blockchain of a vehicle is encapsulated as a Class called “BlockChain” in Python and it can be stored in a JSON file by means of a function “storeBlockChain” defined within the class. Therefore, this JSON file can be considered as the memory of blockchain. When it comes to the double linked list, a type of double linked list is designed link to all Auto Guided Vehicles’ blockchains together. The double linked list is also defined as a class in Python. Each node of this double linked list consists of three parts: pointer to previous node, pointer to next node and pointer to one blockchain. Blockchain is a critical part in this research because it can keep the data secure with the help of encryption algorithm and organize the collected data in a sequential order like a list, which reduces the risk of maliciously modifying the data.

As for the block that constitutes the blockchain, it can be divided into 5 parts as shown in figure 3. Hash value of each block is generated by using SHA256 algorithm to encrypt a string of all its attributes and values. SHA256 is a hash function that implements encrypting the substance of a message and can be used for both data integrity and digital certificates. The result of the SHA256 algorithm is a 256-bit message digest of the input, which accepts as input any message smaller than 264 bits [27]. The previous hash represents the hash value of previous block. When a new block is added to the blockchain, its previous hash must be

equal to the current last block’s hash value. If they are not equal, the action will be considered as invalid, and the new node cannot be added to existing blockchain. If the block is the first block of the chain (genius block), the value of attribute previous block will be a string of “0”. Once the blockchain is created, the genius block will automatically be generated, and this block will not contain any concrete data. When it comes to the attribute named index, it indicates sequence number of the block. The number starts from 0 (genius block) and automatically increased by 1 when one new block is added to the chain. Timestamp is the current time of an event which is recorded by a computer. Timestamp can enhance our capabilities of keeping tracks of Auto Guided Vehicles’ mobility and states at different time. Furthermore, the attribute named data contains id number, speed, coordinate and direction of a vehicle at one time in form of string. The source code of Netsim is modified according to the tutorial provided by Netsim support team [28], so that the content of the packets sent by vehicles contains information such as timestamp, id number, speed, coordinate and direction. In the process of simulation, all packets can be captured by Wireshark and stored in many PCAP files classified by vehicle’s id number in real time. One vehicle will have only one corresponding PCAP file that contains all packets sent by it during the whole simulation. These PCAP files are analyzed and only the valid data will be kept. Then, collected data is processed and every piece of data is transferred into two strings in particular format. After that, these two strings were stored in timestamp and data attributes of one block respectively. Finally, all information of one vehicle is saved in one related blockchain in this experiment.

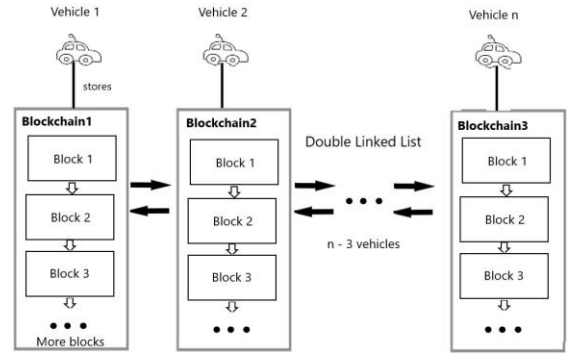


Fig. 2. Blockchain model

D. Protocol Simulation

In this experiment, two different kinds of communication protocols are applied to each AGVs, which are Named Data Network(NDN) protocol and Ad hoc On-Demand Distance Vector(AODV) protocol. NDN protocol is the experiment group for the simulation and AODV protocol is the control group. The target is to analyze whether NDN protocol will

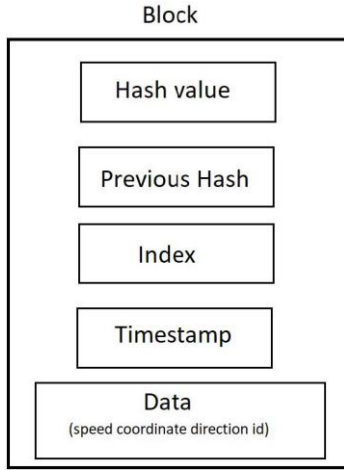


Fig. 3. Block model

perform better than AODV one in the same experiment environment as explained before. The results of two experiments will be compared where the only difference between them is the communication protocol of each vehicle and all other parameters are controlled the same. The experiment time for both two groups are the same, and for each second, each AGV sends a data packet. All vehicles are connected in a decentralized Ad Hoc network, every AGV can be regarded as router that is able to send and receive message. The Netsim simulator provides the pre-defined AODV protocol for each vehicle. As for the NDN protocol, Netsim simulator does not offer such kind of communication protocol in its library. Therefore, another similar point to point network protocol is modified by customizing the content of its sent packets to simulate how NDN enabled AGV works during the process of experiment. The Fig4 shows the experiment mode for NDN protocol, the green line represents the communication link between two vehicles, which is point-point. The Fig5 portrays the scenario for AODV model, and the purple line means the communication ways between AGVs are based on broadcast.

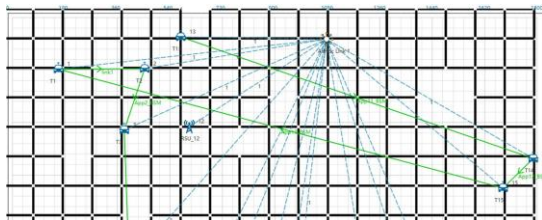


Fig. 4. NDN model

IV. LIMITATION

Because Netsim simulator did not provide a predefined NDN protocol, another point-to-point communication protocol that is like NDN was found to replace NDN. Additionally, all vehicles' routes are fixed and all of them are defined before the

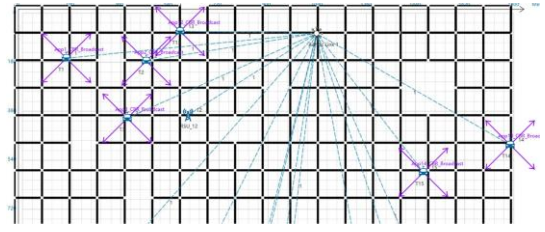


Fig. 5. AODV model

experiment. When a vehicle receives a packet sent by another vehicle, the route of it will not be changed accordingly, which means that the running route of AGVs are not self-adaptation. All above are two limitations in this experiment.

V. RESULT

In this part, two sets of data collected from the above simulations. 14 Auto Guided Vehicles and 2 RSU are built in the model and data collected from these components are recorded. Some differences between the two sets of data are analyzed in this part. To avoid the limitation of the simulation, 14 AGVs are at the same position and the only difference is the communication protocol between AGVs.

A. Packet Transmission

The packet transmission amount between NDN model and AODV model are the same and the gap, 0.105%, between the two models can be regarded as an error. The packet error rate and collide rate are the same as the transmitted packet displayed. This result demonstrates that the total data transferred between AGVs and RSUs are the same under NDN protocol and AODV protocol. Packet error rate and collide rate are mainly affected by the electrical characteristics of components, like the bandwidth of data transmission, in this model and this gets reflected in the results.

Link ID	Link Throughput Plot	Packets Transmitted		Packets Errored		Packets Collided		Bytes Transmitted(bytes)	Payload Transmitted(bytes)	Overhead Transmitted(bytes)
		Data	Control	Data	Control	Data	Control			
All	NA	1188883	0	14	0	668560	0	1818613224	758651140	1056962084

Fig. 6. NDN Link Metrics

Link ID	Link Throughput Plot	Packets Transmitted		Packets Errored		Packets Collided		Bytes Transmitted(bytes)	Payload Transmitted(bytes)	Overhead Transmitted(bytes)
		Data	Control	Data	Control	Data	Control			
All	NA	1187823	0	19	0	667295	0	1814687944	758651140	1056962084

Fig. 7. AODV Link Metrics

In the two charts Figure 8 and Figure 9, packet transmission between AGVs and the throughput rate of packets are measured. For each AGV in the model, data transmission and throughput rate act differently under NDN and AODV protocols. Compared to AODV protocol, data packet transmission and throughput rate under NDN protocol is higher in the chart, packet transmission shows a difference up to 15% in the two charts.



Fig. 8. Data Transmission of AGVs

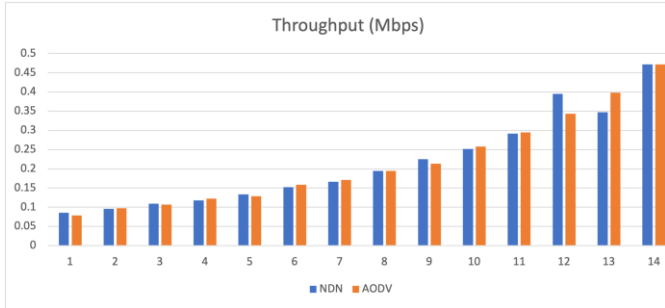


Fig. 9. Throughput of AGVs

B. Power Consumption

14 AGVs (Shown as ‘Tn’ in the two table below) and 2 RSUs (Shown as ‘RSU n’ in the two table below) are working to transmit data packets. The power consumptions of these devices are measured and recorded in the tables below. In both two situation, 14 AGVs and 2 RSUs are all consuming the same amount energy. In the comparison between the same AGVs under different communication protocol, no difference displayed. In the whole process these devices are set to be on in the whole simulation and the total time of simulation is fixed, therefore all the devices get a same power consumption in the simulation.

Device Name	Initial energy(mJ)	Consumed energy(mJ)	Remaining Energy(mJ)	Transmitting energy(mJ)	Receiving energy(mJ)	Life energy(mJ)	Sleep energy(mJ)
T1	6480.000000	6915.550986	0.000000	677.459197	4417.155784	1820.905099	0.000000
T2	6480.000000	6915.555129	0.000000	726.124789	4367.818945	1822.111396	0.000000
T3	6480.000000	6916.047840	0.000000	750.211862	4342.527257	1823.308521	0.000000
T4	6480.000000	6916.035682	0.000000	744.375681	4348.042491	1823.017490	0.000000
T5	6480.000000	6916.035682	0.000000	736.684233	4357.033161	1822.318268	0.000000
T6	6480.000000	6916.035682	0.000000	744.245317	4348.784706	1823.005639	0.000000
T7	6480.000000	6916.035682	0.000000	736.684233	4357.033161	1822.318268	0.000000
T8	6480.000000	6916.041588	0.000000	748.677677	4344.056436	1823.307474	0.000000
T9	6480.000000	6916.035682	0.000000	736.639696	4354.899640	1822.496038	0.000000
T10	6480.000000	6916.035682	0.000000	746.461497	4346.367055	1823.207110	0.000000
T11	6480.000000	6916.035682	0.000000	746.200770	4346.051405	1823.183407	0.000000
RSU_12	6480.000000	6911.482908	0.000000	0.000000	5107.452174	1804.030734	0.000000
T13	6480.000000	6916.065733	0.000000	754.636007	4338.119900	1823.311126	0.000000
T14	6480.000000	6916.035682	0.000000	738.248596	4355.326584	1822.460482	0.000000
T15	6480.000000	6916.035682	0.000000	744.796771	4348.215847	1823.053044	0.000000
RSU_16	6480.000000	6911.482908	0.000000	0.000000	5107.452174	1804.030734	0.000000

Fig. 10. NDN Power Consumption

Figure 12 shows the power consumption of each AGV and RSU, 14 AGVs (number 1 – 11, 13 – 15) and 2 RSUs (number 12 and 16) are working to transmit data packets. The power consumptions of these devices are measured and recorded

Device Name	Initial energy(mJ)	Consumed energy(mJ)	Remaining Energy(mJ)	Transmitting energy(mJ)	Receiving energy(mJ)	Life energy(mJ)	Sleep energy(mJ)
T1	6480.000000	6915.550882	0.000000	676.456289	4418.198504	1820.905099	0.000000
T2	6480.000000	6915.861117	0.000000	727.329875	4366.419334	1822.111907	0.000000
T3	6480.000000	6916.053687	0.000000	752.067128	4340.677185	1823.309354	0.000000
T4	6480.000000	6916.035714	0.000000	743.072048	4350.064638	1822.899030	0.000000
T5	6480.000000	6916.035714	0.000000	738.839686	4354.899640	1822.496088	0.000000
T6	6480.000000	6916.035714	0.000000	744.375681	4348.042491	1823.017542	0.000000
T7	6480.000000	6916.035714	0.000000	737.075324	4356.606517	1822.353873	0.000000
T8	6480.000000	6916.035714	0.000000	746.591061	4349.224840	1823.219013	0.000000
T9	6480.000000	6916.035714	0.000000	736.423506	4357.317590	1822.294617	0.000000
T10	6480.000000	6916.035714	0.000000	745.288226	4347.646988	1823.100500	0.000000
T11	6480.000000	6916.035714	0.000000	740.986229	4352.340074	1822.706410	0.000000
RSU_12	6480.000000	6911.482920	0.000000	0.000000	5107.452080	1804.030841	0.000000
T13	6480.000000	6916.059771	0.000000	752.639337	4340.109606	1823.310828	0.000000
T14	6480.000000	6916.035714	0.000000	736.162779	4357.602020	1822.270914	0.000000
T15	6480.000000	6916.035714	0.000000	744.636408	4348.358061	1823.041244	0.000000
RSU_16	6480.000000	6911.482920	0.000000	0.000000	5107.452080	1804.030841	0.000000

Fig. 11. AODV Power Consumption

in the tables above. In the chart, two RSUs consume lower power due to no transmitting energy cost in the process. In the simulation under two protocols, the power consumption under of each AGVs show less difference than the packet transmission.

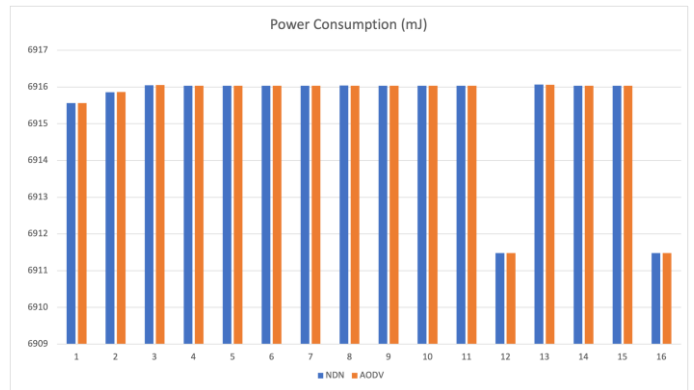


Fig. 12. Power consumption of each AGV and RSU

C. Latency and others

In the simulation we cannot measure the latency directly. The transmission latency is related to the transmission speed and the data frame length. In the simulation, the content of data is predefined. In table 5 and 6, the frame amount sent and received by AGVs and RSUs are same. Data transmission speed is defined by the electrical characteristics of these device. Therefore, the latency of data transmission under two different communication protocol are displayed.

In the Figure 13, transmission delay of 14 AGVs are listed. For the initiated AGV number 1 (shown as 1 in the chart), the transmission delay can be lower. Other AGVs in the simulation behave differently and present different results of Delay.

VI. DISCUSSION

The result shows some difference between NDN and AODV protocol. In the aspects of packet transmission, throughput rate and transmission delay, NDN is better than AODV. In the power consumption measurement, the difference of communication between these two protocols are not obvious than the aspects mentioned at the beginning of the discussion. The results are close to the research on AGV communication.

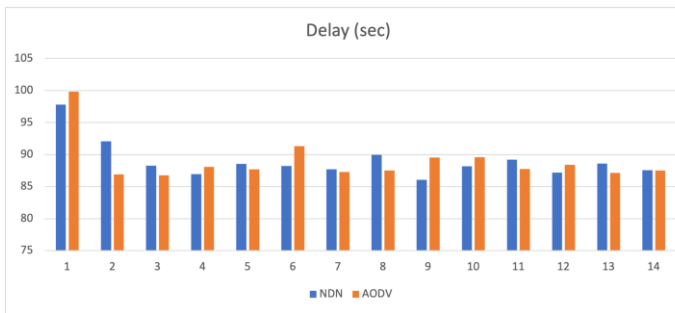


Fig. 13. Transmission delay of each AGV

In the simulation, all the communication nodes in the model are turned on in the whole simulation process. Idle power consumption of each communication node is much higher than the power used for data transmitting and receiving. This could be one reason for the difference between AODV and NDN in power consumption.

Also, for the simulation, we can only set a pure network only contains AGVs and RSUs. If adapting the model into reality, more devices will be added to the network. In this case, the advantage of using NDN protocol will reveal, for the “name tag” used by NDN protocol when compared to the IP address used by AODV.

VII. CONCLUSION

In this work, a named data networking (NDN) based data transmission strategy for Blockchain-connected AGVs is provided. Create and put into action an application scenario where numerous AGVs cooperate to uncover hidden hidden targets. In this scenario, AGVs discover paths and investigate their surroundings (such as buildings, obstacles, and hidden targets), updating a shared blockchain whenever anything new is discovered (such as obstacles and hidden targets). Each AGV’s data is individually saved on the blockchain, creating a disorganized blockchain with data blocks organized according to temporal order. When an AGV asks data from the blockchain, the blockchain utilizes an NDN to access a data block.

The outcome reveals some variations between the NDN and AODV protocols. NDN outperforms AODV in terms of packet transfer, throughput rate, and transmission delay. The differences in communication between these two protocols are less clear in terms of power consumption measurement.

In the simulation, the entire process is idealized. As the limitation in the methodology part mentioned, several aspects may affect the result cannot be adapted into the simulation due to the limitation of the simulator. Some features of NDN may not be able to demonstrate in the simulator. Therefore, in future work, we may consider change a simulator to make the simulation of NDN more real and accurate.

In the next research, the model can be upgraded to a higher level. In the model, more devices like mobile phones, which are connected to the network but do not involve directly into the communication between AGVs, can be added. Also the

scale of model can be upgraded (to 32, 64, 128 AGVs or more) , in case that the model can be more similar to the reality.

REFERENCES

- [1] Guo, Jiang & Wang, Miao & Chen, Bo & Yu, Shucheng & Zhang, Hanwen & Zhang, Yujun. (2019). Enabling Blockchain Applications Over Named Data Networking. 10.1109/ICC.2019.8761919.
- [2] Fuzzy Logic-based Efficient Interest Forwarding (FLEIF) in Named Data Networking Qureshi Z., Shah P.A., ul Hasan N., Yasmin S., Aadil F., Khan M.F., Nam Y., Shehzad S.F.(2019) Transactions on Emerging Telecommunications Technologies, 30 (9) , art. no. e3577
- [3] Interest Flooding Attacks in Named Data Networking: Survey of Existing Solutions, Open Issues, Requirements and Future Directions-Benmoussa, Ahmed; Kerrache, Chaker Abdelaziz; Lagraa, Nasreddine ; Mastorakis, Spyridon ; Lakas, Abderrahmane ; Tahari, Abdou el KarimIthaca: Cornell University Library, arXiv.org, ACM computing surveys, 2022
- [4] A. Narayanan, J. Bonneau, E. Felten, A. Miller, and S. Goldfeder, Bitcoin and cryptocurrency technologies: a comprehensive introduction. Princeton University Press, 2016.
- [5] V. Chang, P. Baudier, H. Zhang, Q. Xu, J. Zhang, and M. Arami, "How Blockchain can impact financial services–The overview, challenges and recommendations from expert interviewees," Technological forecasting and social change, vol. 158, p. 120166, 2020.
- [6] L. Zhang, Z. Zhang, W. Wang, Z. Jin, Y. Su, and H. Chen, "Research on a covert communication model realized by using smart contracts in blockchain environment," IEEE Systems Journal, 2021.
- [7] A. Tapscott and D. Tapscott, "How blockchain is changing finance," Harvard Business Review, vol. 1, no. 9, pp. 2-5, 2017.
- [8] S. Underwood, "Blockchain beyond bitcoin," Communications of the ACM, vol. 59, no. 11, pp. 15-17, 2016.
- [9] J. Zhang, "Interaction design research based on large data rule mining and blockchain communication technology," Soft Computing, vol. 24, no. 21, pp. 16593-16604, 2020.
- [10] W. SHE, L. HUO, and Z. TIAN, "Blockchain covert communication model for plain text information hiding," Computer Science, vol. 49, no. 1, pp. 345-352, 2022.
- [11] E. M. Ghourab, M. Azab, and N. Ezzeldin, "Blockchain-Guided Dynamic Best-Relay Selection for Trustworthy Vehicular Communication," IEEE Transactions on Intelligent Transportation Systems, 2021.
- [12] S. R. Pokhrel and J. Choi, "Federated learning with blockchain for autonomous vehicles: Analysis and design challenges," IEEE Transactions on Communications, vol. 68, no. 8, pp. 4734-4746, 2020.
- [13] D. Saxena, V. Raychoudhury, N. Suri, C. Becker, and J. Cao, "Named data networking: a survey," Computer Science Review, vol. 19, pp. 15-55, 2016.
- [14] Z. Yan, S. Zeadally, S. Zhang, R. Guo, and Y. J. Park, "Distributed mobility management in named data networking," Wireless Communications and Mobile Computing, vol. 16, no. 13, pp. 1773-1783, 2016.
- [15] E. T. da Silva, A. L. D. Costa, and J. M. H. de Macedo, "On the realization of VANET using named data networking: On improvement of VANET using NDN-based routing, caching, and security," International Journal of Communication Systems, p. e5348, 2022.
- [16] B. Kehoe, S. Patil, P. Abbeel, and K. Goldberg, "A survey of research on cloud robotics and automation," IEEE Transactions on automation science and engineering, vol. 12, no. 2, pp. 398-409, 2015.
- [17] S. Riazi, K. Bengtsson, and B. Lennartson, "Energy optimization of large-scale AGV systems," IEEE Transactions on automation science and engineering, vol. 18, no. 2, pp. 638-649, 2020.
- [18] S. Riazi and B. Lennartson, "Using CP/SMT solvers for scheduling and routing of AGVs," IEEE Transactions on Automation Science and Engineering, vol. 18, no. 1, pp. 218-229, 2020.
- [19] G. Demesure, M. Defoort, A. Bekrar, D. Trentesaux, and M. Djemai, "Decentralized motion planning and scheduling of AGVs in an FMS," IEEE Transactions on Industrial Informatics, vol. 14, no. 4, pp. 1744- 1752, 2017.
- [20] X. Chen, Z. Xing, L. Feng, T. Zhang, W. Wu, and R. Hu, "An ETCEN-Based Motion Coordination Strategy Avoiding Active and Passive Deadlocks for Multi-AGV System," IEEE Transactions on Automation Science and Engineering, 2022.

- [21] J. Chen, X. Zhang, X. Peng, D. Xu, and J. Peng, "Efficient routing for multi-AGV based on optimized Ant-agent," *Computers & Industrial Engineering*, vol. 167, p. 108042, 2022.
- [22] Z. Zhang, Q. Guo, J. Chen, and P. Yuan, "Collision-free route planning for multiple AGVs in an automated warehouse based on collision classification," *IEEE Access*, vol. 6, pp. 26022-26035, 2018.
- [23] T. Nishi and Y. Tanaka, "Petri net decomposition approach for dispatching and conflict-free routing of bidirectional automated guided vehicle systems," *IEEE Transactions on Systems, Man, and Cybernetics-Part A: Systems and Humans*, vol. 42, no. 5, pp. 1230-1243, 2012.
- [24] S. V. Kartalopoulos, "Factors affecting the signal quality in optical data transmission and estimation method for BER and SNR," *International Conference on Information Technology: Coding and Computing, 2004. Proceedings. ITCC 2004.*, 2004, pp. 615-619 Vol.2, doi: 10.1109/ITCC.2004.1286721.
- [25] Netsim (December, 2021) Netsim V13.1 [Online] Available: <https://www.tetcos.com/>
- [26] D Rachmawati, J T Tarigan and A B C Ginting(2018), "A comparative study of Message Digest 5(MD5) and SHA256 algorithm", *Journal of Physics: Conference Series*, Volume 978, DOI: 10.1088/1742-6596/978/1/012116
- [27] SUMO (March, 2022) SUMO V1.13.0 [Online] Available: <https://www.eclipse.org/sumo/>
- [28] NetSim (February, 2022) VANETs: Adding vehicle parameters such as speed to the packet payload of BSM traffic? Available: <https://support.tetcos.com/support/solutions/articles/14000134745-netsim-vanets-adding-vehicle-parameters-such-as-speed-to-the-packet-payload-of-bsm-traffic->