

Color and Texture Dual Pipeline Lightweight Style Transfer

ShiQi Jiang, JunJie Kang, YuJian Li

^aGuilin University of Electronic Technology, Guilin, China

Abstract

Style transfer methods typically generate a single stylized output of color and texture coupling for reference styles, and color transfer schemes may introduce distortion or artifacts when processing reference images with duplicate textures. To solve the problem, we propose a Color and Texture Dual Pipeline Lightweight Style Transfer (**CTDP**) method, which employs a dual pipeline method to simultaneously output the results of color and texture transfer. Furthermore, we designed a masked total variation loss to suppress artifacts and small texture representations in color transfer results without affecting the semantic part of the content. More importantly, we are able to add texture structures with controllable intensity to color transfer results for the first time. Finally, we conducted feature visualization analysis on the texture generation mechanism of the framework and found that smoothing the input image can almost completely eliminate this texture structure. In comparative experiments, the color and texture transfer results generated by **CTDP** both achieve state-of-the-art performance. Additionally, the weight of the color transfer branch model size is as low as 20k, which is 100-1500 times smaller than that of other state-of-the-art models.

Keywords: Intensity-Controllable; Lightweight; Style Transfer; Texture Transfer; Total Variation;

1. Introduction

Style transfer is a highly attractive image processing technique that can transfer the unique colors and texture styles of artworks to content images. In recent years, methods for style transfer have been widely proposed, which can be roughly divided into two categories: online image optimization and model optimization.

The representative of image optimization methods is (Gatys et al. (2016)), which innovatively transfers gradients to the input image and iteratively optimizes the input content image directly. The style pattern is represented by the feature correlation of deep convolutional neural networks (VGG, Sengupta et al. (2019)). Subsequent work mainly focuses on different forms of loss functions (Kolkin et al. (2019); Risser et al. (2017)). However, this slow online optimization method has a high time cost and greatly reduces its actual citation value. In contrast, the model optimization method effectively solves the time-consuming problem of online iteration through offline model training and forward reasoning. There are three main types of model optimization: (1) Training exclusive style transformation models for a single artistic style (Johnson et al. (2016); Li and Wand (2016b); Ulyanov et al. (2016a,b)) Synthesize stylized images using a single given artistic style image; (2) Training model that can convert multiple styles (Chen et al. (2017); Dumoulin et al. (2016); Wang et al. (2017); Li et al. (2017a); Zhang and Dana (2018a)) Introducing various network architectures while handling multiple styles; (3) Arbitrary style transformation model (Zhang and Dana (2018b); Li et al. (2017b); Wang et al. (2022, 2020); Shen et al. (2018); Jing et al. (2020)) used different mechanisms such as feature modulation and matching to transfer any artistic style.

Looking back at all the above methods, we found that most models for style images simply match the Gram (Gatys et al. (2016)) or other statistics output in the middle of VGG. However, style images are composed of color and texture structures, which not only have rich colors but also highly repetitive texture structure information. We hope to decouple and match the color and texture structure information of style images. In fact, due to the inexplicability of the VGG intermediate layer, the decoupling of color and texture information in the Gram matrix calculated from its intermediate feature map is even more challenging, as it couples multi-dimensional and very complex information such as color, texture, and semantics. Therefore, despite significant progress in recent years, existing methods still cannot decouple the matching of color and texture structure information.

In the face of the aforementioned challenges, we propose a dual pipeline model that can quickly generate both color and texture transfer results simultaneously. Inspired by the DcDae (ShiQi Jiang (2023)) method, which directly decodes shallow features and outputs them, but this is only a side effect of model training. If it is directly treated as a color transfer result, it often produces completely incorrect results, as shown in Fig.9. Our key insight is to use a dual pipeline framework, using different VGG level Gram matrices for loss calculation for color and texture transfer branches. In the color transfer branch, we do not directly decouple the color information in Gram, but instead suppress the texture feature representation through our designed masked total difference loss.

In addition to the above improvements, we are able to add texture structures with controllable intensity to color transfer results for the first time, which is completely different from DcDae (ShiQi Jiang (2023)) adding texture information from




Figure 1: **The 4K super-resolution stylized image** generated by our proposed CTDp. The top of the image displays a content image and two style images, with each style image generating a pair of stylized results (colors, textures) that are concatenated together.

a similar color transfer result. Compared with state-of-the-art models, our CTDp can achieve better color and texture transfer effects than existing methods. In summary, our contributions are as follows:

- We propose a lightweight dual pipeline framework that can quickly generate both color and texture transfer results simultaneously.
- Propose a masked total variation loss to suppress artifacts and texture structure representation in color transfer branches without affecting the semantic part of the content.
- For the first time, we are able to add texture structures with controllable intensity to color transfer results.
- Detailed feature visualization analysis of texture generation mechanism and found that input smoothing operation can almost completely eliminate texture structure representation.

- Numerous qualitative and quantitative experiments have shown that our method can quickly achieve high-quality color and texture style transfer simultaneously.

2. Related work

2.1 Neural Style Transfer

With the groundbreaking work of (Gatys et al. (2016)), the era of neural style transfer (NST) has arrived. The visual appeal of style transfer has inspired subsequent researchers to improve in many aspects, including efficiency (Johnson et al. (2016); Ulyanov et al. (2016a)); Quality (Jing et al. (2018); Li and Wand (2016a); Gu et al. (2018); Xie et al. (2022); ShiQi Jiang (2023)); Diversity (Wang et al. (2021); Chen et al. (2021)) and User Control (Zhang et al. (2019); Champandard (2016)); Despite significant progress, existing methods still cannot decouple the color and texture structure information of matching style images, nor can they simultaneously complete the two tasks of color and texture transfer.




Figure 2: Add a texture structure with controllable intensity to the color transfer result, and the following values represent the intensity modulation parameter λ_d of the texture feature.

2.2 Color Style Transfer

Unlike artistic style transfer (Jing et al. (2018); Li and Wand (2016a); Gu et al. (2018); Xie et al. (2022); Shen et al. (2018); Wang et al. (2022); Li et al. (2017c); Park and Lee (2019)), it usually changes both color and texture structure simultaneously. The purpose of color style transfer (also known as realistic style transfer) is to only transfer colors from one image to another. Traditional methods (Pitie et al. (2005); Pitié et al. (2007); Reinhard et al. (2001)) mostly match statistical data of low-level features, such as the mean and variance of images (Reinhard et al. (2001)) or histograms of filter responses (Pitie et al. (2005)). However, if there is a significant appearance difference between the style and the input image, these methods typically transfer unwanted colors. In recent years, many methods for color transfer using convolutional deep learning methods (Chiu and Gurari (2022); Li et al. (2018); Luan et al. (2017); Yoo et al. (2019); Wen et al. (2023)) have been proposed. For example, (Yoo et al. (2019)) Introduced a model with wavelet pooling to reduce distortion. CAP-VSTNet (Wen et al. (2023)) uses a reversible residual network and an unbiased linear transformation module to prevent artifacts. Previous methods have improved in suppressing artifacts and content preservation, but have overlooked the impact of complex textures in reference styles on color transfer. The proposed method solves this problem by reducing receptive fields and masked total variation loss to suppress texture representation in Gram (Gatys et al. (2016)).

3. Method

Given an arbitrary content image, our goal is to generate both color and texture transfer images simultaneously, and we are able to add texture structures with controllable intensity to color transfer results. The challenges of this task mainly lie in four

aspects: (1) The shallow feature output in DcDae (ShiQi Jiang (2023)) is not a result of color transfer but a side effect of model training, and cannot be directly used for color transfer tasks; (2) In color transfer tasks, using Gram matrices to match color information inevitably introduces a large amount of texture structural information. How to decouple or suppress these structural information; (3) How to ensure that color transfer branch feature maps can also decode correct color transfer results in a fusion decoder; (4) This method should be able to generate high-quality color and texture transfer results for any content image simultaneously.

3.1 Overview of CTD

As shown in Fig.3, our CTD framework consists of four main components: shallow encoder Enc_s decoder Dec_s , deep encoder Enc_d decoder Dec_d , fusion decoder Dec_f , and style discriminator D_s (only used during the training phase). Shallow layers are responsible for color transfer tasks, while deep layers are responsible for texture transfer tasks. The fusion decoder is responsible for outputting the results of the fusion of shallow and deep features. Paired encoders and decoders have symmetric lightweight structures, consisting of the first two standard convolutional layers and several deep separable convolutional layers (DW, Howard et al. (2017)) in the middle.

Specifically, the shallow layer is a straight tube structure without stride-2 convolution, while the deep layer has two stride-2 convolutions. Shallow features are fused with deep features after detail attention-enhanced (Dae, ShiQi Jiang (2023)) and stride-2 convolution. The forward inference pipeline of our framework is as follows:

- (1) Extracting the shallow features f_s of content image C using a shallow encoder Enc_s , denoted as $f_s := Enc_s(C)$.
- (2) Extracting the deep features f_d of content image C using a deep encoder Enc_d , denoted as $f_d := Enc_d(C)$.




Figure 4: **Ablation study of feature decoding consistency loss.** \mathcal{L}_{mtv} ensures that shallow features in the shallow and fusion decoders’ outputs yield similar results.

layers, we directly calculate the Gram matching loss at layers $\{relu1_1, relu2_1, relu3_1, relu4_1\}$. The branch style loss \mathcal{L}_{bs} is the sum of the losses of each of the three branches.

As shown in Fig.9, treating the shallow feature output of DcDae as a color transfer result would be very poor. This is because its shallow feature output has no constraints and is just a side effect of the style transfer task. In contrast, our CTDP achieves direct constraints on shallow decoding through branch style loss, which is the first time that the output of shallow feature decoding can be directly used for color transfer tasks, as shown in Fig.9.

3.2.2 Feature Decoding Consistency

Although the shallow feature f_s is trained using the loss of $relu1_1$ and $relu2_1$ Gram matrices in the color transfer branch, if the f_s are directly input to the fusion decoder Dec_f for output, an error as shown in Fig.4(b) will occur. This may be due to the lack of loss constraints on the direct output of shallow features by the fusion decoder, which, like DcDae (ShiQi Jiang (2023)), is only a side effect product of color transfer tasks. So we propose feature decoding consistency loss \mathcal{L}_{fdc} to ensure the decoding consistency of shallow features between shallow decoders and fusion decoders.

In our dual pipeline framework, $c' \in R^{B \times 3 \times H \times W}$ is a batch of input content images that are resized to 512 and then randomly cropped to 256, and B is the size of a batch. The feature decoding consistency loss \mathcal{L}_{fdc} is defined as:

$$\mathcal{L}_{fdc} = \frac{1}{3HW} \|Dec_f(Dae(Enc_s(c'))) - Dec_s(Enc_s(c'))\|_2^2. \quad (2)$$

This loss is the Euclidean distance in pixel space between shallow features passed through the shallow and fusion decoders’ outputs.

3.2.3 Controllable Texture Intensity

Unlike DcDae, we are able to add texture structures with controllable intensity to the color transfer results, as shown in Fig.2. When λ_d is 0, it is equivalent to decoding the shallow feature map directly and outputting it, resulting in the color transfer result (DcDae’s shallow feature direct output is a meaningless result). As the value of λ_d continues to increase, the intensity




Figure 5: Gradually suppress the texture by overlaying three methods.

of deep feature maps increases, and it can be observed that repeated texture structures in stylized images are becoming more apparent.

3.3 Texture Suppression

The VGG model itself is inexplicable, and the Gram matrix calculated from its intermediate feature maps is even more inexplicable and highly coupled with various information. Therefore, it is extremely difficult to separate the color information in the Gram matrix through decoupling. We take another approach to achieve color transfer tasks by suppressing texture generation capabilities and outputting texture representations.

3.3.1 Reduced Receptive Field

Style feature receptive field. As described in Sec.3.2.1, our color transfer branch only matches the Gram matrix of the first two layers of VGG output, which limits the receptive field of style features and allows the Gram matrix to encode only shallower style features. From the perspective of style feature receptive field, this approach reduces the high-level texture representation in the target style loss function.

Shallow model receptive field. As shown in Fig.5(a), simply using branch style loss is not enough. Although calculating only the Gram loss of two layers can indeed reduce many repetitive large color blocks and texture structures, subtle line structures still exist. We replaced the convolution with the first and last kernels of 9 with convolution kernel 3 and removed all downsampling methods to reduce the receptive field of the shallow model. As shown in Fig.5(b), the linear texture structure was further suppressed. From the perspective of the shallow model receptive field, this method suppresses the texture encoding and decoding ability of the shallow model.

3.3.2 Masked Total Variation

As shown in Fig.5 (a-b), reducing style features and shallow model receptive fields alone cannot completely eliminate texture structure. We also need to add stronger constraints to the loss function.

EdgeMask. While suppressing texture, we hope that the edges and semantic information of the content image are not disturbed, so we hope to extract the edge information of the input content image as a mask to avoid suppressing the semantic information. The calculation process of *EdgeMask* \in




Figure 6: Visualization of feature maps for the first and third convolutions of three methods.

$R^{B \times 1 \times H \times W}$ can be defined as:

$$EdgeMask = threshold(Edge(c'), \delta), \quad (3)$$

where the *Edge* represents the edge detection Sobel operator, *threshold* represents a binary function that maps values less than δ to 0, and values greater than δ to 1 (δ is set to 0.2 by default).

After the above steps, we will obtain a binary *EdgeMask* with the same size as c' , which corresponds to an edge information region value of 1 in the content image and a smooth background region value of 0. Afterwards, *EdgeMask* will act as a mask on our texture suppression loss to control the areas where we want to smooth and suppress the texture.

Masked total variation. Total variation loss distortion is usually used to reduce noise and artifacts in the generated results. In order to adapt to our color transfer task, we apply a *EdgeMask* to it to force it to only suppress the texture of the smooth area of the content image. The calculation process of *EdgeMask* can be defined as:

$$\begin{aligned} \mathcal{L}_{mtv} = & \sum_{x=1}^H \sum_{y=1}^{W-1} (cs_{c_{x,y+1}} - cs_{c_{x,y}})^2 \cdot EdgeMask_{x,y+1} \\ & + \sum_{x=1}^{H-1} \sum_{y=1}^W (cs_{c_{x+1,y}} - cs_{c_{x,y}})^2 \cdot EdgeMask_{x+1,y}, \end{aligned} \quad (4)$$

where the cs_c is the color transfer result, and H and W are their height and width.

4. Analysis

4.1 Texture Suppression Differentiated Performance

Although the masked total variation loss has been suppressed as much as possible to suppress the texture representation in Gram, as shown in Fig.7(a), subtle texture representations have still been generated. However, there are almost no subtle texture representations in Fig.7(b), and based on this differentiated representation, we attempt to analyze the reasons for its occurrence. We enlarged and compared two content images and found that there were many discontinuous artifacts and noise in the sky part of the airplane image, while the sky of the house image was in a relatively continuous state. Therefore, we assume that the differentiated representation of this texture generation is based on the continuity of the input content image.

4.2 Input Smoothing

To verify the impact of image continuity on texture generation, we smoothed the input image. In order to perform smoothing operations without affecting the content structure information as much as possible, we choose to use a guided filtering method, which can maintain edge information while smoothing non edge areas. As shown in Fig.7(c), after smoothing the input image, the subtle texture representations in the image almost completely disappear.

4.3 Feature Visualization Analysis

As shown in Fig.6, first we observe the feature maps without \mathcal{L}_{mtv} , and we can see that almost all feature maps in Conv1 have subtle noise features. Zoom in on the red box areas of the



Figure 7: Texture Suppression differentiated performance.

second and seventh feature maps, where noise features are particularly prominent. And as we go through more convolutions, we see that almost all the channels at Conv3 are covered with obvious linear textures. Looking at the feature maps with \mathcal{L}_{mtv} , we can clearly see that both the noise in Conv1 and the number and intensity of feature maps with line structure in Conv3 have significantly decreased. Based on the above observations, we believe that the evolution process from noise to linear texture in the feature map seems to be the step of texture feature generation under this framework, and we verify that \mathcal{L}_{mtv} does have an inhibitory effect on texture generation but cannot be eradicated.

Finally, we observed the feature maps after guided filtering of the content images and clearly found that the noise and texture structure in Conv1 and Conv3 had almost disappeared, confirming our hypothesis in 4.1. In the shallow structure of our CTDTP framework, we believe that the presentation of this final texture structure needs to start with the first convolution generating noise, and then continuously spread the noise to each subsequent channel through convolution operations, generating a more structured texture with higher receptive fields in this process.

4.4 Noise addition

After clarifying the mechanism of CTDTP texture generation and its performance in feature maps, we attempted to directly manipulate the feature maps to affect texture generation. As shown in Fig.8(a), we take the output after the smoothing operation as the initial result and observe the effect of adding noise (generating noise from the standard normal distribution) to its smooth feature map. Firstly, we performed noise adding operations on the first and eight feature maps of the guided filtering feature map in Fig.6, and the output results in Fig.8(b) were similar to those in Fig.7(a). Subsequently, we added noise to all channels to produce the effect shown in Fig.8(c), resulting in various complex texture and color block structures. This experiment once again verified that the noise in the first layer feature map is the starting point of texture generation, and the noise in different channels should control different coupled color and texture features.

5. Experiments

5.1 Implementation Details

We used MS-COO (Lin et al. (2014)) as the content image and extracted style images from Wikiart (Phillips and Mackin-

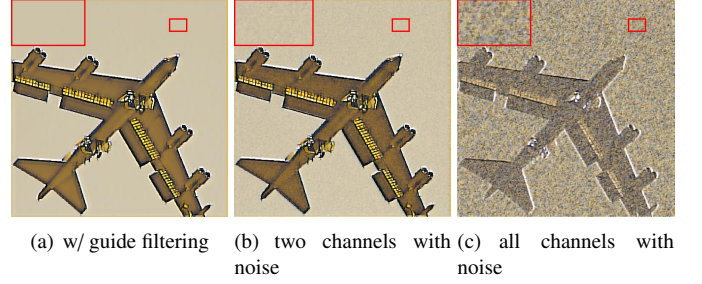


Figure 8: Adding noise to the feature map for smoothing operations.

tosh (2011)) to train our CTDTP model. In equation.1, the values of λ_{bc} , λ_{bs} , λ_{adv} , λ_{mtv} and λ_{fdc} are set to $1e0$, $1e5$, $1e0$, $2e-5$ and $1e0$, respectively. We used the Adam (Kingma and Ba (2014)) optimizer with a learning rate of 0.001. During the training process, first adjust the size of the content image to 512, and then randomly crop it to 256×256 pixels for enhancement. Use similar methods to process style images, but all images in a batch are randomly cropped from the same style image. It is worth noting that since our CTDTP is fully convolutional, it can process input images of any size during testing. We conducted all experiments on RTX 3090 GPU.

5.2 Comparisons with Prior Arts

Due to our model’s ability to quickly generate color and texture transfer results simultaneously, we compared our CTDTP with state-of-the-art color transfer models and texture transfer models (arbitrary style transfer). In the comparison scheme, we directly ran the code with the default settings published by the author.

5.2.1 Qualitative Comparison

The qualitative comparison results of different color transfer and texture transfer methods are shown on the left and right sides of Fig.9.

Color Transfer. Firstly, compared with our previous work DcDae (ShiQi Jiang (2023)), the direct output of its intermediate features can serve as an approximate result of color transfer tasks, but there may be color mismatches and many obvious texture representations. By comparison, our CTDTP has greatly improved the color transfer effect.

CAP-VSTNet (Wen et al. (2023)) and WCT2 (Chiu and Gurari (2022)) both exhibit noise and duplicate local feature blocks when facing reference images with rich textures (such as the background parts in the third and fourth rows). Both methods have the problem of content color leakage (such as varying degrees of color leakage in the first row of the vehicle body), and the color leakage in CAP-VSTNet is particularly severe (such as billboards in the third row, aircraft fuselage in the fourth row, and background bricks in the sixth row). Additionally, CAP-VSTNet also produces false effects similar to halos at semantic edges (such as buildings in the second and fourth rows and aircraft contours).

In contrast, our CTDTP achieves very advanced color transfer effects. We have done a good job in global color distribution




Figure 9: **Quantitative Comparison** with the state-of-the-art color and texture transfer methods using 1024 resolution input images. Due to the selection of many challenging style images with complex texture structures, it is best to zoom in to better observe artifact suppression and texture structure transfer.

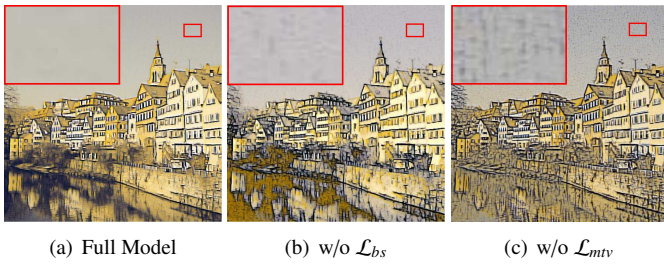


Figure 10: **Ablation study** of branch style loss and masked total variation loss to evaluate their effectiveness in suppressing texture and artifacts in color transfer tasks.

matching, avoiding color leakage issues, and suppressing texture structures.

Texture Transfer. CTDPOurs has not made any further improvements in texture transfer tasks compared to its previous DcDae, and continues to maintain state-of-the-art texture transfer effects.

Adain (Huang and Belongie (2017)) has serious color leak-

age issues (such as first row body, third row billboard, fourth row body), while Micro (Wang et al. (2022)) also has a few color leakage issues (such as first row body). The three methods did not perform well in texture transfer tasks and did not match the texture structure well. The SANET (Park and Lee (2019)) and Adain methods have greatly distorted the semantics of the content (such as the characters on the first lane head and the characters on the fifth line wall).

In contrast, our CTDPOurs achieves state-of-the-art texture transfer effects. We have done a good job in global color, texture structure distribution matching, content semantic preservation, and avoiding color leakage issues, especially in texture structure transfer.

5.3 Ablation Study

The ablation experiment for the additional loss term is shown in Fig.10. The case of directly calculating the Gram matching 4 layers in shallow layers instead of the two layers in \mathcal{L}_{bs} , as shown in Fig.10(b). The texture representation of the reference style shows slight leakage (zooming in on the fine texture features in the red box), and the overall transfer effect is extremely

disharmonious due to the small receptive field of the model but the large receptive field of Gram's calculation. This indicates that \mathcal{L}_{bs} is more suitable for guiding color transfer branching. (2) Without \mathcal{L}_{mtv} , as shown in the red box in Fig.10(c), the texture representation becomes very obvious. This indicates that \mathcal{L}_{mtv} plays a crucial role in suppressing textures. (3) Without \mathcal{L}_{fdc} , as shown in Fig.4(b), the decoding of shallow features through the fusion decoder is still a side effect product of style transfer. This indicates that \mathcal{L}_{fdc} ensures the decoding consistency of shallow features between shallow and fused decoders.

6. Conclusion

In this article, we propose a dual pipeline lightweight framework called CTDP. For the first time, our dual channels can simultaneously generate color and texture transfer results corresponding to style images, and the weighted fusion of dual branch features achieves the effect of adding texture features with controllable intensity from color transfer results for the first time. In addition, mtv loss was designed to suppress texture information in the model matching Gram matrix, and it was found that smoothing the input in our framework can almost completely eliminate texture features. A large number of experiments have proven the effectiveness of this method. Compared to the current level of technology, our CTDP is the first model that can simultaneously achieve color and texture transfer. It not only produces visually superior results in both migration tasks, but also has a color migration branch model size as low as 20k.

References

Champandard, A.J., 2016. Semantic style transfer and turning two-bit doodles into fine artworks. arXiv preprint arXiv:1603.01768 .

Chen, D., Yuan, L., Liao, J., Yu, N., Hua, G., 2017. Stylebank: An explicit representation for neural image style transfer, in: Proceedings of the IEEE conference on computer vision and pattern recognition, pp. 1897–1906.

Chen, H., Zhao, L., Zhang, H., Wang, Z., Zuo, Z., Li, A., Xing, W., Lu, D., 2021. Diverse image style transfer via invertible cross-space mapping, in: 2021 IEEE/CVF International Conference on Computer Vision (ICCV), IEEE Computer Society, pp. 14860–14869.

Chiu, T.Y., Gurari, D., 2022. Photowct2: Compact autoencoder for photorealistic style transfer resulting from blockwise training and skip connections of high-frequency residuals, in: Proceedings of the IEEE/CVF Winter Conference on Applications of Computer Vision, pp. 2868–2877.

Dumoulin, V., Shlens, J., Kudlur, M., 2016. A learned representation for artistic style. arXiv preprint arXiv:1610.07629 .

Gatys, L.A., Ecker, A.S., Bethge, M., 2016. Image style transfer using convolutional neural networks, in: Proceedings of the IEEE conference on computer vision and pattern recognition, pp. 2414–2423.

Gu, S., Chen, C., Liao, J., Yuan, L., 2018. Arbitrary style transfer with deep feature reshuffle, in: Proceedings of the IEEE Conference on Computer Vision and Pattern Recognition, pp. 8222–8231.

Howard, A.G., Zhu, M., Chen, B., Kalenichenko, D., Wang, W., Weyand, T., Andreetto, M., Adam, H., 2017. Mobilenets: Efficient convolutional neural networks for mobile vision applications. arXiv preprint arXiv:1704.04861 .

Huang, X., Belongie, S., 2017. Arbitrary style transfer in real-time with adaptive instance normalization, in: Proceedings of the IEEE international conference on computer vision, pp. 1501–1510.

Jing, Y., Liu, X., Ding, Y., Wang, X., Ding, E., Song, M., Wen, S., 2020. Dynamic instance normalization for arbitrary style transfer, in: Proceedings of the AAAI Conference on Artificial Intelligence, pp. 4369–4376.

Jing, Y., Liu, Y., Yang, Y., Feng, Z., Yu, Y., Tao, D., Song, M., 2018. Stroke controllable fast style transfer with adaptive receptive fields, in: Proceedings of the European Conference on Computer Vision (ECCV), pp. 238–254.

Johnson, J., Alahi, A., Fei-Fei, L., 2016. Perceptual losses for real-time style transfer and super-resolution, in: Computer Vision—ECCV 2016: 14th European Conference, Amsterdam, The Netherlands, October 11–14, 2016, Proceedings, Part II 14, Springer, pp. 694–711.

Kingma, D.P., Ba, J., 2014. Adam: A method for stochastic optimization. arXiv preprint arXiv:1412.6980 .

Kolkin, N., Salavon, J., Shakhnarovich, G., 2019. Style transfer by relaxed optimal transport and self-similarity, in: Proceedings of the IEEE/CVF Conference on Computer Vision and Pattern Recognition, pp. 10051–10060.

Li, C., Wand, M., 2016a. Combining markov random fields and convolutional neural networks for image synthesis, in: Proceedings of the IEEE conference on computer vision and pattern recognition, pp. 2479–2486.

Li, C., Wand, M., 2016b. Precomputed real-time texture synthesis with markovian generative adversarial networks, in: Computer Vision—ECCV 2016: 14th European Conference, Amsterdam, The Netherlands, October 11–14, 2016, Proceedings, Part III 14, Springer, pp. 702–716.

Li, Y., Fang, C., Yang, J., Wang, Z., Lu, X., Yang, M.H., 2017a. Diversified texture synthesis with feed-forward networks, in: Proceedings of the IEEE conference on computer vision and pattern recognition, pp. 3920–3928.

Li, Y., Fang, C., Yang, J., Wang, Z., Lu, X., Yang, M.H., 2017b. Universal style transfer via feature transforms. Advances in neural information processing systems 30.

Li, Y., Liu, M.Y., Li, X., Yang, M.H., Kautz, J., 2018. A closed-form solution to photorealistic image stylization, in: Proceedings of the European conference on computer vision (ECCV), pp. 453–468.

Li, Y., Wang, N., Liu, J., Hou, X., 2017c. Demystifying neural style transfer. arXiv preprint arXiv:1701.01036 .

Lin, T.Y., Maire, M., Belongie, S., Hays, J., Perona, P., Ramanan, D., Dollár, P., Zitnick, C.L., 2014. Microsoft coco: Common objects in context, in: Computer Vision—ECCV 2014: 13th European Conference, Zurich, Switzerland, September 6–12, 2014, Proceedings, Part V 13, Springer, pp. 740–755.

Luan, F., Paris, S., Shechtman, E., Bala, K., 2017. Deep photo style transfer, in: Proceedings of the IEEE conference on computer vision and pattern recognition, pp. 4990–4998.

Park, D.Y., Lee, K.H., 2019. Arbitrary style transfer with style-attentional networks, in: proceedings of the IEEE/CVF conference on computer vision and pattern recognition, pp. 5880–5888.

Phillips, F., Mackintosh, B., 2011. Wiki art gallery, inc.: A case for critical thinking. Issues in Accounting Education 26, 593–608.

Pitie, F., Kokaram, A.C., Dahyot, R., 2005. N-dimensional probability density function transfer and its application to color transfer, in: Tenth IEEE International Conference on Computer Vision (ICCV'05) Volume 1, IEEE, pp. 1434–1439.

Pitié, F., Kokaram, A.C., Dahyot, R., 2007. Automated colour grading using colour distribution transfer. Computer Vision and Image Understanding 107, 123–137.

Reinhard, E., Adhikmin, M., Gooch, B., Shirley, P., 2001. Color transfer between images. IEEE Computer graphics and applications 21, 34–41.

Risser, E., Wilmot, P., Barnes, C., 2017. Stable and controllable neural texture synthesis and style transfer using histogram losses. arXiv preprint arXiv:1701.08893 .

Sengupta, A., Ye, Y., Wang, R., Liu, C., Roy, K., 2019. Going deeper in spiking neural networks: Vgg and residual architectures. Frontiers in neuroscience 13, 95.

Shen, F., Yan, S., Zeng, G., 2018. Neural style transfer via meta networks, in: Proceedings of the IEEE Conference on Computer Vision and Pattern Recognition, pp. 8061–8069.

ShiQi Jiang, JunJie Kang, Y.L., 2023. Degree-controllable lightweight fast style transfer with detail attention-enhanced. arXiv preprint arXiv:2306.16846 .

Ulyanov, D., Lebedev, V., Vedaldi, A., Lempitsky, V., 2016a. Texture networks: Feed-forward synthesis of textures and stylized images. arXiv preprint arXiv:1603.03417 .

Ulyanov, D., Vedaldi, A., Lempitsky, V., 2016b. Instance normalization: The missing ingredient for fast stylization. arXiv preprint arXiv:1607.08022 .

Wang, H., Li, Y., Wang, Y., Hu, H., Yang, M.H., 2020. Collaborative distillation for ultra-resolution universal style transfer, in: Proceedings of the IEEE/CVF conference on computer vision and pattern recognition, pp. 1860–1869.

- Wang, X., Oxholm, G., Zhang, D., Wang, Y.F., 2017. Multimodal transfer: A hierarchical deep convolutional neural network for fast artistic style transfer, in: Proceedings of the IEEE conference on computer vision and pattern recognition, pp. 5239–5247.
- Wang, Z., Zhao, L., Chen, H., Zuo, Z., Li, A., Xing, W., Lu, D., 2021. Divswap: towards diversified patch-based arbitrary style transfer. *arXiv preprint arXiv:2101.06381*.
- Wang, Z., Zhao, L., Zuo, Z., Li, A., Chen, H., Xing, W., Lu, D., 2022. Microast: Towards super-fast ultra-resolution arbitrary style transfer. *arXiv preprint arXiv:2211.15313*.
- Wen, L., Gao, C., Zou, C., 2023. Cap-vstnet: Content affinity preserved versatile style transfer, in: Proceedings of the IEEE/CVF Conference on Computer Vision and Pattern Recognition, pp. 18300–18309.
- Xie, X., Li, Y., Huang, H., Fu, H., Wang, W., Guo, Y., 2022. Artistic style discovery with independent components, in: Proceedings of the IEEE/CVF Conference on Computer Vision and Pattern Recognition, pp. 19870–19879.
- Yoo, J., Uh, Y., Chun, S., Kang, B., Ha, J.W., 2019. Photorealistic style transfer via wavelet transforms, in: Proceedings of the IEEE/CVF International Conference on Computer Vision, pp. 9036–9045.
- Zhang, C., Zhu, Y., Zhu, S.C., 2019. Metastyle: Three-way trade-off among speed, flexibility, and quality in neural style transfer, in: Proceedings of the AAAI Conference on Artificial Intelligence, pp. 1254–1261.
- Zhang, H., Dana, K., 2018a. Multi-style generative network for real-time transfer, in: Proceedings of the European Conference on Computer Vision (ECCV) Workshops, pp. 0–0.
- Zhang, H., Dana, K., 2018b. Multi-style generative network for real-time transfer, in: Proceedings of the European Conference on Computer Vision (ECCV) Workshops, pp. 0–0.