

SCALEARN: SIMPLE AND HIGHLY PARAMETER-EFFICIENT TASK TRANSFER BY LEARNING TO SCALE

Markus Frohmann^{1,2} Carolin Holtermann³ Shahed Masoudian^{1,2}

Anne Lauscher³ Navid Rekasaz^{1,2}

¹ Institute of Computational Perception, Johannes Kepler University Linz

² Linz Institute of Technology, AI Lab

³ Data Science Group, University of Hamburg

{markus.frohmann, shahed.masoudian, navid.rekasaz}@jku.at,

{carolin.holtermann, anne.lauscher}@uni-hamburg.de

ABSTRACT

Multi-task learning (MTL) has shown considerable practical benefits, particularly when using pre-trained language models (PLMs). While this is commonly achieved by simultaneously learning n tasks under a joint optimization procedure, recent methods such as AdapterFusion structure the problem into two distinct stages: (i) task learning, where knowledge specific to a task is encapsulated within sets of parameters (e.g., adapters), and (ii) transfer, where this already learned knowledge is leveraged for a target task. This separation of concerns provides numerous benefits, such as promoting reusability, and addressing cases involving data privacy and societal concerns; on the flip side, current two-stage MTL methods come with the cost of introducing a substantial number of additional parameters. In this work, we address this issue by leveraging the usefulness of linearly scaling the output representations of source adapters for transfer learning. We introduce SCALEARN, a simple and highly parameter-efficient two-stage MTL method that capitalizes on the knowledge of the source tasks by learning a minimal set of scaling parameters that enable effective knowledge transfer to a target task. Our experiments on three benchmarks (GLUE, SuperGLUE, and HumSet) show that our SCALEARN, in addition to facilitating the benefits of two-stage MTL, consistently outperforms strong baselines with only a small number of transfer parameters – roughly 0.35% of those of AdapterFusion. Remarkably, we observe that SCALEARN maintains its strong abilities even when further reducing parameters through uniform scaling and layer-sharing, achieving similarly competitive results with *only 8 transfer parameters* for each target task. Our proposed approach thus demonstrates the power of simple scaling as a promise for more efficient task transfer.¹

1 INTRODUCTION

With the wide availability of pre-trained language models (PLMs) as the backbone of language processing, multi-task learning (MTL) has shown significant benefits, especially for tasks with possible conceptual commonalities (Ruder, 2017; Zhang & Yang, 2022; Raffel et al., 2020). The traditional paradigm in MTL is to formulate a joint optimization objective based on a set of tasks and train a single model to simultaneously learn and transfer the knowledge relevant to the tasks. This *joint MTL* approach can be realized by fine-tuning a PLM (Liu et al., 2019a; Stickland & Murray, 2019), or, more recently, by using parameter-efficient, often modularized, MTL approaches (Mahabadi et al., 2021b; Zeng et al., 2023; Pilault et al., 2021; Asai et al., 2022; Ponti et al., 2023; Caccia et al., 2022).

As an alternative to the joint MTL paradigm, some works such as ADAPTERFUSION (Pfeiffer et al., 2021) clearly distinguish task training from transfer learning, assigning dedicated parameters to each of these aspects. In this paradigm, referred to as *two-stage MTL*, first each *source task* is trained separately and stored into a separate module like an adapter (Houlsby et al., 2019), and then a task transfer layer is trained for a given *target task* using information from an *arbitrary* set of source

¹Our code is available at <https://github.com/CPJKU/ScaLearn>

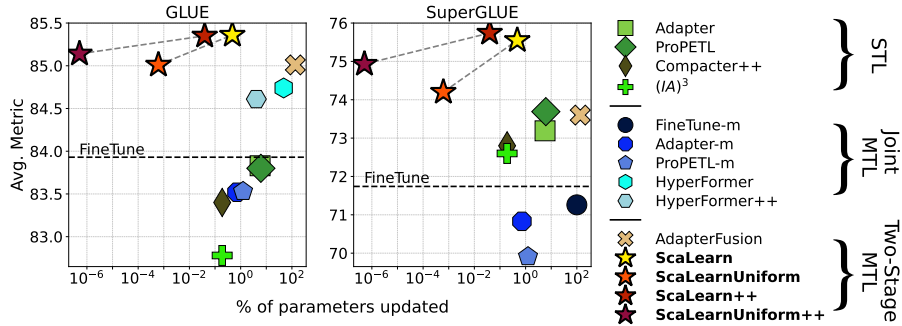


Figure 1: Performance and parameter-efficiency of single task learning (STL), and joint/two-stage MTL methods, evaluated on GLUE (Wang et al., 2019b) and SuperGLUE (Wang et al., 2019a) using RoBERTa_{BASE} (Liu et al., 2019b). The reported values for the two-stage MTL methods only consider the ones in the respective transfer layers. The full details of the learnable parameters and performance results are provided in Section 6.

tasks. This separation of concerns between task and transfer learning offers valuable benefits: (1) Learning a separate transfer layer for each target task in a two-stage MTL approach reduces the potentially destructive effects of transfer learning on specific tasks, as the transfer layer parameters corresponding to each target task can independently decide what information should be used from the available source tasks. As shown in our experiments, this supports the effectiveness of transfer learning, making it less sensitive to task selection. (2) Since the source tasks can simply be taken from already trained modules (no need for re-training), two-stage approaches particularly promote reusability – a principle of Green AI (Scells et al., 2022; Schwartz et al., 2020). Further, they provide a practical solution to cases involving issues such as data privacy and/or fairness constraints, as a pre-trained module can readily provide the (e.g., already debiased) functionality of the source task even without the need to have access to its training data (Lauscher et al., 2021; Kumar et al., 2023).

Despite these benefits, current two-stage MTL solutions introduce significantly more learnable parameters in comparison with recent joint MTL ones, exacerbated by the fact that the number of parameters in two-stage methods increases linearly with the number of target tasks. As an example, in our experiment setup with eight target tasks using RoBERTa_{BASE} (Liu et al., 2019b), ADAPTER-FUSION introduces $\sim 134\%$ new parameters for transfer learning, while HYPERFORMER++ (Mahabadi et al., 2021b) conducts joint MTL by adding $\sim 4\%$ (around 5 Million) trainable parameters (details in Table 1 and Section 6). To date, this high number of parameters requiring optimization is in stark contrast to the promise of green AI given by the modularized nature of two-stage MTL.

In this work, we propose a highly parameter-efficient and effective two-stage MTL method by scaling the output representations of source adapters using encoder PLMs. Learning scaling vectors applied to input representations has recently been introduced to fulfill various objectives such as task learning, domain adaptation, and bias mitigation (Liu et al., 2022; Ilharco et al., 2023; Masoudian et al., 2023). In the work at hand, we first analyze the effect of scaling output vectors of source adapters on transfer learning, examined by linearly probing the performance on a given target task. We observe that (1) the degree of scaling of source adapter representations is not necessarily linearly correlated with the transfer learning performance on a target task; (2) when summing two scaled adapter representations, the optimal scaling coefficients often do not sum up to 1. Building on these findings, we introduce SCALEARN, a novel two-stage MTL method that learns to transfer the knowledge of the source adapters using a small set of scaling parameters. For a given target task, SCALEARN introduces a set of parameters that scale the output representation of each source adapter and combine the resulting scaled representations by simply taking the element-wise sum. SCALEARN learns to apply a (linear) scaling transformation without imposing any constraint on the relation of the scaling coefficients across source tasks, where the parameters are optimized using common gradient descent methods. This approach results in high parameter-efficiency, such that – following the mentioned experiment setting – SCALEARN only adds $\sim 0.47\%$ (around 0.5 million) new parameters. We further introduce an even more parameter-efficient variation through uniform scaling (SCALEARNUNIFORM), where each scaling vector is reduced to a single scaling parameter. Finally, by sharing the parameters across the layers, we achieve our most parameter-efficient variation (SCALEARNUNIFORM++), only containing 64 parameters for transfer learning.

We conduct a large set of transfer learning experiments on the GLUE (Wang et al., 2019b), SuperGLUE (Wang et al., 2019a), and HumSet (Fekih et al., 2022) benchmarks using the RoBERTa model (BASE and LARGE) (Liu et al., 2019b), and compare the parameter-efficiency and performance of SCALEARN with strong joint and two-stage MTL baselines. Figure 1 summarizes our results on GLUE and SuperGLUE. Our results show that SCALEARN, while providing high efficiency and the benefits of the two-stage MTL paradigm, consistently outperforms the baselines. Interestingly, the overall performance of SCALEARN remains highly competitive and only marginally different in its more parameter-efficient variations. Our results also show the advantage of two-stage models in avoiding destructive effects during transfer learning, particularly on the SuperGLUE and HumSet benchmarks (cf. Section 6). Finally, SCALEARN exhibits strong performance in few-shot settings, outperforming both regular adapters and ADAPTERFUSION when trained only on a handful of data points. Overall, with SCALEARN we leverage the power of scaling as a viable, non-destructive, simple-to-implement, and highly parameter-efficient solution to the current shortcomings of two-stage and joint MTL methods, paving the future for more effective and efficient task transfer.

2 BACKGROUND

In task transfer learning, we consider a PLM as well as two sets S and T , representing the source and target tasks, respectively. The aim of MTL is to leverage the information of tasks in S to improve the generalization on tasks in T .

Single Task Learning (STL). In this basic setting, a separate set of parameters is optimized on each task ($S = T$) without any knowledge transfer between tasks. STL can be done by fine-tuning the PLM parameters or by introducing more parameter-efficient modules into the model, such as adapter modules (Pfeiffer adapters (Houlsby et al., 2019; Pfeiffer et al., 2021), PROPETL (Zeng et al., 2023), or COMPACTER++ (Mahabadi et al., 2021a)), $(IA)^3$ (Liu et al., 2022), prefix-tuning (Li & Liang, 2021), or LoRA (Hu et al., 2022), each with Θ_s parameters for each task s .

Joint MTL. This approach is commonly done by having a unified model for all tasks ($S = T$), and a joint optimization objective that simultaneously optimizes the model using samples from all tasks (Ruder, 2017). The general joint MTL objective can be formulated as $\mathcal{L}_{\text{joint}} = \sum_{s=1}^{|S|} \alpha_s \mathcal{L}_s$, where α_s is the sampling weight of task s . This optimization objective can be used to fine-tune the parameters of a PLM (Liu et al., 2019a; Stickland & Murray, 2019; Raffel et al., 2020), or those of a modularized architecture (Mahabadi et al., 2021b; Pilault et al., 2021; Ponti et al., 2023). Despite the benefit of having one unified model, the joint loss often causes tasks to compete with each other for learning capacity, leading to the *task interference problem* (Xin et al., 2022; McCloskey & Cohen, 1989; Kirkpatrick et al., 2017). This makes the joint MTL paradigm particularly sensitive to the selection of tasks (Xin et al., 2022), while various methods in the literature have aimed to address this issue (e.g., Kendall et al. (2018); Pilault et al. (2021); a brief review is provided in Section 7).

Two-stage MTL. In contrast to joint MTL, two-stage MTL methods optimize each target task independently, bypassing the issue of task interference (Pfeiffer et al., 2021). Similarly to STL, a parameter-efficient module is first learned for each *source* task s with parameters Θ_s . In principle, two-stage MTL methods can simply use already pre-trained modules (such as adapters), saving the costs of re-training modules on each task. This facilitates the re-use of existing parameter-efficient modules for each source task², which may vary in performance and/or take into account additional constraints such as fairness and bias mitigation (Pfeiffer et al., 2023; Kumar et al., 2023; Lauscher et al., 2021). Moreover, it also removes the need for accessing the training data of the source tasks (e.g., due to data privacy), so far as the source task’s functionality is solely provided via parameter-efficient modules. Next, given $|S|$ (pre-trained and frozen) source task modules, two-stage MTL methods define and optimize a transfer layer for each target task to leverage the knowledge of source tasks to solve the target task. This stage introduces Ω_t new parameters for each target task t .

ADAPTERFUSION (Pfeiffer et al., 2021) introduces an implementation of the two-stage approach with strong MTL performance (Pfeiffer et al., 2023). It uses an attention mechanism as its transfer layer, inserted into each layer of the PLM, after the source adapters. More specifically, given the output vector of each source adapter s in each layer l , referred to as \mathbf{o}_s^l , the attention layer (with target task t as query and source tasks S as keys and values) learns to assign a weight ω_s^l to each

²E.g., through sharing platforms such as AdapterHub (<https://adapterhub.ml/>) (Pfeiffer et al., 2020).

source task. The final output of the target task t in this layer is calculated as:

$$\mathbf{o}_t^l = \sum_{s=1}^{|S|} \omega_s^l \mathbf{o}_s^l, \quad \text{where } \sum_{s=1}^{|S|} \omega_s^l = 1 \quad (1)$$

Regardless of how the weights are calculated, the method can be seen as a weighted summation of source output vectors, where the weights form a categorical probability distribution. In the following section, we provide an analysis on the effect of these weights in transfer learning.

3 ANALYSIS ON SCALING OUTPUT REPRESENTATIONS

We seek to leverage simple scaling as a novel composition method in transfer learning. To understand the effect of scaling, we now conduct preliminary experiments in which we scale the output representations of adapters – in isolation and combining two of them each. We use the popular GLUE (Wang et al., 2019b) and SuperGLUE (Wang et al., 2019a) benchmarks, utilizing a selection of their tasks (owing to the high number of possible combinations), including entailment, paraphrase detection, sentiment analysis, question answering, and commonsense reasoning tasks. We train a Pfeiffer adapter (Pfeiffer et al., 2021) on each task using the encoder PLM RoBERTa_{BASE} (Liu et al., 2019b). In our probing-like setup (Tenney et al., 2019), we freeze both the PLM and adapter weights and train a new task head on target task t each time we change the scaling factor. Complete descriptions of the datasets, hyperparameters, and training procedure are provided in Section 5 and Appendix A.1. Additional experiments and results on further tasks are provided in Appendix A.2.

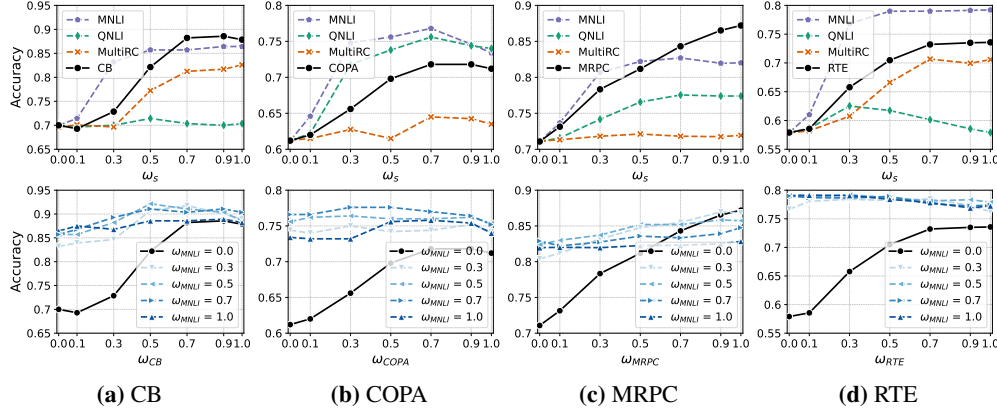


Figure 2: Probing results of 4 target tasks in various transfer learning conditions. (Top) Effect of scaling the output representations of adapters by weight ω_s using different source adapters. (Bottom) Effect of combining independently scaled output representations of two adapters trained on the target task and MNLI, respectively. Each point shows the mean over 5 seeds. Full results are reported in Appendix A.2.

We start by analyzing the performance change of a target task when scaling the output representations of the adapter of *one* given source task. We define ω_s as the scaling value in the range of $[0, 1]$, multiplied by the output representations \mathbf{o}_s^l of the source task s in all layers, such that $\mathbf{o}_t^l = \omega_s \mathbf{o}_s^l$. Figure 2 (Top) shows the probing results on four target tasks (each column), given various scaling weights applied to four source tasks (one of which is the respective target task). The results show that, while increasing the scaling weights generally improves the performance, the optimal value is not necessarily at $\omega_s = 1$. In particular, there exist instances with $0 < \omega_s < 1$ reaching better performance than $\omega_s = 1$. This suggests that *partial knowledge transfer* of tasks may be more beneficial. Notably, and as also reported in previous studies (Poth et al., 2021; Pruksachatkun et al., 2020), some source tasks such as MNLI show strong transfer learning abilities.

Next, we go one step further by assessing the scaled *combination* of the output vectors of two adapters. We focus on MNLI as one of the source tasks given its observed benefit in transfer learning, and set the second source adapter (denoted by s) to the one corresponding to the target task. We use two scaling parameters ω_{MNLI} and ω_s to scale $\mathbf{o}_{\text{MNLI}}^l$ and \mathbf{o}_s^l , respectively. The resulting output vector

is defined as: $\mathbf{o}_t^l = \omega_s \mathbf{o}_s^l + \omega_{\text{MNLI}} \mathbf{o}_{\text{MNLI}}^l$. Figure 2 (Bottom) shows the results for various values of ω_{MNLI} and ω_s . Combining the information encapsulated within multiple adapters through scaling can result in improved performance. Interestingly, in some cases, the best combination of ω_{MNLI} and ω_s does not add up to 1, i.e., $\omega_t + \omega_s \neq 1$. This finding stands in contrast to the established practice of forcing the scaling coefficients to sum up to 1 (e.g., as in ADAPTERFUSION, as shown in Eq. 1).

These initial experiments – while only covering a simple combination of up to two source tasks – provide insights into the benefits of scaling representations for transfer learning: (1) scaling output vectors is an effective method for controlling the (partial or full) activation of the knowledge contained in an adapter module; (2) an optimal configuration of the scaling parameter will, in many cases, lead to superior results on the target task; (3) the optimal weights do not necessarily sum up to 1. These observations provide strong motivation for designing a method to *combine* representations from several adapters by scaling their output vectors, presented in the next section.

4 SCALEARN – LEARNING TO SCALE FOR KNOWLEDGE TRANSFER

Building on our findings from Section 3, we present SCALEARN, a novel two-stage transfer learning method to combine the knowledge of source adapters by scaling their output representations. Our core contribution regards the transfer layer, built on the output of the tasks’ modular networks. Similar to Pfeiffer et al. (2021), we utilize adapter modules for the task learning layer. In particular, the output representation of the adapter of source task s at layer l is defined as: $\mathbf{o}_s^l = \mathbf{U}_s^l(\text{ReLU}(\mathbf{D}_s^l(\mathbf{x}_s^l))) + \mathbf{x}_s^l$, where \mathbf{x}_s^l is the input vector, and \mathbf{U}_s^l and \mathbf{D}_s^l denote the up- and down-projection parameter matrices, respectively.

Our introduced SCALEARN linearly scales and combines the output representations of the source adapters, $\mathbf{o}_1^l, \dots, \mathbf{o}_{|S|}^l$, to achieve the objective of target task t . We define two variations of the scaling operation: *non-uniform* which applies a scaling vector to each output vector using the element-wise product (SCALEARN), and the more parameter-efficient *uniform* that scales each vector only with a scalar parameter (SCALEARNUNIFORM). These variations are formulated below:

$$\text{SCALEARN} : \mathbf{o}_t^l = \sum_{s=1}^{|S|} \omega_s^l \odot \mathbf{o}_s^l \quad \text{SCALEARNUNIFORM} : \mathbf{o}_t^l = \sum_{s=1}^{|S|} \omega_s^l \mathbf{o}_s^l, \quad (2)$$

where \odot denotes the Hadamard product, and ω_s^l and ω_s^l are learnable vector and scalar parameters, respectively. Inspired by previous studies (Mahabadi et al., 2021a; Zeng et al., 2023; Bai et al., 2022; Goldberg, 2019; Jawahar et al., 2019), we further increase parameter-efficiency by learning shared scaling parameters among all layers, formulated as follows:

$$\text{SCALEARN++} : \mathbf{o}_t^l = \sum_{s=1}^{|S|} \omega_s \odot \mathbf{o}_s^l \quad \text{SCALEARNUNIFORM++} : \mathbf{o}_t^l = \sum_{s=1}^{|S|} \omega_s \mathbf{o}_s^l, \quad (3)$$

where, similarly, ω_s and ω_s are learnable vector and scalar parameters, but shared among all layers. In all the mentioned methods, to optimize the transfer parameters Ω , we use gradient descent as an easy-to-implement and straightforward solution. On the basis of our experiments, we find that our approach provides highly competitive results on a wide range of tasks (cf. Section 6). Furthermore, we emphasize that SCALEARN models do not force any distributional properties on the ω values, as commonly imposed in previous work Pfeiffer et al. (2021); Chronopoulou et al. (2023); Xin et al. (2022) through functions such as softmax and average.

Parameter-efficiency of SCALEARN. To have a clear view of the parameter-efficiency of the introduced models, we continue by analyzing the number of learnable parameters in the transfer layer. The SCALEARN variant introduces $d \times L \times |S|$ transfer parameters for a single target task, where d is the embedding size and L denotes the number of layers. The overall number of parameters for all target tasks then becomes $d \times L \times |S| \times |T|$. Moving to SCALEARNUNIFORM, this number reduces to $L \times |S| \times |T|$. The SCALEARN++ spares the L term and has $d \times |S| \times |T|$ transfer parameters. Finally, the most parameter-efficient variant SCALEARNUNIFORM++ only adds $|S| \times |T|$ parameters. Note that the new task head parameters are learned jointly with the transfer parameters for each task.

As a point of comparison, the number of transfer parameters of ADAPTERFUSION is $3 \times d^2 \times L \times |T|$ (discarding bias and task head parameters), corresponding to the query, key, and value matrices of the

Table 1: Percentage and number of trainable parameters per model (excluding task head parameters), when training on 8 tasks (as in GLUE/SuperGLUE) using RoBERTa_{BASE}. For two-stage MTL, source and target tasks are the same ($|S|=|T|=8$), and the task parameters consist of $|S|$ adapters, thus $\Theta = 8 \times 0.72\% = 5.74\%$.

Category	Model	Parameters (one task)	Parameters (all tasks)	
STL	FINETUNE	100.00% (125M)	800.00% (125M)	-
	ADAPTER	0.72% (895K)	5.74% (7M)	-
	PROPETL	0.77% (959K)	6.16% (8M)	-
	COMPACTER++	0.02% (29K)	0.19% (235K)	-
	(IA) ³	0.05% (57K)	0.37% (455K)	-
Joint MTL	FINETUNE-M	-	100.00% (125M)	-
	ADAPTER-M	-	0.72% (895K)	-
	PROPETL-M	-	1.24% (1.5M)	-
	HYPERFORMER	-	47.67% (59M)	-
	HYPERFORMER++	-	4.09% (5M)	-
Two-Stage MTL		Transfer (Ω_t) (target task t)	Transfer (Ω) (all target tasks)	Task (Θ) + Transfer (Ω) (source adapters + transfer layers)
	ADAPTERFUSION	17.05% (21M)	136.40% (170M)	5.74% + 136.40% = 142.14% (177M)
	SCALEARN	0.06% (74K)	0.47% (590K)	5.74% + 0.47% = 6.21% (8M)
	SCALEARNUNIFORM	0.00% (96)	0.00% (768)	5.74% + 0.00% = 5.74% (7M)
	SCALEARN++	0.00% (6K)	0.04% (49K)	5.74% + 0.04% = 5.79% (7M)
	SCALEARNUNIFORM++	0.00% (8)	0.00% (64)	5.74% + 0.00% = 5.74% (7M)

attention mechanism. Comparing the formulas, we observe that our methods are far more parameter-efficient, since in practice $|S| \ll d$, and hence the $d \times L$ term in SCALEARN becomes much smaller than d^2 in ADAPTERFUSION. Compared to the joint MTL paradigm, despite the linear increase of parameters with $|T|$, our SCALEARN* models still provide high parameter-efficiency. This stems from the fact that $|T| \ll d$, and hence reducing the effect of d – which is fully eliminated in the uniform variants – leaves a more significant impact on parameter-efficiency.

5 EXPERIMENT SETUP

Tasks and datasets. We conduct our experiments on the GLUE and SuperGLUE benchmarks, respectively, each consisting of 8 tasks, as well as on the HumSet (Fekih et al., 2022) benchmark. HumSet is a multilingual classification dataset for humanitarian crisis response consisting of 5 tasks. Additionally, we use a combination of *all* GLUE and SuperGLUE tasks resulting in 15 datasets³.

PLM backbones. We use RoBERTa_{BASE} and RoBERTa_{LARGE} (Liu et al., 2019b) on GLUE and SuperGLUE. For the experiments on HumSet, following (Fekih et al., 2022) we utilize the multilingual XLM-R_{BASE} and XLM-R_{LARGE} (Conneau et al., 2020) as this dataset consists of multiple languages.

Models and baselines. We conduct experiments on four variants of our model, namely SCALEARN, SCALEARNUNIFORM, SCALEARN++, and SCALEARNUNIFORM++. As a direct baseline, we compare our models with ADAPTERFUSION, a common two-stage MTL method that shares the same conceptual properties. We also compare our models with ADAPTERSOUP (Chronopoulou et al., 2023), performing weight-space averaging over adapter weights of the 5 most similar tasks according to their sentence similarity. We adapt their approach to our setup (cf. Appendix A.1). In all two-stage MTL methods, source and target tasks are the same, containing the tasks of the underlying benchmark. For each target task, they learn a transfer layer (except for ADAPTERSOUP) and a new task head.

We select a set of strong STL baselines: FINETUNE, fully fine-tuning the PLM, ADAPTER Houlsby et al. (2019) learning an adapter module for each task, PROPETL (Zeng et al., 2023) a more memory-efficient variation based on parameter sparsification and COMPACTER++ (Mahabadi et al., 2021a) a highly parameter-efficient variation that leverages parameter-sharing between layers. As another STL baseline, we train (IA)³ (Liu et al., 2022), which learns scaling vectors applied to the key and value matrices and intermediate activations in the feed-forward layer of the PLM.

Furthermore, we conduct experiments on several joint MTL baselines, namely FINETUNE-M, ADAPTER-M, and PROPETL-M, the fully fine-tuned, adapter-based, and PropETL-based joint MTL variants, respectively; and, finally, HYPERFORMER and HYPERFORMER++ (Karimi Ma-

³The RTE task is contained in both GLUE and SuperGLUE.

habadi et al., 2021). FINETUNE-M updates all PLM parameters, ADAPTER-M adds a single adapter module shared for all tasks, and PROPETL-M combines sparse layer- and task-specific masks through a logical OR operation. Based on task-specific embeddings, HYPERFORMER and HYPERFORMER++ generate module parameters by a shared hypernetwork. In all adapter-based models, we use a reduction factor of 16, and, following Pfeiffer et al. (2021), insert the modules after the feed-forward layer of the PLM. Furthermore, to allow a fair comparison, we adapt PROPETL-M, HYPERFORMER, and HYPERFORMER++ to this setting by inserting the adapter modules only after the feed-forward block of the PLM. To accommodate possible variations in performance, we train each model on multiple seeds, and report the mean and standard deviation over multiple runs.

The full details of the experiment setup regarding the benchmarks and their splits, infrastructure, training, and hyperparameters are provided in Appendix A.1. To further enable the reproducibility of our results, our code, including documentation, is available at <https://github.com/CPJKU/ScaleLearn>.

6 RESULTS

6.1 PARAMETER-EFFICIENCY ANALYSIS

Table 1 provides a comprehensive overview of the number of learnable parameters of the models in our experiment setting on GLUE and SuperGLUE: RoBERTa_{BASE} as the backbone PLM, 8 source tasks, and the same 8 tasks as target tasks ($|S| = |T| = 8$). Starting from the STL models, the first and middle columns report the number of trainable parameters for one and all tasks, respectively. The joint MTL models learn all tasks simultaneously, and hence only contain values in the middle column. For the two-stage MTL models, we report the number of trainable parameters of the transfer layer for one target task (Ω_t) in the first column, the same for all target tasks in the middle (Ω), and the sum of the number of transfer (Ω) and source adapter parameters (Θ) in the last column. We deliberately organize the transfer parameters of the two-stage models (Ω) under the corresponding numbers of other models in the middle column since the two-stage paradigm benefits from already trained adapters and only needs to learn the transfer layer. The last column is provided for completeness in the case that the adapters should also be trained.

Comparing the results of the two-stage MTL methods in the transfer layer, ADAPTERFUSION is expectedly far less parameter-efficient than SCALEARN models, where SCALEARNUNIFORM++ only requires 64 parameters. The variants of SCALEARN add considerably fewer transfer parameters compared to the overall parameters of the particularly efficient joint MTL methods. Moreover, the SCALEARN models still remain comparable when also taking into account the source adapter parameters. Considering these results, in the following we report and discuss the evaluation results in transfer learning and few-shot learning on the respective benchmarks.

6.2 TRANSFER LEARNING PERFORMANCE

Results on GLUE. Table 2 shows the evaluation results on the GLUE benchmark using RoBERTa_{BASE}. The evaluation metrics are Pearson’s correlation for STS-B, Matthews’ correlation for CoLA, and accuracy for the rest. We average the results over several runs and report the corresponding standard deviation in the subscripts. Overall, the two-stage models obtain strong gains, outperforming STL and joint MTL models. Remarkably, all variants of SCALEARN, including the highly parameter-efficient SCALEARNUNIFORM++ achieve similarly good results with only a fraction of the parameters of ADAPTERFUSION. Comparing the different variations of our method, while SCALEARN shows the best results, the other models also perform highly competitively.

Results on SuperGLUE. Table 3 shows the results on SuperGLUE for all methods considered. The evaluation metrics are F1 for MultiRC and ReCoRD and accuracy for other tasks. We observe similar patterns on this benchmark: two-stage models generally outperform other baselines. In this benchmark, SCALEARN and SCALEARN++ improve upon ADAPTERFUSION by 2 percentage points of the average results. Notably, we observe performance drops for various joint MTL models in comparison to other models (up to -27% when comparing HYPERFORMER++ and ADAPTER). This may be a signal of the sensitivity of these models to the selection of tasks. Furthermore, the subpar performance of AdapterSoup suggests that calculating weights using sentence similarity is

Table 2: Evaluation results on GLUE using RoBERTa_{BASE}. (Top) STL models, only learning a single task at a time. (Middle) Joint MTL methods, learning all tasks simultaneously. (Bottom) Two-stage MTL methods, composing the knowledge of several source adapters. The overall best results are underlined, and the best results among the two-stage MTL models are shown in **bold**.

Model	MNLI	QQP	QNLI	SST-2	STS-B	MRPC	RTE	CoLA	Avg.
FINETUNE	86.61 _{0.51}	90.32 _{0.15}	91.78 _{0.28}	93.33 _{0.48}	90.53 _{0.22}	86.94 _{1.52}	73.47 _{2.05}	58.46 _{4.03}	83.93 _{0.60}
ADAPTER	86.50 _{0.33}	90.18 _{0.11}	92.25 _{0.19}	93.65 _{0.71}	90.23 _{0.41}	86.64 _{1.07}	72.89 _{2.54}	58.28 _{2.50}	83.83 _{0.48}
PROPETL	86.19 _{0.25}	88.88 _{0.48}	92.05 _{0.80}	93.81 _{0.72}	90.03 _{0.35}	85.93 _{1.22}	74.19 _{2.03}	59.29 _{2.07}	83.80 _{0.42}
COMPACTER++	85.62 _{0.42}	88.84 _{0.70}	91.79 _{0.39}	93.58 _{0.34}	89.67 _{0.54}	87.21 _{0.61}	72.02 _{2.21}	58.49 _{2.58}	83.40 _{0.45}
(IA) ³	83.78 _{0.88}	88.37 _{0.20}	90.57 _{0.38}	93.35 _{0.30}	89.93 _{0.30}	87.11 _{1.14}	72.56 _{2.23}	56.57 _{5.39}	82.78 _{1.36}
FINETUNE-M	84.95 _{0.36}	89.76 _{0.12}	90.91 _{0.07}	92.58 _{0.76}	86.14 _{0.53}	83.42 _{0.50}	80.99 _{2.54}	49.12 _{1.74}	82.23 _{0.41}
ADAPTER-M	86.03 _{0.18}	89.69 _{0.01}	91.58 _{0.30}	93.35 _{0.41}	88.71 _{0.49}	86.76 _{0.92}	80.26 _{1.96}	51.79 _{1.23}	83.52 _{0.32}
PROPETL-M	85.23 _{0.45}	87.82 _{0.16}	91.37 _{0.52}	93.88 _{0.44}	90.27 _{0.22}	86.36 _{1.82}	78.58 _{0.90}	54.71 _{1.12}	83.53 _{0.31}
HYPERFORMER	86.08 _{0.46}	89.13 _{0.23}	91.81 _{0.07}	93.16 _{0.99}	90.63 _{0.32}	87.01 _{0.87}	82.79 _{1.68}	57.30 _{2.21}	84.74 _{0.39}
HYPERFORMER++	86.38 _{0.18}	88.81 _{0.29}	91.99 _{0.17}	93.27 _{0.11}	90.80 _{0.12}	87.83 _{1.42}	<u>83.75</u> _{0.78}	54.05 _{3.30}	84.61 _{0.46}
ADAPTERFUSION	86.82 _{0.04}	90.23 _{0.01}	92.48 _{0.15}	93.23 _{0.95}	90.37 _{0.20}	88.41 _{0.49}	79.49 _{2.21}	59.04 _{1.69}	85.01 _{0.37}
ADAPTERSOUP	63.47 _{0.37}	81.63 _{0.23}	78.00 _{0.20}	90.75 _{0.24}	80.17 _{0.18}	75.00 _{1.18}	62.09 _{0.64}	41.06 _{1.68}	71.52 _{0.59}
SCALEARN	86.97 _{0.09}	90.32 _{0.10}	92.51 _{0.17}	93.88 _{0.18}	<u>90.96</u> _{0.16}	87.75 _{0.58}	82.06 _{1.37}	58.47 _{1.76}	85.36 _{0.55}
SCALEARNUNIFORM	86.93 _{0.10}	<u>90.38</u> _{0.11}	92.53 _{0.28}	93.58 _{0.20}	90.08 _{0.07}	87.57 _{0.86}	80.07 _{1.18}	59.04 _{1.05}	85.02 _{0.49}
SCALEARN++	87.06 _{0.03}	90.04 _{0.12}	92.03 _{0.10}	<u>94.15</u> _{0.30}	90.62 _{0.13}	88.21 _{0.63}	80.87 _{1.05}	59.82 _{0.78}	85.35 _{0.52}
SCALEARNUNIFORM++	86.98 _{0.17}	90.38 _{0.01}	92.53 _{0.28}	94.11 _{0.07}	90.18 _{0.19}	87.43 _{0.63}	80.04 _{0.99}	59.45 _{0.67}	85.14 _{0.38}

Table 3: Evaluation results on SuperGLUE using RoBERTa_{BASE}.

Model	ReCoRD	MultiRC	BoolQ	WiC	WSC	COPA	CB	RTE	Avg.
FINETUNE	71.61 _{0.84}	71.64 _{1.15}	76.80 _{1.34}	66.38 _{2.08}	<u>63.46</u> _{0.00}	68.60 _{6.74}	81.96 _{4.33}	73.47 _{2.05}	71.74 _{2.32}
ADAPTER	79.02 _{0.62}	72.84 _{0.48}	76.71 _{1.38}	65.58 _{1.56}	<u>63.46</u> _{0.00}	70.20 _{4.13}	84.82 _{3.18}	72.89 _{2.54}	73.19 _{1.74}
PROPETL	<u>80.29</u> _{0.24}	73.07 _{0.49}	76.58 _{0.78}	66.60 _{1.65}	<u>63.46</u> _{0.00}	70.60 _{3.44}	84.46 _{3.86}	74.19 _{2.03}	73.69 _{1.53}
COMPACTER++	77.69 _{2.67}	70.44 _{0.57}	75.88 _{0.96}	66.46 _{1.63}	<u>63.46</u> _{0.00}	68.30 _{4.00}	87.68 _{3.62}	72.02 _{2.21}	72.74 _{1.96}
(IA) ³	75.27 _{0.23}	70.32 _{0.49}	76.31 _{0.79}	67.07 _{1.68}	63.35 _{0.32}	69.30 _{3.37}	87.32 _{4.57}	72.56 _{2.23}	72.69 _{1.71}
FINETUNE-M	72.21 _{0.28}	72.11 _{0.68}	76.39 _{3.07}	52.19 _{1.11}	<u>63.46</u> _{0.00}	74.33 _{3.40}	84.52 _{0.84}	74.85 _{7.42}	71.26 _{2.10}
ADAPTER-M	72.43 _{0.64}	72.46 _{0.43}	75.32 _{2.78}	51.99 _{1.74}	59.94 _{2.97}	71.67 _{3.40}	86.31 _{1.68}	76.53 _{1.06}	70.83 _{1.84}
PROPETL-M	73.14 _{0.19}	72.07 _{0.58}	73.91 _{3.27}	50.73 _{0.99}	59.62 _{5.44}	74.00 _{3.27}	82.14 _{1.46}	73.65 _{3.83}	69.91 _{2.38}
HYPERFORMER	65.93 _{4.47}	33.54 _{33.54}	74.01 _{1.10}	55.49 _{1.72}	52.88 _{10.58}	55.50 _{2.50}	71.43 _{7.14}	61.73 _{9.03}	58.81 _{8.76}
HYPERFORMER++	24.50 _{8.13}	19.47 _{27.53}	62.17 _{0.00}	50.00 _{0.00}	<u>63.46</u> _{0.00}	54.33 _{3.30}	49.40 _{0.84}	49.09 _{2.56}	46.55 _{5.30}
ADAPTERFUSION	78.82 _{0.49}	71.79 _{1.67}	76.72 _{0.55}	66.57 _{1.24}	<u>63.46</u> _{0.00}	73.10 _{4.51}	82.32 _{2.85}	76.03 _{2.38}	73.60 _{1.71}
ADAPTERSOUP	64.26 _{0.13}	33.62 _{4.28}	68.84 _{0.31}	58.53 _{0.60}	<u>63.46</u> _{0.00}	52.40 _{2.41}	70.89 _{0.86}	57.83 _{0.93}	58.73 _{1.19}
SCALEARN	79.52 _{0.06}	<u>73.22</u> _{0.44}	<u>77.27</u> _{0.68}	66.35 _{1.20}	<u>63.46</u> _{0.00}	74.80 _{2.15}	90.89 _{2.59}	78.88 _{2.14}	75.55 _{1.16}
SCALEARNUNIFORM	80.13 _{0.38}	71.91 _{0.60}	76.06 _{0.41}	67.37 _{1.22}	62.50 _{1.27}	71.20 _{1.23}	89.11 _{1.97}	75.31 _{0.90}	74.20 _{1.00}
SCALEARN++	80.13 _{0.09}	72.71 _{0.57}	76.44 _{0.53}	67.13 _{1.24}	62.26 _{2.28}	75.20 _{1.93}	<u>93.04</u> _{1.14}	79.03 _{0.95}	75.74 _{1.22}
SCALEARNUNIFORM++	79.79 _{0.14}	71.75 _{0.38}	76.13 _{0.52}	67.87 _{0.89}	<u>63.46</u> _{0.00}	74.00 _{1.70}	91.61 _{2.53}	74.84 _{1.58}	74.93 _{0.97}

not appropriate for our specific problem setup. In contrast, the other two-stage MTL models (and, in particular, our SCALEARN models) do not show any considerable performance decreases.

Results on HumSet. Table 4 shows the results on HumSet using XLM-R_{BASE} with the F1-score as the evaluation metric. Similarly, SCALEARN performs the best among all the methods, whereas the more parameter-efficient variants of SCALEARN are only marginally weaker in performance. On this benchmark, in particular, all joint MTL methods show poor performance, highlighting the sensitivity of these methods to task selection (up to -27% for STL and MTL versions of FINETUNE).

We conduct an ablation study on the effect on different combinatorial operators in SCALEARN, reported in Appendix A.3. In Appendix A.4, we provide further experiments and analyses of the results along with the results of GLUE and SuperGLUE using RoBERTa_{LARGE}, HumSet using XLM-R_{LARGE}, and for the combination of all tasks from GLUE and SuperGLUE. Finally, we provide an analysis of the scaling coefficients of SCALEARNUNIFORM and SCALEARNUNIFORM++ in Appendix A.5, revealing the effect of various source adapters on a target task.

6.3 FEW-SHOT TRANSFER LEARNING

We further assess the applicability of SCALEARN in a few-shot setting, where we assume that only $k = \{4, 16, 32, 100\}$ training samples are available for a given target task. For two-stage MTL methods, for a given benchmark, we use the source adapters of all tasks except the one corresponding to the target task, where we use a source adapter trained on only k samples. On the basis of this set of source adapters, we then train a transfer layer on the target task using k data points.

Table 4: Evaluation results on HumSet using XLM-R_{BASE}.

Model	Sectors	Pillars 1D	Subpillars 1D	Pillars 2D	Subpillars 2D	Avg.
FINETUNE	71.99 _{0.32}	50.40 _{0.24}	43.76 _{0.67}	61.04 _{0.26}	41.68 _{0.62}	53.77 _{0.42}
ADAPTER	71.38 _{0.28}	51.02 _{1.23}	43.26 _{0.82}	61.43 _{0.91}	42.46 _{0.51}	53.91 _{0.75}
PROPETL	71.69 _{0.86}	49.69 _{1.30}	41.63 _{0.84}	60.58 _{0.91}	39.85 _{1.10}	52.69 _{1.00}
COMPACTER++	69.97 _{1.89}	37.37 _{7.99}	37.76 _{2.14}	58.13 _{1.64}	33.10 _{9.00}	47.26 _{4.53}
(IA) ³	70.22 _{0.97}	45.55 _{3.43}	40.05 _{3.15}	58.54 _{1.38}	39.27 _{1.01}	50.73 _{1.99}
FINETUNE-M	51.75 _{3.62}	22.65 _{12.88}	13.54 _{6.06}	33.27 _{21.23}	12.42 _{3.39}	26.73 _{9.44}
ADAPTER-M	56.20 _{2.72}	28.53 _{14.56}	16.53 _{9.46}	35.90 _{17.36}	18.89 _{2.64}	31.21 _{9.35}
PROPETL-M	59.80 _{10.09}	26.10 _{14.36}	29.57 _{7.40}	37.53 _{12.08}	30.35 _{5.91}	36.67 _{9.97}
HYPERFORMER	71.08 _{1.04}	40.65 _{6.93}	34.16 _{3.37}	46.22 _{14.11}	32.47 _{4.46}	44.92 _{5.98}
HYPERFORMER++	60.42 _{9.79}	22.07 _{7.45}	20.35 _{7.04}	30.55 _{19.83}	18.90 _{10.84}	30.46 _{10.99}
ADAPTERFUSION	72.05 _{0.12}	49.63 _{0.53}	43.15 _{0.38}	60.68 _{0.23}	42.14 _{0.46}	53.53 _{0.35}
ADAPTERSOUP	56.81 _{1.90}	30.09 _{0.40}	21.84 _{0.55}	40.71 _{0.98}	17.89 _{2.02}	33.47 _{1.17}
SCALEARN	72.36 _{0.05}	51.63 _{0.61}	44.06 _{0.37}	61.52 _{0.11}	42.81 _{0.63}	54.48 _{0.35}
SCALEARNUNIFORM	72.20 _{0.14}	50.08 _{0.79}	42.97 _{0.70}	60.62 _{0.16}	41.95 _{0.60}	53.56 _{0.48}
SCALEARN++	72.38 _{0.27}	51.66 _{0.27}	44.23 _{0.50}	61.66 _{0.13}	42.21 _{0.21}	54.43 _{0.28}
SCALEARNUNIFORM++	72.02 _{0.32}	50.78 _{0.41}	42.60 _{0.85}	60.82 _{0.14}	42.14 _{0.72}	53.67 _{0.49}

Table 3 shows the performance of ADAPTER, ADAPTERFUSION, and SCALEARN on the GLUE, SuperGLUE, and HumSet benchmarks, averaged over 5 runs. We observe that SCALEARN consistently outperforms ADAPTER and ADAPTERFUSION in all benchmarks and values of k (except for $k = 4$ on HumSet) pointing to the strength of our method for data-lean settings. We provide the full results, including per-dataset ones, other variations of SCALEARN, and on RoBERTa_{LARGE} in A.6.

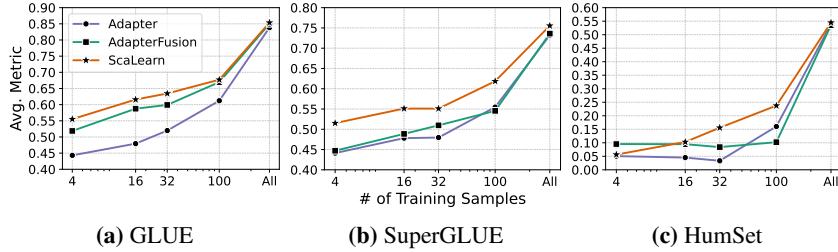


Figure 3: Few-shot transfer learning results with $k = \{4, 16, 32, 100\}$ training samples for each target task using the BASE models of RoBERTa and XLM-R. Full results over several runs are provided in Appendix A.6.

7 RELATED WORK

Parameter-efficient task learning in NLP. Various parameter-efficient methods have emerged as a more sustainable alternative to full fine-tuning, enabling modularization, efficient sharing, and reusability of knowledge. A common modularization approach is to introduce a small number of additional parameters into a PLM, realized by various methods such as Adapters (Rebuffi et al., 2017; Houlsby et al., 2019), Compacter (Mahabadi et al., 2021a), and ProPETL-Adapter (Zeng et al., 2023). Similarly, LoRA (Hu et al., 2022) injects trainable low-rank matrices into each transformer layer, and BitFit (Ben Zaken et al., 2022) updates only the bias terms. Another line of research identifies sparse subnetworks within the model to tune (Ansell et al., 2022; Guo et al., 2021; Hauzenberger et al., 2023), while He et al. (2022) and Mao et al. (2022) propose to merge various distinct modules. We refer to Pfeiffer et al. (2023) for a full survey on this topic.

Learning by scaling. Besides the common approach of learning a feed-forward layer for a (non-) linear transformation of an input vector, several recent methods explore the merit of learning a scaling vector applied to the input vector in various scenarios. Liu et al. (2022) learn a modular network for STL that rescales PLM vectors through element-wise multiplication. Ilharco et al. (2023) and Ortiz-Jiménez et al. (2023) introduce task arithmetic to control PLM behavior by extracting task vectors from pre- and post-fine-tuning model weights, then scaling and combining them to improve MTL performance. Masoudian et al. (2023) learn a gating adapter that adjusts the scaling of representations to control the behavior of the model at inference time. Finally, Lian et al. (2022) learn to

shift and scale the output vectors of a vision transformer in an STL setting. Our work contributes to this line of research by leveraging scaling for highly parameter-efficient and effective MTL.

Joint MTL. Interference and imbalance between tasks have been shown to impede performance in joint MTL (Kirkpatrick et al., 2017; Kendall et al., 2018; Pfeiffer et al., 2023). Several studies have aimed to address these issues and improve generalization. For example, Liu et al. (2019a) learn representations across multiple NLU tasks using context from a semantic similarity model, and Pilault et al. (2021) introduce a parameter-efficient model that uses modules facilitating weight sharing. Moreover, Stickland & Murray (2019) use an adapter for each task while also updating the PLM parameters. Zhang et al. (2022) further focus on modularity by only activating a subset of task-specific modules at once; however, tasks must be mapped a priori to a given high-level skill. Ponti et al. (2023) and Caccia et al. (2022) loosen this constraint by learning a task-skill allocation matrix for cross-task generalization, but rely on a multi-task pre-training stage. Finally, Mahabadi et al. (2021b) leverage a hypernetwork (Ha et al., 2017) that generates modular task-specific parameters.

Two-stage MTL. Various methods have been proposed to extract task-specific information and compose this knowledge. Chronopoulou et al. (2023) studies transfer learning in generative PLMs by first selecting source adapters based on different heuristics and merging their weights to create a new combined adapter. Huang et al. (2023) introduce LoraHub with the aim of composing LoRA (Hu et al., 2022) modules for cross-task generalization using black-box optimization and an additional pre-filtering stage. Asai et al. (2022) and Wang et al. (2023) leverage continuous prompts learned on large-scale source tasks, leading to competitive performance in MTL benchmarks, although both methods depend on the selection of typically high-resource source tasks. In contrast to the mentioned methods that highly depend on the selection of tasks and/or apply the combination to the weights, Pfeiffer et al. (2021) combines the output representations of several independent source adapters through an attention mechanism. Our work is directly related to this line of research and introduces a novel highly parameter-efficient transfer layer applied to the output representation.

8 CONCLUSION

We propose SCALEARN, a highly parameter-efficient and effective two-stage MTL method leveraging simple scaling of output vectors. Based on an initial analysis of the effect of scaling adapter output representations, our proposed approach directly learns the coefficients that scale the representations of source adapters and combines them by simply taking the sum. We conduct extensive transfer learning experiments using encoder PLMs on the three benchmarks of GLUE, SuperGLUE, and HumSet, consisting of a diverse set of tasks, domains, and languages. Our evaluation results show that SCALEARN and even its extremely parameter-efficient variants, such as SCALEARNUNIFORM++, obtain strong improvement over existing MTL methods without any negative cross-task effects. We further show that these improvements are also present in few-shot transfer learning.

ETHICS STATEMENT

The nature of our work is manifold, and so are the ethical aspects touched by our research. First, we acknowledge the potential of NLP datasets and models for encoding unfair stereotypical (Blodgett et al., 2020) and exclusive (Dev et al., 2021) biases that may lead to representational and allocational harms (Barocas et al., 2017). This potential is a general property of PLMs, and the models and datasets we use in this research are no exception to this danger. We thus strongly advise practitioners to carefully consider the sociotechnical context before deploying any models (with or without SCALEARN), and, aligned with the specific deployment scenario, to take measures against unfair discrimination. Examples of such measures include the use of bias measurement (Nangia et al., 2020) and mitigation (Bordia & Bowman, 2019) approaches. Second, the core of this work deals with efficiency aspects. On the one hand, given the well-known relationship between model training (and inference) effort and potential CO₂ emissions (Strubell et al., 2019), our work directly contributes to reaching the goals of Green AI by making parameter-efficient MTL more environmentally sustainable. On the other hand, since PLM training often comes with high infrastructure requirements exclusive to certain user groups (Bender et al., 2021), we hope that our work also contributes to the ongoing democratization of language technology by reducing resource-related usage barriers.

REPRODUCIBILITY STATEMENT

For all our experiments, we use PLM configurations that are publicly available and can be downloaded from the Huggingface transformers library (Wolf et al., 2020). Sufficient details to reproduce our results, including hyperparameter settings and seeds used in training, and information about the datasets we use for training, including splits, can be found in Section 5 and in Appendix A.1. All datasets we use in our experiments are commonly used in the MTL literature and publicly available to ensure comparability and reproducibility. We also release our code under the MIT License, ensuring open access to the community for further development.

ACKNOWLEDGEMENTS

This work received financial support by the State of Upper Austria and the Federal Ministry of Education, Science, and Research, through grant LIT-2021-YOU-215. The work of Carolin Holtermann and Anne Lauscher is funded under the Excellence Strategy of the German Federal Government and the Länder. The authors would like to thank Benjamin Minixhofer for his invaluable feedback on the manuscript.

REFERENCES

- Alan Ansell, Edoardo Ponti, Anna Korhonen, and Ivan Vulić. Composable sparse fine-tuning for cross-lingual transfer. In *Proceedings of the 60th Annual Meeting of the Association for Computational Linguistics (Volume 1: Long Papers)*, pp. 1778–1796, Dublin, Ireland, May 2022. Association for Computational Linguistics. doi: 10.18653/v1/2022.acl-long.125. URL <https://aclanthology.org/2022.acl-long.125>.
- Akari Asai, Mohammadreza Salehi, Matthew E. Peters, and Hannaneh Hajishirzi. ATTEMPT: parameter-efficient multi-task tuning via attentional mixtures of soft prompts. In Yoav Goldberg, Zornitsa Kozareva, and Yue Zhang (eds.), *Proceedings of the 2022 Conference on Empirical Methods in Natural Language Processing, EMNLP 2022, Abu Dhabi, United Arab Emirates, December 7-11, 2022*, pp. 6655–6672. Association for Computational Linguistics, 2022. URL <https://aclanthology.org/2022.emnlp-main.446>.
- Yue Bai, Huan Wang, Xu Ma, Yitian Zhang, Zhiqiang Tao, and Yun Fu. Parameter-efficient masking networks. In *NeurIPS*, 2022. URL http://papers.nips.cc/paper_files/paper/2022/hash/427048354ac2db22d43149c51346bafd-Abstract-Conference.html.
- Solon Barocas, Kate Crawford, Aaron Shapiro, and Hanna Wallach. The problem with bias: Allocative versus representational harms in machine learning. In *9th Annual Conference of the Special Interest Group for Computing, Information and Society*, 2017.
- Elad Ben Zaken, Yoav Goldberg, and Shauli Ravfogel. BitFit: Simple parameter-efficient fine-tuning for transformer-based masked language-models. In *Proceedings of the 60th Annual Meeting of the Association for Computational Linguistics (Volume 2: Short Papers)*, pp. 1–9, Dublin, Ireland, May 2022. Association for Computational Linguistics. doi: 10.18653/v1/2022.acl-short.1. URL <https://aclanthology.org/2022.acl-short.1>.
- Emily M. Bender, Timnit Gebru, Angelina McMillan-Major, and Shmargaret Shmitchell. On the dangers of stochastic parrots: Can language models be too big? In *Proceedings of the 2021 ACM Conference on Fairness, Accountability, and Transparency, FAccT ’21*, pp. 610–623, New York, NY, USA, 2021. Association for Computing Machinery. ISBN 9781450383097. doi: 10.1145/3442188.3445922. URL <https://doi.org/10.1145/3442188.3445922>.
- Su Lin Blodgett, Solon Barocas, Hal Daumé III, and Hanna Wallach. Language (technology) is power: A critical survey of “bias” in NLP. In *Proceedings of the 58th Annual Meeting of the Association for Computational Linguistics*, pp. 5454–5476, Online, 2020. Association for Computational Linguistics. doi: 10.18653/v1/2020.acl-main.485. URL <https://www.aclweb.org/anthology/2020.acl-main.485>.

-
- Shikha Bordia and Samuel R. Bowman. Identifying and reducing gender bias in word-level language models. In *Proceedings of the 2019 Conference of the North American Chapter of the Association for Computational Linguistics: Student Research Workshop*, pp. 7–15, Minneapolis, Minnesota, June 2019. Association for Computational Linguistics. doi: 10.18653/v1/N19-3002. URL <https://aclanthology.org/N19-3002>.
- Lucas Caccia, Edoardo Ponti, Lucas Liu, Matheus Pereira, Nicolas Le Roux, and Alessandro Sordani. Multi-head adapter routing for data-efficient fine-tuning. *arXiv preprint arXiv:2211.03831*, 2022.
- Guanzheng Chen, Fangyu Liu, Zaiqiao Meng, and Shangsong Liang. Revisiting parameter-efficient tuning: Are we really there yet? In *Proceedings of the 2022 Conference on Empirical Methods in Natural Language Processing*, pp. 2612–2626, Abu Dhabi, United Arab Emirates, December 2022. Association for Computational Linguistics. doi: 10.18653/v1/2022.emnlp-main.168. URL <https://aclanthology.org/2022.emnlp-main.168>.
- Alexandra Chronopoulou, Matthew Peters, Alexander Fraser, and Jesse Dodge. AdapterSoup: Weight averaging to improve generalization of pretrained language models. In *Findings of the Association for Computational Linguistics: EACL 2023*, pp. 2054–2063, Dubrovnik, Croatia, 2023. Association for Computational Linguistics. URL <https://aclanthology.org/2023.findings-eacl.153>.
- Alexis Conneau, Kartikay Khandelwal, Naman Goyal, Vishrav Chaudhary, Guillaume Wenzek, Francisco Guzmán, Edouard Grave, Myle Ott, Luke Zettlemoyer, and Veselin Stoyanov. Un-supervised cross-lingual representation learning at scale. In *Proceedings of the 58th Annual Meeting of the Association for Computational Linguistics*, pp. 8440–8451, Online, July 2020. Association for Computational Linguistics. doi: 10.18653/v1/2020.acl-main.747. URL <https://aclanthology.org/2020.acl-main.747>.
- Sunipa Dev, Masoud Monajatipoor, Anaelia Ovalle, Arjun Subramonian, Jeff Phillips, and Kai-Wei Chang. Harms of gender exclusivity and challenges in non-binary representation in language technologies. In *Proceedings of the 2021 Conference on Empirical Methods in Natural Language Processing*, pp. 1968–1994, Online and Punta Cana, Dominican Republic, November 2021. Association for Computational Linguistics. URL <https://aclanthology.org/2021.emnlp-main.150>.
- Selim Fekih, Nicolo’ Tamagnone, Benjamin Minixhofer, Ranjan Shrestha, Ximena Contla, Ewan Oglethorpe, and Navid Rekabsaz. HumSet: Dataset of multilingual information extraction and classification for humanitarian crises response. In *Findings of the Association for Computational Linguistics: EMNLP 2022*, pp. 4379–4389, Abu Dhabi, United Arab Emirates, December 2022. Association for Computational Linguistics. doi: 10.18653/v1/2022.findings-emnlp.321. URL <https://aclanthology.org/2022.findings-emnlp.321>.
- Yoav Goldberg. Assessing bert’s syntactic abilities. *CoRR*, abs/1901.05287, 2019. URL <http://arxiv.org/abs/1901.05287>.
- Demi Guo, Alexander Rush, and Yoon Kim. Parameter-efficient transfer learning with diff pruning. In *Proceedings of the 59th Annual Meeting of the Association for Computational Linguistics and the 11th International Joint Conference on Natural Language Processing (Volume 1: Long Papers)*, pp. 4884–4896, Online, August 2021. Association for Computational Linguistics. doi: 10.18653/v1/2021.acl-long.378. URL <https://aclanthology.org/2021.acl-long.378>.
- David Ha, Andrew M. Dai, and Quoc V. Le. Hypernetworks. In *5th International Conference on Learning Representations, ICLR 2017, Toulon, France, April 24-26, 2017, Conference Track Proceedings*. OpenReview.net, 2017. URL <https://openreview.net/forum?id=rkpACe1lx>.
- Lukas Hauzenberger, Shahed Masoudian, Deepak Kumar, Markus Schedl, and Navid Rekabsaz. Modular and On-demand Bias Mitigation with Attribute-Removal Subnetworks. In *Findings of the Association for Computational Linguistics: ACL (Findings of ACL)*, 2023.
- Junxian He, Chunting Zhou, Xuezhe Ma, Taylor Berg-Kirkpatrick, and Graham Neubig. Towards a unified view of parameter-efficient transfer learning. In *The Tenth International Conference on Learning Representations, ICLR 2022, Virtual Event, April 25-29, 2022*. OpenReview.net, 2022. URL <https://openreview.net/forum?id=0RDcd5Axok>.

-
- Neil Houlsby, Andrei Giurgiu, Stanislaw Jastrzebski, Bruna Morrone, Quentin de Laroussilhe, Andrea Gesmundo, Mona Attariyan, and Sylvain Gelly. Parameter-efficient transfer learning for NLP. In Kamalika Chaudhuri and Ruslan Salakhutdinov (eds.), *Proceedings of the 36th International Conference on Machine Learning, ICML 2019, 9-15 June 2019, Long Beach, California, USA*, volume 97 of *Proceedings of Machine Learning Research*, pp. 2790–2799. PMLR, 2019. URL <http://proceedings.mlr.press/v97/houlsby19a.html>.
- Edward J Hu, Yelong Shen, Phillip Wallis, Zeyuan Allen-Zhu, Yanzhi Li, Shean Wang, Lu Wang, and Weizhu Chen. LoRA: Low-rank adaptation of large language models. In *International Conference on Learning Representations*, 2022. URL <https://openreview.net/forum?id=nZeVKeeFYf9>.
- Chengsong Huang, Qian Liu, Bill Yuchen Lin, Tianyu Pang, Chao Du, and Min Lin. Lorahub: Efficient cross-task generalization via dynamic lora composition. *CoRR*, abs/2307.13269, 2023. doi: 10.48550/arXiv.2307.13269. URL <https://doi.org/10.48550/arXiv.2307.13269>.
- Gabriel Ilharco, Marco Túlio Ribeiro, Mitchell Wortsman, Ludwig Schmidt, Hannaneh Hajishirzi, and Ali Farhadi. Editing models with task arithmetic. In *The Eleventh International Conference on Learning Representations, ICLR 2023, Kigali, Rwanda, May 1-5, 2023*. OpenReview.net, 2023. URL <https://openreview.net/pdf?id=6t0Kwf8-jrj>.
- Ganesh Jawahar, Benoît Sagot, and Djamé Seddah. What does BERT learn about the structure of language? In Anna Korhonen, David R. Traum, and Lluís Màrquez (eds.), *Proceedings of the 57th Conference of the Association for Computational Linguistics, ACL 2019, Florence, Italy, July 28-August 2, 2019, Volume 1: Long Papers*, pp. 3651–3657. Association for Computational Linguistics, 2019. doi: 10.18653/v1/p19-1356. URL <https://doi.org/10.18653/v1/p19-1356>.
- Rabeeh Karimi Mahabadi, Sebastian Ruder, Mostafa Dehghani, and James Henderson. Parameter-efficient multi-task fine-tuning for transformers via shared hypernetworks. In *Proceedings of the 59th Annual Meeting of the Association for Computational Linguistics and the 11th International Joint Conference on Natural Language Processing (Volume 1: Long Papers)*, pp. 565–576, Online, August 2021. Association for Computational Linguistics. doi: 10.18653/v1/2021.acl-long.47. URL <https://aclanthology.org/2021.acl-long.47>.
- Alex Kendall, Yarin Gal, and Roberto Cipolla. Multi-task learning using uncertainty to weigh losses for scene geometry and semantics. In *Proceedings of the IEEE conference on computer vision and pattern recognition*, pp. 7482–7491, 2018.
- Diederik P. Kingma and Jimmy Ba. Adam: A method for stochastic optimization. In Yoshua Bengio and Yann LeCun (eds.), *3rd International Conference on Learning Representations, ICLR 2015, San Diego, CA, USA, May 7-9, 2015, Conference Track Proceedings*, 2015. URL <http://arxiv.org/abs/1412.6980>.
- James Kirkpatrick, Razvan Pascanu, Neil Rabinowitz, Joel Veness, Guillaume Desjardins, Andrei A. Rusu, Kieran Milan, John Quan, Tiago Ramalho, Agnieszka Grabska-Barwinska, Demis Hassabis, Claudia Clopath, Dharshan Kumaran, and Raia Hadsell. Overcoming catastrophic forgetting in neural networks. *Proceedings of the National Academy of Sciences*, 114(13):3521–3526, 2017. doi: 10.1073/pnas.1611835114. URL <https://www.pnas.org/doi/abs/10.1073/pnas.1611835114>.
- Deepak Kumar, Oleg Lesota, George Zerveas, Daniel Cohen, Carsten Eickhoff, Markus Schedl, and Navid Rekasaz. Parameter-efficient modularised bias mitigation via AdapterFusion. In *Proceedings of the 17th Conference of the European Chapter of the Association for Computational Linguistics*, pp. 2738–2751, Dubrovnik, Croatia, May 2023. Association for Computational Linguistics. doi: 10.18653/v1/2023.eacl-main.201. URL <https://aclanthology.org/2023.eacl-main.201>.
- Anne Lauscher, Tobias Lueken, and Goran Glavaš. Sustainable modular debiasing of language models. In *Findings of the Association for Computational Linguistics: EMNLP 2021*, pp. 4782–4797, Punta Cana, Dominican Republic, November 2021. Association for Computational Linguistics. doi: 10.18653/v1/2021.findings-emnlp.411. URL <https://aclanthology.org/2021.findings-emnlp.411>.

-
- Quentin Lhoest, Albert Villanova del Moral, Yacine Jernite, Abhishek Thakur, Patrick von Platen, Suraj Patil, Julien Chaumond, Mariama Drame, Julien Plu, Lewis Tunstall, Joe Davison, Mario Šaško, Gunjan Chhablani, Bhavitvya Malik, Simon Brandeis, Teven Le Scao, Victor Sanh, Canwen Xu, Nicolas Patry, Angelina McMillan-Major, Philipp Schmid, Sylvain Gugger, Clément Delangue, Théo Matussière, Lysandre Debut, Stas Bekman, Pierric Cistac, Thibault Goehringer, Victor Mustar, François Lagunas, Alexander Rush, and Thomas Wolf. Datasets: A community library for natural language processing. In *Proceedings of the 2021 Conference on Empirical Methods in Natural Language Processing: System Demonstrations*, pp. 175–184, Online and Punta Cana, Dominican Republic, 2021. Association for Computational Linguistics. doi: 10.18653/v1/2021.emnlp-demo.21. URL <https://aclanthology.org/2021.emnlp-demo.21>.
- Xiang Lisa Li and Percy Liang. Prefix-tuning: Optimizing continuous prompts for generation. In *Proceedings of the 59th Annual Meeting of the Association for Computational Linguistics and the 11th International Joint Conference on Natural Language Processing (Volume 1: Long Papers)*, pp. 4582–4597, Online, August 2021. Association for Computational Linguistics. doi: 10.18653/v1/2021.acl-long.353. URL <https://aclanthology.org/2021.acl-long.353>.
- Dongze Lian, Daquan Zhou, Jiashi Feng, and Xinchao Wang. Scaling & shifting your features: A new baseline for efficient model tuning. In *NeurIPS*, 2022. URL http://papers.nips.cc/paper_files/paper/2022/hash/00bb4e415ef117f2dee2fc3b778d806d-Abstract-Conference.html.
- Haokun Liu, Derek Tam, Mohammed Muqeeth, Jay Mohta, Tenghao Huang, Mohit Bansal, and Colin Raffel. Few-shot parameter-efficient fine-tuning is better and cheaper than in-context learning. In *NeurIPS*, 2022. URL http://papers.nips.cc/paper_files/paper/2022/hash/0cde695b83bd186c1fd456302888454c-Abstract-Conference.html.
- Xiaodong Liu, Pengcheng He, Weizhu Chen, and Jianfeng Gao. Multi-task deep neural networks for natural language understanding. In Anna Korhonen, David R. Traum, and Lluís Màrquez (eds.), *Proceedings of the 57th Conference of the Association for Computational Linguistics, ACL 2019, Florence, Italy, July 28- August 2, 2019, Volume 1: Long Papers*, pp. 4487–4496. Association for Computational Linguistics, 2019a. doi: 10.18653/v1/p19-1441. URL <https://doi.org/10.18653/v1/p19-1441>.
- Yinhan Liu, Myle Ott, Naman Goyal, Jingfei Du, Mandar Joshi, Danqi Chen, Omer Levy, Mike Lewis, Luke Zettlemoyer, and Veselin Stoyanov. Roberta: A robustly optimized BERT pretraining approach. *CoRR*, abs/1907.11692, 2019b. URL <http://arxiv.org/abs/1907.11692>.
- Ilya Loshchilov and Frank Hutter. Decoupled weight decay regularization. In *7th International Conference on Learning Representations, ICLR 2019, New Orleans, LA, USA, May 6-9, 2019*. OpenReview.net, 2019. URL <https://openreview.net/forum?id=Bkg6RiCqY7>.
- Rabeeh Karimi Mahabadi, James Henderson, and Sebastian Ruder. Compacter: Efficient low-rank hypercomplex adapter layers. In Marc’Aurelio Ranzato, Alina Beygelzimer, Yann N. Dauphin, Percy Liang, and Jennifer Wortman Vaughan (eds.), *Advances in Neural Information Processing Systems 34: Annual Conference on Neural Information Processing Systems 2021, NeurIPS 2021, December 6-14, 2021, virtual*, pp. 1022–1035, 2021a. URL <https://proceedings.neurips.cc/paper/2021/hash/081be9fdff07f3bc808f935906ef70c0-Abstract.html>.
- Rabeeh Karimi Mahabadi, Sebastian Ruder, Mostafa Dehghani, and James Henderson. Parameter-efficient multi-task fine-tuning for transformers via shared hypernetworks. In Chengqing Zong, Fei Xia, Wenjie Li, and Roberto Navigli (eds.), *Proceedings of the 59th Annual Meeting of the Association for Computational Linguistics and the 11th International Joint Conference on Natural Language Processing, ACL/IJCNLP 2021, (Volume 1: Long Papers), Virtual Event, August 1-6, 2021*, pp. 565–576. Association for Computational Linguistics, 2021b. doi: 10.18653/v1/2021.acl-long.47. URL <https://doi.org/10.18653/v1/2021.acl-long.47>.
- Yuning Mao, Lambert Mathias, Rui Hou, Amjad Almahairi, Hao Ma, Jiawei Han, Scott Yih, and Madian Khabisa. UniPELT: A unified framework for parameter-efficient language model tuning. In *Proceedings of the 60th Annual Meeting of the Association for Computational Linguistics (Volume 1: Long Papers)*, pp. 6253–6264, Dublin, Ireland, 2022. Association for Computational

-
- Linguistics. doi: 10.18653/v1/2022.acl-long.433. URL <https://aclanthology.org/2022.acl-long.433>.
- Shahed Masoudian, Khaled Koutini, Markus Schedl, Gerhard Widmer, and Navid Rekasaz. Domain information control at inference time for acoustic scene classification. *CoRR*, abs/2306.08010, 2023. doi: 10.48550/arXiv.2306.08010. URL <https://doi.org/10.48550/arXiv.2306.08010>.
- Michael McCloskey and Neal J Cohen. Catastrophic interference in connectionist networks: The sequential learning problem. In *Psychology of learning and motivation*, volume 24, pp. 109–165. Elsevier, 1989.
- Nikita Nangia, Clara Vania, Rasika Bhalerao, and Samuel R. Bowman. CrowS-pairs: A challenge dataset for measuring social biases in masked language models. In *Proceedings of the 2020 Conference on Empirical Methods in Natural Language Processing (EMNLP)*, pp. 1953–1967, Online, November 2020. Association for Computational Linguistics. doi: 10.18653/v1/2020.emnlp-main.154. URL <https://www.aclweb.org/anthology/2020.emnlp-main.154>.
- Guillermo Ortiz-Jiménez, Alessandro Favero, and Pascal Frossard. Task arithmetic in the tangent space: Improved editing of pre-trained models. *CoRR*, abs/2305.12827, 2023. doi: 10.48550/arXiv.2305.12827. URL <https://doi.org/10.48550/arXiv.2305.12827>.
- Adam Paszke, Sam Gross, Francisco Massa, Adam Lerer, James Bradbury, Gregory Chanan, Trevor Killeen, Zeming Lin, Natalia Gimelshein, Luca Antiga, Alban Desmaison, Andreas Köpf, Edward Yang, Zachary DeVito, Martin Raison, Alykhan Tejani, Sasank Chilamkurthy, Benoit Steiner, Lu Fang, Junjie Bai, and Soumith Chintala. Pytorch: An imperative style, high-performance deep learning library. In Hanna M. Wallach, Hugo Larochelle, Alina Beygelzimer, Florence d’Alché-Buc, Emily B. Fox, and Roman Garnett (eds.), *Advances in Neural Information Processing Systems 32: Annual Conference on Neural Information Processing Systems 2019, NeurIPS 2019, December 8-14, 2019, Vancouver, BC, Canada*, pp. 8024–8035, 2019. URL <https://proceedings.neurips.cc/paper/2019/hash/bdbca288fee7f92f2bfa9f7012727740-Abstract.html>.
- Jonas Pfeiffer, Andreas Rücklé, Clifton Poth, Aishwarya Kamath, Ivan Vulic, Sebastian Ruder, Kyunghyun Cho, and Iryna Gurevych. Adapterhub: A framework for adapting transformers. In Qun Liu and David Schlangen (eds.), *Proceedings of the 2020 Conference on Empirical Methods in Natural Language Processing: System Demonstrations, EMNLP 2020 - Demos, Online, November 16-20, 2020*, pp. 46–54. Association for Computational Linguistics, 2020. doi: 10.18653/v1/2020.emnlp-demos.7. URL <https://doi.org/10.18653/v1/2020.emnlp-demos.7>.
- Jonas Pfeiffer, Aishwarya Kamath, Andreas Rücklé, Kyunghyun Cho, and Iryna Gurevych. AdapterFusion: Non-destructive task composition for transfer learning. In *Proceedings of the 16th Conference of the European Chapter of the Association for Computational Linguistics: Main Volume*, pp. 487–503, Online, April 2021. Association for Computational Linguistics. doi: 10.18653/v1/2021.eacl-main.39. URL <https://aclanthology.org/2021.eacl-main.39>.
- Jonas Pfeiffer, Sebastian Ruder, Ivan Vulic, and Edoardo Maria Ponti. Modular deep learning. *CoRR*, abs/2302.11529, 2023. doi: 10.48550/arXiv.2302.11529. URL <https://doi.org/10.48550/arXiv.2302.11529>.
- Jonathan Pilault, Amine Elhattami, and Christopher J. Pal. Conditionally adaptive multi-task learning: Improving transfer learning in NLP using fewer parameters & less data. In *9th International Conference on Learning Representations, ICLR 2021, Virtual Event, Austria, May 3-7, 2021*. OpenReview.net, 2021. URL <https://openreview.net/forum?id=de11dbHzAMF>.
- Edoardo Maria Ponti, Alessandro Sordani, Yoshua Bengio, and Siva Reddy. Combining parameter-efficient modules for task-level generalisation. In *Proceedings of the 17th Conference of the European Chapter of the Association for Computational Linguistics*, pp. 687–702, Dubrovnik, Croatia, May 2023. Association for Computational Linguistics. URL <https://aclanthology.org/2023.eacl-main.49>.

-
- Clifton Poth, Jonas Pfeiffer, Andreas Rücklé, and Iryna Gurevych. What to pre-train on? efficient intermediate task selection. In Marie-Francine Moens, Xuanjing Huang, Lucia Specia, and Scott Wen-tau Yih (eds.), *Proceedings of the 2021 Conference on Empirical Methods in Natural Language Processing, EMNLP 2021, Virtual Event / Punta Cana, Dominican Republic, 7-11 November, 2021*, pp. 10585–10605. Association for Computational Linguistics, 2021. doi: 10.18653/v1/2021.emnlp-main.827. URL <https://doi.org/10.18653/v1/2021.emnlp-main.827>.
- Yada Pruksachatkun, Jason Phang, Haokun Liu, Phu Mon Htut, Xiaoyi Zhang, Richard Yuanzhe Pang, Clara Vania, Katharina Kann, and Samuel R. Bowman. Intermediate-task transfer learning with pretrained language models: When and why does it work? In *Proceedings of the 58th Annual Meeting of the Association for Computational Linguistics*, pp. 5231–5247, Online, July 2020. Association for Computational Linguistics. doi: 10.18653/v1/2020.acl-main.467. URL <https://aclanthology.org/2020.acl-main.467>.
- Colin Raffel, Noam Shazeer, Adam Roberts, Katherine Lee, Sharan Narang, Michael Matena, Yanqi Zhou, Wei Li, and Peter J. Liu. Exploring the limits of transfer learning with a unified text-to-text transformer. *J. Mach. Learn. Res.*, 21:140:1–140:67, 2020. URL <http://jmlr.org/papers/v21/20-074.html>.
- Sylvestre-Alvise Rebuffi, Hakan Bilen, and Andrea Vedaldi. Learning multiple visual domains with residual adapters. In Isabelle Guyon, Ulrike von Luxburg, Samy Bengio, Hanna M. Wallach, Rob Fergus, S. V. N. Vishwanathan, and Roman Garnett (eds.), *Advances in Neural Information Processing Systems 30: Annual Conference on Neural Information Processing Systems 2017, December 4-9, 2017, Long Beach, CA, USA*, pp. 506–516, 2017. URL <https://proceedings.neurips.cc/paper/2017/hash/e7b24b112a44fdd9ee93bdf998c6ca0e-Abstract.html>.
- Nils Reimers and Iryna Gurevych. Sentence-BERT: Sentence embeddings using Siamese BERT-networks. In *Proceedings of the 2019 Conference on Empirical Methods in Natural Language Processing and the 9th International Joint Conference on Natural Language Processing (EMNLP-IJCNLP)*, pp. 3982–3992, Hong Kong, China, November 2019. Association for Computational Linguistics. doi: 10.18653/v1/D19-1410. URL <https://aclanthology.org/D19-1410>.
- Sebastian Ruder. An overview of multi-task learning in deep neural networks. *CoRR*, abs/1706.05098, 2017. URL <http://arxiv.org/abs/1706.05098>.
- Harrison Scells, Shengyao Zhuang, and Guido Zuccon. Reduce, reuse, recycle: Green information retrieval research. In *Proceedings of the 45th International ACM SIGIR Conference on Research and Development in Information Retrieval, SIGIR ’22*, pp. 2825–2837, New York, NY, USA, 2022. Association for Computing Machinery. ISBN 9781450387323. doi: 10.1145/3477495.3531766. URL <https://doi.org/10.1145/3477495.3531766>.
- Roy Schwartz, Jesse Dodge, Noah A. Smith, and Oren Etzioni. Green ai. *Commun. ACM*, 63(12): 54–63, nov 2020. ISSN 0001-0782. doi: 10.1145/3381831. URL <https://doi.org/10.1145/3381831>.
- Asa Cooper Stickland and Iain Murray. BERT and pals: Projected attention layers for efficient adaptation in multi-task learning. In Kamalika Chaudhuri and Ruslan Salakhutdinov (eds.), *Proceedings of the 36th International Conference on Machine Learning, ICML 2019, 9-15 June 2019, Long Beach, California, USA*, volume 97 of *Proceedings of Machine Learning Research*, pp. 5986–5995. PMLR, 2019. URL <http://proceedings.mlr.press/v97/stickland19a.html>.
- Emma Strubell, Ananya Ganesh, and Andrew McCallum. Energy and policy considerations for deep learning in NLP. In *Proceedings of the 57th Annual Meeting of the Association for Computational Linguistics*, pp. 3645–3650, Florence, Italy, July 2019. Association for Computational Linguistics. doi: 10.18653/v1/P19-1355. URL <https://aclanthology.org/P19-1355>.
- Ian Tenney, Dipanjan Das, and Ellie Pavlick. BERT rediscovers the classical NLP pipeline. In *Proceedings of the 57th Annual Meeting of the Association for Computational Linguistics*, pp. 4593–4601, Florence, Italy, July 2019. Association for Computational Linguistics. doi: 10.18653/v1/P19-1452. URL <https://aclanthology.org/P19-1452>.

-
- Alex Wang, Yada Pruksachatkun, Nikita Nangia, Amanpreet Singh, Julian Michael, Felix Hill, Omer Levy, and Samuel R. Bowman. Superglue: A stickier benchmark for general-purpose language understanding systems. In Hanna M. Wallach, Hugo Larochelle, Alina Beygelzimer, Florence d’Alché-Buc, Emily B. Fox, and Roman Garnett (eds.), *Advances in Neural Information Processing Systems 32: Annual Conference on Neural Information Processing Systems 2019, NeurIPS 2019, December 8-14, 2019, Vancouver, BC, Canada*, pp. 3261–3275, 2019a. URL <https://proceedings.neurips.cc/paper/2019/hash/4496bf24afe7fab6f046bf4923da8de6-Abstract.html>.
- Alex Wang, Amanpreet Singh, Julian Michael, Felix Hill, Omer Levy, and Samuel R. Bowman. GLUE: A multi-task benchmark and analysis platform for natural language understanding. In *7th International Conference on Learning Representations, ICLR 2019, New Orleans, LA, USA, May 6-9, 2019*. OpenReview.net, 2019b. URL <https://openreview.net/forum?id=rJ4km2R5t7>.
- Zhen Wang, Rameswar Panda, Leonid Karlinsky, Rogério Feris, Huan Sun, and Yoon Kim. Multitask prompt tuning enables parameter-efficient transfer learning. *CoRR*, abs/2303.02861, 2023. doi: 10.48550/arXiv.2303.02861. URL <https://doi.org/10.48550/arXiv.2303.02861>.
- Thomas Wolf, Lysandre Debut, Victor Sanh, Julien Chaumond, Clement Delangue, Anthony Moi, Pierric Cistac, Tim Rault, Remi Louf, Morgan Funtowicz, Joe Davison, Sam Shleifer, Patrick von Platen, Clara Ma, Yacine Jernite, Julien Plu, Canwen Xu, Teven Le Scao, Sylvain Gugger, Mariama Drame, Quentin Lhoest, and Alexander Rush. Transformers: State-of-the-art natural language processing. In *Proceedings of the 2020 Conference on Empirical Methods in Natural Language Processing: System Demonstrations*, pp. 38–45, Online, October 2020. Association for Computational Linguistics. doi: 10.18653/v1/2020.emnlp-demos.6. URL <https://www.aclweb.org/anthology/2020.emnlp-demos.6>.
- Derrick Xin, Behrooz Ghorbani, Justin Gilmer, Ankush Garg, and Orhan Firat. Do current multi-task optimization methods in deep learning even help? In *NeurIPS*, 2022. URL http://papers.nips.cc/paper_files/paper/2022/hash/580c4ec4738ff61d5862a122cdf139b6-Abstract-Conference.html.
- Guangtao Zeng, Peiyuan Zhang, and Wei Lu. One network, many masks: Towards more parameter-efficient transfer learning. In *Proceedings of the 61st Annual Meeting of the Association for Computational Linguistics (Volume 1: Long Papers)*, pp. 7564–7580, Toronto, Canada, July 2023. Association for Computational Linguistics. URL <https://aclanthology.org/2023.acl-long.418>.
- Fan Zhang, Duyu Tang, Yong Dai, Cong Zhou, Shuangzhi Wu, and Shuming Shi. Skillnet-nlu: A sparsely activated model for general-purpose natural language understanding. 2022.
- Yu Zhang and Qiang Yang. A survey on multi-task learning. *IEEE Transactions on Knowledge and Data Engineering*, 34(12):5586–5609, 2022. doi: 10.1109/TKDE.2021.3070203.

A APPENDIX

A.1 COMPLETE EXPERIMENT DETAILS

Name	Category	Task	Domain	Metric
MNLI	GLUE	NLI	various	accuracy
QQP	GLUE	paraphrase detection	social QA	accuracy & F1
QNLI	GLUE	NLI	Wikipedia	accuracy
SST-2	GLUE	sentiment analysis	Movie Reviews	accuracy
STS-B	GLUE	sentence similarity	various	<u>Pearson</u> & Spearman corr.
MRPC	GLUE	paraphrase detection	news	accuracy & F1
RTE	GLUE	NLI	News, Wikipedia	accuracy
CoLA	GLUE	acceptability	various	Matthews' corr.
ReCoRD	SuperGLUE	cloze-style QA	news (CNN, Daily Mail)	F1 & EM
MultiRC	SuperGLUE	QA	various	<u>F1</u> & EM
BoolQ	SuperGLUE	boolean QA	Wikipedia	accuracy
WiC	SuperGLUE	word sense disambiguation	lexical databases	accuracy
WSC	SuperGLUE	coreference / commonsense	fiction books	accuracy
COPA	SuperGLUE	commonsense reasoning	various	accuracy
CB	SuperGLUE	NLI	various	accuracy
Sectors	HumSet	classification	humanitarian crisis response	F1 & precision
Pillars 1D	HumSet	classification	humanitarian crisis response	<u>F1</u> & precision
Subpillars 1D	HumSet	classification	humanitarian crisis response	F1 & precision
Pillars 2D	HumSet	classification	humanitarian crisis response	<u>F1</u> & precision
Subpillars 2D	HumSet	classification	humanitarian crisis response	F1 & precision

Table 5: Details of all datasets. Lexical databases for WiC include WordNet, VerbNet, Wiktionary. For datasets where two metrics are officially used, we use the underlined metric as our main metric. (Top) GLUE tasks. (Middle) SuperGLUE tasks. (Bottom) HumSet tasks.

Dataset Details. As has been mentioned, we are using the GLUE, SuperGLUE, and HumSet benchmarks for our experiments. Table 5 summarizes the tasks contained in each of the datasets. We use the datasets library (Lhoest et al., 2021) to load each dataset for our experiments. We set the maximum length of the input sequence to 128 tokens for all tasks in GLUE, SuperGLUE, and HumSet. However, for MultiRC and ReCoRD, we set the maximum length to 324 and 256, respectively, due to their significantly longer context lengths. Note that we treat HumSet as five separate tasks, following (Fekih et al., 2022). The GLUE and SuperGLUE benchmarks only contain the training and validation split publicly, so we follow Chen et al. (2022) and use 10% of the training samples from the training split as the validation set and the remaining 90% for training. We split the datasets with the datasets library (Lhoest et al., 2021) using seed 42 and shuffle the samples. Then, the original validation split is taken as the test set on which we report the performance of all models. For HumSet, we use the original train/validation/test splits, as all of them are publicly available, including labels. Details about the train/validation/test splits can be found in Table 6.

Computing Infrastructure. We run all experiments with RoBERTa_{BASE} and XLM-R_{BASE} on a single Nvidia GTX1080Ti GPU and Intel Xeon CPU E5-2640 v4 CPUs, and the experiments with RoBERTa_{LARGE} and XLM-R_{LARGE} on a single Nvidia RTX5000 GPU and Intel Xeon Silver 4216 CPUs.

Implementation Details. We use PyTorch (Paszke et al., 2019) for all experiments. For the joint multi-task learning methods, we adapt the codebase of Karimi Mahabadi et al. (2021) and Zeng et al. (2023), both of which rely on the transformers (Wolf et al., 2020) library. For all other models, we make use of the adapter-transformers library (Pfeiffer et al., 2020) library, a wrapper around the transformers library.

Training and optimization. We train all methods with a batch size of 32. All STL and two-stage MTL methods are trained for a maximum of 30 epochs with early stopping and patience of 5.⁴ We use 10 seeds for low-resource and 3 seeds for high-resource tasks when using RoBERTa_{BASE}, and on 5 and 2 seeds for low- and high-resource tasks, respectively, when using RoBERTa_{LARGE}. We define tasks with more than 10k training samples as high-resource and as low-resource otherwise. All joint MTL models are trained on 3 seeds. We report the mean and standard deviations across all

⁴The exception is ReCoRD, which we train on 3 epochs due to its size.

Name	Train	Validation	Test
MNLI	353,431	39,270	9,815
QQP	327,461	36,384	40,430
QNLI	94,268	10,474	5,463
SST-2	60,614	6,734	872
STS-B	5,174	574	1,500
MRPC	3,301	366	408
RTE	2,241	249	277
CoLA	7,695	855	1,043
ReCoRD	100,730	10,000	10,000
MultiRC	24,518	2,724	4,848
BoolQ	8,484	942	3,270
WiC	4,885	542	638
WSC	498	55	104
COPA	360	40	100
CB	225	25	56
Sectors	117,435	16,039	15,147
Pillars 1D	117,435	16,039	15,147
Subpillars 1D	117,435	16,039	15,147
Pillars 2D	117,435	16,039	15,147
Subpillars 2D	117,435	16,039	15,147

Table 6: Number of used samples for each dataset and used split. (Top) GLUE tasks. (Middle) SuperGLUE tasks. (Bottom) HumSet tasks.

runs. We use the AdamW (Kingma & Ba, 2015; Loshchilov & Hutter, 2019) optimizer with default PyTorch hyperparameters (weight decay = 0.01, $\beta_1 = 0.9$, $\beta_2 = 0.99$, $\epsilon = 1 \cdot 10^{-6}$). We use seeds $\{0, 1\}$ for instances with two seeds, $\{0, 1, 2\}$ for instances with three seeds, seeds $\{0, 1, 2, 3, 4\}$ for instances with five seeds, and $\{0, 1, 2, 3, 4, 5, 6, 7, 8, 9\}$ for instances with ten seeds.

Single-task learning hyperparameters. We train FINETUNE with a learning rate of 2e-5, ADAPTER with a learning rate of 3e-4, COMPACTER++ with a learning rate of 3e-3, and PROPETL with a learning rate of 1e-3, a mask learning rate of 5e-3, a sparsity rate of 0.5, and a weight decay of 0.1, which we found to be the most suitable for our setup. Moreover, we train $(IA)^3$ with a learning rate of 5e-3. Each of them is trained with a linear learning rate decay. For RoBERTa_{LARGE}, we add a linear learning rate warmup for the first 10% of training, as we notice it improves stability. For early stopping, we use the loss on the validation set, except for HumSet, where we use the F1-score, and in the few-shot setting, where we use the main metric for the respective dataset, as shown in Table 5. In the few-shot setting, we train for a maximum of 1,000 steps, apply an early stopping patience of 20, and use a maximum of 5,000 samples for validation. Note that, while the PLM layer normalization parameters have also been updated (Mahabadi et al., 2021a;b), following Pfeiffer et al. (2021), we keep them frozen. This approach improves modularity, while still allowing PLMs to efficiently adapt to new tasks. Note that the same hyperparameters as outlined here are also used for ADAPTER in our probing analyses (cf. Section 3).

Joint MTL hyperparameters. In all joint multi-task learning methods, we sample tasks with conventional temperature-based sampling with temperature $\tau = 10$, following Mahabadi et al. (2021b) and Zeng et al. (2023). Specifically, a task is sampled with probability $p_t^{1/\tau}$, where $p_t = \frac{N_t}{\sum_{i=1}^{N_t} N_i}$, N_t the number of training samples of task t , and $\tau = 10$. Using this sampling strategy, we train each model for a total of 375,000 steps to ensure convergence and evaluate every 7,500 steps. We train each model with early stopping and patience of 10. In the end, the model checkpoint with the lowest average validation loss is loaded and evaluated on the test set. We train FINETUNE-M with a learning rate of 2e-5, ADAPTER-M, HYPERFORMER, and HYPERFORMER++ with a learning rate of 3e-4, and PROPETL-M with a learning rate of 3e-4 and a mask learning rate of 3e-3, a sparsity rate of 0.3, and no weight decay. We train each of them with a linear learning rate warmup for the first 10% of training, followed by a linear learning rate decay. For the remaining hyperparameters of PROPETL-M, HYPERFORMER, and HYPERFORMER++, we follow the respective original implementations, but always use a reduction factor of 16 for a fair comparison.

Two-stage MTL hyperparameters. We train each variant of SCALEARN* with a learning rate of $6e-3$ and train ADAPTERFUSION with a learning rate of $5e-5$, following Pfeiffer et al. (2021). Both SCALEARN* and ADAPTERFUSION are trained with a linear learning rate decay and no warmup. Early stopping is the same as in the single-task learning setting. We initialize the parameters of SCALEARN* with $\mathcal{N}(\frac{2}{T}, 0.001)$,⁵ and apply a dropout rate of 0.3 to increase robustness for SCALEARN and SCALEARN++. For AdapterSoup, we first calculate the cosine similarity of sentence embeddings for each task from the training set using the sentence-transformers (Reimers & Gurevych, 2019) library and the all-mpnet-base-v2 model. In contrast to Chronopoulou et al. (2023), who only select 100 samples for each domain, we select 10000 samples for each task, as our sequences corresponding to tasks are meaningfully shorter than the sequences corresponding to domains. Using these similarities, we select the top 5 most similar tasks to the target task, normalize the similarity scores to obtain the weights, and perform weight-space averaging of the adapter parameters, following Chronopoulou et al. (2023). Note that we also include the corpus of the target task when calculating the similarities for weight-space averaging, and hence also the target adapter during weight-space averaging, and train a new task head on the target task to allow a more fair comparison to other two-stage MTL methods. We use a learning rate of $3e-4$ when training the target task head with ADAPTERSOUP.

A.2 ADDITIONAL PROBING ANALYSES

We show the single-task probing results using the remaining GLUE and SuperGLUE source tasks not shown in Section 3 in Figure 4. For the probing experiments when using two task adapters (the target task t and MNLI), we show the remaining tasks from GLUE and SuperGLUE with fewer than 10k samples as target tasks in Figure 5.

⁵We also test out $\{\mathcal{N}(\frac{1}{T}, 0.001), \mathcal{N}(\frac{3}{T}, 0.001), \mathcal{N}(1, 0.001)\}$.

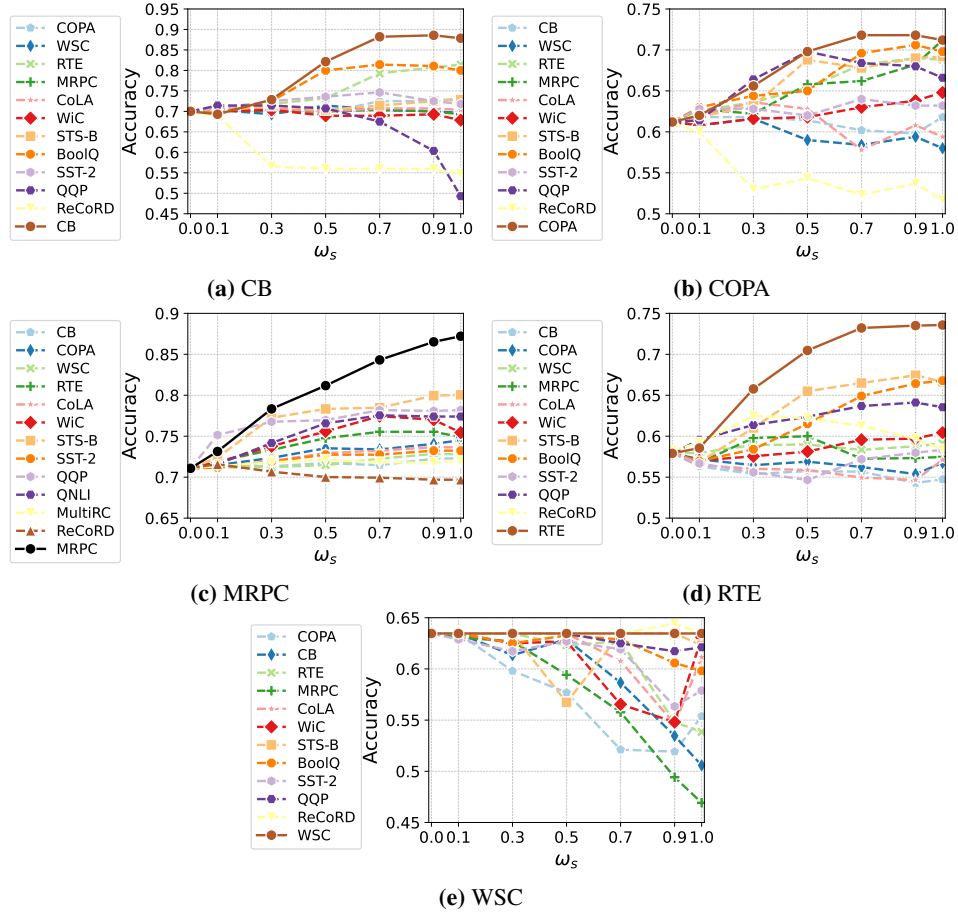


Figure 4: Effect of scaling the output representations \mathbf{o}_s^l of adapters by weight ω_s using different source adapters from all other tasks from GLUE and SuperGLUE. Each point shows the mean over 5 seeds.

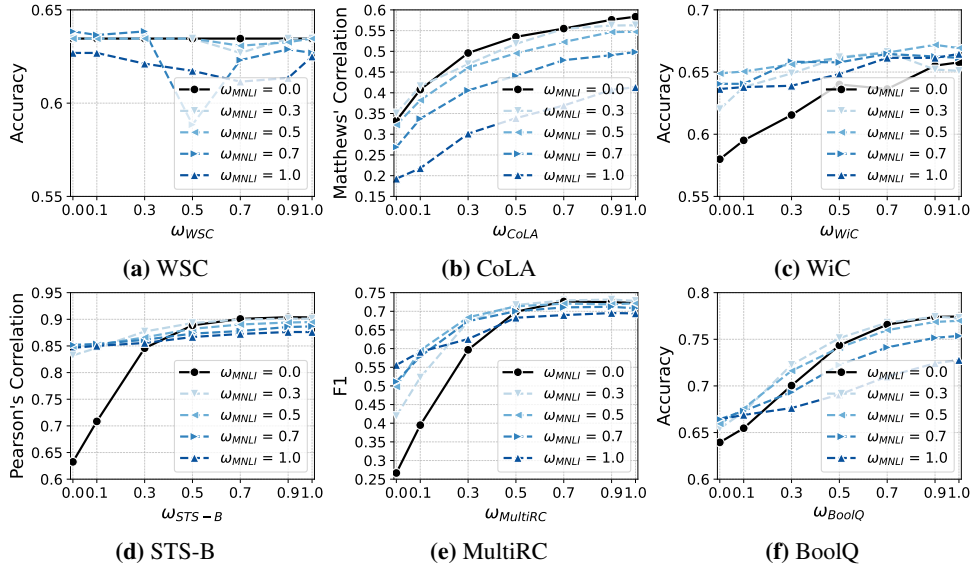


Figure 5: Effect of combining independently scaled output representations of two adapters trained on the target task and MNLI, respectively, on additional tasks from GLUE and SuperGLUE. Each point shows the mean over 5 seeds.

A.3 ABLATION STUDY

Table 7 shows the effect of adding constraints on the distributional values of scaling coefficient in SCALEARN, evaluated on GLUE using RoBERTa_{BASE}. In particular, we change the original SCALEARN model by adding the constraints *mean* and *softmax* over the source task dimension, thus enforcing $\sum_{s=1}^{|S|} \omega_s^l = 1$. The results indicate that both constraints reduce average performance compared to those having no constraints, confirming our choice of directly learning the scaling coefficients without imposing any restrictions.

Table 7: Effect of adding various constraints to the scaling values of SCALEARN, evaluated on GLUE using RoBERTa_{BASE}. The constraints *mean* and *softmax* are applied over the task dimension, enforcing $\sum_{s=1}^{|S|} \omega_s^l = 1$. The best results are shown in **bold**.

Model	Constraint	MNLI	QQP	QNLI	SST-2	STS-B	MRPC	RTE	CoLA	Avg.
SCALEARN	None (original)	86.97 _{0.09}	90.32 _{0.10}	92.51 _{0.17}	93.88 _{0.18}	90.96 _{0.16}	87.75 _{0.58}	82.06 _{1.37}	58.47 _{1.76}	85.36 _{0.55}
SCALEARN	Mean	87.03 _{0.01}	90.36 _{0.30}	92.34 _{0.09}	92.60 _{1.38}	90.62 _{0.25}	87.11 _{0.79}	79.21 _{1.82}	59.87 _{2.95}	84.89 _{0.95}
SCALEARN	Softmax	86.85 _{0.05}	90.60 _{0.05}	92.74 _{0.22}	93.75 _{0.08}	90.66 _{0.10}	85.83 _{1.09}	79.28 _{1.04}	58.43 _{1.98}	84.77 _{0.58}

A.4 ADDITIONAL RESULTS

More results using RoBERTa_{BASE}. Table 11 shows the results when training on the combination of all GLUE and SuperGLUE tasks, resulting in a total of 15 tasks.

Results using RoBERTa_{LARGE}. We further validate our method and its variations on the encoder-based PLM RoBERTa_{LARGE}. Table 8 shows the corresponding results, including all baselines, on the GLUE benchmark. Table 9 shows the results on SuperGLUE. Table 10 shows the results on HumSet. Finally, Table 12 shows the results when training on the combination of all GLUE and SuperGLUE tasks, resulting in a total of 15 tasks.

Table 8: Evaluation results on GLUE using RoBERTa_{LARGE}. (Top) STL models, only learning a single task at a time. (Middle) Joint MTL methods, learning all tasks simultaneously. (Bottom) Two-stage MTL methods, composing the knowledge of several source adapters. The overall best results are underlined, and the best results among the two-stage MTL models are shown in **bold**.

Model	MNLI	QQP	QNLI	SST-2	STS-B	MRPC	RTE	CoLA	Avg.
FINETUNE	89.57 _{0.36}	89.75 _{1.03}	93.91 _{0.43}	95.30 _{0.65}	91.89 _{0.35}	86.27 _{1.15}	81.52 _{3.19}	60.15 _{2.89}	86.04 _{1.26}
ADAPTER	89.62 _{0.18}	89.87 _{0.67}	94.13 _{0.06}	95.24 _{0.08}	91.81 _{0.29}	87.82 _{2.11}	81.23 _{2.92}	64.07 _{1.97}	86.72 _{1.04}
PROPETL	89.78 _{0.24}	89.23 _{0.77}	<u>94.32</u> _{0.09}	95.41 _{0.00}	91.45 _{0.39}	87.65 _{0.73}	84.55 _{2.14}	65.85 _{2.10}	87.28 _{0.81}
COMPACTER++	89.15 _{0.67}	87.33 _{2.39}	92.93 _{1.42}	95.41 _{0.00}	91.46 _{0.35}	87.84 _{1.23}	79.71 _{4.58}	65.66 _{2.08}	86.19 _{1.59}
(IA) ³	88.69 _{0.61}	87.79 _{0.72}	91.72 _{0.79}	94.95 _{0.16}	91.39 _{0.45}	86.37 _{1.65}	80.79 _{3.16}	64.70 _{3.20}	85.80 _{1.34}
FINETUNE-M	87.95 _{0.39}	89.82 _{0.77}	92.58 _{0.32}	94.88 _{0.94}	87.04 _{0.68}	81.37 _{1.00}	84.36 _{1.19}	55.32 _{0.78}	84.16 _{0.76}
ADAPTER-M	89.10 _{0.36}	89.35 _{0.09}	93.64 _{0.05}	94.90 _{0.17}	88.40 _{0.32}	83.09 _{0.25}	86.64 _{0.00}	56.38 _{0.79}	85.19 _{0.25}
PROPETL-M	88.98 _{0.33}	89.03 _{0.15}	94.14 _{0.11}	95.15 _{0.05}	91.56 _{0.23}	87.83 _{1.10}	<u>88.43</u> _{0.29}	60.99 _{1.03}	87.01 _{0.41}
HYPERFORMER	89.66 _{0.40}	90.15 _{0.63}	93.95 _{0.13}	95.80 _{0.62}	91.68 _{0.35}	86.60 _{1.22}	86.28 _{0.29}	61.18 _{4.76}	86.91 _{1.05}
HYPERFORMER++	89.79 _{0.21}	89.54 _{0.43}	93.95 _{0.54}	95.22 _{0.11}	91.62 _{0.29}	88.07 _{1.86}	86.28 _{1.06}	65.16 _{0.61}	87.45 _{0.64}
ADAPTERFUSION	89.57 _{0.17}	90.88 _{0.06}	94.15 _{0.04}	95.87 _{0.00}	91.86 _{0.15}	88.97 _{0.78}	85.70 _{1.13}	66.39 _{1.83}	87.93 _{0.52}
ADAPTERSOUP	65.83 _{0.51}	82.37 _{0.00}	74.06 _{1.01}	93.98 _{0.24}	81.67 _{1.63}	73.37 _{0.51}	67.27 _{1.63}	43.70 _{1.62}	72.78 _{0.89}
SCALEARN	90.09 _{0.09}	90.51 _{0.26}	94.18 _{0.03}	95.41 _{0.16}	92.32 _{0.15}	88.09 _{0.82}	87.08 _{0.54}	65.40 _{2.62}	87.91 _{0.55}
SCALEARNUNIFORM	90.11 _{0.04}	90.05 _{0.28}	94.23 _{0.08}	95.41 _{0.16}	92.11 _{0.06}	88.63 _{1.72}	84.40 _{3.93}	66.98 _{0.58}	87.74 _{0.86}
SCALEARN++	90.31 _{0.10}	90.59 _{0.03}	94.05 _{0.03}	95.93 _{0.24}	92.48 _{0.15}	88.48 _{1.26}	86.28 _{1.05}	67.13 _{0.59}	88.16 _{0.43}
SCALEARNUNIFORM++	90.08 _{0.01}	90.49 _{0.02}	94.12 _{0.16}	95.18 _{0.16}	92.12 _{0.09}	90.05 _{0.54}	84.98 _{1.32}	64.97 _{0.85}	87.75 _{0.39}

Table 9: Evaluation results on SuperGLUE using RoBERTa_{LARGE}.

Model	ReCoRD	MultIRC	BoolQ	WiC	WSC	COPA	CB	RTE	Avg.
FINETUNE	81.60 _{1.25}	79.03 _{0.02}	81.65 _{0.30}	69.72 _{2.16}	<u>63.46</u> _{0.00}	52.00 _{8.28}	90.36 _{2.99}	81.52 _{3.19}	74.92 _{2.27}
ADAPTER	88.52 _{0.09}	80.73 _{0.69}	82.36 _{0.72}	69.16 _{1.31}	63.25 _{0.64}	71.90 _{13.63}	92.68 _{1.78}	81.23 _{2.92}	78.73 _{2.72}
PROPETL	87.86 _{2.59}	<u>81.19</u> _{0.99}	81.61 _{0.86}	69.62 _{2.16}	<u>63.46</u> _{0.00}	69.00 _{18.96}	94.11 _{4.04}	84.55 _{2.14}	78.92 _{3.97}
COMPACTER++	88.34 _{0.97}	79.18 _{0.29}	79.53 _{6.13}	69.26 _{1.51}	62.26 _{1.43}	79.00 _{9.74}	87.50 _{7.48}	79.71 _{4.58}	78.10 _{4.02}
(IA) ³	87.47 _{0.21}	77.91 _{0.43}	80.97 _{0.75}	68.65 _{2.55}	60.58 _{0.00}	77.00 _{0.00}	90.00 _{3.91}	80.79 _{3.16}	77.93 _{1.35}
FINETUNE-M	83.57 _{0.81}	78.08 _{0.55}	81.70 _{0.65}	53.03 _{0.37}	49.36 _{9.50}	86.67 _{2.36}	82.14 _{2.92}	83.87 _{2.01}	74.80 _{2.39}
ADAPTER-M	86.76 _{0.32}	75.15 _{0.24}	77.18 _{2.22}	51.57 _{1.12}	53.21 _{9.75}	67.67 _{1.25}	80.95 _{1.68}	77.38 _{1.36}	71.23 _{2.24}
PROPETL-M	84.83 _{0.40}	79.60 _{0.37}	82.02 _{1.11}	55.33 _{0.46}	59.62 _{9.05}	86.67 _{4.03}	88.10 _{2.23}	85.56 _{0.29}	77.71 _{2.24}
HYPERFORMER	84.38 _{1.00}	79.68 _{0.97}	81.87 _{0.97}	53.81 _{2.48}	<u>63.46</u> _{8.64}	82.33 _{6.94}	83.93 _{2.53}	<u>86.88</u> _{0.90}	77.04 _{0.35}
HYPERFORMER++	13.66 _{0.00}	40.21 _{40.21}	71.50 _{9.33}	49.14 _{0.86}	62.98 _{0.48}	54.00 _{3.00}	67.86 _{17.86}	66.97 _{19.68}	53.29 _{11.43}
ADAPTERFUSION	89.21 _{0.17}	80.52 _{0.24}	82.21 _{0.30}	69.09 _{1.68}	63.46 _{0.68}	81.20 _{16.07}	95.71 _{0.98}	86.06 _{1.07}	80.93 _{2.65}
ADAPTERSOUP	70.33 _{0.28}	38.42 _{12.42}	73.20 _{0.16}	62.23 _{1.17}	63.46 _{0.00}	54.50 _{5.74}	68.75 _{1.03}	61.37 _{3.97}	61.53 _{3.06}
SCALEARN	87.85 _{0.01}	78.40 _{0.70}	80.29 _{2.52}	68.56 _{1.68}	62.98 _{0.68}	85.40 _{3.78}	92.86 _{1.79}	84.91 _{0.59}	80.16 _{1.47}
SCALEARNUNIFORM	88.85 _{0.22}	80.42 _{0.06}	81.85 _{0.21}	69.91 _{1.15}	61.54 _{0.00}	82.00 _{3.08}	90.00 _{1.60}	84.04 _{1.66}	79.83 _{1.00}
SCALEARN++	88.28 _{0.23}	80.76 _{0.58}	83.08 _{0.31}	69.59 _{1.89}	62.98 _{0.68}	87.80 _{1.10}	91.07 _{1.79}	85.70 _{0.32}	81.16 _{0.86}
SCALEARNUNIFORM++	88.85 _{0.22}	80.70 _{0.04}	82.13 _{0.21}	70.19 _{0.26}	62.98 _{0.68}	83.60 _{2.88}	91.07 _{2.82}	84.84 _{1.02}	80.54 _{1.02}

Table 10: Evaluation results on HumSet using XLM-R_{LARGE}.

Model	Sectors	Pillars 1D	Subpillars 1D	Pillars 2D	Subpillars 2D	Avg.
FINETUNE	72.99 _{0.17}	51.38 _{0.39}	44.84 _{0.89}	61.90 _{0.20}	43.49 _{0.86}	54.92 _{0.50}
ADAPTER	72.29 _{0.59}	49.31 _{1.27}	<u>45.25</u> _{0.03}	62.58 _{0.67}	44.36 _{0.66}	54.76 _{0.65}
PROPETL	73.20 _{0.32}	51.58 _{0.40}	45.10 _{0.92}	61.52 _{2.29}	41.98 _{0.70}	54.68 _{0.92}
COMPACTER++	61.77 _{12.63}	8.17 _{5.92}	6.37 _{11.00}	20.39 _{24.91}	15.36 _{2.71}	22.41 _{11.43}
(IA) ³	64.72 _{1.83}	38.26 _{7.27}	26.77 _{2.79}	55.57 _{1.48}	31.11 _{2.53}	43.29 _{3.18}
FINETUNE-M	59.04 _{7.86}	22.95 _{12.78}	10.75 _{5.31}	29.76 _{21.25}	9.65 _{1.25}	26.43 _{9.69}
ADAPTER-M	65.66 _{7.13}	37.65 _{11.25}	28.51 _{7.80}	43.40 _{16.06}	27.44 _{1.68}	40.53 _{8.78}
PROPETL-M	70.56 _{1.06}	41.58 _{6.27}	35.91 _{3.46}	42.20 _{14.55}	29.67 _{6.92}	43.98 _{6.45}
HYPERFORMER	47.74 _{20.72}	29.06 _{11.76}	22.16 _{8.44}	35.92 _{17.37}	22.58 _{10.58}	31.49 _{13.77}
HYPERFORMER++	0.00 _{0.00}	0.00 _{0.00}	0.00 _{0.00}	0.00 _{0.00}	0.00 _{0.00}	0.00 _{0.00}
ADAPTERFUSION	72.53 _{0.45}	51.33 _{0.23}	43.75 _{0.52}	62.31 _{0.25}	42.78 _{2.11}	54.54 _{0.71}
ADAPTERSOUP	52.54 _{1.61}	24.07 _{2.18}	20.62 _{0.28}	31.16 _{1.40}	12.84 _{0.49}	28.25 _{1.19}
SCALEARN	73.32 _{0.08}	53.94 _{0.13}	44.14 _{0.75}	63.89 _{0.16}	44.75 _{0.47}	56.01 _{0.32}
SCALEARNUNIFORM	72.56 _{0.20}	50.59 _{0.10}	44.62 _{0.00}	62.66 _{0.00}	45.16 _{0.00}	55.12 _{0.06}
SCALEARN++	73.18 _{0.04}	51.41 _{0.36}	44.10 _{0.09}	63.37 _{0.02}	45.43 _{0.24}	55.50 _{0.15}
SCALEARNUNIFORM++	73.02 _{0.20}	50.84 _{0.30}	44.88 _{0.39}	62.87 _{0.01}	44.45 _{0.02}	55.21 _{0.18}

Table 11: Evaluation results on the combination of all GLUE and SuperGLUE tasks using RoBERTa_{base}. (Top) STL models, only learning a single task at a time. (Middle) Joint MTL methods, learning all tasks simultaneously. (Bottom) Two-stage MTL methods, composing the knowledge of several source adapters. The overall best results are underlined, and the best results among the two-stage MTL models are shown in **bold**.

Model	MNLI	QQP	QNLI	SST-2	STS-B	MRPC	RTE	CoLA	ReCoRD	MultiRC	BoolQ	WiC	WSC	COPA	CB	Avg.
FINETUNE	86.61 _{0.51}	90.32 _{0.15}	91.78 _{0.28}	93.33 _{0.48}	90.53 _{0.22}	86.94 _{1.52}	73.47 _{2.05}	58.46 _{4.03}	71.61 _{0.85}	71.64 _{1.15}	76.80 _{1.34}	66.38 _{2.08}	63.46 _{0.00}	68.60 _{0.74}	81.96 _{1.33}	78.12 _{1.72}
ADAPTER	86.50 _{0.33}	90.18 _{0.11}	92.25 _{0.19}	93.65 _{0.71}	90.23 _{0.41}	86.64 _{1.07}	72.89 _{2.54}	58.28 _{2.50}	79.02 _{0.62}	72.84 _{0.48}	76.71 _{1.38}	65.58 _{1.56}	63.46 _{0.00}	70.20 _{1.13}	84.82 _{1.18}	78.88 _{1.28}
PROPELTL	86.19 _{0.25}	88.88 _{0.48}	92.05 _{0.80}	93.81 _{0.72}	90.03 _{0.35}	85.93 _{1.22}	74.19 _{2.03}	59.29 _{2.07}	80.29 _{0.24}	73.07 _{0.49}	76.58 _{0.78}	66.60 _{1.65}	63.46 _{0.00}	70.60 _{1.44}	84.46 _{1.86}	79.05 _{1.21}
COMPACTER++	85.62 _{0.42}	88.84 _{0.70}	91.79 _{0.39}	93.58 _{0.34}	89.67 _{0.54}	87.21 _{0.61}	72.02 _{2.21}	58.49 _{2.58}	77.69 _{2.67}	70.44 _{0.57}	75.88 _{0.96}	66.46 _{1.63}	63.46 _{0.00}	68.30 _{1.00}	87.68 _{1.62}	78.48 _{1.42}
(<i>I</i>) ³	84.24 _{1.01}	88.37 _{0.20}	90.57 _{0.38}	93.35 _{0.30}	89.93 _{0.30}	87.11 _{1.14}	72.56 _{2.23}	56.57 _{5.39}	75.27 _{0.23}	70.32 _{0.49}	76.31 _{0.79}	67.07 _{1.68}	63.35 _{0.32}	69.30 _{1.37}	87.32 _{1.57}	78.11 _{1.49}
FINETUNE-M	85.82 _{0.22}	90.18 _{0.26}	91.34 _{0.28}	93.46 _{0.83}	86.52 _{0.86}	83.66 _{1.01}	80.99 _{1.62}	49.23 _{4.09}	64.01 _{0.91}	71.94 _{0.21}	76.86 _{0.40}	52.30 _{1.24}	57.05 _{7.86}	73.00 _{1.63}	82.14 _{2.53}	75.90 _{1.60}
ADAPTER-M	86.14 _{0.21}	89.70 _{0.17}	91.38 _{0.22}	93.27 _{0.48}	88.67 _{0.31}	85.95 _{0.76}	80.87 _{1.53}	48.88 _{1.38}	69.79 _{0.34}	72.10 _{0.29}	75.65 _{0.20}	53.92 _{0.78}	62.18 _{1.20}	73.33 _{1.70}	82.14 _{2.53}	76.93 _{0.81}
PROPELTL-M	85.40 _{0.55}	88.11 _{0.35}	91.56 _{0.27}	93.50 _{0.38}	90.31 _{0.48}	86.85 _{0.58}	79.78 _{2.84}	49.53 _{3.63}	70.33 _{0.87}	72.55 _{0.63}	75.78 _{0.85}	54.18 _{2.26}	52.56 _{1.44}	77.38 _{0.47}	87.50 _{1.46}	77.00 _{1.80}
HYPERFORMER	86.05 _{0.45}	88.82 _{0.46}	91.87 _{0.25}	93.81 _{0.34}	89.99 _{0.97}	86.85 _{0.81}	81.83 _{2.09}	56.11 _{1.71}	71.18 _{0.73}	71.59 _{1.97}	76.30 _{1.63}	51.83 _{1.53}	58.97 _{0.35}	64.67 _{10.14}	85.71 _{1.46}	77.04 _{2.06}
HYPERFORMER++	86.32 _{0.17}	89.04 _{0.20}	91.71 _{0.15}	93.31 _{0.59}	90.80 _{0.48}	88.81 _{1.21}	83.15 _{0.95}	55.40 _{3.13}	71.83 _{0.40}	71.18 _{0.69}	76.30 _{0.25}	55.02 _{1.26}	60.90 _{0.27}	76.00 _{0.82}	85.71 _{1.46}	78.41 _{0.93}
ADAPTERFUSION	86.52 _{0.20}	90.18 _{0.11}	92.35 _{0.16}	93.62 _{0.69}	90.46 _{0.31}	87.89 _{1.00}	78.84 _{1.63}	58.67 _{1.42}	78.66 _{0.94}	72.71 _{0.71}	76.63 _{0.71}	66.36 _{1.34}	63.46 _{0.00}	74.30 _{1.02}	83.57 _{0.70}	79.62 _{1.20}
ADAPTERSOUP	83.02 _{0.03}	83.02 _{0.03}	77.06 _{0.26}	91.06 _{0.16}	65.93 _{0.27}	71.57 _{0.49}	59.03 _{0.93}	36.83 _{2.71}	62.02 _{0.12}	35.06 _{1.66}	68.54 _{0.32}	58.86 _{0.80}	62.50 _{1.61}	52.50 _{1.18}	71.13 _{0.73}	63.54 _{0.99}
SCALEARN	86.93 _{0.03}	89.78 _{0.09}	92.78 _{0.03}	94.65 _{0.35}	90.97 _{0.09}	88.21 _{0.72}	81.59 _{1.69}	59.32 _{1.81}	78.50 _{0.48}	72.67 _{0.42}	78.59 _{0.28}	66.76 _{1.70}	63.46 _{0.51}	80.60 _{1.27}	96.07 _{1.41}	81.39 _{0.86}
SCALEARNUNIFORM	87.02 _{0.07}	90.26 _{0.10}	92.01 _{0.92}	94.38 _{0.30}	90.16 _{0.11}	87.97 _{0.99}	80.87 _{1.09}	58.97 _{0.83}	80.05 _{0.18}	71.90 _{0.29}	76.42 _{0.65}	68.07 _{0.77}	63.22 _{0.85}	73.30 _{2.16}	93.93 _{1.73}	80.57 _{0.74}
SCALEARN++	86.94 _{0.01}	89.56 _{1.27}	92.80 _{0.08}	94.04 _{0.30}	90.79 _{0.16}	88.21 _{1.05}	80.40 _{0.90}	59.65 _{1.06}	79.98 _{0.21}	71.16 _{0.37}	77.34 _{0.37}	67.43 _{1.58}	63.46 _{0.00}	79.90 _{1.66}	94.29 _{2.35}	81.06 _{0.76}
SCALEARNUNIFORM++	86.82 _{0.17}	90.16 _{0.34}	92.35 _{0.31}	94.61 _{0.11}	90.32 _{0.14}	87.97 _{0.86}	80.79 _{0.96}	59.33 _{0.90}	79.80 _{0.56}	72.76 _{0.51}	76.22 _{0.69}	67.95 _{1.04}	61.78 _{1.98}	74.20 _{1.75}	93.21 _{0.75}	80.56 _{0.74}

Table 12: Evaluation results on the combination of all GLUE and SuperGLUE tasks using RoBERTa_{LARGE}.

Model	MNLI	QQP	QNLI	SST-2	STS-B	MRPC	RTE	CoLA	ReCoRD	MultiRC	BoolQ	WiC	WSC	COPA	CB	Avg.
FINETUNE	89.57 _{0.36}	89.75 _{1.03}	93.91 _{0.43}	95.30 _{0.65}	91.89 _{0.35}	86.27 _{1.15}	81.52 _{3.19}	60.15 _{2.89}	81.60 _{1.25}	79.03 _{0.02}	81.65 _{0.30}	69.72 _{2.16}	63.46 _{0.00}	52.00 _{8.28}	90.36 _{2.99}	80.41 _{1.67}
ADAPTER	89.62 _{0.18}	89.87 _{0.67}	94.13 _{0.06}	95.24 _{0.08}	91.81 _{0.29}	87.82 _{1.11}	81.23 _{2.92}	64.07 _{1.97}	88.52 _{0.09}	80.73 _{0.69}	82.36 _{0.72}	69.16 _{1.31}	63.25 _{0.64}	71.90 _{13.63}	92.68 _{1.78}	82.83 _{1.81}
PROPELTL	89.78 _{0.24}	89.23 _{0.77}	94.32 _{0.09}	95.41 _{0.00}	91.45 _{0.39}	87.65 _{0.73}	84.55 _{2.10}	65.85 _{2.10}	87.86 _{2.59}	81.19 _{0.99}	81.61 _{0.86}	69.62 _{2.16}	63.46 _{0.00}	69.00 _{18.96}	94.11 _{1.04}	83.01 _{2.40}
COMPACTER++	89.15 _{0.67}	87.33 _{2.39}	92.93 _{1.42}	95.41 _{0.00}	91.46 _{0.35}	87.84 _{1.23}	79.71 _{1.58}	65.66 _{2.08}	88.34 _{0.97}	79.18 _{0.29}	79.53 _{1.13}	69.26 _{1.51}	62.26 _{1.43}	79.00 _{9.74}	87.50 _{7.48}	82.30 _{2.69}
(<i>I</i>) ³	88.69 _{0.61}	87.79 _{0.72}	91.72 _{0.79}	94.95 _{0.16}	91.39 _{0.45}	86.37 _{1.65}	80.79 _{3.16}	64.70 _{3.20}	87.47 _{0.21}	77.91 _{0.43}	80.97 _{0.75}	68.65 _{2.55}	60.58 _{0.00}	74.00 _{1.79}	90.00 _{6.91}	81.73 _{2.01}
FINETUNE-M	88.23 _{0.10}	89.81 _{0.08}	92.48 _{0.28}	93.20 _{0.76}	85.41 _{0.75}	79.25 _{2.06}	84.12 _{0.51}	51.48 _{3.30}	74.48 _{0.36}	75.07 _{0.39}	78.99 _{0.73}	52.40 _{0.70}	58.01 _{7.71}	77.67 _{3.40}	81.55 _{3.67}	77.48 _{1.73}
ADAPTER-M	89.30 _{0.31}	90.04 _{0.30}	93.90 _{0.14}	95.18 _{0.34}	89.41 _{0.31}	85.46 _{1.86}	86.52 _{1.19}	57.36 _{1.22}	81.81 _{1.12}	77.81 _{0.52}	80.53 _{0.63}	55.69 _{2.07}	59.29 _{2.52}	83.38 _{0.94}	80.95 _{2.23}	80.44 _{1.05}
PROPELTL-M	88.93 _{0.30}	88.25 _{0.05}	93.69 _{0.26}	95.03 _{0.19}	90.44 _{0.60}	86.11 _{0.42}	86.40 _{0.74}	57.86 _{3.83}	83.85 _{0.17}	77.86 _{0.19}	78.65 _{1.39}	51.20 _{1.96}	45.83 _{12.47}	90.38 _{3.09}	87.50 _{1.46}	80.13 _{1.74}
HYPERFORMER	89.75 _{0.34}	90.05 _{0.22}	94.37 _{0.11}	95.57 _{0.30}	91.80 _{0.31}	86.76 _{1.44}	88.69 _{0.74}	62.34 _{1.85}	85.16 _{0.14}	79.78 _{0.37}	82.16 _{0.81}	51.93 _{2.20}	61.86 _{2.27}	89.00 _{1.90}	84.52 _{1.68}	82.25 _{1.18}
ADAPTERFUSION	89.79 _{0.12}	90.83 _{0.27}	94.14 _{0.05}	95.64 _{0.00}	92.08 _{0.14}	89.12 _{0.22}	85.85 _{2.48}	66.52 _{1.31}	89.26 _{0.00}	79.25 _{0.80}	82.40 _{0.54}	69.50 _{1.12}	62.69 _{1.72}	88.60 _{3.36}	90.36 _{2.99}	84.40 _{1.01}
ADAPTERSOUP	87.29 _{0.00}	84.01 _{0.00}	73.71 _{0.00}	94.04 _{0.00}	71.16 _{0.86}	71.51 _{0.23}	63.54 _{3.90}	42.22 _{3.27}	68.09 _{0.00}	80.32 _{0.51}	72.48 _{0.22}	62.54 _{0.66}	66.73 _{4.79}	54.50 _{3.87}	71.88 _{1.71}	65.42 _{0.09}
SCALEARN	89.67 _{0.13}	89.70 _{0.58}	93.98 _{0.31}	95.36 _{0.57}	92.29 _{0.13}	88.28 _{1.37}	85.78 _{1.16}	67.20 _{1.33}	85.43 _{0.44}	80.08 _{0.69}	82.43 _{0.79}	70.16 _{1.08}	66.73 _{4.79}	91.00 _{2.22}	93.93 _{2.04}	84.80 _{1.18}
SCALEARNUNIFORM	90.09 _{0.04}	90.54 _{0.08}	93.84 _{0.69}	95.70 _{0.08}	92.13 _{0.05}	88.33 _{1.12}	85.85 _{2.39}	66.85 _{1.05}	88.24 _{0.00}	80.50 _{0.07}	82.04 _{0.16}	70.28 _{4.47}	59.62 _{0.00}	90.40 _{1.52}	95.00 _{2.33}	84.63 _{0.80}
SCALEARN++	90.13 _{0.27}	94.49 _{0.23}	94.61 _{0.11}	92.35 _{0.10}	92.35 _{0.10}	87.70 _{0.96}	86.21 _{1.00}	67.23 _{1.28}	87.53 _{0.13}	80.14 _{0.29}	82.51 _{1.95}	69.40 _{1.63}	62.82 _{1.11}	89.80 _{1.10}	94.29 _{0.80}	84.63 _{0.93}
SCALEARNUNIFORM++	90.10 _{0.14}	90.45 _{0.10}	93.91 _{0.09}	95.30 _{0.00}	92.13 _{0.12}	88.97 _{0.88}	84.77 _{1.34}	65.83 _{1.49}	88.28 _{0.56}	80.46 _{0.23}	82.23 _{0.28}	70.09 _{1.36}	60.10 _{0.68}	89.20 _{1.30}	95.36 _{0.98}	84.48 _{0.57}

A.5 SCALING COEFFICIENT VISUALIZATIONS

SCALEARNUNIFORM and SCALEARNUNIFORM++ utilize uniform scaling and learn coefficients that are directly used to scale the output representations of the source adapters. In the following, we leverage this characteristic to provide an analysis of the potential degrees of effects of source tasks on target tasks. We present the adapter weights learned using RoBERTa_{BASE} for GLUE and SuperGLUE, and using XLM-R_{BASE} for HumSet with the random seed set to 0.

The learned coefficients of each PLM layer on GLUE, SuperGLUE, and HumSet of SCALEARNUNIFORM are shown in Figure 6, Figure 7, and Figure 8, respectively. The weights reveal that in most cases, the actual target task adapter is activated most strongly across the layers. Among the source tasks, most weights are close to 0, while some source tasks also show high values, particularly in some of the higher layers of the PLM. Interestingly, some of the scaling coefficients go beyond or even below 1, which would not have been possible in the traditional paradigm where scaling coefficients combining multiple vectors are restricted to sum up to 1.

The learned weights on GLUE, SuperGLUE, and HumSet of SCALEARNUNIFORM++ are shown in Figure 9. SCALEARNUNIFORM++ also mostly activates the actual target task adapter, whereas this effect is comparatively weaker in SuperGLUE and stronger in HumSet. As is the case with SCALEARNUNIFORM, many scaling coefficients exceed or go below 1.

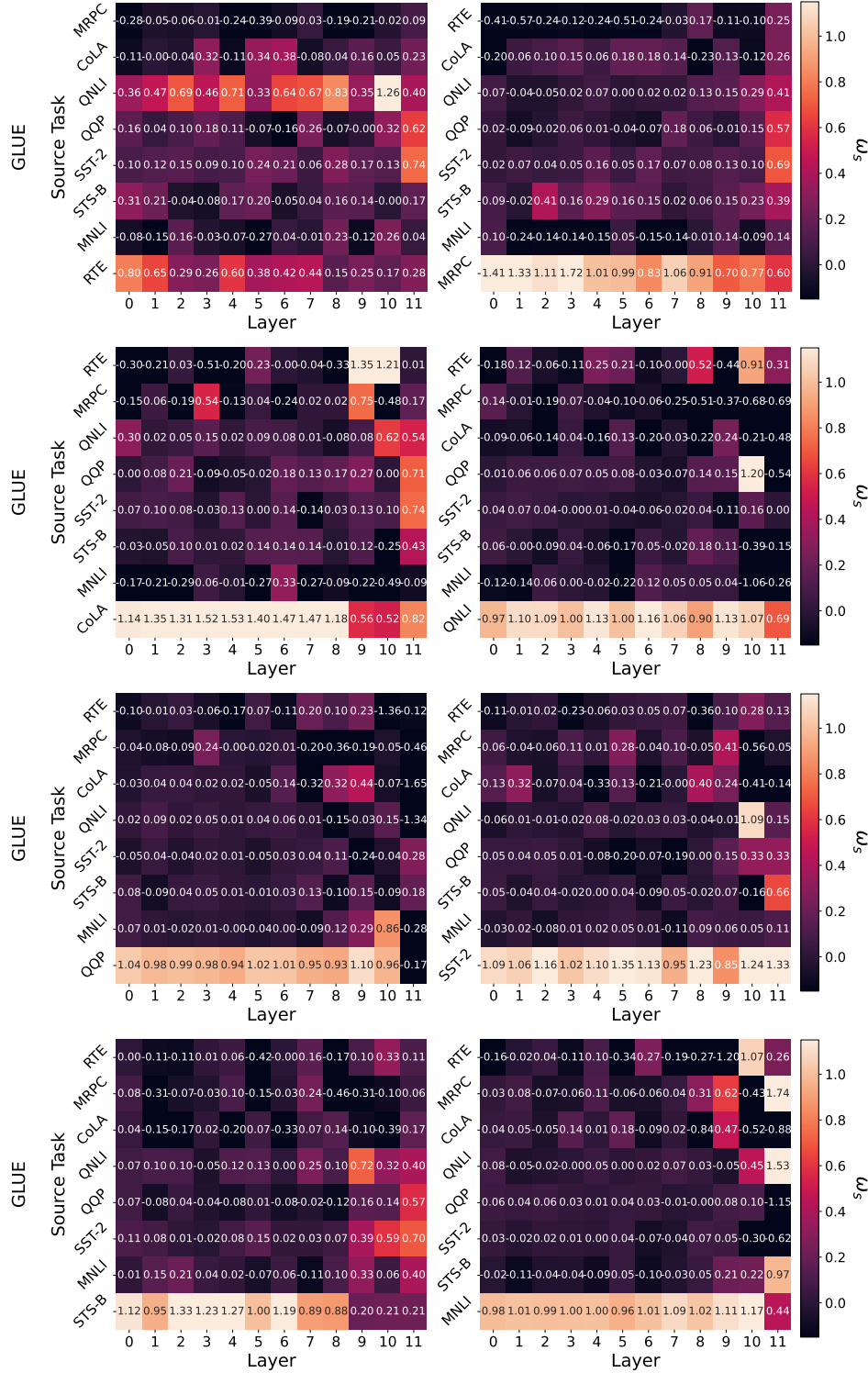


Figure 6: SCALEARNUNIFORM scaling coefficients on GLUE using RoBERTa_{BASE} on seed 0. Target tasks are shown in the last index of each heatmap.

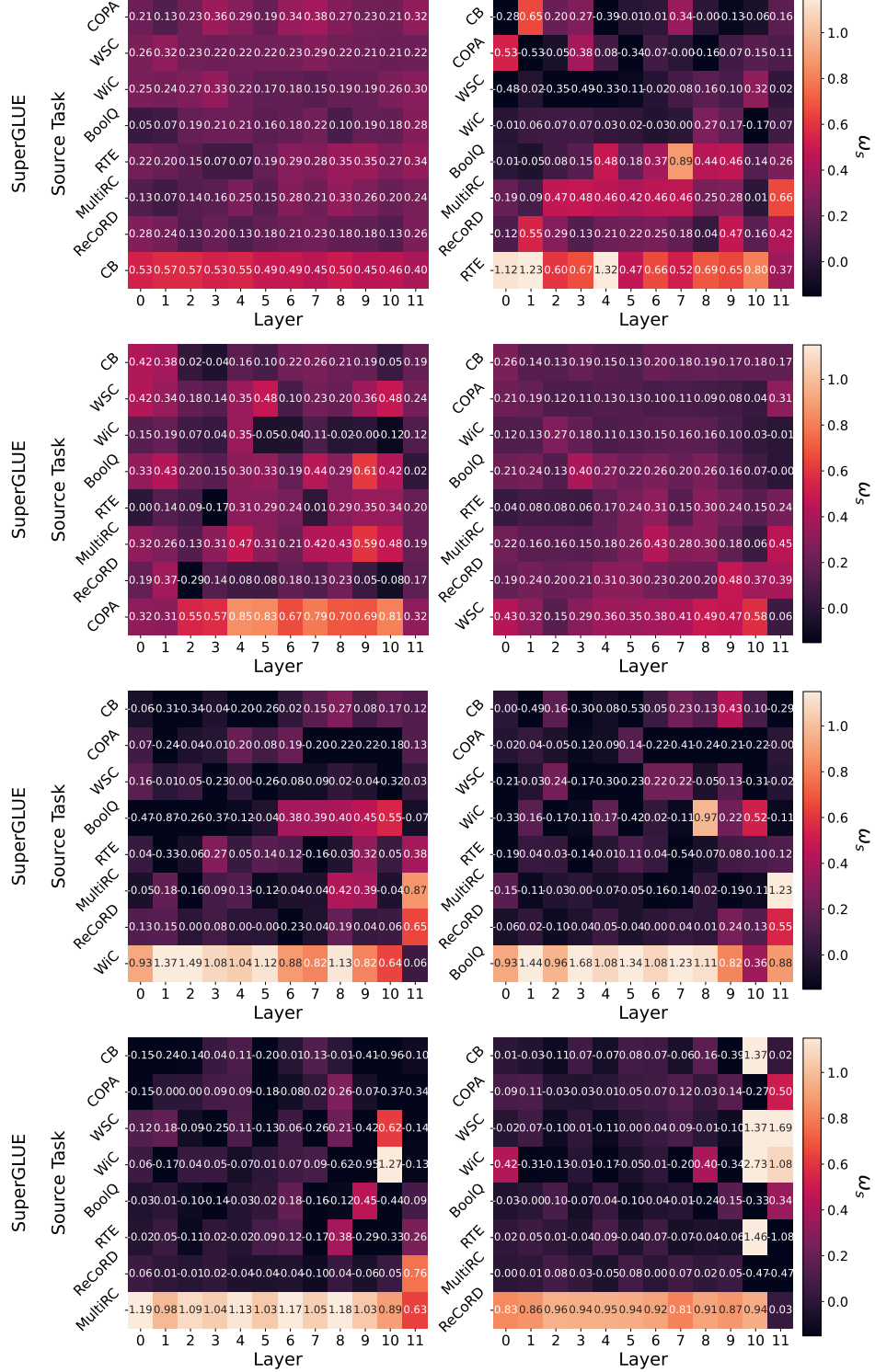


Figure 7: SCALEARNUNIFORM scaling coefficients on SuperGLUE using RoBERTa_{BASE} on seed 0. Target tasks are shown in the last index of each heatmap.

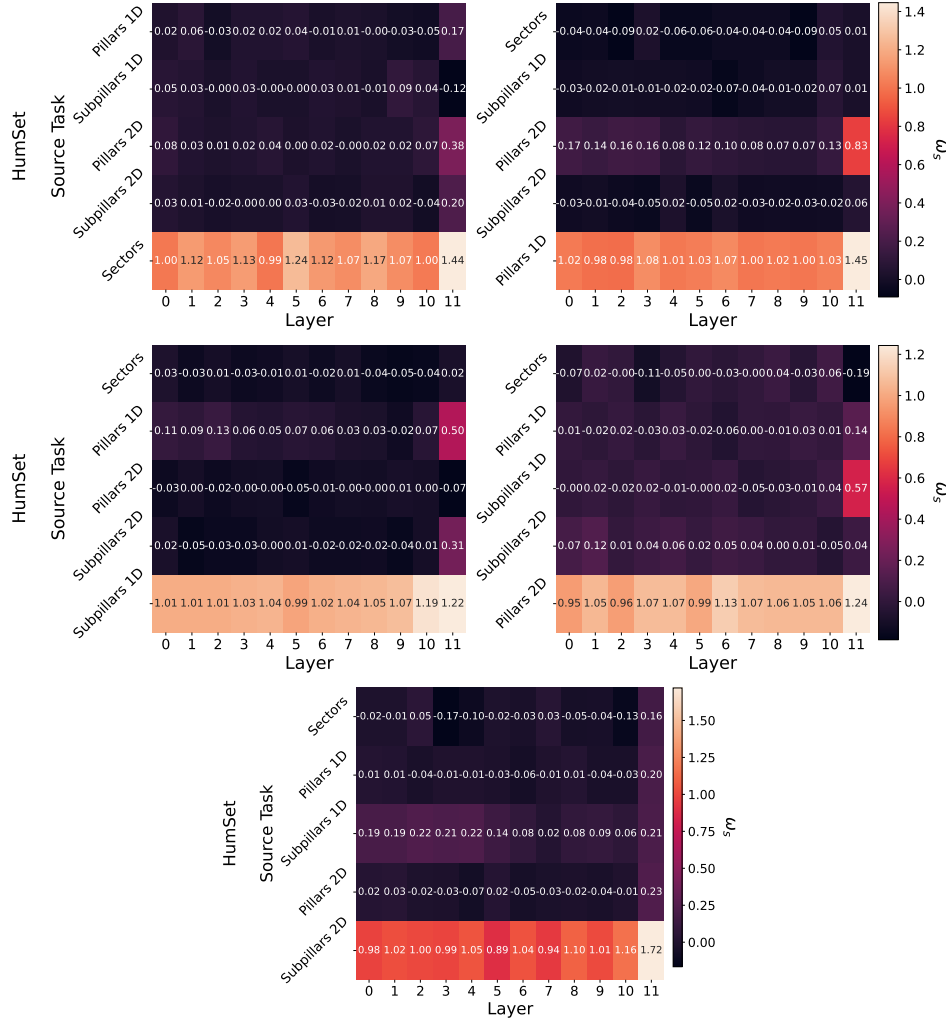


Figure 8: SCALEARNUNIFORM scaling coefficients on HumSet using XLM-R_{BASE} on seed 0. Target tasks are shown in the last index of each heatmap.




Figure 9: SCALEARNUNIFORM++ scaling coefficients on GLUE, SuperGLUE, and HumSet using RoBERTa_{BASE} for GLUE and SuperGLUE and XLM-R_{BASE} for HumSet on seed 0.

A.6 COMPLETE FEW-SHOT RESULTS

To obtain a more complete understanding of the few-shot capabilities of ADAPTER, ADAPTERFUSION, and SCALEARN, we show few-shot transfer learning results for each dataset, as well as for every variant of SCALEARN (cf. Section 6.3).

Few-shot results using RoBERTa_{BASE}. Table 13 shows the few-shot transfer learning performance of the methods on the GLUE benchmark using $k = \{4, 16, 32, 100\}$ samples. Table 14 shows the performance of the methods on SuperGLUE. Table 15 shows the performance of the methods on HumSet (on XLM-R)_{BASE}. Finally, Table 16 shows the results when training on the combination of all GLUE and SuperGLUE tasks, resulting in $|S| = 15$ source tasks.

Few-shot results using RoBERTa_{LARGE}. Figure 10 provides an overview, comparing the few-shot learning capabilities of ADAPTER, ADAPTERFUSION, and SCALEARN when using RoBERTa_{LARGE}. Moreover, Table 17 shows the few-shot learning performance of the methods on the GLUE benchmark using $k = \{4, 16, 32, 100\}$ samples. Table 18 shows the performance of the methods on SuperGLUE. Table 19 shows the performance of the methods on HumSet (on XLM-R_{LARGE}). Finally, Table 20 shows the results when training on the combination of all GLUE and SuperGLUE tasks.

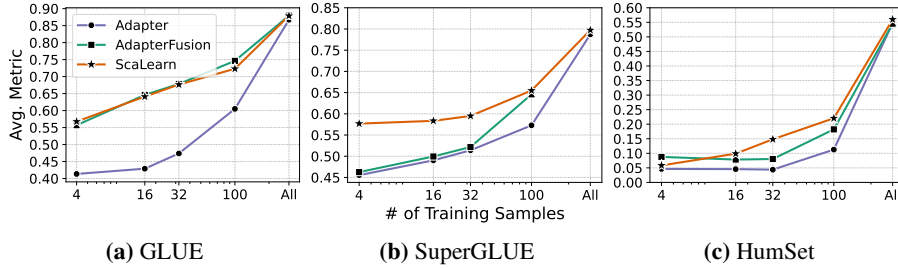


Figure 10: Few-shot learning results ($k = \{4, 16, 32, 100\}$) comparing ADAPTER, ADAPTERFUSION, and SCALEARN using RoBERTa_{LARGE} on three benchmarks. We show the mean across 5 seeds. For ADAPTERFUSION and SCALEARN, we assume that there is a Pfeiffer adapter trained on the target task on k samples and a Pfeiffer adapter trained on all samples for all other tasks available.

Table 13: Complete few-shot transfer learning results on GLUE with $k = \{4, 16, 32, 100\}$ training samples for each target task using RoBERTa_{BASE}.

Model	Samples	MNLI	QQP	QNLI	SST-2	STS-B	MRPC	RTE	CoLA	Avg.
ADAPTER	4	33.65 _{1.39}	63.27 _{0.11}	50.53 _{0.04}	50.92 _{0.00}	32.12 _{9.28}	68.38 _{0.00}	52.71 _{0.00}	2.93 _{3.88}	44.31 _{1.84}
ADAPTER	16	34.78 _{0.58}	63.18 _{0.00}	50.46 _{0.20}	57.18 _{1.23}	55.53 _{10.12}	68.38 _{0.00}	53.72 _{1.29}	0.25 _{0.56}	47.94 _{1.75}
ADAPTER	32	33.56 _{0.66}	63.18 _{0.00}	51.86 _{0.33}	70.46 _{2.25}	73.78 _{1.30}	68.38 _{0.00}	54.58 _{1.81}	0.00 _{0.00}	51.98 _{0.80}
ADAPTER	100	40.71 _{2.67}	71.74 _{0.50}	58.77 _{4.13}	85.00 _{2.25}	82.51 _{1.21}	73.09 _{1.27}	56.17 _{1.95}	21.69 _{3.94}	61.21 _{2.24}
ADAPTER	All	86.50 _{0.33}	90.18 _{0.11}	92.25 _{0.19}	93.65 _{0.71}	90.23 _{0.41}	86.64 _{1.07}	72.89 _{2.54}	58.28 _{2.50}	83.83 _{0.98}
ADAPTERFUSION	4	33.94 _{2.09}	72.01 _{5.39}	52.36 _{2.75}	50.92 _{0.00}	77.17 _{2.44}	72.99 _{1.28}	52.78 _{0.16}	2.79 _{3.54}	51.87 _{2.58}
ADAPTERFUSION	16	49.12 _{2.76}	76.26 _{1.20}	61.95 _{11.04}	59.29 _{6.12}	83.51 _{1.79}	78.28 _{0.37}	60.65 _{2.27}	0.92 _{1.82}	58.75 _{3.42}
ADAPTERFUSION	32	43.89 _{3.17}	76.45 _{0.83}	78.35 _{0.75}	68.20 _{5.11}	70.72 _{30.12}	78.87 _{1.63}	60.87 _{4.48}	1.91 _{4.27}	59.91 _{6.30}
ADAPTERFUSION	100	47.22 _{5.48}	77.23 _{1.74}	77.80 _{5.43}	85.28 _{2.42}	85.81 _{1.64}	78.43 _{1.34}	70.04 _{1.17}	13.95 _{7.80}	66.97 _{3.38}
ADAPTERFUSION	All	86.82 _{0.04}	90.23 _{0.01}	92.48 _{0.15}	93.23 _{0.95}	90.37 _{0.20}	88.41 _{0.49}	79.49 _{2.21}	59.04 _{1.69}	85.01 _{0.72}
SCALEARN	4	35.59 _{2.13}	76.24 _{0.38}	62.30 _{4.58}	52.68 _{0.66}	85.34 _{0.98}	75.00 _{1.59}	52.71 _{0.00}	4.25 _{0.83}	55.51 _{1.39}
SCALEARN	16	51.21 _{0.84}	76.85 _{0.19}	65.03 _{1.37}	64.01 _{0.90}	86.18 _{0.38}	79.07 _{0.68}	62.74 _{1.74}	7.51 _{2.36}	61.58 _{1.06}
SCALEARN	32	51.91 _{0.36}	76.19 _{0.18}	73.63 _{0.46}	69.56 _{3.25}	86.34 _{0.44}	75.98 _{0.39}	65.42 _{1.50}	8.56 _{1.70}	63.45 _{1.03}
SCALEARN	100	57.88 _{0.34}	77.25 _{0.39}	73.97 _{0.73}	83.97 _{1.76}	87.81 _{0.28}	78.38 _{1.36}	69.17 _{1.70}	13.31 _{1.71}	67.72 _{1.03}
SCALEARN	All	86.97 _{0.09}	90.32 _{0.10}	92.51 _{0.17}	93.88 _{0.18}	90.96 _{0.16}	87.75 _{0.58}	82.06 _{1.37}	58.47 _{1.76}	85.36 _{0.55}
SCALEARN++	4	34.05 _{1.78}	75.50 _{0.56}	59.88 _{4.74}	52.25 _{0.70}	85.20 _{0.80}	72.99 _{1.46}	52.71 _{0.00}	3.87 _{2.20}	54.55 _{1.53}
SCALEARN++	16	50.52 _{1.42}	76.30 _{0.60}	60.40 _{3.04}	62.20 _{1.99}	85.96 _{0.30}	78.04 _{1.58}	61.59 _{0.98}	9.00 _{2.05}	60.50 _{1.49}
SCALEARN++	32	52.30 _{1.35}	75.71 _{0.65}	72.01 _{2.62}	71.90 _{2.37}	86.04 _{0.37}	76.18 _{1.07}	63.68 _{0.94}	7.54 _{3.03}	63.17 _{1.55}
SCALEARN++	100	56.16 _{0.83}	76.60 _{0.76}	61.66 _{5.15}	83.07 _{1.92}	87.24 _{0.20}	77.89 _{1.19}	65.05 _{2.95}	11.50 _{1.47}	64.90 _{1.81}
SCALEARN++	All	87.06 _{0.03}	90.04 _{0.12}	92.03 _{1.10}	94.15 _{0.30}	90.62 _{0.13}	88.21 _{0.63}	80.87 _{1.05}	59.82 _{0.78}	85.35 _{0.52}
SCALEARNUNIFORM	4	34.17 _{1.67}	76.62 _{0.62}	55.25 _{2.01}	52.48 _{1.37}	84.47 _{0.97}	75.44 _{1.75}	52.71 _{0.00}	5.09 _{1.50}	54.53 _{1.24}
SCALEARNUNIFORM	16	49.55 _{1.21}	76.60 _{0.32}	66.69 _{1.07}	65.05 _{2.42}	85.83 _{0.40}	77.65 _{1.09}	61.81 _{1.95}	10.96 _{2.45}	61.77 _{1.36}
SCALEARNUNIFORM	32	51.50 _{1.92}	76.28 _{0.56}	72.84 _{0.54}	71.49 _{2.38}	86.01 _{0.43}	75.88 _{1.03}	63.75 _{1.16}	11.15 _{2.18}	63.61 _{1.28}
SCALEARNUNIFORM	100	55.06 _{1.23}	76.94 _{0.38}	70.42 _{2.28}	81.63 _{0.90}	86.22 _{0.45}	75.93 _{1.54}	64.62 _{1.02}	15.54 _{2.95}	65.79 _{1.35}
SCALEARNUNIFORM	All	86.93 _{0.10}	90.37 _{0.11}	92.43 _{0.36}	93.58 _{0.20}	90.08 _{0.07}	87.57 _{0.86}	80.07 _{1.18}	59.04 _{1.05}	85.01 _{0.49}
SCALEARNUNIFORM++	4	34.86 _{2.18}	76.08 _{0.38}	53.36 _{3.84}	51.79 _{1.09}	83.12 _{1.63}	74.80 _{1.05}	52.71 _{0.00}	4.34 _{2.15}	53.88 _{1.54}
SCALEARNUNIFORM++	16	50.09 _{0.81}	76.13 _{0.25}	61.35 _{0.09}	62.59 _{1.52}	85.55 _{0.40}	76.42 _{0.72}	62.60 _{0.70}	11.94 _{3.04}	60.83 _{1.32}
SCALEARNUNIFORM++	32	50.96 _{1.64}	76.15 _{0.47}	70.24 _{0.96}	71.97 _{2.06}	85.67 _{0.41}	74.41 _{0.66}	62.24 _{0.66}	12.85 _{2.49}	63.06 _{1.17}
SCALEARNUNIFORM++	100	48.96 _{1.99}	76.77 _{0.34}	60.64 _{3.67}	81.90 _{0.67}	85.66 _{0.63}	75.69 _{1.17}	63.54 _{1.53}	15.90 _{2.99}	63.63 _{1.62}
SCALEARNUNIFORM++	All	86.98 _{0.17}	90.38 _{0.01}	92.53 _{0.28}	94.11 _{0.07}	90.18 _{0.19}	87.43 _{0.63}	80.04 _{0.99}	59.45 _{0.67}	85.14 _{0.38}

Table 14: Complete few-shot transfer learning results on SuperGLUE with $k = \{4, 16, 32, 100\}$ training samples for each target task using RoBERTa_{BASE}.

Model	Samples	ReCoRD	Multi	BoolQ	WiC	WSC	COPA	CB	RTE	Avg.
ADAPTER	4	9.65 _{2.79}	24.92 _{6.71}	62.05 _{2.07}	49.44 _{1.26}	41.92 _{12.04}	50.20 _{3.63}	62.14 _{8.12}	52.71 _{0.00}	44.13 _{4.35}
ADAPTER	16	13.82 _{6.06}	37.48 _{8.48}	62.17 _{0.00}	50.53 _{1.18}	42.50 _{5.46}	53.00 _{5.48}	69.29 _{2.93}	53.72 _{1.29}	47.81 _{3.86}
ADAPTER	32	17.64 _{12.76}	38.55 _{3.74}	62.16 _{0.03}	52.26 _{1.78}	36.54 _{0.00}	51.20 _{2.39}	70.71 _{1.60}	54.58 _{1.81}	47.95 _{3.01}
ADAPTER	100	37.69 _{2.61}	51.56 _{3.89}	61.51 _{1.27}	54.04 _{1.01}	50.38 _{10.12}	58.40 _{5.18}	73.93 _{4.11}	56.17 _{1.95}	55.46 _{3.77}
ADAPTER	All	79.02 _{0.62}	72.84 _{0.48}	76.71 _{1.38}	65.58 _{1.56}	63.46 _{0.00}	70.20 _{4.13}	84.82 _{3.18}	72.89 _{2.54}	73.19 _{1.74}
ADAPTERFUSION	4	8.51 _{2.73}	44.50 _{24.40}	62.16 _{0.03}	50.31 _{1.04}	38.08 _{3.44}	50.40 _{2.19}	51.07 _{2.40}	52.64 _{1.31}	44.71 _{4.69}
ADAPTERFUSION	16	13.71 _{10.75}	48.86 _{14.98}	62.12 _{0.27}	50.16 _{1.84}	38.46 _{4.30}	56.80 _{7.22}	67.86 _{3.99}	52.92 _{3.71}	48.86 _{5.88}
ADAPTERFUSION	32	26.79 _{14.35}	46.39 _{16.63}	62.03 _{0.34}	52.23 _{0.87}	37.12 _{1.29}	59.60 _{5.86}	68.93 _{2.71}	54.66 _{2.35}	50.97 _{5.55}
ADAPTERFUSION	100	34.02 _{13.55}	43.52 _{4.01}	61.83 _{1.45}	54.61 _{1.07}	43.85 _{8.78}	64.20 _{3.83}	74.64 _{3.43}	59.71 _{1.63}	54.55 _{4.72}
ADAPTERFUSION	All	78.82 _{0.49}	71.79 _{1.67}	76.72 _{0.55}	66.57 _{1.24}	63.46 _{0.00}	73.10 _{4.51}	82.32 _{2.85}	76.03 _{2.38}	73.60 _{1.71}
SCALEARN	4	28.37 _{6.53}	31.53 _{11.93}	61.63 _{0.22}	49.72 _{0.39}	49.62 _{5.34}	71.80 _{4.49}	66.79 _{11.48}	52.71 _{0.00}	51.52 _{5.05}
SCALEARN	16	31.07 _{6.24}	49.97 _{7.42}	60.92 _{1.21}	51.50 _{0.49}	51.35 _{5.25}	69.00 _{5.24}	72.86 _{2.33}	54.22 _{1.31}	55.11 _{3.69}
SCALEARN	32	34.80 _{6.48}	44.28 _{3.71}	61.70 _{0.22}	50.53 _{0.94}	48.08 _{8.68}	68.60 _{9.34}	76.07 _{2.04}	56.75 _{1.18}	55.10 _{4.07}
SCALEARN	100	40.82 _{1.25}	58.92 _{2.28}	62.11 _{1.16}	53.89 _{0.99}	61.92 _{2.21}	69.00 _{2.74}	86.79 _{1.60}	61.37 _{1.71}	61.85 _{1.74}
SCALEARN	All	79.52 _{0.06}	73.22 _{0.44}	77.27 _{0.68}	66.35 _{1.20}	63.46 _{0.00}	74.80 _{2.15}	90.89 _{2.59}	78.88 _{2.14}	75.55 _{1.16}
SCALEARNUNIFORM	4	22.64 _{6.41}	29.69 _{6.54}	61.72 _{0.25}	49.84 _{0.86}	44.62 _{5.71}	70.60 _{2.30}	70.36 _{4.48}	52.71 _{0.00}	50.27 _{3.32}
SCALEARNUNIFORM	16	30.01 _{1.08}	50.32 _{7.20}	61.72 _{1.03}	52.48 _{0.70}	49.81 _{7.24}	66.80 _{2.17}	73.93 _{7.70}	54.51 _{2.75}	54.95 _{3.23}
SCALEARNUNIFORM	32	30.84 _{5.74}	45.75 _{5.47}	61.41 _{0.32}	51.57 _{0.73}	48.27 _{6.61}	71.40 _{2.30}	75.71 _{0.98}	55.38 _{0.75}	55.04 _{2.86}
SCALEARNUNIFORM	100	35.50 _{1.94}	58.74 _{2.59}	61.36 _{0.99}	52.79 _{0.58}	56.97 _{7.98}	65.00 _{2.00}	82.86 _{3.24}	59.21 _{1.28}	59.05 _{2.58}
SCALEARNUNIFORM	All	80.13 _{0.38}	71.91 _{0.60}	76.06 _{0.41}	67.37 _{1.22}	62.50 _{1.27}	71.20 _{1.23}	89.11 _{1.97}	75.31 _{0.90}	74.20 _{1.00}
SCALEARN++	4	27.53 _{4.00}	11.11 _{6.18}	60.92 _{1.59}	49.94 _{0.50}	44.62 _{5.71}	70.00 _{2.24}	62.50 _{8.28}	52.71 _{0.00}	47.42 _{3.56}
SCALEARN++	16	25.78 _{2.80}	49.43 _{10.93}	59.86 _{2.01}	52.01 _{0.62}	49.42 _{8.62}	71.80 _{1.10}	74.64 _{3.43}	56.68 _{1.17}	54.95 _{3.83}
SCALEARN++	32	34.00 _{2.31}	39.99 _{5.10}	59.80 _{0.63}	52.04 _{0.53}	42.50 _{3.99}	73.60 _{4.56}	75.71 _{1.60}	56.39 _{0.86}	54.25 _{2.45}
SCALEARN++	100	37.32 _{3.39}	58.72 _{1.28}	60.43 _{2.22}	53.23 _{0.61}	62.12 _{1.87}	66.20 _{1.30}	85.71 _{2.19}	59.06 _{1.89}	60.35 _{1.84}
SCALEARN++	All	80.13 _{0.09}	72.71 _{0.57}	76.44 _{0.53}	67.13 _{1.24}	62.26 _{2.28}	75.20 _{1.93}	93.04 _{1.14}	79.03 _{0.95}	75.74 _{1.22}
SCALEARNUNIFORM++	4	23.04 _{8.12}	29.11 _{2.02}	61.02 _{0.41}	49.62 _{1.41}	46.73 _{4.54}	67.60 _{5.68}	66.43 _{8.60}	52.71 _{0.00}	49.53 _{3.85}
SCALEARNUNIFORM++	16	26.67 _{4.91}	53.00 _{8.69}	61.06 _{1.41}	52.16 _{0.67}	50.96 _{7.10}	67.40 _{2.97}	74.29 _{4.66}	54.80 _{2.74}	55.04 _{4.14}
SCALEARNUNIFORM++	32	30.62 _{1.27}	49.46 _{3.35}	59.88 _{1.47}	51.69 _{0.70}	44.62 _{3.70}	67.20 _{1.64}	78.21 _{0.80}	56.90 _{1.07}	54.82 _{2.13}
SCALEARNUNIFORM++	100	29.77 _{9.96}	58.40 _{2.35}	60.77 _{0.91}	53.26 _{1.87}	61.15 _{3.76}	63.20 _{2.77}	80.00 _{0.80}	57.18 _{1.74}	57.97 _{3.02}
SCALEARNUNIFORM++	All	79.79 _{0.14}	71.75 _{0.38}	76.13 _{0.52}	67.87 _{0.89}	63.46 _{0.00}	74.00 _{1.70}	91.61 _{2.53}	74.84 _{1.58}	74.93 _{0.97}

Table 15: Complete few-shot transfer learning results on HumSet with $k = \{4, 16, 32, 100\}$ training samples for each target task using XLM-R_{BASE}.

Model	Samples	Sectors	Pillars 1D	Subpillars 1D	Pillars 2D	Subpillars 2D	Avg.
ADAPTER	4	5.78 _{2.05}	4.21 _{1.16}	0.69 _{0.34}	11.07 _{2.07}	3.58 _{0.49}	5.07 _{1.22}
ADAPTER	16	8.22 _{6.21}	2.59 _{2.28}	0.78 _{0.42}	8.42 _{4.12}	2.59 _{1.34}	4.52 _{2.87}
ADAPTER	32	4.65 _{1.88}	2.30 _{2.71}	0.82 _{0.15}	5.96 _{7.43}	2.97 _{1.52}	3.34 _{2.74}
ADAPTER	100	44.26 _{1.22}	10.59 _{9.70}	0.00 _{0.00}	25.26 _{1.36}	0.01 _{0.02}	16.02 _{2.46}
ADAPTER	All	71.38 _{0.28}	51.02 _{1.23}	43.26 _{0.82}	61.43 _{0.91}	42.46 _{0.51}	53.91 _{0.75}
ADAPTERFUSION	4	13.60 _{1.29}	7.20 _{2.19}	2.45 _{0.37}	16.24 _{2.77}	8.16 _{1.00}	9.53 _{1.53}
ADAPTERFUSION	16	13.27 _{1.27}	8.38 _{0.99}	2.17 _{0.67}	15.98 _{2.41}	7.63 _{0.73}	9.48 _{1.21}
ADAPTERFUSION	32	12.59 _{1.91}	6.41 _{1.79}	2.24 _{0.25}	13.67 _{3.94}	7.12 _{1.00}	8.40 _{1.78}
ADAPTERFUSION	100	8.03 _{1.36}	4.23 _{2.75}	1.77 _{0.54}	32.02 _{4.30}	5.07 _{1.32}	10.22 _{2.05}
ADAPTERFUSION	All	72.05 _{0.12}	49.63 _{0.53}	43.15 _{0.38}	60.68 _{0.23}	42.14 _{0.46}	53.53 _{0.35}
SCALEARN	4	5.56 _{1.27}	4.54 _{0.57}	1.12 _{0.23}	12.99 _{0.26}	3.95 _{0.85}	5.63 _{0.64}
SCALEARN	16	13.21 _{0.74}	8.90 _{0.41}	3.68 _{0.16}	18.30 _{0.60}	7.40 _{0.53}	10.30 _{0.49}
SCALEARN	32	16.64 _{0.43}	16.48 _{0.74}	7.23 _{0.37}	26.39 _{0.34}	11.11 _{0.47}	15.57 _{0.47}
SCALEARN	100	34.04 _{1.36}	26.31 _{0.67}	13.27 _{1.06}	30.68 _{1.20}	14.43 _{0.39}	23.75 _{0.94}
SCALEARN	All	72.36 _{0.05}	51.63 _{0.61}	44.06 _{0.37}	61.52 _{0.11}	42.81 _{0.63}	54.48 _{0.35}
SCALEARNUNIFORM	4	5.35 _{1.09}	4.32 _{0.17}	1.03 _{0.20}	13.24 _{0.43}	3.78 _{0.64}	5.54 _{0.50}
SCALEARNUNIFORM	16	13.65 _{0.47}	8.69 _{0.59}	3.64 _{0.13}	17.51 _{1.23}	7.59 _{0.13}	10.22 _{0.51}
SCALEARNUNIFORM	32	15.34 _{0.52}	16.72 _{1.09}	6.98 _{0.34}	25.75 _{0.48}	10.58 _{0.19}	15.07 _{0.52}
SCALEARNUNIFORM	100	33.40 _{0.63}	25.48 _{0.71}	13.43 _{0.64}	29.44 _{0.78}	14.92 _{0.62}	23.33 _{0.68}
SCALEARNUNIFORM	All	72.20 _{0.14}	50.08 _{0.79}	42.97 _{0.70}	60.62 _{0.16}	41.95 _{0.60}	53.56 _{0.48}
SCALEARN++	4	5.42 _{1.47}	4.66 _{0.45}	1.16 _{0.33}	13.17 _{0.17}	3.62 _{1.24}	5.61 _{0.73}
SCALEARN++	16	13.55 _{0.71}	8.89 _{0.16}	3.62 _{0.09}	18.62 _{1.10}	7.73 _{0.28}	10.48 _{0.47}
SCALEARN++	32	16.27 _{0.82}	16.35 _{1.62}	7.27 _{0.13}	26.08 _{0.51}	10.70 _{0.28}	15.33 _{0.67}
SCALEARN++	100	33.76 _{0.49}	25.83 _{0.74}	13.27 _{0.66}	30.11 _{0.51}	14.37 _{0.61}	23.47 _{0.60}
SCALEARN++	All	72.38 _{0.27}	51.66 _{0.27}	44.23 _{0.50}	61.66 _{0.13}	42.21 _{0.21}	54.43 _{0.28}
SCALEARNUNIFORM++	4	5.27 _{1.18}	4.37 _{0.14}	1.08 _{0.09}	13.20 _{0.50}	3.56 _{1.15}	5.50 _{0.61}
SCALEARNUNIFORM++	16	13.47 _{0.77}	9.04 _{0.58}	3.60 _{0.10}	17.41 _{0.59}	7.50 _{0.33}	10.20 _{0.47}
SCALEARNUNIFORM++	32	15.24 _{0.35}	16.75 _{0.72}	7.31 _{0.28}	26.23 _{0.83}	10.61 _{0.27}	15.23 _{0.49}
SCALEARNUNIFORM++	100	39.22 _{2.98}	26.22 _{0.74}	13.76 _{1.11}	30.34 _{0.63}	14.56 _{0.59}	24.82 _{1.21}
SCALEARNUNIFORM++	All	72.02 _{0.32}	50.78 _{0.41}	42.60 _{0.85}	60.82 _{0.14}	42.14 _{0.72}	53.67 _{0.49}

Table 16: Complete few-shot transfer learning results on the combination of all GLUE and SuperGLUE tasks with $k = \{4, 16, 32, 100\}$ training samples for each target task using RoBERTa_{BASE}.

Model	Samples	MNLI	QQP	QNLI	SST-2	STS-B	MRPC	RTE	CoLA	ReCoRD	Multi	BoolQ	WIC	WSC	COPA	CB	Avg.
ADAPTER	4	33.65 _{1.39}	63.27 _{0.11}	50.53 _{0.04}	50.92 _{0.00}	32.12 _{9.28}	68.38 _{1.00}	52.71 _{0.00}	2.93 _{3.88}	9.65 _{2.79}	24.92 _{6.71}	62.05 _{0.27}	49.44 _{1.26}	41.92 _{2.04}	50.20 _{0.63}	62.14 _{8.12}	43.66 _{3.3}
ADAPTER	16	34.78 _{0.58}	63.18 _{0.00}	50.46 _{0.20}	51.18 _{1.23}	55.53 _{10.12}	68.38 _{1.00}	53.72 _{1.29}	0.25 _{0.56}	13.82 _{6.06}	37.48 _{8.48}	62.17 _{0.00}	50.53 _{1.18}	42.96 _{5.46}	53.00 _{5.48}	69.29 _{2.93}	47.48 _{2.9}
ADAPTER	32	33.56 _{0.66}	63.18 _{0.00}	51.86 _{0.33}	70.46 _{2.25}	73.78 _{1.30}	68.38 _{1.00}	54.58 _{1.81}	0.00 _{0.00}	17.64 _{12.76}	38.58 _{7.74}	62.16 _{0.03}	52.20 _{1.78}	36.54 _{6.00}	51.20 _{2.39}	70.71 _{1.60}	49.66 _{1.91}
ADAPTER	100	40.71 _{2.67}	71.74 _{0.50}	58.77 _{4.13}	85.00 _{2.25}	82.51 _{1.21}	73.09 _{1.27}	56.17 _{1.95}	21.69 _{3.94}	37.69 _{2.61}	51.56 _{3.89}	61.51 _{1.27}	54.04 _{1.01}	50.38 _{0.12}	58.40 _{5.18}	73.93 _{4.11}	58.48 _{3.07}
ADAPTER	All	86.50 _{0.33}	90.18 _{0.11}	92.25 _{0.19}	93.65 _{0.71}	90.23 _{0.41}	86.64 _{1.07}	72.89 _{2.54}	58.28 _{2.50}	79.02 _{0.62}	72.84 _{0.48}	76.71 _{1.38}	65.58 _{1.56}	63.46 _{0.00}	70.20 _{1.13}	84.82 _{3.18}	78.88 _{1.28}
ADAPTERFUSION	4	33.03 _{1.19}	64.07 _{12.23}	51.46 _{3.13}	51.03 _{0.26}	77.54 _{5.71}	69.75 _{2.15}	53.72 _{2.06}	4.37 _{4.11}	17.13 _{3.59}	51.01 _{19.87}	62.17 _{0.00}	52.13 _{2.45}	38.85 _{5.16}	66.80 _{8.01}	60.00 _{8.62}	50.24 _{1.7}
ADAPTERFUSION	16	46.55 _{3.27}	73.63 _{4.79}	55.28 _{7.92}	58.05 _{1.96}	83.74 _{0.93}	71.23 _{3.91}	59.86 _{1.17}	4.01 _{3.69}	14.67 _{6.72}	53.06 _{6.62}	62.07 _{0.44}	54.29 _{4.89}	41.54 _{5.88}	68.80 _{5.50}	67.50 _{10.37}	54.28 _{5.14}
ADAPTERFUSION	32	43.42 _{4.77}	70.63 _{6.80}	70.48 _{11.30}	68.12 _{4.56}	84.17 _{1.79}	72.65 _{5.98}	60.79 _{5.72}	1.93 _{4.37}	12.40 _{4.73}	51.64 _{8.97}	62.08 _{0.77}	54.26 _{2.19}	38.27 _{5.01}	65.20 _{5.83}	71.79 _{5.84}	55.19 _{5.64}
ADAPTERFUSION	100	46.10 _{2.95}	76.77 _{1.27}	73.02 _{4.45}	83.85 _{2.65}	86.45 _{1.57}	77.50 _{1.43}	68.74 _{2.29}	22.17 _{2.73}	22.91 _{5.96}	50.84 _{4.44}	62.46 _{0.84}	58.00 _{2.04}	52.69 _{5.71}	71.40 _{1.51}	78.93 _{6.11}	62.46 _{3.33}
ADAPTERFUSION	All	86.52 _{0.20}	90.18 _{0.11}	92.35 _{0.16}	93.62 _{0.69}	90.46 _{0.31}	87.89 _{1.00}	78.84 _{1.63}	58.67 _{1.42}	78.66 _{0.94}	72.71 _{0.71}	76.63 _{0.71}	66.36 _{1.34}	63.46 _{0.00}	74.30 _{3.02}	83.57 _{5.70}	79.62 _{1.2}
SCALEARN	4	37.57 _{1.54}	73.10 _{2.37}	60.18 _{2.87}	52.78 _{1.73}	73.36 _{4.84}	72.35 _{2.08}	51.70 _{2.26}	4.26 _{5.41}	34.46 _{6.05}	48.41 _{4.21}	61.64 _{0.33}	52.48 _{0.79}	45.38 _{6.74}	75.00 _{3.54}	73.57 _{4.96}	54.42 _{3.31}
SCALEARN	16	51.70 _{0.97}	76.33 _{0.35}	57.83 _{1.33}	66.33 _{3.67}	83.03 _{1.10}	74.51 _{1.29}	60.36 _{3.24}	11.31 _{5.26}	33.47 _{3.83}	47.42 _{6.90}	61.70 _{0.90}	52.48 _{0.98}	46.92 _{6.13}	72.80 _{4.55}	83.21 _{2.40}	58.63 _{2.86}
SCALEARN	32	53.37 _{1.50}	76.13 _{0.24}	68.44 _{0.66}	77.73 _{2.61}	83.63 _{1.29}	75.05 _{1.13}	63.10 _{1.72}	12.98 _{2.77}	34.59 _{1.07}	47.05 _{5.32}	63.16 _{0.46}	54.36 _{1.29}	51.73 _{4.6}	72.20 _{1.79}	85.00 _{0.98}	61.24 _{2.02}
SCALEARN	100	60.40 _{1.25}	77.46 _{0.43}	73.91 _{1.07}	86.40 _{1.20}	87.19 _{0.73}	76.32 _{1.26}	71.05 _{2.08}	18.99 _{2.22}	40.31 _{1.63}	59.71 _{0.32}	63.46 _{1.54}	57.34 _{2.04}	57.69 _{3.38}	72.40 _{2.58}	90.00 _{2.71}	66.17 _{1.90}
SCALEARN	All	86.93 _{0.03}	89.78 _{0.69}	92.78 _{0.03}	94.65 _{0.35}	90.97 _{0.09}	88.21 _{0.72}	81.59 _{1.69}	59.32 _{1.81}	78.50 _{0.48}	72.67 _{0.42}	78.59 _{0.28}	66.76 _{1.70}	63.46 _{0.51}	80.60 _{3.27}	96.07 _{1.41}	81.39 _{0.86}
SCALEARNUNIFORM	4	39.28 _{4.15}	74.64 _{0.41}	55.21 _{2.97}	51.63 _{1.86}	73.58 _{9.93}	70.29 _{0.40}	52.71 _{0.00}	7.19 _{2.78}	16.65 _{7.46}	39.82 _{10.73}	60.57 _{0.82}	52.32 _{0.84}	48.85 _{1.61}	70.80 _{1.92}	70.00 _{3.66}	51.57 _{3.97}
SCALEARNUNIFORM	16	50.97 _{0.92}	76.20 _{0.33}	55.84 _{1.97}	62.91 _{3.33}	77.14 _{2.38}	73.24 _{1.89}	60.51 _{1.95}	13.85 _{1.57}	26.25 _{6.79}	49.67 _{7.11}	61.15 _{0.95}	52.19 _{0.67}	53.46 _{0.03}	71.40 _{2.70}	78.93 _{7.03}	57.58 _{3.23}
SCALEARNUNIFORM	32	48.73 _{1.45}	76.14 _{0.10}	66.42 _{0.96}	74.54 _{2.25}	81.22 _{0.78}	74.41 _{1.76}	63.97 _{0.40}	13.31 _{4.10}	35.13 _{3.98}	55.50 _{4.23}	61.60 _{0.55}	54.17 _{1.21}	46.92 _{2.39}	68.60 _{2.79}	78.21 _{3.87}	59.93 _{2.06}
SCALEARNUNIFORM	100	57.81 _{0.74}	77.10 _{0.46}	67.14 _{1.42}	81.35 _{1.95}	84.99 _{0.37}	75.34 _{0.71}	65.92 _{1.61}	17.58 _{1.34}	38.38 _{3.95}	59.14 _{1.42}	62.20 _{0.69}	55.45 _{1.71}	52.50 _{6.92}	71.40 _{1.89}	90.00 _{2.04}	63.75 _{1.95}
SCALEARNUNIFORM	All	87.02 _{0.07}	90.26 _{0.10}	92.01 _{0.92}	94.38 _{0.30}	90.16 _{0.11}	87.97 _{0.99}	80.87 _{1.09}	58.97 _{0.83}	80.05 _{0.18}	71.90 _{0.29}	76.42 _{0.65}	68.07 _{0.77}	63.22 _{0.85}	73.30 _{2.16}	93.93 _{1.73}	80.57 _{0.74}
SCALEARN++	4	36.43 _{0.84}	71.99 _{3.17}	52.47 _{2.56}	50.96 _{0.31}	70.73 _{3.49}	69.66 _{1.77}	52.71 _{0.00}	5.38 _{3.00}	29.01 _{4.05}	29.56 _{10.20}	62.02 _{0.35}	50.38 _{1.07}	43.27 _{4.14}	72.20 _{1.64}	73.57 _{4.45}	51.36 _{2.74}
SCALEARN++	16	49.88 _{1.29}	75.59 _{0.93}	55.82 _{1.57}	59.20 _{2.02}	80.68 _{1.14}	73.14 _{1.44}	58.84 _{1.17}	12.36 _{1.88}	25.44 _{4.19}	30.50 _{17.83}	60.12 _{1.37}	52.29 _{1.69}	47.88 _{9.46}	73.40 _{3.21}	79.64 _{2.71}	55.65 _{3.66}
SCALEARN++	32	49.02 _{2.00}	74.91 _{1.21}	67.10 _{0.91}	74.29 _{2.74}	82.91 _{0.76}	73.24 _{1.17}	62.89 _{1.34}	11.30 _{2.31}	34.01 _{1.05}	25.76 _{8.19}	61.50 _{1.55}	53.48 _{0.46}	40.77 _{3.82}	74.80 _{2.28}	81.79 _{3.43}	57.85 _{2.22}
SCALEARN++	100	58.52 _{1.21}	76.49 _{0.86}	68.02 _{1.65}	82.98 _{0.84}	86.45 _{0.41}	75.64 _{0.37}	68.59 _{2.18}	13.34 _{2.89}	39.05 _{3.79}	57.37 _{3.88}	60.63 _{1.26}	56.11 _{0.73}	59.04 _{3.30}	75.20 _{1.30}	91.79 _{2.04}	64.62 _{1.85}
SCALEARN++	All	86.94 _{0.01}	89.56 _{1.27}	92.80 _{0.08}	94.04 _{0.30}	90.75 _{0.16}	88.21 _{1.05}	80.40 _{0.90}	59.65 _{1.06}	79.98 _{0.21}	71.16 _{0.37}	77.34 _{0.37}	67.43 _{1.58}	63.46 _{0.00}	79.90 _{1.66}	94.29 _{2.35}	81.06 _{0.76}
SCALEARNUNIFORM++	4	38.43 _{1.63}	73.40 _{1.00}	54.82 _{3.33}	51.93 _{1.31}	58.37 _{1.72}	70.49 _{0.48}	52.71 _{0.00}	4.87 _{2.38}	17.96 _{7.79}	36.31 _{10.99}	60.91 _{1.15}	51.82 _{1.24}	49.23 _{0.90}	71.20 _{2.86}	71.79 _{3.43}	50.95 _{4.02}
SCALEARNUNIFORM++	16	52.24 _{1.62}	75.52 _{0.69}	53.65 _{0.74}	62.04 _{2.23}	76.27 _{2.73}	74.51 _{1.46}	60.79 _{1.65}	8.92 _{7.77}	26.04 _{6.66}	51.37 _{8.49}	61.43 _{0.58}	52.07 _{1.03}	49.23 _{0.90}	69.60 _{2.88}	73.21 _{5.92}	56.46 _{4.02}
SCALEARNUNIFORM++	32	49.59 _{1.30}	75.70 _{0.35}	65.38 _{1.04}	74.50 _{0.66}	80.99 _{0.96}	73.68 _{1.82}	62.17 _{0.93}	11.83 _{3.59}	35.20 _{1.63}	57.29 _{4.93}	62.14 _{0.52}	53.70 _{1.44}	51.15 _{5.90}	70.40 _{1.34}	80.36 _{5.05}	60.27 _{2.05}
SCALEARNUNIFORM++	100	53.47 _{1.29}	76.22 _{0.58}	60.70 _{0.57}	82.94 _{1.03}	83.60 _{0.88}	73.82 _{1.21}	63.83 _{0.23}	16.43 _{2.97}	33.27 _{3.38}	59.32 _{0.99}	62.70 _{0.31}	55.49 _{1.21}	58.46 _{0.67}	65.20 _{2.86}	86.07 _{3.87}	62.10 _{2.05}
SCALEARNUNIFORM++	All	86.82 _{0.17}	90.16 _{0.34}	92.35 _{0.31}	94.61 _{0.11}	90.32 _{0.14}	87.97 _{0.86}	80.79 _{0.96}	59.33 _{0.90}	79.80 _{0.56}	72.76 _{0.51}	76.22 _{0.69}	67.95 _{1.04}	61.78 _{1.98}	74.20 _{1.75}	93.21 _{0.75}	80.55 _{0.74}

Table 17: Complete few-shot transfer learning results on GLUE with $k = \{4, 16, 32, 100\}$ training samples for each target task using RoBERTa_{LARGE}.

Model	Samples	MNLI	QQP	QNLI	SST-2	STS-B	MRPC	RTE	CoLA	Avg.
ADAPTER	4	34.09 _{0.48}	62.00 _{2.54}	50.46 _{1.12}	50.92 _{0.00}	10.02 _{2.34}	68.33 _{0.11}	51.48 _{2.74}	3.47 _{3.01}	41.35 _{1.54}
ADAPTER	16	35.12 _{1.00}	63.11 _{0.18}	49.59 _{0.24}	59.38 _{3.42}	12.41 _{5.51}	68.38 _{0.00}	52.64 _{1.06}	2.55 _{3.07}	42.90 _{1.81}
ADAPTER	32	34.05 _{0.94}	63.88 _{1.40}	51.30 _{0.98}	74.70 _{2.59}	27.16 _{13.89}	68.77 _{0.71}	51.62 _{1.75}	7.47 _{10.36}	47.37 _{1.08}
ADAPTER	100	41.39 _{2.59}	71.35 _{0.81}	53.75 _{1.18}	83.67 _{2.22}	76.84 _{4.07}	69.07 _{1.48}	56.97 _{2.30}	30.96 _{5.72}	60.50 _{2.55}
ADAPTER	All	89.62 _{0.18}	89.87 _{0.67}	94.13 _{0.06}	95.24 _{0.08}	91.81 _{0.29}	87.82 _{2.11}	81.23 _{2.92}	64.07 _{1.97}	86.72 _{1.04}
ADAPTERFUSION	4	39.26 _{6.48}	79.28 _{0.71}	65.13 _{11.67}	51.03 _{0.23}	76.40 _{12.07}	69.95 _{2.76}	54.08 _{3.07}	4.93 _{1.85}	55.01 _{1.85}
ADAPTERFUSION	16	49.94 _{8.89}	80.37 _{0.13}	78.85 _{3.67}	56.65 _{3.82}	83.90 _{0.85}	77.50 _{1.62}	70.47 _{4.04}	16.08 _{3.34}	64.23 _{3.29}
ADAPTERFUSION	32	56.12 _{10.53}	80.01 _{0.25}	80.55 _{1.30}	75.29 _{7.71}	85.36 _{0.87}	77.11 _{4.44}	78.70 _{3.54}	6.77 _{8.63}	67.49 _{4.66}
ADAPTERFUSION	100	60.84 _{13.22}	78.86 _{3.07}	85.09 _{0.80}	85.44 _{1.87}	88.09 _{0.39}	81.86 _{1.63}	84.40 _{2.62}	34.69 _{2.72}	74.91 _{3.29}
ADAPTERFUSION	All	89.57 _{0.17}	90.88 _{0.06}	94.15 _{0.04}	95.87 _{0.00}	91.86 _{0.15}	88.97 _{0.78}	85.70 _{1.13}	66.39 _{1.83}	87.93 _{0.52}
SCALEARN	4	45.65 _{4.75}	79.59 _{0.24}	66.97 _{3.83}	52.06 _{1.12}	81.94 _{2.17}	72.06 _{2.37}	52.71 _{0.00}	3.14 _{1.31}	56.77 _{1.97}
SCALEARN	16	57.54 _{1.50}	80.04 _{0.58}	77.24 _{0.85}	62.59 _{2.91}	85.08 _{1.83}	76.42 _{2.70}	69.75 _{2.56}	4.23 _{3.10}	64.11 _{2.00}
SCALEARN	32	60.95 _{1.59}	79.95 _{0.34}	77.72 _{0.94}	74.13 _{1.58}	88.50 _{0.27}	76.91 _{1.69}	77.91 _{1.83}	5.14 _{2.00}	67.65 _{1.28}
SCALEARN	100	69.18 _{1.32}	80.80 _{0.21}	83.64 _{2.26}	84.20 _{0.98}	89.25 _{0.40}	77.60 _{1.78}	82.96 _{0.93}	10.80 _{1.43}	72.30 _{1.17}
SCALEARN	All	90.09 _{0.09}	90.51 _{0.26}	94.18 _{0.03}	95.41 _{0.16}	92.32 _{0.15}	88.09 _{0.82}	87.08 _{0.54}	65.40 _{2.62}	87.91 _{0.55}
SCALEARNUNIFORM	4	45.73 _{5.20}	79.74 _{0.34}	67.93 _{3.57}	52.41 _{1.39}	81.59 _{1.89}	72.21 _{2.26}	52.71 _{0.00}	3.25 _{1.02}	56.95 _{1.96}
SCALEARNUNIFORM	16	57.61 _{1.01}	79.81 _{0.31}	74.55 _{1.75}	57.43 _{2.44}	85.32 _{0.85}	75.34 _{1.10}	68.81 _{1.21}	1.92 _{2.57}	62.60 _{1.41}
SCALEARNUNIFORM	32	58.86 _{1.71}	80.06 _{0.14}	75.86 _{1.12}	73.60 _{1.06}	86.61 _{0.33}	74.66 _{1.16}	77.91 _{1.12}	5.66 _{4.15}	66.65 _{1.35}
SCALEARNUNIFORM	100	63.51 _{1.39}	80.34 _{0.21}	74.98 _{2.50}	81.44 _{1.48}	87.36 _{0.24}	76.47 _{1.26}	81.37 _{1.87}	14.98 _{1.27}	70.06 _{1.28}
SCALEARNUNIFORM	All	90.11 _{0.04}	90.05 _{0.28}	94.23 _{0.08}	95.41 _{0.16}	92.11 _{0.06}	88.63 _{1.72}	84.40 _{3.93}	66.98 _{0.58}	87.74 _{0.86}
SCALEARN++	4	44.54 _{4.16}	79.58 _{0.41}	66.90 _{2.38}	51.70 _{0.75}	80.80 _{3.59}	71.86 _{1.54}	52.71 _{0.00}	3.78 _{0.89}	56.48 _{1.72}
SCALEARN++	16	56.71 _{1.57}	80.11 _{0.37}	73.80 _{1.36}	60.16 _{4.41}	85.17 _{1.14}	75.20 _{3.15}	69.82 _{2.07}	2.85 _{3.64}	62.98 _{2.09}
SCALEARN++	32	58.87 _{1.51}	79.09 _{0.49}	75.92 _{0.89}	73.12 _{3.27}	87.45 _{0.32}	75.69 _{1.18}	77.33 _{0.90}	5.47 _{4.01}	66.61 _{1.57}
SCALEARN++	100	65.07 _{1.14}	80.23 _{0.33}	78.82 _{0.81}	82.00 _{1.89}	88.01 _{0.84}	76.62 _{1.16}	81.82 _{2.60}	12.11 _{2.78}	70.58 _{1.44}
SCALEARN++	All	90.31 _{0.10}	90.59 _{0.03}	94.05 _{0.24}	95.93 _{0.24}	92.48 _{0.15}	88.48 _{1.26}	86.28 _{1.05}	67.13 _{0.59}	88.16 _{0.43}
SCALEARNUNIFORM++	4	44.48 _{4.38}	79.42 _{0.58}	66.59 _{4.06}	51.46 _{0.57}	82.15 _{1.17}	73.22 _{1.12}	52.71 _{0.00}	2.34 _{0.52}	56.55 _{1.55}
SCALEARNUNIFORM++	16	56.63 _{1.44}	79.53 _{0.45}	72.92 _{2.27}	56.94 _{1.01}	85.14 _{0.66}	75.61 _{2.09}	68.86 _{1.85}	0.80 _{2.46}	62.06 _{1.53}
SCALEARNUNIFORM++	32	57.68 _{3.31}	79.47 _{0.42}	73.78 _{1.89}	75.15 _{0.96}	86.64 _{0.56}	76.65 _{1.49}	78.34 _{0.66}	1.78 _{2.84}	66.19 _{1.52}
SCALEARNUNIFORM++	100	56.72 _{1.49}	78.91 _{0.82}	66.11 _{2.51}	83.75 _{0.58}	85.53 _{0.82}	74.33 _{2.49}	81.68 _{2.51}	20.84 _{3.14}	68.48 _{1.79}
SCALEARNUNIFORM++	All	90.08 _{0.01}	90.49 _{0.02}	94.12 _{0.16}	95.18 _{0.16}	92.12 _{0.09}	90.05 _{0.54}	84.98 _{1.32}	64.97 _{0.85}	87.75 _{0.39}

Table 18: Complete few-shot transfer learning results on SuperGLUE with $k = \{4, 16, 32, 100\}$ training samples for each target task using RoBERTa_{LARGE}.

Model	Samples	ReCoRD	Multi	BoolQ	WiC	WSC	COPA	CB	RTE	Avg.
ADAPTER	4	15.58 _{3.93}	31.78 _{15.80}	61.83 _{0.58}	49.75 _{0.56}	50.38 _{8.93}	49.60 _{5.59}	53.93 _{4.96}	51.48 _{2.74}	45.54 _{5.39}
ADAPTER	16	17.42 _{7.21}	40.46 _{3.08}	61.64 _{0.54}	51.38 _{1.37}	54.04 _{2.30}	53.60 _{5.46}	61.07 _{3.19}	52.64 _{1.06}	49.03 _{3.03}
ADAPTER	32	22.04 _{14.70}	41.11 _{5.21}	62.17 _{0.01}	52.88 _{1.91}	47.69 _{3.76}	66.20 _{7.60}	67.50 _{2.33}	51.62 _{1.75}	51.40 _{4.66}
ADAPTER	100	31.01 _{19.22}	51.93 _{4.94}	62.17 _{0.00}	55.96 _{2.03}	52.88 _{5.81}	65.20 _{13.86}	82.14 _{5.65}	56.97 _{2.30}	57.28 _{6.73}
ADAPTER	All	88.52 _{0.09}	80.73 _{0.69}	82.36 _{0.72}	69.16 _{1.31}	63.25 _{0.64}	71.90 _{13.63}	92.68 _{1.78}	81.23 _{2.92}	78.73 _{2.72}
ADAPTERFUSION	4	19.21 _{4.17}	24.07 _{20.35}	61.77 _{0.18}	50.63 _{1.49}	43.27 _{12.03}	57.00 _{7.42}	61.43 _{11.75}	52.71 _{0.00}	46.26 _{7.17}
ADAPTERFUSION	16	14.28 _{5.34}	28.09 _{4.31}	61.51 _{0.35}	51.10 _{3.13}	47.31 _{9.26}	66.20 _{12.44}	77.86 _{4.48}	53.21 _{1.37}	49.95 _{5.09}
ADAPTERFUSION	32	18.82 _{11.93}	37.68 _{10.93}	64.97 _{3.64}	52.82 _{1.39}	44.42 _{3.36}	62.40 _{10.24}	78.21 _{4.45}	58.05 _{4.21}	52.17 _{6.27}
ADAPTERFUSION	100	55.42 _{1.38}	59.98 _{0.45}	71.06 _{2.02}	56.02 _{1.25}	55.58 _{5.33}	76.40 _{13.22}	84.64 _{4.11}	57.62 _{2.71}	64.59 _{3.75}
ADAPTERFUSION	All	89.21 _{0.17}	80.52 _{0.24}	82.21 _{0.30}	69.09 _{1.68}	63.46 _{0.68}	81.20 _{16.07}	95.71 _{0.98}	86.06 _{1.07}	80.93 _{2.65}
SCALEARN	4	32.72 _{3.66}	58.49 _{1.59}	61.90 _{0.30}	51.66 _{1.61}	55.58 _{8.66}	71.00 _{6.36}	77.50 _{2.04}	52.71 _{0.00}	57.69 _{3.03}
SCALEARN	16	36.71 _{3.11}	53.37 _{3.76}	61.82 _{0.56}	53.51 _{1.09}	50.19 _{5.54}	77.40 _{7.13}	77.86 _{4.11}	55.88 _{3.01}	58.34 _{3.54}
SCALEARN	32	36.72 _{3.37}	57.30 _{4.03}	61.47 _{0.75}	53.26 _{2.28}	49.04 _{5.73}	80.60 _{3.05}	80.00 _{4.49}	57.62 _{5.12}	59.50 _{3.23}
SCALEARN	100	54.21 _{12.46}	59.79 _{0.30}	68.78 _{3.12}	51.88 _{1.84}	57.12 _{1.87}	81.80 _{5.97}	85.00 _{2.04}	65.34 _{3.44}	65.49 _{3.88}
SCALEARN	All	87.85 _{0.01}	78.40 _{0.70}	80.29 _{2.52}	68.56 _{1.68}	62.98 _{0.68}	85.40 _{3.78}	92.86 _{1.79}	84.91 _{0.59}	80.16 _{1.47}
SCALEARNUNIFORM	4	33.12 _{5.16}	59.47 _{0.94}	61.51 _{1.01}	50.91 _{1.64}	63.46 _{0.00}	68.00 _{3.08}	78.93 _{2.33}	52.71 _{0.00}	58.51 _{1.77}
SCALEARNUNIFORM	16	32.75 _{2.12}	54.65 _{1.76}	62.11 _{0.15}	52.26 _{0.85}	52.12 _{3.49}	72.00 _{1.87}	81.79 _{2.65}	54.44 _{3.40}	57.76 _{2.71}
SCALEARNUNIFORM	32	35.30 _{3.67}	58.22 _{3.85}	61.76 _{0.61}	54.67 _{2.40}	51.92 _{6.04}	76.40 _{2.97}	80.00 _{2.93}	58.92 _{5.58}	59.63 _{3.51}
SCALEARNUNIFORM	100	41.50 _{5.85}	60.01 _{0.10}	61.96 _{0.76}	51.85 _{1.21}	58.27 _{1.75}	72.40 _{5.37}	85.00 _{2.04}	60.65 _{1.05}	61.45 _{2.27}
SCALEARNUNIFORM	All	88.85 _{0.22}	80.42 _{0.06}	81.85 _{0.21}	69.91 _{1.15}	61.54 _{0.00}	82.00 _{3.08}	90.00 _{1.60}	84.04 _{1.66}	79.83 _{1.00}
SCALEARN++	4	33.87 _{1.90}	56.11 _{3.47}	61.75 _{0.21}	51.32 _{1.66}	60.58 _{3.96}	68.00 _{6.04}	78.21 _{2.33}	52.71 _{0.00}	57.82 _{2.45}
SCALEARN++	16	35.36 _{0.48}	53.71 _{5.41}	61.93 _{0.39}	52.79 _{0.17}	50.77 _{2.99}	71.40 _{3.78}	80.00 _{4.07}	55.23 _{2.75}	57.65 _{2.51}
SCALEARN++	32	38.87 _{1.77}	59.95 _{0.00}	61.94 _{0.81}	54.61 _{2.06}	46.92 _{3.22}	78.60 _{2.30}	79.64 _{2.71}	53.14 _{3.49}	59.21 _{2.05}
SCALEARN++	100	43.15 _{4.43}	59.95 _{0.00}	63.36 _{0.98}	52.01 _{0.73}	57.12 _{3.23}	75.20 _{4.15}	86.79 _{2.04}	62.24 _{2.68}	62.48 _{2.28}
SCALEARN++	All	88.28 _{0.23}	80.76 _{0.58}	83.08 _{0.31}	69.59 _{1.89}	62.98 _{0.68}	87.80 _{1.10}	91.07 _{1.79}	85.70 _{0.32}	81.16 _{0.86}
SCALEARNUNIFORM++	4	33.87 _{1.90}	56.11 _{3.47}	61.75 _{0.21}	51.32 _{1.66}	60.58 _{3.96}	68.00 _{6.04}	78.21 _{2.33}	52.71 _{0.00}	57.82 _{2.45}
SCALEARNUNIFORM++	16	35.36 _{0.48}	53.71 _{5.41}	61.93 _{0.39}	52.79 _{0.17}	50.77 _{2.99}	71.40 _{3.78}	80.00 _{4.07}	55.23 _{2.75}	57.65 _{2.51}
SCALEARNUNIFORM++	32	38.87 _{1.77}	59.95 _{0.00}	61.94 _{0.81}	54.61 _{2.06}	46.92 _{3.22}	78.60 _{2.30}	79.64 _{2.71}	53.14 _{3.49}	59.21 _{2.05}
SCALEARNUNIFORM++	100	43.15 _{4.43}	59.95 _{0.00}	63.36 _{0.98}	52.01 _{0.73}	57.12 _{3.23}	75.20 _{4.15}	86.79 _{2.04}	62.24 _{2.68}	62.48 _{2.28}
SCALEARNUNIFORM++	All	88.85 _{0.22}	80.70 _{0.04}	82.13 _{0.21}	70.19 _{0.26}	62.98 _{0.68}	83.60 _{2.88}	91.07 _{2.82}	84.84 _{1.02}	80.54 _{1.02}

Table 19: Complete few-shot transfer learning results on HumSet with $k = \{4, 16, 32, 100\}$ training samples for each target task using XLM-R_{LARGE}.

Model	Samples	Sectors	Pillars 1D	Subpillars 1D	Pillars 2D	Subpillars 2D	Avg.
ADAPTER	4	4.80 _{0.60}	4.33 _{0.18}	0.60 _{0.08}	10.87 _{1.72}	2.56 _{0.56}	4.63 _{0.63}
ADAPTER	16	7.12 _{2.11}	1.35 _{1.85}	0.45 _{0.32}	11.08 _{0.59}	2.82 _{0.82}	4.56 _{1.14}
ADAPTER	32	6.60 _{3.21}	0.58 _{0.54}	0.52 _{0.24}	11.82 _{1.44}	2.40 _{0.92}	4.39 _{1.27}
ADAPTER	100	24.66 _{13.33}	12.38 _{3.57}	0.00 _{0.00}	16.21 _{1.14}	3.13 _{2.91}	11.27 _{4.19}
ADAPTER	All	72.29 _{0.59}	49.31 _{1.27}	45.25 _{0.03}	62.58 _{0.67}	44.36 _{0.66}	54.76 _{0.65}
ADAPTERFUSION	4	12.43 _{2.84}	7.58 _{0.95}	2.11 _{0.12}	14.59 _{0.57}	7.10 _{1.13}	8.76 _{1.12}
ADAPTERFUSION	16	11.06 _{2.41}	6.49 _{2.35}	2.30 _{0.26}	13.08 _{1.04}	6.33 _{1.79}	7.85 _{1.57}
ADAPTERFUSION	32	11.90 _{3.19}	6.40 _{2.61}	2.50 _{0.60}	13.23 _{0.90}	6.16 _{1.54}	8.04 _{1.77}
ADAPTERFUSION	100	31.92 _{5.40}	17.74 _{2.59}	1.94 _{0.42}	31.44 _{2.30}	8.08 _{3.78}	18.22 _{2.90}
ADAPTERFUSION	All	72.53 _{0.45}	51.33 _{0.23}	43.75 _{0.52}	62.31 _{0.25}	42.78 _{2.11}	54.54 _{0.71}
SCALEARN	4	5.52 _{0.93}	4.94 _{0.21}	1.30 _{0.26}	13.59 _{0.46}	3.81 _{0.90}	5.83 _{0.55}
SCALEARN	16	12.05 _{0.80}	7.78 _{0.31}	3.24 _{0.09}	20.10 _{1.33}	6.19 _{0.30}	9.87 _{0.57}
SCALEARN	32	16.34 _{0.63}	15.74 _{0.95}	6.54 _{0.29}	24.92 _{0.40}	10.54 _{0.33}	14.82 _{0.52}
SCALEARN	100	24.60 _{0.97}	24.36 _{1.80}	11.37 _{0.40}	34.26 _{2.54}	15.63 _{0.64}	22.05 _{1.27}
SCALEARN	All	73.32 _{0.08}	53.94 _{0.13}	44.14 _{0.75}	63.89 _{0.16}	44.75 _{0.47}	56.01 _{0.32}
SCALEARNUNIFORM	4	4.92 _{0.61}	4.84 _{0.26}	1.25 _{0.30}	13.05 _{0.48}	3.41 _{0.11}	5.49 _{0.35}
SCALEARNUNIFORM	16	11.58 _{0.45}	7.78 _{0.53}	3.15 _{0.19}	20.11 _{0.32}	5.79 _{0.16}	9.68 _{0.33}
SCALEARNUNIFORM	32	15.45 _{0.00}	15.48 _{0.64}	6.54 _{0.52}	24.22 _{0.16}	9.70 _{0.17}	14.28 _{0.30}
SCALEARNUNIFORM	100	21.91 _{0.00}	23.31 _{2.49}	10.60 _{0.22}	36.44 _{2.05}	15.27 _{0.13}	21.51 _{0.98}
SCALEARNUNIFORM	All	72.56 _{0.20}	50.59 _{0.10}	44.62 _{0.00}	62.66 _{0.00}	45.16 _{0.00}	55.12 _{0.06}
SCALEARN++	4	4.90 _{0.40}	4.95 _{0.20}	1.45 _{0.26}	13.48 _{0.52}	3.37 _{0.50}	5.63 _{0.38}
SCALEARN++	16	12.45 _{0.65}	8.47 _{0.77}	3.29 _{0.13}	21.01 _{1.12}	6.55 _{0.37}	10.35 _{0.61}
SCALEARN++	32	16.61 _{0.57}	15.80 _{1.00}	6.71 _{0.29}	24.76 _{0.32}	10.31 _{0.36}	14.84 _{0.51}
SCALEARN++	100	24.44 _{0.95}	23.95 _{0.40}	11.36 _{0.65}	35.18 _{1.28}	15.77 _{0.77}	22.14 _{0.81}
SCALEARN++	All	73.18 _{0.04}	51.41 _{0.36}	44.10 _{0.09}	63.37 _{0.02}	45.43 _{0.24}	55.50 _{0.15}
SCALEARNUNIFORM++	4	4.92 _{0.61}	4.84 _{0.26}	1.25 _{0.30}	13.05 _{0.48}	3.41 _{0.11}	5.49 _{0.35}
SCALEARNUNIFORM++	16	11.58 _{0.45}	7.78 _{0.53}	3.15 _{0.19}	20.11 _{0.32}	5.79 _{0.16}	9.68 _{0.33}
SCALEARNUNIFORM++	32	15.45 _{0.00}	15.48 _{0.64}	6.54 _{0.52}	24.22 _{0.16}	9.70 _{0.17}	14.28 _{0.30}
SCALEARNUNIFORM++	100	21.91 _{0.00}	23.31 _{2.49}	10.60 _{0.22}	36.44 _{2.05}	15.27 _{0.13}	21.51 _{0.98}
SCALEARNUNIFORM++	All	73.02 _{0.20}	50.84 _{0.30}	44.88 _{0.39}	62.87 _{0.01}	44.45 _{0.02}	55.21 _{0.18}

Table 20: Complete few-shot transfer learning results on the combination of all GLUE and SuperGLUE tasks with $k = \{4, 16, 32, 100\}$ training samples for each target task using RoBERTa_{LARGE}.

Model	Samples	MNLI	QQP	QNLI	SST-2	STS-B	MRPC	RTE	CoLA	ReCoRD	Multi	BoolQ	WIC	WSC	COPA	CB	Avg.
ADAPTER	4	34.09 _{.48}	62.00 _{.54}	50.46 _{.12}	50.92 _{.00}	10.02 _{.34}	68.33 _{.11}	51.48 _{.74}	3.47 _{.01}	15.58 _{.93}	31.78 _{15.80}	61.83 _{.58}	49.75 _{.56}	50.38 _{.93}	49.60 _{.59}	53.93 _{.96}	42.91 _{.51}
ADAPTER	16	35.12 _{.00}	63.11 _{.018}	49.59 _{.24}	53.38 _{.42}	12.41 _{.51}	68.38 _{.00}	52.64 _{.06}	2.55 _{.07}	17.42 _{.71}	40.46 _{.08}	61.64 _{.54}	51.38 _{.37}	54.04 _{.30}	53.60 _{.46}	61.07 _{.319}	45.52 _{.51}
ADAPTER	32	34.06 _{.94}	63.88 _{.140}	51.30 _{.98}	74.70 _{.59}	27.16 _{13.89}	68.77 _{0.71}	51.62 _{.75}	7.47 _{10.36}	22.04 _{14.70}	41.11 _{5.21}	62.17 _{0.01}	52.88 _{.91}	47.69 _{.376}	66.20 _{.760}	67.50 _{.233}	49.24 _{.54}
ADAPTER	100	41.39 _{.59}	71.35 _{0.81}	53.75 _{.18}	83.07 _{.22}	76.84 _{.07}	69.07 _{1.48}	56.97 _{.30}	30.96 _{5.72}	31.01 _{19.22}	51.93 _{.94}	62.17 _{0.00}	55.96 _{.03}	52.88 _{.81}	65.20 _{13.86}	82.14 _{5.65}	59.02 _{.79}
ADAPTER	All	89.62 _{.18}	89.87 _{0.67}	94.13 _{0.06}	93.24 _{.08}	91.81 _{0.29}	87.82 _{.11}	81.23 _{.92}	64.07 _{.197}	88.52 _{.09}	80.73 _{0.69}	82.36 _{.72}	69.16 _{.31}	62.79 _{.57}	71.90 _{13.63}	92.68 _{1.78}	82.80 _{.87}
ADAPTERFUSION	4	39.28 _{.90}	67.18 _{6.80}	51.03 _{.67}	51.95 _{.79}	80.27 _{0.95}	68.38 _{.00}	52.71 _{.00}	8.24 _{.12}	22.33 _{10.68}	20.43 _{.01}	61.13 _{0.91}	52.14 _{.65}	58.65 _{.33}	79.67 _{6.03}	73.81 _{.273}	52.48 _{.50}
ADAPTERFUSION	16	49.24 _{.09}	78.34 _{6.61}	78.75 _{0.80}	58.14 _{.01}	83.54 _{.17}	74.59 _{6.29}	70.40 _{.61}	19.35 _{.34}	21.80 _{15.81}	43.89 _{.61}	62.46 _{.01}	53.61 _{.20}	56.41 _{.21}	80.67 _{6.03}	79.76 _{.72}	60.73 _{.55}
ADAPTERFUSION	32	52.62 _{.97}	78.71 _{1.16}	79.27 _{.425}	79.32 _{.61}	84.15 _{.70}	75.98 _{.34}	76.71 _{.85}	12.63 _{.82}	30.11 _{.706}	47.13 _{.01}	66.61 _{5.92}	60.61 _{2.33}	57.69 _{.99}	84.33 _{.115}	82.74 _{.206}	64.58 _{.401}
ADAPTERFUSION	100	62.92 _{.87}	78.32 _{.42}	85.14 _{.00}	80.81 _{.35}	87.66 _{.39}	79.98 _{.270}	81.14 _{.57}	35.73 _{.51}	44.01 _{13.57}	66.08 _{.82}	73.29 _{0.89}	59.39 _{2.65}	59.94 _{.56}	83.00 _{.721}	83.93 _{3.57}	71.15 _{.287}
ADAPTERFUSION	All	89.79 _{.12}	90.83 _{0.27}	94.14 _{0.05}	95.64 _{.00}	92.08 _{.14}	89.12 _{0.22}	85.82 _{.48}	66.52 _{.31}	89.26 _{.00}	79.25 _{0.80}	82.40 _{.54}	69.50 _{.112}	62.69 _{.172}	88.60 _{3.36}	90.36 _{2.99}	84.40 _{.101}
SCALEARN	4	48.58 _{.93}	71.81 _{1.62}	56.89 _{.79}	52.75 _{.261}	57.27 _{.57}	68.30 _{.14}	51.14 _{.271}	0.98 _{.40}	32.82 _{.98}	57.52 _{.58}	60.04 _{.10}	51.46 _{.33}	54.49 _{15.54}	72.33 _{11.85}	77.38 _{14.43}	54.25 _{.97}
SCALEARN	16	52.40 _{.74}	78.07 _{0.81}	65.63 _{.08}	73.20 _{.72}	74.23 _{.680}	68.87 _{0.25}	69.80 _{.63}	8.55 _{.93}	34.92 _{.74}	58.02 _{.10}	61.63 _{.287}	55.02 _{.52}	54.17 _{8.06}	87.67 _{.252}	87.50 _{.472}	61.98 _{.17}
SCALEARN	32	58.77 _{.03}	80.03 _{.89}	75.40 _{.39}	75.65 _{.42}	82.79 _{0.88}	70.02 _{.111}	74.37 _{.53}	4.62 _{.95}	34.93 _{.67}	55.81 _{.358}	69.07 _{.101}	57.11 _{.28}	57.69 _{.50}	84.33 _{0.58}	86.31 _{.412}	64.46 _{.42}
SCALEARN	100	68.52 _{.55}	80.90 _{.52}	85.49 _{.43}	86.77 _{.93}	88.43 _{.06}	76.31 _{0.14}	80.75 _{0.21}	20.50 _{.411}	56.03 _{.01}	64.86 _{.82}	74.49 _{.05}	56.74 _{.59}	58.97 _{.364}	88.33 _{2.08}	91.07 _{.179}	71.88 _{.159}
SCALEARN	All	89.67 _{.13}	89.70 _{0.58}	93.98 _{0.31}	95.36 _{.57}	92.29 _{.13}	88.28 _{.137}	85.78 _{.116}	67.20 _{.33}	85.43 _{.44}	80.08 _{0.69}	82.43 _{.79}	70.16 _{.08}	66.73 _{.79}	91.00 _{.22}	93.93 _{2.04}	84.80 _{.118}
SCALEARNUNIFORM	4	49.39 _{.75}	69.28 _{.31}	61.28 _{.03}	52.52 _{.58}	45.14 _{.706}	68.79 _{0.28}	51.14 _{.271}	3.23 _{.99}	36.25 _{.01}	57.52 _{.26}	60.52 _{.33}	50.84 _{.96}	58.01 _{.400}	77.67 _{.153}	77.38 _{6.76}	54.60 _{.304}
SCALEARNUNIFORM	16	51.40 _{.97}	77.92 _{.57}	61.71 _{.249}	63.65 _{.38}	67.19 _{.57}	69.20 _{.57}	70.16 _{.79}	5.98 _{.30}	35.41 _{.720}	57.18 _{.58}	60.99 _{.76}	55.43 _{.07}	44.23 _{.41}	80.33 _{.757}	86.90 _{.372}	59.18 _{.293}
SCALEARNUNIFORM	32	55.41 _{.98}	78.05 _{.92}	66.22 _{.11}	72.56 _{.93}	76.20 _{.07}	70.51 _{0.62}	76.40 _{.91}	6.40 _{.69}	35.38 _{.82}	56.19 _{.35}	64.64 _{.91}	52.86 _{.73}	52.88 _{.67}	81.00 _{8.89}	86.31 _{.103}	62.31 _{.242}
SCALEARNUNIFORM	100	62.62 _{.38}	79.81 _{0.13}	72.80 _{.178}	82.53 _{.47}	85.25 _{0.75}	73.94 _{.139}	80.99 _{.16}	19.37 _{.142}	44.64 _{10.32}	59.98 _{.06}	68.80 _{.124}	54.18 _{.79}	57.03 _{.00}	86.33 _{2.31}	92.26 _{1.03}	68.04 _{.181}
SCALEARNUNIFORM	All	90.09 _{.04}	90.54 _{0.08}	93.84 _{0.69}	95.70 _{.08}	92.13 _{0.05}	88.33 _{.112}	85.85 _{.39}	66.85 _{.105}	88.24 _{.00}	80.50 _{.07}	82.04 _{.16}	70.28 _{.47}	59.62 _{.00}	90.40 _{.152}	95.00 _{2.33}	84.63 _{.80}
SCALEARN++	4	48.69 _{.16}	71.65 _{.79}	55.85 _{.70}	50.96 _{.07}	51.62 _{.806}	68.38 _{.42}	52.71 _{.00}	5.29 _{.121}	32.36 _{.52}	39.12 _{.18}	60.93 _{.34}	51.25 _{.57}	40.06 _{.24}	78.00 _{.624}	80.95 _{.449}	52.52 _{.51}
SCALEARN++	16	50.01 _{.62}	76.53 _{.51}	62.43 _{.62}	60.89 _{.58}	67.50 _{.489}	69.44 _{.02}	67.87 _{.157}	6.36 _{.91}	29.36 _{.39}	56.80 _{.88}	60.24 _{.48}	53.81 _{.63}	50.00 _{.93}	83.67 _{.115}	88.10 _{2.06}	58.87 _{.42}
SCALEARN++	32	56.60 _{.73}	78.04 _{.71}	68.94 _{.68}	73.09 _{.39}	77.90 _{.60}	70.83 _{.170}	75.45 _{.25}	7.49 _{.53}	32.09 _{.95}	59.95 _{.00}	65.77 _{0.94}	56.22 _{.96}	45.19 _{.47}	86.00 _{.100}	85.71 _{0.00}	62.62 _{.179}
SCALEARN++	100	65.59 _{.16}	78.53 _{.78}	76.61 _{.19}	84.25 _{.67}	85.79 _{.40}	73.04 _{.49}	79.90 _{.91}	17.96 _{.129}	53.04 _{.69}	62.62 _{.85}	73.22 _{.32}	56.43 _{.70}	55.45 _{.84}	86.35 _{.58}	88.69 _{.412}	69.16 _{.167}
SCALEARN++	All	90.13 _{0.27}	90.22 _{0.93}	94.49 _{.23}	94.61 _{.211}	92.35 _{.10}	87.70 _{0.96}	86.21 _{.00}	67.23 _{.28}	81.14 _{0.29}	80.50 _{.07}	82.51 _{.95}	69.40 _{.63}	62.82 _{.111}	89.80 _{.110}	94.29 _{0.80}	84.63 _{.93}
SCALEARNUNIFORM++	4	47.67 _{.84}	69.74 _{.51}	61.64 _{.52}	51.87 _{.69}	49.56 _{.92}	69.04 _{.93}	50.54 _{.06}	2.13 _{.37}	32.78 _{.10}	55.54 _{.54}	59.29 _{.56}	51.52 _{.31}	60.26 _{.38}	75.00 _{.200}	82.14 _{.357}	54.58 _{.69}
SCALEARNUNIFORM++	16	50.04 _{.99}	77.01 _{.58}	62.54 _{.72}	60.86 _{.34}	68.90 _{.79}	69.04 _{.28}	70.52 _{.80}	5.23 _{.52}	32.66 _{.34}	57.52 _{.73}	60.52 _{.184}	53.61 _{.214}	49.68 _{.01}	79.67 _{.462}	84.52 _{.412}	58.76 _{.06}
SCALEARNUNIFORM++	32	54.75 _{.45}	78.77 _{.55}	66.14 _{.36}	74.43 _{.40}	76.21 _{.62}	69.61 _{.127}	77.14 _{.16}	5.71 _{.07}	34.22 _{.99}	55.38 _{.22}	64.24 _{.67}	55.02 _{.72}	45.51 _{.38}	82.00 _{.57}	86.90 _{.263}	61.73 _{.01}
SCALEARNUNIFORM++	100	58.14 _{.35}	78.26 _{.89}	68.29 _{.51}	83.18 _{.89}	83.88 _{.191}	74.10 _{.51}	82.31 _{.25}	20.12 _{.05}	46.23 _{.82}	60.40 _{.50}	66.71 _{.250}	53.40 _{.77}	56.73 _{.54}	80.67 _{.416}	91.07 _{.103}	66.94 _{.58}
SCALEARNUNIFORM++	All	90.10 _{.14}	90.45 _{0.10}	93.91 _{0.09}	95.30 _{.00}	92.12 _{.012}	88.97 _{0.88}	84.77 _{.34}	65.83 _{.49}	88.28 _{.56}	80.46 _{.23}	82.23 _{0.28}	70.09 _{.36}	60.10 _{.68}	89.20 _{.130}	95.36 _{0.98}	84.48 _{.57}