

# Adaptive Communications in Collaborative Perception with Domain Alignment for Autonomous Driving

Senkang Hu<sup>1†</sup>, Zhengru Fang<sup>1†</sup>, Haonan An<sup>3</sup>, Guowen Xu<sup>1</sup>, Yuan Zhou<sup>3</sup>, Xianhao Chen<sup>2</sup>, Yuguang Fang<sup>1</sup>

**Abstract**—Collaborative perception among multiple connected and autonomous vehicles can greatly enhance perceptive capabilities by allowing vehicles to exchange supplementary information via communications. Despite advances in previous approaches, challenges still remain due to channel variations and data heterogeneity among collaborative vehicles. To address these issues, we propose ACC-DA, a channel-aware collaborative perception framework to dynamically adjust the communication graph and minimize the average transmission delay while mitigating the side effects from the data heterogeneity. Our novelties lie in three aspects. We first design a transmission delay minimization method, which can construct the communication graph and minimize the transmission delay according to different channel information state. We then propose an adaptive data reconstruction mechanism, which can dynamically adjust the rate-distortion trade-off to enhance perception efficiency. Moreover, it minimizes the temporal redundancy during data transmissions. Finally, we conceive a domain alignment scheme to align the data distribution from different vehicles, which can mitigate the domain gap between different vehicles and improve the performance of the target task. Comprehensive experiments demonstrate the effectiveness of our method in comparison to the existing state-of-the-art works.

## I. INTRODUCTION

Recently, multi-agent collaborative perception [1, 2, 3, 4, 5] has shown a promising solution in autonomous driving to overcome the environmental limitations, such as occlusion, extreme weather conditions and the limitation of perception range. This kind of perception paradigm allows connected and autonomous vehicles (CAVs) to share their information with others via vehicle-to-everything (V2X) communications, which significantly improve the perception performance of each vehicle.

Current approaches aim to strike a balance between performance and bandwidth consumed in communication schemes and collaboration strategies. For example, Liu *et al.* [3] employed a multi-step handshake communication process to determine the information of which agents should be shared. Liu *et al.* [2] developed a communication framework to find the appropriate time to interact with other agents. Although the aforementioned works on multi-agent collaborative perception have explored on the trade-off between performance and bandwidth [6], as well as the communication graph construction [3], these methods all rely on basic proximity-driven design, which fail to consider the impact of dynamic

network capacity on perception performance. Unfortunately, wireless channels over vehicular environments are highly dynamic and time-varying, which are affected by the distance between vehicles, the number of vehicles, weather conditions, etc. Without considering the channel dynamics, the existing works cannot guarantee the transmission rate and delay, which may result in severe performance degradation. To fill in this gap, we propose a channel-aware strategy to construct the communication graph while minimizing the transmission delay under various channel variations.

Moreover, to exchange perception data between vehicles while saving bandwidth, prior works employ autoencoders to transmit compressed information, which is then recovered on the receiver side. However, the existing works along this line use the basic encoder/decoder techniques, such as the naive encoder with a single convolutional layer in V2VNet [1] and a simple  $1 \times 1$  convolutional auto-encoder in CoBEVT [7]. These methods cannot meet the transmission latency requirements (100ms) [8] needed for real-time collaborative tasks. To overcome this limitation, we propose an adaptive rate-distortion trade-off strategy with real-time model refinement.

In addition, in many autonomous driving perception tasks, especially in RGB image based tasks, the data heterogeneity across CAVs poses another challenge in collaborative perception. In the real world, different vehicles can encounter different environments during collaborative perception, e.g., one vehicle may be in the dark while another is in the bright spot. Moreover, different types of onboard cameras without unified parameters may result in different variation in the perceived images in brightness, contrast and color [9]. Therefore, different environments and sensor quality inevitably lead to a domain gap between vehicles, resulting in performance degradation in collaborative perception. However, the existing works in collaborative perception area have not considered this affect. To fill in this gap and further improve the performance of collaborative perception, we propose a domain alignment mechanism to reduce the domain gap between different vehicles. The core idea is to transform the images to frequency domain, and then align the amplitude spectrum of the images obtained from different vehicles.

Following these strategies, we propose Adaptive Communications for Collaborative Perception with Domain Alignment (ACC-DA). The core idea is to improve the performance of collaborative perception during both communication and inference phases. Firstly, we take dynamic channel state information (CSI) into consideration to minimize the transmission delay. Secondly, we propose an adaptive rate-distortion trade-off strategy with real-time model refinement. These

<sup>†</sup>Equal contribution

<sup>1</sup>City University of Hong Kong. {senkanhu, zhefang4, guowenxu, my.fang}@cityu.edu.hk

<sup>2</sup>The University of Hong Kong. xchen@eee.hku.hk

<sup>3</sup>Nanyang Technological University. {an0029an, yzhou027}@e.ntu.edu.sg

two strategies can guarantee the effective data sharing and transmission efficiency, which can prevent the performance degradation during communications. Finally, we propose a domain alignment mechanism to reduce the domain gap between different vehicles, which can further improve the performance during inference. The main contributions of this paper are summarized as follows.

- We propose a transmission delay minimization method to construct the communication graph according to dynamic CSI.
- We develop an adaptive data reconstruction method, which not only can adjust the rate-distortion trade-off according to CSI, but also can minimize the temporal redundancy in data during transmission by real-time refinement to further improve the reconstruction performance.
- Finally, we design a domain alignment scheme, which can reduce the data heterogeneity and domain gap among different CAVs. This is achieved by transforming the images to frequency domain and align the amplitude spectrum. To our best knowledge, this is the first to consider the domain gap among CAVs in collaborative perception.

## II. RELATED WORKS

### A. Collaborative Perception

Even with the significant advances in autonomous driving over recent years, single-agent perception systems still face severe challenges with occlusions and sensor range constraints. Multi-agent perception emerged as a solution to tackle these challenges [1, 2, 3, 10, 11, 12, 13]. For example, Wang *et al.* [1] proposed intermediate fusion strategy where all agents transmit features derived from the raw point cloud to strike the balance between bandwidth and precision. Li *et al.* [14] employed a teacher-student framework to train Disco-Graph via knowledge distillation, and proposed a matrix-valued edge weight allowing an agent to adaptively highlight the informative regions. Xu *et al.* [4] firstly proposed a vision transformer for multi-agent perception and achieved robust performance under location error and communication delay. Moreover, several well-designed datasets have been constructed to promote the development of collaborative perception, such as DAIR-V2X [15], OPV2V [11], and V2XSet [4]. Nevertheless, the aforementioned works have not considered the varying CSI and data heterogeneity in vehicular environments.

### B. Sensing Data Reconstruction

In the past few years, learned image reconstruction has been well-recognized as a key technique for the efficient transmissions of large volumes of data, which can outperform encoders/decoders based on traditional algorithms [16, 17, 18, 19]. For instance, Balle *et al.* utilized the variational auto-encoder for image compression and introduced the factorized and hyperprior entropy models [20, 21]. Minnen *et al.* [22] introduced a kind of hierarchical entropy model that exploits more structures in the latents than previous fully factorized

priors, improving compression performance while achieving end-to-end optimization. In addition, there are also some methods with RNN-based auto-encoder and conditional auto-encoder for variable rate compression. For instance, Choi *et al.* [23] proposed a variable-rate learned image compression framework with a conditional autoencoder. However, these studies generally concentrate on general data compression tasks, without considering adaptive data compression and reconstruction tailored for V2V collaborative perception. Moreover, in V2V scenario, current collaborative frameworks typically use basic encoder/decoder techniques, such as the naive encoder in V2VNet [1] that consists of just a single convolutional layer. These methods cannot satisfy the sub-100 ms transmission latency requirements needed for practical collaborative tasks [8]. To address this limitation in collaborative perception, in this paper, we propose an adaptive rate-distortion trade-off strategy with real-time model refinement.

### C. Domain Generalization

The domain shift problem has seriously impeded large scale deployments of machine learning models [9]. To tackle this issue, numerous domain generalization methods are investigated. Domain generalization [24, 25, 26, 27, 28, 29] focuses on training a model in multiple source domains so that it can effectively generalize to unfamiliar target domains. For example, Li *et al.* [30] used the autoencoder to minimize the maximum mean discrepancy (MMD<sup>1</sup>) distance among the distributions of source domains at the feature levels, and they employed adversarial learning [31] to ensure that these feature distributions align closely with a predetermined distribution. Li *et al.* [29] divided source domains into non-overlapping meta-source and meta-target domains to emulate the domain shift, thereby refining the model by minimizing the testing error on the meta-target domain. In addition, data augmentation is also used in domain generalization because it can well simulate changes in color and geometry caused by device-related domain shift. Our method instead aims to align the distribution information across CAVs to ego vehicle to reduce the domain shift.

## III. PROPOSED METHOD

The goal of our method is to tackle the joint perception issue in autonomous driving. In this paper, we propose a method called Adaptive Communications in Collaborative Perception with Domain Alignment (ACC-DA), with the overall architecture shown in Fig. 1, consisting of three parts: 1) transmission delay minimization, 2) adaptive data reconstruction, and 3) domain alignment.

### A. Transmission Delay Minimization

In collaborative perception, transmission delay serves as a key indicator for CAVs, which is crucial for maintaining perception accuracy and ensuring safety. It is essential to allow fast data exchange between vehicles, thereby promoting

<sup>1</sup>MMD measures the divergence between two probability distributions by first mapping instances to a reproducing kernel Hilbert space and then computing the distance based on their means.

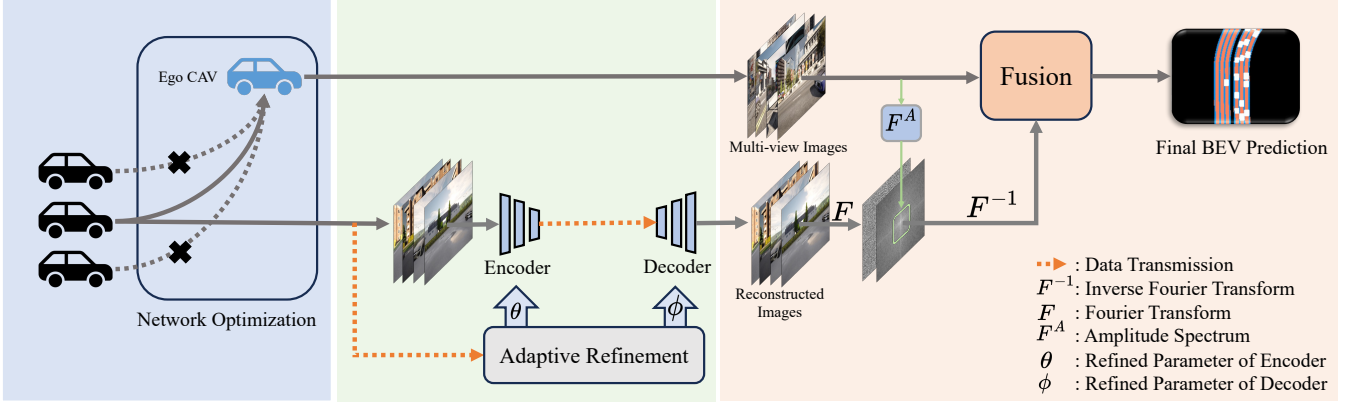


Fig. 1: **Overview architecture** of our proposed ACC-DA framework. First, we minimize the average transmission delay and construct communication graph. Second, CAVs transmit a small portion of raw images to roadside unit to refine the data reconstruction and update the parameters of the encoder and decoder to reduce the temporal redundancy in the data. Meanwhile, CAVs use their encoders to convert images into a bit stream, which is then transmitted to the ego CAV. Third, the ego CAV decodes the received bit stream and aligns the reconstructed images to the domain where its own perceived image in, and then these aligned data are fused together via a fusion net to obtain bird's eye view (BEV) prediction.

effective data sharing for perception, decision-making, and collaborative actions. To achieve this objective, we propose a transmission delay minimization method, which can minimize the average transmission delay among CAVs and construct the communication graph.

Let  $G \in \mathbb{R}^{N \times N}$  represent the link matrix of a V2V topology communication network, where  $N$  denotes the number of CAVs. The link matrix  $G$  possesses zero-valued diagonal elements, while all off-diagonal elements are binary. In order to achieve smooth communication and prevent redundant connections, we should prune the matching matrix, because sparsity ensures the communication link to prevent the connection with poor channel quality. Let  $n_j$  denote the ego CAV, and  $g_{ij} \in G$  is one of the elements of  $G$  to represent the transmission link  $n_i \rightarrow n_j$ . With a constraint of the number of channels  $c$ , we have:

$$\sum_i \sum_j g_{ij} \leq c \quad (1)$$

Consider that the V2V communication exploits the cellular V2X communication with total bandwidth  $W$  equally shared among  $c$  orthogonal sub-channels. The transmission capacity of each sub-channel  $C_{ij}$  can be obtained from the Shannon capacity theorem:  $C_{ij} = \frac{W}{c} \log_2(1 + \frac{P_t h_{ij}}{N_0})$ , where  $P_t$  represents the transmit power,  $h_{ij}$  the channel gain between the  $i$ -th transmitter and the  $j$ -th receiver, and  $N_0$  the noise power spectral density.

Moreover, let  $T = \{tr_{ij}\} \in \mathbb{R}^{m \times m}$  represent the matrix of transmission rates, where the element  $tr_{ij}$  is the amount of data transmitted from vehicle  $n_i$  to vehicle  $n_j$  per second. We should ensure that the transmission rates will not exceed the channel capacity, so we have the constraint of transmission rate  $tr_{ij}$ :

$$tr_{ij} \leq C_{ij} \quad (2)$$

Let  $A_{ij}$  denote the volume of data that vehicle  $n_i$  is prepared to be transmitted to vehicle  $n_j$  at a given time,

In addition, before transmitting the data, it should be compressed. The transmission delay can then be obtained:

$$D_{ij} = \gamma_{ij} \cdot A_{ij} / tr_{ij} \quad (3)$$

where  $\gamma_{ij} \in (0, 1]$  is the adaptive compression ratio. Considering that the sensing data is obtained from other collaborative vehicles and the data from closer vehicles is more important, which deserve a higher quality of transmission, the adaptive compression ratio  $\gamma_{ij}$  can be adjusted according to:

$$\gamma_{ij} \cdot e^{L_{ij}} \geq \beta \quad (4)$$

where  $L_{ij}$  is the Euclidean distance between vehicle  $n_i$  and vehicle  $n_j$ , and  $\beta$  is a fixed constant ( $\beta \in (0, 1]$ ). Obviously, Eq. (4) provides only one way to capture the importance of data exchanged.

Thus, an optimization problem can be formulated as:

$$\begin{aligned} \min_{\Gamma, G} & \sum_{j=1}^N \sum_{i=1}^N g_{ij} D_{ij} / \sum_{j=1}^N \sum_{i=1}^N g_{ij} \\ \text{s.t.} & (1), (2), (4) \end{aligned} \quad (5)$$

In this objective function, we optimize the compression ratio matrix  $\Gamma = \{\gamma_{ij}\}_{N \times N}$  and the link matrix  $G \in \mathbb{R}^{N \times N}$  to minimize the average transmission delay. Here,  $D_{ij}$  is the transmission delay obtained in Eq. (3),  $\sum_j \sum_i g_{ij} D_{ij}$  is the overall time delay in the network, and  $\sum_j \sum_i g_{ij}$  is the total number of transmission links in the network. To solve this minimization problem, we introduce Lagrange multipliers  $\lambda_{i \in \{1, 2, 3\}}$  to obtain the Lagrangian function, hence we can optimize  $\Gamma$  and  $G$  with gradient descent method.

### B. Adaptive Refinement Reconstruction

In this section, we propose adaptive refinement reconstruction method to develop an adaptive rate-distortion (R-D) trade-off strategy with dynamically obtained compression ratio  $\gamma_{ij}$  from Sec. III-A. Additionally, an adaptive refinement

approach has been introduced to further reduce the temporal redundancy in CAV perception data.

Consider an encoder  $y = f_\theta(x)$  and a decoder  $\tilde{x} = g_\phi(\tilde{y})$ , which are convolutional neural networks with parameter  $\theta$  and  $\phi$ , respectively. The model can be trained by minimizing the loss function:

$$J(\theta, \phi; x) = R(\tilde{y}; \theta) + \beta D(x, \tilde{x}; \theta, \phi) \quad (6)$$

where  $R(\tilde{y}; \theta) = E[-\log_2 p_{\tilde{y}}(\tilde{y})]$  represents the amount of bits,  $D(x, \tilde{x}; \theta, \phi) = E[\|x - \tilde{x}\|^2]$  represents the distortion between the original image  $x$  and the reconstructed images  $\tilde{x}$ . In order to adaptively adjust the trade-off parameter of R-D  $\beta$ , we define  $\beta_{ij} = \Phi(\gamma_{ij})$ , where the function  $\Phi$  is a non-linear function. For simplicity,  $\gamma$  denotes  $\gamma_{ij}$  and  $\beta$  denotes  $\beta_{ij}$ . Then, we can reframe the traditional fixed rate-distortion problem as a dynamic rate-distortion problem, which can be formulated as:

$$J(\theta, \phi, \gamma; x) = R(\tilde{y}; \theta, \gamma) + \Phi(\gamma) D(x, \tilde{x}; \theta, \phi, \gamma) \quad (7)$$

This method allows for the dynamic modification of R-D tradeoff based on real-time channel conditions.

Furthermore, to leverage the temporal redundancy of the successive frames in vehicle-to-vehicle collaborative perception activities, we propose a technique to refine the reconstruction network using a subset of real-time data as the training dataset. We adopt the encoder and decoder presented in [32] as the backbone and enhance it with our refinement strategy. Firstly, the CAV1 sends a portion of raw data to the roadside edge server and then transmit the remaining data with the compression rate  $\gamma_{ij}$  to ego CAV. Secondly, the roadside edge server uses the raw data to train the reconstruction network by mean square error minimization. Conceptually, this refinement method enables the model to capitalize on historical data from similar scenarios, enhancing the precision of future image reconstructions.

### C. Domain Alignment

For joint perception in autonomous driving, ego vehicle and other vehicles are situated in different environment, e.g., unbalance lights: one vehicle in the shade and the other in the open. Moreover, different types of car cameras are able to cause chromatic aberration. To tackle this problem, the **Domain Alignment (DA)** mechanism is proposed.

Given the dataset  $D^t$  of the ego vehicle which is targeted domain,  $D^t = \{x_i^t, y_i^t\}_{i=1}^{N^t}$ , where  $x_i^t \in \mathbb{R}^{H \times W \times C}$ ,  $C = 3$  for RGB image,  $C = 1$  for grey image,  $y_i^t \in \mathbb{R}^{H \times W \times C}$  is the associated label. Similarly  $D^s = \{x_i^s, y_i^s\}_{i=1}^{N^s}$  is the source dataset of other collaborative vehicles which we want to align to target domain.

Specifically, given a sample  $x_i$ , we can decouple this sample into amplitude  $F_i^A \in \mathbb{R}^{H \times W \times C}$  and phase  $F_i^P \in \mathbb{R}^{H \times W \times C}$  components by Fourier transform:

$$F(x_i)(u, v, c) = \sum_{j=0}^{H-1} \sum_{k=0}^{W-1} x_i(h, w, c) e^{-2j\pi(\frac{h}{H}u + \frac{w}{W}v)} \quad (8)$$

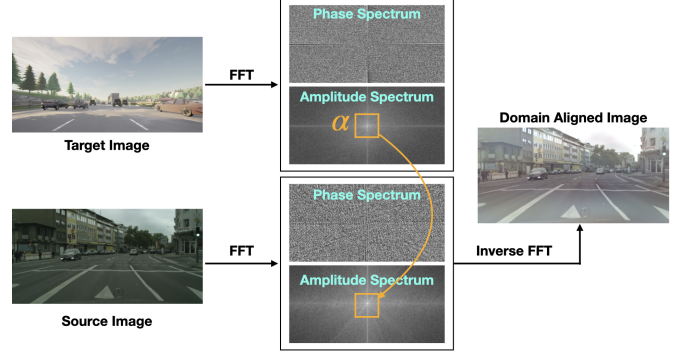


Fig. 2: **Domain Alignment (DA) mechanism**: This figure shows the mechanism of DA, given a target domain sample  $x_j^t$  and a source domain sample  $x_i^s$ , we can decouple the sample  $x$  into amplitude  $F^A$  and phase  $F^P$  components by Fourier transform, respectively. Then, we generate a new amplitude spectrum distribution by Eq. (10), and combine it with the source domain phase spectrum to generate the aligned image by inverse Fourier transform  $F^{-1}$ .

The amplitude  $F_i^A \in \mathbb{R}^{H \times W \times C}$  and phase  $F_i^P \in \mathbb{R}^{H \times W \times C}$  represent the low-level distributions (e.g., style) and high-level semantics (e.g., object) of the sample, respectively. Next, in order to reduce, or even eliminate, the domain gap between ego vehicle and other vehicles, we adopt the domain alignment mechanism.

Let a binary mask  $M$  be one in the central region, zero in the remaining region:  $M(h, w) = 1_{h \times w}$  where  $h \in [-\alpha H : \alpha H]$ ,  $w \in [-\alpha W : \alpha W]$ ,  $\alpha \in (0, 1)$ . Then we generate a new amplitude spectrum distribution by:

$$F_j^{s \rightarrow t} = (I - M) \cdot F_j^A(x_j^s) + M \cdot F_i^A(x_i^t) \quad (9)$$

where  $x_j^s$  and  $x_i^t$  are random sampled from source domain dataset  $D^s$  and target domain dataset  $D^t$ ,  $I$  is the identity matrix. After obtaining the synthetic amplitude spectrum, we integrate it with the source domain phase spectrum to generate the aligned image by inverse Fourier transform  $F^{-1}$ . Domain alignment (DA) mechanism can be formulated as in Eq. (10), and the whole process is shown in Fig. 2.

$$x_i^{s \rightarrow t} = F^{-1}(F_i^{s \rightarrow t}, F_i^P(x_i^s)) \quad (10)$$

## IV. EXPERIMENTS

### A. Experimental Setting

**Dataset and Metrics.** In our experiment, we utilize OPV2V [11], a large-scale dataset designed for joint perception with V2V communications. This dataset, collected by CARLA simulator [12] and OpenCDA [33], contains 11464 frames of LiDAR point clouds and images, and each frame has a minimum of 2 and a maximum of 7 connected vehicles. It contains 73 different scenarios with an average of 25-seconds duration. To evaluate the performance, we employ the Intersection of Union (IoU) to compare the predicted map against the actual map-view labels.

**Implementation Details.** Our models is built on PyTorch and trained on two RTX4090 GPUs utilizing the AdamW



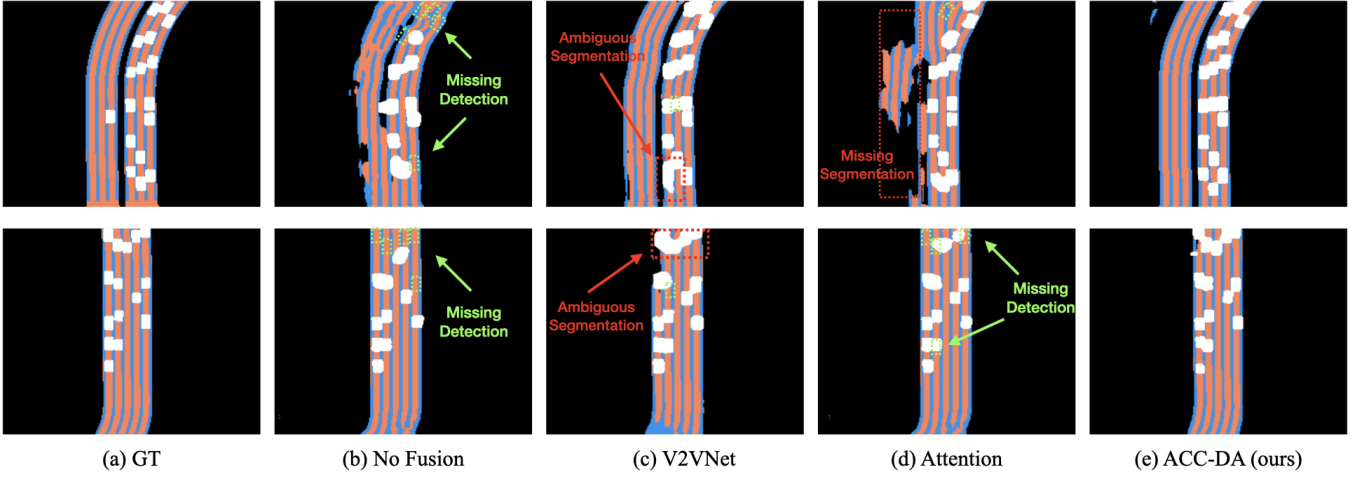


Fig. 3: **Visualization of the BEV segmentation** results from the OPV2V dataset, figure (a) is the Groundtruth, (b) is generated from No Fusion scheme, (c) is from V2VNet, (d) is from Attention Fusion. Compared with other methods, our ACC-DA method demonstrates robust performance under different traffic situations, which can achieve more accurate results.

TABLE I: **Performance Comparison** in Map-view Segmentation on OPV2V Camera-track dataset.

Model	Road	Lane	Vehicles	Overall
No Fusion	42.74	30.89	40.73	38.12
Attention	43.30	31.35	45.70	40.11
V2VNet	53.00	36.11	42.77	43.96
DiscoNet	52.20	36.19	42.97	43.48
CoBEVT	61.78	47.65	49.43	52.95
ACC-DA(ours)	<b>62.60</b>	<b>49.08</b>	<b>53.50</b>	<b>55.06</b>

optimizer. The initial learning rate is  $2 \times 10^{-4}$  and decays by an exponential factor of  $1 \times 10^{-2}$ . We employ CoBEVT [7] as the backbone to construct our overall architecture.

### B. Experimental Results

**Perception Performance Evaluation.** To evaluate the BEV segmentation performance of our proposed ACC-DA method, we compare it with several methods, including: No Fusion, V2VNet [1], Attention Fusion [11], DiscoNet [14] and CoBEVT [7]. These baselines assume the communication channel is ideal and do not consider the domain gap among CAVs. The results are shown in Table I. Our ACC-DA method achieves the best performance in all categories, with an overall IoU of 55.06%, which is 2.11% higher than the second-best method. In addition, our method outperforms the second-best method by 4.07% in terms of vehicle class, which is the most challenging category. The results demonstrate that our ACC-DA method can effectively improve the perception performance of collaborative perception in autonomous driving.

**Qualitative Analysis.** To provide a qualitative comparison across different techniques, Fig. 3 displays the BEV segmentation results for No Fusion, V2VNet, Attention Fusion, and our ACC-DA approach across two scenarios. Evidently, our model yields perception results that stand out in terms of both comprehensiveness and accuracy when compared to other methods. The No Fusion and Attention Fusion methods

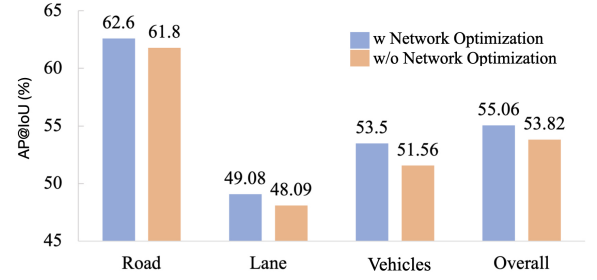


Fig. 4: **Effect of the Network Optimization** "w/" means *with network optimization*, "w/o" means *without network optimization*

exhibit significant omissions both in vehicles and the road surface. Although V2VNet demonstrates improved outcomes, it still occasionally misses segments and displays ambiguous boundaries. Most impressively, as seen in Fig. 3 (e), our approach excels by almost perfectly segmenting vehicles, road surfaces, and lanes, even for vehicles situated at a considerable distance from the ego vehicle. The above results show the superiority of our proposed ACC-DA scheme.

**Effect of Network Optimization.** In order to evaluate the effect of our transmission delay minimization method discussed in Sec. III-A, we conduct a comparative experiment depicted in Fig. 4. The results reveal that by employing our network optimization, the IoU accuracy of road, lane, and vehicle improves by 0.80%, 1.00%, and 1.94%, respectively. Without our method, the data to the ego vehicle cannot be timely delivered under limited spectrum bandwidth, and the fusion model may incorporate data frames from disparate time instants, resulting in performance degradation. Notably, the performance in vehicle class is more sensitive to the transmission delay, because vehicles are more dynamic than the road and lane. The results demonstrate that our method can improve the performance of collaborative perception in autonomous driving by minimizing the transmission delay.

**Effect of Adaptive Refinement Reconstruction.** In Fig.

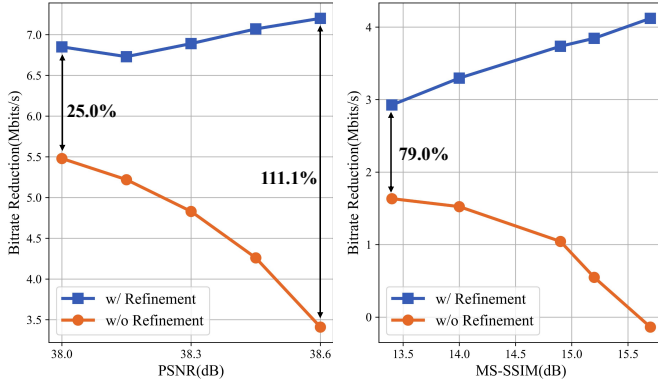


Fig. 5: Effect of the model refinement. “w/” means *with refinement*, “w/o” means *without refinement*

5, we conduct an evaluation under two metrics: MS-SSIM<sup>2</sup> and PSNR<sup>3</sup>, and we compare the reduction in bitrate achieved by the strategy with and without refinement. The refinement reconstruction not only achieves a higher reduction in bitrate but also displays an increasing trend as PSNR and MS-SSIM values rise. Conversely, the data reconstruction without refinement exhibits a decreasing trend. Specifically, when compared to the strategy without refinement, the refined reconstruction leads to a bitrate reduction of 25% at a PSNR of 38.0 dB, and a reduction of 111.1% at a PSNR of 38.6 dB. This significant improvement displays the benefits of the the strategy with refinement and shows that funtuning the parameter distribution of the encoder and decoder through historical data can lead to more efficient image reconstruction.

**Effect of Domain Alignment Module.** In order to study the effect of domain alignment mechanism, we evaluate it in OPV2V dataset with different baselines. We can see the results in Table II. The domain alignment mechanism can improve the performance of all baselines, especially for the vehicle class. This can lead to an increase of 1 to 3 percentage points in accuracy. Specifically, for the Attention Fusion method, DA improves the accuracy by 1.38%. For DiscoNet and V2VNet, the improvements are 2.10% and 1.82%, respectively. The reason is that the domain alignment mechanism can reduce the distribution heterogeneity among the data in different vehicles. To further analyze the impact on the data distribution of domain alignment, we employ t-SNE<sup>4</sup> [34] to visualize the distribution of images. The result is shown in Fig. 6, the blue dots represent the distribution of original images at the ego vehicles, and the pink dots represent the corresponding distribution of the images from a different domain in other connected vehicles. The distribution of the transformed images, as shown in Fig. 6 (b), is more concentrated than the original distribution in Fig. 6 (a).

<sup>2</sup>MS-SSIM: Multi-scale structural similarity index measures the structural similarity across multiple scales. A higher value indicates better image quality.

<sup>3</sup>PSNR: Peak signal-to-noise ratio reflects the signal-to-noise ratio impact on image quality. A higher value represents better image quality.

<sup>4</sup>t-SNE: t-distributed stochastic neighbor embedding is a statistical method for visualizing high-dimensional data by giving each datapoint a location in a two or three-dimensional map.

TABLE II: Ablation Study Results of Domain Alignment. “w/” means the *with domain alignment*, “w/o” means the *without domain alignment*.

AP@IoU		Road	Lane	Vehicles	Overall
Attention	w/o DA	43.30	31.35	45.70	40.11
	w/ DA	<b>43.50</b>	<b>31.53</b>	<b>47.78</b>	<b>40.70</b>
DiscoNet	w/o DA	52.20	36.19	42.97	43.48
	w/ DA	<b>52.53</b>	<b>36.57</b>	<b>45.07</b>	<b>44.41</b>
V2VNet	w/o DA	53.00	36.11	42.77	43.96
	w/ DA	<b>53.03</b>	<b>36.15</b>	<b>46.05</b>	<b>45.08</b>
ACC-DA (ours)	w/o DA	62.85	48.97	50.42	54.08
	w/ DA	62.60	<b>49.08</b>	<b>53.50</b>	<b>55.06</b>

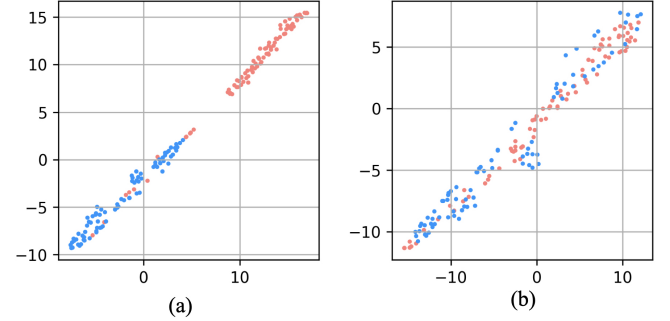


Fig. 6: Visualization of t-SNE [34] embedding for the original images (blue) at the ego vehicles and the corresponding images (pink) from other connected vehicles. Left (a) is the original distribution, right (b) is the transformed distribution after domain alignment.

This indicates that the domain alignment mechanism can reduce distribution heterogeneity of data in different vehicles, thereby improving joint perception performance. Overall, our DA method can generally improve the performance of vehicle segmentation in camera BEV segmentation. This is significant for joint perception in autonomous driving.

## V. CONCLUSION

In this paper, we have developed ACC-DA, a novel multi-agents perception framework, which includes three modules: i) transmission delay minimization module, which can dynamically adjust the communication graph and minimize the average transmission delay among CAVs, ii) adaptive refinement reconstruction module, which can adjust the R-D trade-off and reduce the temporal redundancy in data to improve the transmission efficiency, and iii) domain alignment module, which can reduce the data heterogeneity between different collaborative vehicles to further enhance the perception performance and reliability. Comprehensive experiments verify the superiority of our framework compared with the existing state-of-the-art methods.

## REFERENCES

- [1] T.-H. Wang, S. Manivasagam, M. Liang, B. Yang, W. Zeng, J. Tu, and R. Urtasun, "V2VNet: Vehicle-to-Vehicle Communication for Joint Perception and Prediction," Aug. 2020, arXiv:2008.07519 [cs].
- [2] Y.-C. Liu, J. Tian, N. Glaser, and Z. Kira, "When2com: Multi-Agent Perception via Communication Graph Grouping," in *2020 IEEE/CVF Conference on Computer Vision and Pattern Recognition (CVPR)*. Seattle, WA, USA: IEEE, Jun. 2020, pp. 4105–4114.
- [3] Y.-C. Liu, J. Tian, C.-Y. Ma, N. Glaser, C.-W. Kuo, and Z. Kira, "Who2com: Collaborative Perception via Learnable Handshake Communication," Mar. 2020, arXiv:2003.09575 [cs].
- [4] R. Xu, H. Xiang, Z. Tu, X. Xia, M.-H. Yang, and J. Ma, "V2X-ViT: Vehicle-to-Everything Cooperative Perception with Vision Transformer," Aug. 2022, arXiv:2203.10638 [cs].
- [5] H. Xiang, R. Xu, X. Xia, Z. Zheng, B. Zhou, and J. Ma, "V2XP-ASG: Generating Adversarial Scenes for Vehicle-to-Everything Perception," in *2023 IEEE International Conference on Robotics and Automation (ICRA)*, May 2023, pp. 3584–3591.
- [6] K. Yang, D. Yang, J. Zhang, H. Wang, P. Sun, and L. Song, "What2comm: Towards Communication-efficient Collaborative Perception via Feature Decoupling," 2023.
- [7] R. Xu, Z. Tu, H. Xiang, W. Shao, B. Zhou, and J. Ma, "CoBEVT: Cooperative Bird's Eye View Semantic Segmentation with Sparse Transformers," Sep. 2022, arXiv:2207.02202 [cs].
- [8] S. Zhang, J. Chen, F. Lyu, N. Cheng, W. Shi, and X. Shen, "Vehicular Communication Networks in the Automated Driving Era," *IEEE Communications Magazine*, vol. 56, no. 9, Sep. 2018.
- [9] K. Zhou, Z. Liu, Y. Qiao, T. Xiang, and C. C. Loy, "Domain Generalization: A Survey," *IEEE Transactions on Pattern Analysis and Machine Intelligence*, pp. 1–20, 2022, arXiv:2103.02503 [cs].
- [10] Y. Hu, S. Fang, Z. Lei, Y. Zhong, and S. Chen, "Where2comm: Communication-Efficient Collaborative Perception via Spatial Confidence Maps," Sep. 2022, arXiv:2209.12836 [cs] version: 1.
- [11] R. Xu, H. Xiang, X. Xia, X. Han, J. Li, and J. Ma, "OPV2V: An Open Benchmark Dataset and Fusion Pipeline for Perception with Vehicle-to-Vehicle Communication," Jun. 2022, arXiv:2109.07644 [cs].
- [12] A. Dosovitskiy, G. Ros, F. Codevilla, A. Lopez, and V. Koltun, "CARLA: An Open Urban Driving Simulator," in *Proceedings of the 1st Annual Conference on Robot Learning*. PMLR, Oct. 2017, pp. 1–16, iSSN: 2640-3498.
- [13] J. Wang, Y. Zeng, and Y. Gong, "Collaborative 3D Object Detection for Automatic Vehicle Systems via Learnable Communications," May 2022, arXiv:2205.11849 [cs].
- [14] Y. Li, S. Ren, P. Wu, S. Chen, C. Feng, and W. Zhang, "Learning Distilled Collaboration Graph for Multi-Agent Perception," in *Advances in Neural Information Processing Systems*, vol. 34. Curran Associates, Inc., 2021, pp. 29 541–29 552.
- [15] H. Yu, Y. Luo, M. Shu, Y. Huo, Z. Yang, Y. Shi, Z. Guo, H. Li, X. Hu, J. Yuan, and Z. Nie, "DAIR-V2X: A Large-Scale Dataset for Vehicle-Infrastructure Cooperative 3D Object Detection," 2022, pp. 21 361–21 370.
- [16] "CNN-Based DCT-Like Transform for Image Compression | SpringerLink."
- [17] M. Rabbani, "Book Review: JPEG2000: Image Compression Fundamentals, Standards and Practice," *Journal of Electronic Imaging*, vol. 11, no. 2, p. 286, Apr. 2002, publisher: SPIE.
- [18] W. Wei, J. Wang, Z. Fang, J. Chen, Y. Ren, and Y. Dong, "3U: Joint Design of UAV-USV-UUV Networks for Cooperative Target Hunting," *IEEE Transactions on Vehicular Technology*, vol. 72, no. 3, pp. 4085–4090, Mar. 2023, conference Name: IEEE Transactions on Vehicular Technology.
- [19] Z. Fang, J. Wang, Y. Ren, Z. Han, H. V. Poor, and L. Hanzo, "Age of Information in Energy Harvesting Aided Massive Multiple Access Networks," *IEEE Journal on Selected Areas in Communications*, vol. 40, no. 5, pp. 1441–1456, May 2022, conference Name: IEEE Journal on Selected Areas in Communications.
- [20] J. Ballé, V. Laparra, and E. P. Simoncelli, "End-to-end Optimized Image Compression," Mar. 2017, arXiv:1611.01704 [cs, math].
- [21] J. Ballé, D. Minnen, S. Singh, S. J. Hwang, and N. Johnston, "Variational image compression with a scale hyperprior," May 2018, arXiv:1802.01436 [cs, eess, math].
- [22] D. Minnen, J. Ballé, and G. D. Toderici, "Joint Autoregressive and Hierarchical Priors for Learned Image Compression," in *Advances in Neural Information Processing Systems*, vol. 31. Curran Associates, Inc., 2018.
- [23] Y. Choi, M. El-Khamy, and J. Lee, "Variable Rate Deep Image Compression With a Conditional Autoencoder," 2019, pp. 3146–3154.
- [24] P. Chattopadhyay, Y. Balaji, and J. Hoffman, "Learning to Balance Specificity and Invariance for In and Out of Domain Generalization," in *Computer Vision – ECCV 2020*, ser. Lecture Notes in Computer Science, A. Vedaldi, H. Bischof, T. Brox, and J.-M. Frahm, Eds. Cham: Springer International Publishing, 2020, pp. 301–318.
- [25] Y. Du, J. Xu, H. Xiong, Q. Qiu, X. Zhen, C. G. M. Snoek, and L. Shao, "Learning to Learn with Variational Information Bottleneck for Domain Generalization," in *Computer Vision – ECCV 2020*, ser. Lecture Notes in Computer Science, A. Vedaldi, H. Bischof, T. Brox, and J.-M. Frahm, Eds. Cham: Springer International Publishing, 2020, pp. 200–216.
- [26] D. Li, Y. Yang, Y.-Z. Song, and T. Hospedales, "Learning to Generalize: Meta-Learning for Domain Gen-

- eralization,” *Proceedings of the AAAI Conference on Artificial Intelligence*, vol. 32, no. 1, Apr. 2018.
- [27] J. Wang, C. Lan, C. Liu, Y. Ouyang, T. Qin, W. Lu, Y. Chen, W. Zeng, and P. S. Yu, “Generalizing to Unseen Domains: A Survey on Domain Generalization,” arXiv, Tech. Rep. arXiv:2103.03097, May 2022, arXiv:2103.03097 [cs] type: article.
  - [28] Y. Yang and S. Soatto, “FDA: Fourier Domain Adaptation for Semantic Segmentation,” in *2020 IEEE/CVF Conference on Computer Vision and Pattern Recognition (CVPR)*. Seattle, WA, USA: IEEE, Jun. 2020, pp. 4084–4094.
  - [29] Y. Li, Y. Yang, W. Zhou, and T. Hospedales, “Feature-Critic Networks for Heterogeneous Domain Generalization,” in *Proceedings of the 36th International Conference on Machine Learning*. PMLR, May 2019, pp. 3915–3924, iISSN: 2640-3498.
  - [30] H. Li, S. J. Pan, S. Wang, and A. C. Kot, “Domain generalization with adversarial feature learning,” in *2018 IEEE/CVF Conference on Computer Vision and Pattern Recognition*, 2018, pp. 5400–5409.
  - [31] I. Goodfellow, J. Pouget-Abadie, M. Mirza, B. Xu, D. Warde-Farley, S. Ozair, A. Courville, and Y. Bengio, “Generative Adversarial Nets,” in *Advances in Neural Information Processing Systems*, vol. 27. Curran Associates, Inc., 2014.
  - [32] Y. Choi, M. El-Khamy, and J. Lee, “Variable rate deep image compression with a conditional autoencoder,” in *Proceedings of the IEEE/CVF International Conference on Computer Vision (ICCV)*, October 2019.
  - [33] R. Xu, Y. Guo, X. Han, X. Xia, H. Xiang, and J. Ma, “OpenCDA: An Open Cooperative Driving Automation Framework Integrated with Co-Simulation,” Aug. 2021, arXiv:2107.06260 [cs].
  - [34] L. Van der Maaten and G. Hinton, “Visualizing data using t-sne.” *Journal of machine learning research*, vol. 9, no. 11, 2008.