

ASAPY: A PYTHON LIBRARY FOR AEROSPACE SIMULATION ANALYSIS

Joao P. A. Dantas
 Samara R. Silva
 Vitor C. F. Gomes
 Andre N. Costa
 Adrisson R. Samersla
 Diego Geraldo

Marcos R. O. A. Maximo

Decision Support Systems Subdivision Institute for Advanced Studies Trevo Cel Av Jose A. A. do Amarante, 1, Putim Sao Jose dos Campos, SP 12228-001, BRAZIL	Autonomous Computational Systems Lab (LAB-SCA) Aeronautics Institute of Technology Praca Marechal Eduardo Gomes, 50, Vila das Acacias Sao Jose dos Campos, SP 12228-900, BRAZIL
----------------------------------------------------------------------------------------------------------------------------------------------------------------------	------------------------------------------------------------------------------------------------------------------------------------------------------------------------------------------

Takashi Yoneyama

Electronic Engineering Division
 Aeronautics Institute of Technology
 Praca Marechal Eduardo Gomes, 50, Vila das Acacias
 Sao Jose dos Campos, SP 12228-900, BRAZIL

ABSTRACT

AsaPy is a custom-made Python library designed to simplify and optimize the analysis of simulation data. It offers a range of features, including the design of experiment methods, statistical analysis techniques, machine learning algorithms, and data visualization tools. AsaPy's flexibility and customizability make it a viable solution for engineers and researchers who need to quickly gain insights into constructive simulations. AsaPy is built on top of popular scientific computing libraries, ensuring high performance and scalability. In this work, we provide an overview of the key features and capabilities of AsaPy, followed by an exposition of its architecture and demonstrations of its effectiveness through some use cases applied in military operational simulations. We also evaluate how other simulation tools deal with data science, highlighting AsaPy's strengths and advantages. Finally, we discuss potential use cases and applications of AsaPy and outline future directions for the development and improvement of the library.

1 INTRODUCTION

The use of simulation in the military context has become increasingly prevalent for a variety of purposes ([Costa et al. 2022](#)). This shift from live exercises to simulation is due to multiple reasons, including cost reduction and increased safety ([Davis and Henninger 2007](#)). Simulation may be used for designing, testing, and optimizing complex systems such as aircraft, radars, and weapons ([Dantas et al. 2021b](#)). However, the vast amount of simulation data generated can be overwhelming, making the analysis process time-consuming and challenging, which may require more sophisticated algorithms and tools ([Dantas et al. 2022](#); [Dantas et al. 2022](#)). In response, AsaPy, a custom-made Python library, was designed in the context of the

Aerospace Simulation Environment (*Ambiente de Simulação Aeroespacial* – ASA in Portuguese) (Dantas et al. 2022) to simplify and expedite the analysis of simulation data to support the decision-making process.

AsaPy offers a range of features, including the design of experiment methods, statistical analysis techniques, machine learning algorithms, and data visualization tools, making it an ideal solution for engineers and researchers who need to gain insights into aerospace simulations. AsaPy's features and capabilities are designed to address challenges in analyzing military operational scenarios and provide a user-friendly and customizable tool for engineers and researchers. Although AsaPy was originally conceived for working integrated with ASA, it can be used with other simulation packages and in other application contexts. It is built on top of popular scientific computing libraries such as NumPy (Harris et al. 2020), SciPy (Virtanen et al. 2020), and Scikit-learn (Pedregosa et al. 2011), ensuring high-performance and scalability.

The comprehensive feature set of AsaPy enables users to analyze simulation data effectively, ultimately helping to improve the performance and behavior of complex systems and drive innovation in multiple fields, allowing engineers to create models and simulate their behavior under different conditions. By running simulations, engineers can study the performance of their designs, identify potential issues, and optimize various design parameters to improve overall system performance (Costa 2019).

The main contribution of this work is to provide an overview of the key features and capabilities of AsaPy, including its structure, effectiveness, and potential applications, mainly for analyzing military simulation data. We also review some of the available simulation software, focusing on what data science capabilities they provide. Additionally, we bring some use cases to the AsaPy library applied to the defense context. Finally, we outline future directions for the development and improvement of the library. We have provided a link to AsaPy and hope that this library proves beneficial for other analysis projects.

2 RELATED WORK

Being conceived as a part of the ASA suite, AsaPy provides an integrated solution for data science activities within a Computer-Generated Forces (CGF) package. In this context, we focused on evaluating existing CGF tools with respect to their data science features. This evaluation was made following a similar methodology as seen in Abdellaoui et al. (2009) and Toubman et al. (2015).

Abdellaoui et al. (2009) conducted a similar analysis and comparison of various modeling and simulation packages, with particular emphasis on their artificial intelligence (AI) capabilities. The evaluation was based on five crucial factors: architecture, autonomous operation, learning, organization, and realism. Despite the comprehensive nature of the study, it is worth noting that the authors only briefly touched on the role of data science in the context of these packages. Specifically, they made a passing reference to the existence of entity databases without delving into how data science principles might be applied to analyze simulation results.

Toubman et al. (2015) specifically examined the computer-generated forces (CGF) learning capabilities. Although they suggested using data for machine learning algorithms to extract behavior rules and apply them to new situations, their study did not address how commercial off-the-shelf (COTS) and government off-the-shelf (GOTS) products handle this approach. Moreover, they did not discuss how to analyze simulation data to derive general conclusions from scenario results.

We aim to expand these analyses by evaluating the status of data science capabilities within simulation packages, which would benefit researchers and practitioners in this field. Therefore, we conducted a survey of publicly available product information for the same COTS products (GOTS were excluded since they are not internationally available) as listed in Table 1, each of them briefly described as follows.

Scenario Toolkit and Generation Environment (STAGE) (Presagis 2023) is a stand-alone synthetic tactical simulation software that facilitates the development of models for complex war scenarios involving various platforms such as avionics, naval, and land systems. The software comes equipped with models of multiple sensors, including radar, sonar, and missile warning systems, as well as weapons such as missiles and guns (Anghinolfi et al. 2013).

Table 1: Mention of “data analysis”, and “Design of Experiments” (DoE), on the websites of seven COTS CGF packages (in no particular order).

Product Name	Company Name	Mention of Data Analysis	Mention of DoE
STAGE	Presagis	No	No
VR-Forces	MAK Technologies	No	No
SWORD	MASA	No	No
VBS4	Bohemia Interactive	No	No
DirectCGF	Diginext	No	No
Steel Beasts Pro	eSim Games	No	No
FLAMES	Ternion	Yes	Yes

VR-Forces ([MAK Technologies 2023](#)) is a simulation environment that enables the generation of multiple scenarios. The software is equipped with features required for use as a tactical leadership trainer, a threat generator, a behavior model test bed, or a Computer Generated Forces (CGF) application ([Pullen et al. 2012](#)).

SWORD ([Masa 2023](#)) is a software suite comprising scenario creation applications, aggregated constructive simulation, and analysis tools specifically designed for staff training, education, classroom teaching, planning support, analysis, operational research, and C2 system stimulation. It is a comprehensive solution that allows simulation of operations ranging from battalion to division level and is the leading software provider in the market for training tactical level land staffs ([Drozd et al. 2023](#)).

Virtual Battlespace 4 (VBS4) ([Bohemia Interactive 2023](#)) is a virtual and constructive simulation platform that enables the creation and execution of military training scenarios. Its workflow and features allow for quick training initiation, simplified editing and updating of training scenarios and terrains, and collaborative training simulations across any location on its virtual Earth ([Evensen 2017](#)).

DirectCGF ([Diginext 2023](#)) is a battlespace generation software by DIGINEXT, which utilizes the simulation engine DirectSim. It comes equipped with a collection of pre-built models such as platforms, sensors, weapons, electronic warfare, and communication, along with automatic and intelligent behavior. Its modular architecture facilitates reusability and enhances productivity gains, as users can integrate dedicated plug-ins into the system ([TREATY 2021](#)).

Steel Beasts ([eSim Games 2023](#)) is a simulation tool that models armored warfare scenarios. Military forces around the world use it to support training, mission rehearsal, and analysis of vehicle-centered scenarios featuring gunners, commanders, and drivers ([McKeown et al. 2012](#)).

FLAMES ([Ternion 2023](#)) is a range of products that offer a framework for custom constructive simulations designed to meet the specific requirements of the aerospace, defense, and transportation industries. It includes customizable scenario creation, execution, visualization, and analysis, as well as interfaces to constructive, virtual, and live systems ([Oeztuerk 2016](#)). It is the only one of the reviewed COTS packages that explicitly addressed the DoE and data analysis aspects, providing some options in its enhanced analysis option. Regarding the DoE, it accepts a manual setup in tables, as well as importing experiment files defined by third-party tools. With respect to data analysis, it also mentions third-party programs that can deal with user-specified output files.

Besides these COTS products, we would like to mention a GOTS package that is particularly relevant to the context of this paper. The Advanced Framework for Simulation, Integration and Modeling (AFSIM) is an objected-oriented C++ library used to create simulations in aerospace and defense contexts. It provides a range of features for simulating and analyzing complex operational scenarios, including air-to-air combat, air-to-ground strike, and reconnaissance missions ([Clive et al. 2015](#)). With the focus on data science capabilities, we can point out the Visual Environment for Scenario Preparation and Analysis (VESPA), which supports creating scenario initial condition files that are compatible with AFSIM-based applications, enabling its usage as a DoE tool.

In summary, all the reviewed solutions lack an integrated approach with more comprehensive data science tools. FLAMES and AFSIM seem to be the closest to what AsaPy aims to provide within the context of ASA. However, they still rely on third-party packages and focus on data recording and visualization rather than the analysis itself.

3 STRUCTURE

From design, we aimed to develop a library that would help analyze simulation data, especially for military scenarios. In the ASA context, we noted that the analyst tends to follow a pattern that can be broken into four steps, shortly summarized:

1. Design of Experiments, in which we define the input configuration for the executions;
2. Execution Control, in which we monitor the progress of a batch of executions;
3. Analysis, in which we conduct the actual data analysis; and
4. Prediction, in which we train a model to predict the outcome of new input configurations.

The literature concerning data analysis is vast, therefore it is important for our architecture not to limit the options available to the analyst. For this reason, we opted to package existing Python libraries that implement the desired methods, leveraging the benefits of this ecosystem and allowing easy interoperability.

Therefore, our structure consists of a curated set of third-party libraries wrapped in a standardized and extensible way. The code is divided into four modules: `analysis`, `models`, `doe`, and `utils`, which roughly resembles the steps mentioned above.

With this architecture, illustrated in Figure 1, we allow the analysts to use the techniques independently or in combination or even to extend the package with other desired methods. Furthermore, we can automatize the process for the analyst, choosing reasonably appropriate tools for specific tasks, thus guiding his work to conduct a proper analysis.

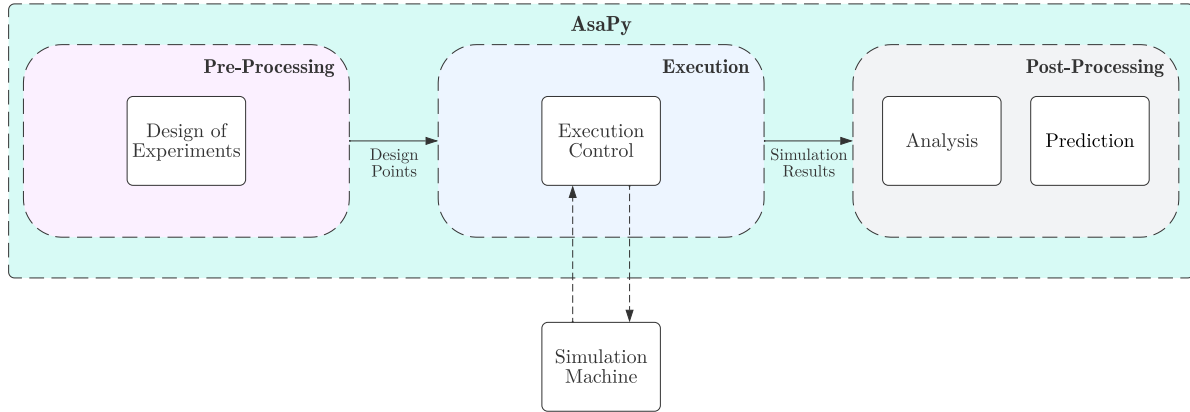


Figure 1: The structure of the AsaPy library in the perspective of the analyst workflow.

Although designed to be used integrated with other ASA suite tools, AsaPy is generic with respect to the simulation machine chosen to actually execute the scenarios and generate the data, as discussed in Subsection 3.2. For illustration, the integration with ASA service for parallel batch execution is implemented in the `asa-client` package, with features such as authentication on the platform, access to available scenarios, submission of experiment executions, and retrieval of execution results, not the focus of this work though.

In the following subsections, we discuss the techniques available for each one of the mentioned steps, locating them in the library structure.

3.1 Design of Experiments

The DoE step is supported by the `doe` module and has a range of tools and functions for experimental design (Montgomery 2017), including the Latin Hypercube Sampling (LHS) (Box et al. 2005).

This library component can handle diverse data types, such as numerical, categorical, or boolean, to generate the input samples for different simulation executions. Typically, these simulations are executed in batch mode, with varying input parameters. In addition, there are methods for coordinating the metrics that will be used to evaluate the simulation performance, essential for deciding to early stop the batch execution, as discussed in Subsection 3.2.

Describing its intended usage, the analyst needs to inform which input variables can be changed, either manually or automatically (as implemented by `asa-client` using the ASA suite). Then, the chosen technique samples the configurations to be executed, feeding the design points to the next step.

3.2 Execution Control

Once the scenarios are created and the input parameters assigned, the next step is to run such experiments. Therefore, in this subsection, we discuss the control of the executions, including the process of splitting the total amount of runs in chunks and the evaluation of metrics to determine whether to early stop the batch execution.

In the military context, the desired analysis is usually complex, requiring a large number of executions to extract meaningful information. For this reason, the individual runs are usually dispatched as a batch, optimizing the usage of the computational resources available. However, often not all executions planned are indeed necessary for the analysis, which unfortunately can be only known during its execution. The large batch is broken into chunks of experiments to handle this limitation. Then, each chunk is sequentially executed until completion using all the available computational resources. After each chunk completion, the concerned metrics can be analyzed to decide whether to stop the batch execution or start the next chunk. To do so, one can observe the variation of the expected value of a significant variable before and after running the last chunk. If it is below a certain threshold, we can assume that this statistic has converged, economizing on the number of individual executions.

Though naive, this heuristic, actually implemented by `AsaPy`, demonstrates how to apply a method to early stop a batch execution, saving time for the analyst and reducing the usage of the computational resources. Naturally, these evaluation metrics used for early stop criteria will depend on the specific objectives of the simulation.

Describing its intended usage, the control of executions is carried out by the `ExecutionController` class, which is instantiated with two functions and one number, as exemplified in Listing 1. The first argument is a function that is responsible for effectively running the executions: receiving the collection of design points and returning the corresponding results. Moreover, the second function is the actual stop criteria, as already mentioned. Finally, the third argument is the size of the chunks into which the batch will be split.

Listing 1: Usage example of the Execution Control module

```

1 def simulate(doe: pandas.DataFrame) -> pandas.DataFrame:
2     # 1. send execution requests using the Asa-client
3     # 2. retrieve executions results
4     return pandas.DataFrame.from_dict(asa_results)
5
6 def stop_check(result: pandas.DataFrame, last_result: pandas.DataFrame) -> bool:
7     # compare results using Asapy or custom functions
8     return compare_results(result, last_result)
9
10 ec = asapy.ExecutionController(simulate, stop_check, 100)
11 result = ec.run(doe)

```

Notice that this functional style allows the library client code to define how the simulations should be executed and what criteria should be used. This empowers analysts to use whichever simulation machine they may desire, just requiring the implementation of a function that interfaces with the chosen simulator and respects the expected signature. This interoperability easiness was one of the library design cardinal points and is now illustrated.

3.3 Analysis

The analysis step is supported by the `analysis` module and provides a range of tools for analyzing and exploring simulation data. Therefore, in this section, we discuss some of the available components and how the package automatically chooses an appropriate technique for the analyst.

One of the library's main features is hypothesis testing, which determines whether a particular hypothesis about the data is true or false ([Kruschke 2013](#)). This component offers a collection of statistical tests to choose from. Focusing on the demands of the typical analyst, the module takes advantage of the decision flow in [Figure 2](#) to automatically choose an appropriate test for the data being analyzed.

Another functionality is the distribution fit technique ([Taylor 2017](#)), used to adjust a particular statistical distribution to the data. This component gives information about the distribution that best fits the input data among the most common ones ([Gupta and Gupta 2018](#)), such as the normal, uniform, exponential, chi-squared, and beta distributions. The process of fitting distributions involves estimating their parameters, allowing us to extrapolate for data beyond the range of the observed values.

This package also includes methods for determining feature scores ([Jolliffe and Cadima 2016](#)), which are used to rank the importance of different attributes in the dataset. These techniques are particularly helpful in filtering out non-informative or redundant variables from the input data ([Kuhn et al. 2013](#)).

In addition, the package includes tools for Pareto front analysis ([Deb et al. 2002](#)), used to identify the optimal trade-off between two conflicting objectives. This is a useful tool for decision-making in complex systems.

Furthermore, the analysis package also provides methods for detecting and removing outliers in the data ([Rousseeuw and Van Driessen 2019](#)), which can significantly affect the accuracy of the analysis. This is achieved using various statistical techniques, such as the standard deviation and interquartile range methods.

Finally, the package provides exploratory data analysis (EDA) tools ([Tukey 1977](#)), which can be used to visualize and understand the data. This toolkit consists of a table of class balance for categorical variables, association, correlation, histograms, and boxplots with information on the number of outliers for numerical variables. These preliminary analyses can help identify patterns, trends, and anomalies in the data and guide the choice of statistical models and analysis methods.

3.4 Prediction

The prediction step, the last one, uses the `models` module and provides a comprehensive framework for building custom machine learning models, including but not limited to neural networks and random forests. This package covers the entire process of creating a model, including phases such as data preprocessing, hyperparameter tuning, cross-validation, evaluation, and prediction. The most significant advantage of using this module is that it allows us to obtain estimated results without performing new simulations, thus saving time and computational resources.

The package is built on top of popular machine learning libraries, such as TensorFlow ([Abadi et al. 2016](#)) and Scikit-learn ([Pedregosa et al. 2011](#)). This allows for easy integration with other machine learning tools and workflows, also aligned with the cardinal points conceived during the design of the package.

The `models` module provides various preprocessing methods to transform raw data into a format that can be used by machine learning algorithms. These methods include scaling, normalization, feature

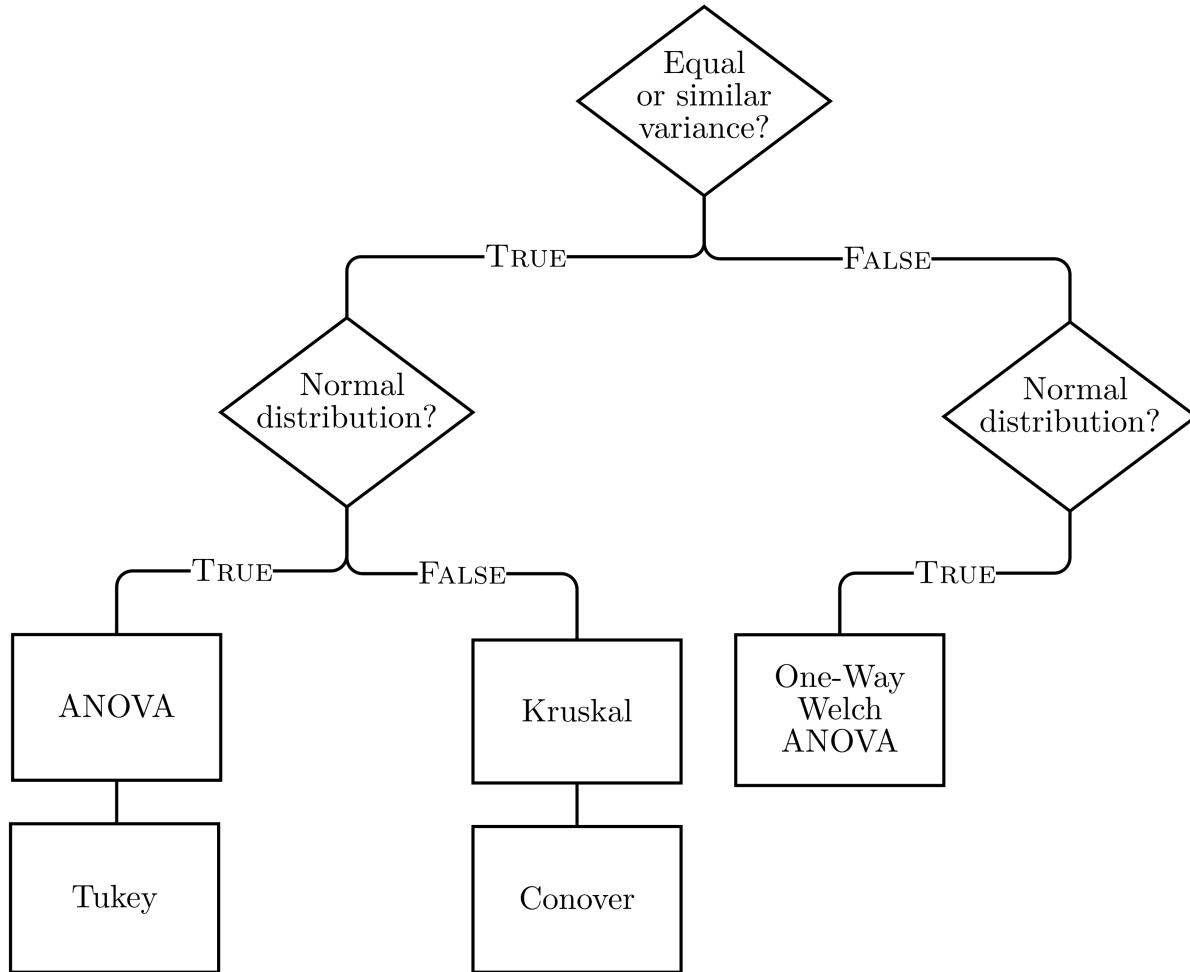


Figure 2: Flow diagram for hypothesis testing using AsaPy.

engineering, and more. It also provides options for handling missing values and categorical features, along with a wide range of available models.

Hyperparameters are parameters that are not learned during the training process but are set before the training begins. These hyperparameters can have a significant impact on the performance of the model. The `models` package includes methods for hyperparameter tuning, such as random search (Bergstra et al. 2011), which optimizes model performance by establishing the most effective hyperparameters before the training process.

Cross-validation is a technique used to evaluate the performance of a model. The `models` package includes various methods for performing cross-validation, including k-fold cross-validation (Arlot and Celisse 2010).

The `models` package provides various evaluation metrics to measure the performance of a model to solve regression or classification problems. These metrics include accuracy, precision, recall, F1 score, mean squared error and more. The package also provides options for visualizing the performance of the model using plots.

3.5 Support module

The AsaPy library provides users with a primary support module, namely `utils`. This module supply additional tools and utilities to users for handling data.

The `utils` module is a helpful tool for performing mathematical calculations and conversions in various fields, including geodesy, physics, and engineering. This component contains an assortment of constants, methods, and functions for converting distance and angle measurement units and changing coordinate systems. One of the key features of the `utils` module is its ability to convert between different units of distance and angle measurement, such as meters, kilometers, feet, miles, radians, and degrees. The package includes methods for executing these conversions with ease, making it simple to switch between units as necessary.

Another essential aspect of the `utils` module is its support for various coordinate systems. This module provides methods for converting between different coordinate systems, such as geodetic, geocentric, and Cartesian coordinate systems. This can be especially useful for applications in geodesy and geolocation, where precise positioning is critical. For example, the `Geod` class in the `utils` module provides methods for converting between geodetic and Cartesian coordinates and calculating distances and bearings between points on the Earth's surface. The `ECEF` (Earth-centered, Earth-fixed) class, on the other hand, offers methods for converting between ECEF and geodetic coordinates and calculating the distance between points in ECEF space. In summary, the `utils` module provides users with essential tools and utilities for handling data, performing mathematical calculations and conversions, and changing coordinate systems.

4 CASE STUDY: BEYOND VISUAL RANGE AIR COMBAT

In this section, we show how AsaPy can help to effectively analyze military operational scenarios, particularly in the context of beyond visual range (BVR) air combat simulations. BVR air combat is a challenging and critical field that involves engagements taking place beyond the pilot's visual range (Dantas 2018), utilizing advanced weaponry and sensor systems (Dantas et al. 2023). AsaPy has been utilized in various applications to enhance BVR air combat simulations, demonstrating its capabilities and versatility. Four primary applications of AsaPy have been utilized, using ASA and other simulation software, which we will discuss in this section.

The study conducted by Dantas et al. (2021a) aimed to develop an engagement decision support tool for BVR air combat in the context of Defensive Counter Air (DCA) missions. To plan the execution of simulations, the authors used the `doe` module from AsaPy, selecting key variables, including categorical and numerical with different coverage ranges, to simulate a BVR air combat. The simulation data was pre-processed and explored using the `analysis` module to organize and better understand the data. The authors evaluated the simulations using an operational metric called the DCA index, which represents the degree of success in this type of mission based on the expertise of subject matter experts. The DCA index was created using AsaPy to collect variables from the agents, such as the distances of the aircraft of the same team and the opposite team and the number of missiles used. They then used the `models` module to build a supervised machine learning model based on decision trees to determine the quality of a new engagement, using the engagement status right before it starts and the average of the DCA index throughout the engagement. Overall, the authors utilized various features of the AsaPy library to plan, execute, and analyze their simulations and to build and evaluate a model for engagement decision support in BVR air combat.

Still in the BVR context, Dantas et al. (2021b) used AsaPy to analyze simulation data generated by the ASA simulation environment, explicitly focusing on calculating an air-to-air missile's weapon engagement zone (WEZ). The WEZ allows the pilot to identify airspace where the available missile is more likely to successfully engage a particular target. Designing experiments for missile launches in BVR air combat is a complex process that involves considering various input variables. These variables help to simulate different scenarios and identify the best possible outcomes for missile launches. Each variable plays a

crucial role in determining the WEZ maximum range. The authors used the DoE module to perform the LHS method from AsaPy to plan and design the simulation experiments using these variables. The simulations were executed in chunks to improve the computational efficiency and reduce the simulation time. After completing the simulation runs, the authors collected the output data and analyzed it using the `analysis` package in AsaPy to understand the data distribution and identify relationships between the input variables and the WEZ. Finally, the authors used the `models` package in AsaPy to build and train the model to predict the WEZ maximum launch range for a given scenario. They evaluated its performance using metrics such as the mean absolute error and the coefficient of determination to ensure that the model accurately predicted the WEZ for different scenarios.

In Dantas et al. (2022), the authors analyzed both defensive and offensive scenarios in BVR air combat using AsaPy. The authors used AsaPy to generate constructive simulations of BVR air combat scenarios and extract various features related to situational awareness from the simulation data. They designed a multilayer perceptron neural network that incorporated data from these simulations to enhance pilots' situational awareness during in-flight decision-making. By training their machine learning models based on neural networks on this data, they could accurately predict a pilot's situational awareness based on the missile's ability to hit the target. Therefore, Dantas et al. (2022) demonstrated the potential of machine learning in BVR air combat scenarios by generating fast and reliable responses concerning the tactical state to improve the pilot's situational awareness and, therefore, the in-flight decision-making process.

One of the key strengths of AsaPy is its ability to work with various simulation software, including commercial and open-source platforms (Figure 3). This versatility allows users to leverage the power of AsaPy regardless of the simulation software they are using, making it a valuable tool for military operational scenario analysis. For example, in Dantas et al. (2022) the authors aim to develop a machine learning model that can predict the effectiveness of missile launches in BVR air combat scenarios. To generate the simulation data, the authors used the FLAMES simulation platform, a commercially available simulation software suite. The AsaPy library was used to organize and analyze the simulation data generated by FLAMES. The authors used AsaPy to build seven different supervised machine learning models that predict the effectiveness of missile launches in BVR air combat scenarios. To improve the performance of the machine learning models, the authors also used resampling techniques such as SMOTE (Chawla et al. 2002) to generate more data on missile launches. This approach helped to address the class imbalance issue that commonly occurs in military operational scenarios, where successful missile launches are relatively rare compared to unsuccessful ones.

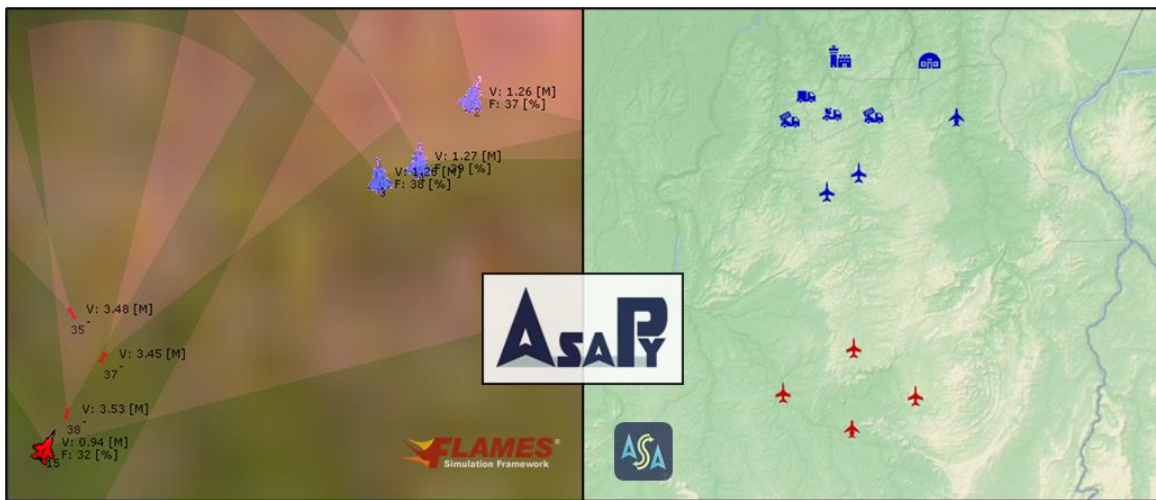


Figure 3: Examples of simulation platforms in which AsaPy may be employed: FLAMES (left) and ASA (right).

Overall, the successful implementation of AsaPy in those works demonstrates its versatility and utility in analyzing and modeling military operational scenarios. The AsaPy library proved a valuable asset in the data analysis and modeling process for the aforementioned works, providing efficient data preprocessing and analysis tools and aiding in developing models to solve complex problems in the BVR air combat context. AsaPy's compatibility with various simulation software highlights its versatility, making it an excellent choice for researchers and practitioners in the military and defense sectors who frequently work with multiple simulation platforms.

5 CONCLUSIONS AND FUTURE WORK

In conclusion, AsaPy is a flexible Python library that simplifies and expedites the analysis of simulation data. Its comprehensive feature set, including the design of experiments, statistical analysis, machine learning algorithms, and data visualization tools, makes it a viable solution for engineers and researchers in the field of simulation. Our comparison with other simulation tools highlights the strengths and advantages of AsaPy, particularly when considering military operational scenarios.

Future work on AsaPy will focus on expanding its functionality and improving its performance. First, we plan to provide additional DoE methods, as well as machine learning algorithms. Second, we aim to optimize the performance of AsaPy's algorithms to reduce processing time and enable the analysis of larger datasets. Third, we will explore the integration of AsaPy with other tools and platforms to improve its interoperability and usability. Finally, we will continue to improve the documentation and user interface of AsaPy to make it more accessible.

ACKNOWLEDGMENTS

This work has been supported by Finep (Reference n° 2824/20). Takashi Yoneyama and Marcos R. O. A. Maximo are partially funded by CNPq – National Research Council of Brazil through the grants 304134/2-18-0 and 307525/2022-8 respectively.

A SOURCE CODE

AsaPy is an open-source library and can be downloaded from github.com/ASA-Simulation/asapy.

REFERENCES

- Abadi, M., P. Barham, J. Chen, Z. Chen, A. Davis, J. Dean, M. Devin, S. Ghemawat, G. Irving, M. Isard et al. 2016. "TensorFlow: A system for large-scale machine learning". In *12th USENIX Symposium on Operating Systems Design and Implementation (OSDI 16)*, 265–283.
- Abdellaoui, N., A. Taylor, and G. Parkinson. 2009. "Comparative analysis of computer generated forces' artificial intelligence". Technical report, DEFENCE RESEARCH AND DEVELOPMENT CANADA OTTAWA (ONTARIO).
- Anghinolfi, D., A. Capogrosso, M. Paolucci, and F. Perra. 2013. "An agent-based simulator for the evaluation of the measurement of effectiveness in the military naval tasks". In *2013 17th International Conference on System Theory, Control and Computing (ICSTCC)*, 733–738. IEEE.
- Arlot, S., and A. Celisse. 2010. "A survey of cross-validation procedures for model selection". *Statistics Surveys* 4:40–79.
- Bergstra, J., R. Bardenet, Y. Bengio, and B. K'egl. 2011. "Algorithms for hyper-parameter optimization". In *Advances in Neural Information Processing Systems*, 2546–2554.
- Box, G. E., W. G. Hunter, and J. Hunter. 2005. *Statistics for experimenters: design, innovation, and discovery*. Wiley-Interscience.
- Chawla, N. V., K. W. Bowyer, L. O. Hall, and W. P. Kegelmeyer. 2002. "SMOTE: synthetic minority over-sampling technique". *Journal of artificial intelligence research* 16:321–357.
- Clive, P. D., J. A. Johnson, M. J. Moss, J. M. Zeh, B. M. Birkmire, and D. D. Hodson. 2015. "Advanced framework for simulation, integration and modeling (AFSIM)(Case Number: 88ABW-2015-2258)". In *Proceedings of the International Conference on Scientific Computing (CSC)*, 73. The Steering Committee of The World Congress in Computer Science, Computer Engineering and Applied Computing (WorldComp).
- Costa, A. 2019. "Sequential Optimization of Formation Flight Control Method Based on Artificial Potential Fields". *Master's Thesis*.

- Costa, A. N., F. L. Medeiros, J. P. Dantas, D. Geraldo, and N. Y. Soma. 2022. "Formation Control Method Based on Artificial Potential Fields for Aircraft Flight Simulation". *SIMULATION* 98(7):575–595.
- Dantas, J. P. A. 2018. "Apoio à Decisão para o Combate Aéreo Além do Alcance Visual: Uma Abordagem por Redes Neurais Artificiais.". Master's Thesis, Instituto Tecnológico de Aeronáutica, São José dos Campos, SP, Brazil.
- Dantas, J. P. A., A. N. Costa, D. Geraldo, M. R. O. A. Maximo, and T. Yoneyama. 2021a. "Engagement Decision Support for Beyond Visual Range Air Combat". In *Proceedings of the 2021 Latin American Robotics Symposium, 2021 Brazilian Symposium on Robotics, and 2021 Workshop on Robotics in Education*, October 11th–15th, 96–101.
- Dantas, J. P. A., A. N. Costa, D. Geraldo, M. R. O. A. Maximo, and T. Yoneyama. 2021b. "Weapon Engagement Zone Maximum Launch Range Estimation Using a Deep Neural Network". In *Intelligent Systems*, edited by A. Britto and K. Valdivia Delgado, 193–207. Cham: Springer.
- Dantas, J. P. A., A. N. Costa, V. C. F. Gomes, A. R. Kuroswski, F. L. L. Medeiros, and D. Geraldo. 2022. "ASA: A Simulation Environment for Evaluating Military Operational Scenarios". In *Proceedings of the 20th International Conference on Scientific Computing*, 25th–28th, Las Vegas, NV, USA.
- Dantas, J. P. A., A. N. Costa, F. L. L. Medeiros, D. Geraldo, M. R. O. A. Maximo, and T. Yoneyama. 2022. "Supervised Machine Learning for Effective Missile Launch Based on Beyond Visual Range Air Combat Simulations". In *Proceedings of the Winter Simulation Conference*, WSC '22.
- Dantas, J. P. A., M. R. O. A. Maximo, A. N. Costa, D. Geraldo, and T. Yoneyama. 2022. "Machine Learning to Improve Situational Awareness in Beyond Visual Range Air Combat". *IEEE Latin America Transactions* 20(8).
- Dantas, J. P. A., M. R. O. A. Maximo, and T. Yoneyama. 2023. "Autonomous Agent for Beyond Visual Range Air Combat: A Deep Reinforcement Learning Approach". In *Proceedings of the 2023 ACM SIGSIM Conference on Principles of Advanced Discrete Simulation*, SIGSIM-PADS '23. Orlando, FL, USA: Association for Computing Machinery.
- Davis, P. K., and A. E. Henninger. 2007. *Analysis, analysis practices, and implications for modeling and simulation*, Volume 176. Rand Corporation.
- Deb, K., S. Agrawal, A. Pratib, and T. Meyarivan. 2002. "A fast and elitist multiobjective genetic algorithm: NSGA-II". *IEEE transactions on evolutionary computation* 6(2):182–197.
- Diginext 2023. "DirectCGF". <https://www.directcgf.com/>. Last accessed 15 April 2023.
- Drozdz, J., L. Rak, P. Zahradníček, P. Stodola, and J. Hodický. 2023. "Effectiveness evaluation of aerial reconnaissance in battalion force protection operation using the constructive simulation". *The Journal of Defense Modeling and Simulation* 20(2):181–196.
- eSim Games 2023. "Steel Beasts Pro". <https://www.esimgames.com/>. Last accessed 15 April 2023.
- Evensen, P.-I. 2017. "Modelling and implementation of a generic active protection system for entities in Virtual Battlespace (VBS)".
- Gupta, V., and A. N. Gupta. 2018. *Theory and applications of stochastic processes: An analytical approach*. John Wiley & Sons.
- Harris, C. R., K. J. Millman, S. J. van der Walt, R. Gommers, P. Virtanen, D. Cournapeau, E. Wieser, J. Taylor, S. Berg, N. J. Smith, R. Kern, M. Picus, S. Hoyer, M. H. van Kerkwijk, M. Brett, A. Haldane, J. F. del Río, M. Wiebe, P. Peterson, P. Gérard-Marchant, K. Sheppard, T. Reddy, W. Weckesser, H. Abbasi, C. Gohlke, and T. E. Oliphant. 2020, September. "Array programming with NumPy". *Nature* 585(7825):357–362.
- Bohemia Interactive 2023. "VBS4". <https://vbs4.com/>. Last accessed 15 April 2023.
- Jolliffe, I. T., and J. Cadima. 2016. *Principal component analysis*. John Wiley & Sons.
- Kruschke, J. K. 2013. *Doing Bayesian data analysis: A tutorial with R, JAGS, and Stan*. Academic Press.
- Kuhn, M., K. Johnson et al. 2013. *Applied predictive modeling*, Volume 26. Springer.
- Masa 2023. "Masa Sword". <https://www.masasim.com/en/sword>. Last accessed 15 April 2023.
- McKeown, D. M., E. J. Klauda, J. J. Lio, and S. Siddharth. 2012. "Correlated Terrain for Serious Games: Achieving Interoperability Across Diverse Runtime Environments". *IMAGE*.
- Montgomery, D. C. 2017. *Design and analysis of experiments*. John Wiley & sons.
- Oetzuerk, A. 2016. "Grundsatzbetrachtung der FLAMES Runtime Suite (Basic Consideration of the FLAMES Runtime Suite)". Technical report, UNIBW.
- Pedregosa, F., G. Varoquaux, A. Gramfort, V. Michel, B. Thirion, O. Grisel, M. Blondel, P. Prettenhofer, R. Weiss, V. Dubourg et al. 2011. "Scikit-learn: Machine learning in Python". *Journal of machine learning research* 12(Oct):2825–2830.
- Presagis 2023. "STAGE". <https://www.presagis.com/en/product/stage/>. Last accessed 15 April 2023.
- Pullen, J. M., M. Ababneh, L. Nicklas, M. Connor, and A. Barreto. 2012. "An Open Source MSDL/C-BML Interface to VR-Forces". *HOW IS M&S INTEROPERABILITY DIFFERENT FROM OTHER INTEROPERABILITY DOMAINS?*:28.
- Rousseeuw, P. J., and K. Van Driessen. 2019. *Detecting outliers: theory and applications*. John Wiley & Sons.
- Taylor, J. R. 2017. *An introduction to error analysis: The study of uncertainties in physical measurements*. University Science Books.
- MAK Technologies 2023. "VR-Forces". <https://www.mak.com/mak-one/apps/vr-forces/>. Last accessed 15 April 2023.
- Ternion 2023. "FLAMES Development Suite". <https://flamesframework.com/>. Last accessed 15 April 2023.

- Toubman, A., J. Roessingh, G. Poppinga, M. Hou, L. Luotsinen, R. A. Løvliid, C. Meyer, R. Rijken, and M. Turcanik. 2015. "Modeling CGF behavior with machine learning techniques".
- TREATY, N. A. 2021. "Modelling and Simulation Group 145: Operationalization of Standardized C2-Simulation Interoperability".
- Tukey, J. W. 1977. *Exploratory data analysis*. Addison-Wesley.
- Virtanen, P., R. Gommers, T. E. Oliphant, M. Haberland, T. Reddy, D. Cournapeau, E. Burovski, P. Peterson, W. Weckesser, J. Bright, S. J. van der Walt, M. Brett, J. Wilson, K. J. Millman, N. Mayorov, A. R. J. Nelson, E. Jones, R. Kern, E. Larson, C. J. Carey, Í. Polat, Y. Feng, E. W. Moore, J. VanderPlas, D. Laxalde, J. Perktold, R. Cimrman, I. Henriksen, E. A. Quintero, C. R. Harris, A. M. Archibald, A. H. Ribeiro, F. Pedregosa, P. van Mulbregt, and SciPy 1.0 Contributors. 2020. "SciPy 1.0: Fundamental Algorithms for Scientific Computing in Python". *Nature Methods* 17:261–272.

AUTHOR BIOGRAPHIES

JOAO P. A. DANTAS received his B.Sc. degree in Mechanical-Aeronautical Engineering (2015) and his M.Sc. degree in Electronic and Computer Engineering from the Aeronautics Institute of Technology (ITA), Brazil. Currently, he is pursuing his Ph.D. degree at ITA and working as a researcher for the Brazilian Air Force at the Institute for Advanced Studies and at the Robotics Institute at Carnegie Mellon University. His e-mail address is dantasjpad@fab.mil.br.

SAMARA R. SILVA received her B.Sc. degree in Aeronautical Science (2013) from Brazilian Air Force Academy (AFA) and in Computer Engineering (2022) from the Aeronautics Institute of Technology (ITA), Brazil. Currently, she is pursuing her M.Sc. degree at ITA and working as a researcher for the Brazilian Air Force at the Institute for Advanced Studies with research interests in data science, artificial intelligence, machine learning, and simulation. Her email address is samarasrs@fab.mil.br.

VITOR C. F. GOMES received the B.Sc. degree in Computer Science (2009), and the M.Sc. (2012) and Ph.D. (2023) degrees in Applied Computing from the National Institute for Space Research (INPE), Brazil. Currently, he is a researcher for the Brazilian Air Force at the Institute for Advanced Studies with research interests in distributed computing, geospatial big data and data science. His email address is vitorvcfg@fab.mil.br

ANDRE N. COSTA received his B.Sc. degree in Mechanical-Aeronautical Engineering (2014) and his M.Sc. degree from the Graduate Program in Electronic and Computer Engineering (2019) from the Aeronautics Institute of Technology, Brazil. Currently, he is a researcher for the Brazilian Air Force at the Institute for Advanced Studies with research interests in modeling and simulation, artificial intelligence, and machine learning. His email address is negrhaoanc@fab.mil.br.

ADRISSON R. SAMERSLA received his B.Sc. degree in Computer Engineering (2021) and his M.Sc. degree from the Graduate Program in Electronic and Computer Engineering (2023) from the Aeronautics Institute of Technology (ITA), Brazil. Currently, he is a researcher for the Brazilian Air Force at the Institute for Advanced Studies with research interests in modeling and simulation, artificial intelligence, and machine learning. His email address is samerslaars@fab.mil.br.

DIEGO GERALDO was commissioned in 2005 as a graduate of the Brazilian Air Force Academy (AFA) and a fighter pilot in 2006. He received his M.Sc. degree from the Graduate Program in Aeronautical and Mechanical Engineering at the Aeronautics Institute of Technology in 2012. Since then he has been a researcher for FAB at the Institute for Advanced Studies, focusing on modeling and simulation, and artificial intelligence. His email address is diegodg@fab.mil.br.

MARCOS R. O. A. MAXIMO received the B.Sc. degree (Hons.) (summa cum laude) in Computer Engineering (2012), and the M.Sc. (2015) and Ph.D. (2017) degrees in Electronic and Computer engineering from the Aeronautics Institute of Technology (ITA), Brazil. He is currently a Professor at ITA, being a member of the Autonomous Computational Systems Laboratory (LAB-SCA) with research interests in robotics and artificial intelligence. His email address is mmaximo@ita.br.

TAKASHI YONEYAMA received a bachelor's degree in Electronic Engineering from the Aeronautics Institute of Technology (ITA), Brazil, in 1975, the M.D. degree in Medicine from the Taubate University, Brazil, in 1993, and the Ph.D. degree in Electrical Engineering from the Imperial College London, U.K., in 1983. He is a Professor of Control Theory with the Department of Electronics at ITA. His research is focused on stochastic optimal control theory. His email address is takashi@ita.br.