

## LLM-GROUNDED VIDEO DIFFUSION MODELS

Long Lian<sup>1\*</sup>, Baifeng Shi<sup>1\*</sup>, Adam Yala<sup>1,2†</sup>, Trevor Darrell<sup>1†</sup>, Boyi Li<sup>1†</sup><sup>1</sup>UC Berkeley <sup>2</sup>USCF

{longlian, baifeng\_shi, yala, trevordarrell, boyili}@berkeley.edu

## ABSTRACT

Text-conditioned diffusion models have emerged as a promising tool for neural video generation. However, current models still struggle with intricate spatiotemporal prompts and often generate restricted or incorrect motion (*e.g.*, even lacking the ability to be prompted for objects moving from left to right). To address these limitations, we introduce LLM-grounded Video Diffusion (LVD). Instead of directly generating videos from the text inputs, LVD first leverages a large language model (LLM) to generate dynamic scene layouts based on the text inputs and subsequently uses the generated layouts to guide a diffusion model for video generation. We show that LLMs are able to understand complex spatiotemporal dynamics from text alone and generate layouts that align closely with both the prompts and the object motion patterns typically observed in the real world. We then propose to guide video diffusion models with these layouts by adjusting the attention maps. Our approach is training-free and can be integrated into any video diffusion model that admits classifier guidance. Our results demonstrate that LVD significantly outperforms its base video diffusion model and several strong baseline methods in faithfully generating videos with the desired attributes and motion patterns.

## 1 INTRODUCTION

Text-to-image generation has made significant progress in recent years (Saharia et al., 2022; Ramesh et al., 2022). In particular, diffusion models (Ho et al., 2020; Dhariwal & Nichol, 2021; Ho et al., 2022b; Nichol et al., 2021; Nichol & Dhariwal, 2021; Rombach et al., 2022) have demonstrated their impressive ability to generate high-quality visual contents. Text-to-video generation, however, is more challenging, due to the complexities associated with intricate spatial-temporal dynamics.




Figure 1: *Left*: Existing text-to-video diffusion models such as Wang et al. (2023) often encounter challenges in generating high-quality videos that align with complex prompts. *Right*: Our training-free method LVD, when *applied on the same model*, allows the generation of realistic videos that closely align with the input text prompt.

\*Equal contribution.

†Equal advising.

Recent works (Singer et al., 2022; Blattmann et al., 2023; Khachatryan et al., 2023; Wang et al., 2023) have proposed text-to-video models that specifically aim to capture spatiotemporal dynamics. However, these methods still struggle to produce realistic spatial layouts or temporal dynamics that well align with the provided prompts, as illustrated in Fig. 1.

Despite the enormous challenge for a diffusion model to generate complex dynamics directly from text prompts, one possible workaround is to first generate the explicit spatiotemporal layouts from the prompts and then use the layouts to control the diffusion model. In fact, recent work (Lian et al., 2023; Feng et al., 2023; Phung et al., 2023) on text-to-image generation proposes to use Large Language Models (LLMs) (Wei et al., 2022; OpenAI, 2020; 2023) to generate spatial arrangement and use it to condition text-to-image models. These studies demonstrate that LLMs have the surprising capability of generating detailed and accurate coordinates of spatial bounding boxes of each object based on the text prompt, and the bounding boxes can then be utilized to control diffusion models, enhancing the generation of images with coherent spatial relationships. However, it has not been demonstrated if LLMs can generate dynamic scene layouts for videos on both spatial and temporal dimensions. The generation of such layouts is a much harder problem, since the object motion patterns often depend on both the physical properties (*e.g.*, gravity) and the object’s attributes (*e.g.*, elasticity vs rigidity).

In this paper, we show that LLMs can generate consequential spatiotemporal bounding boxes that are coherent with a given text prompt. These box sequences, termed Dynamic Scene Layouts (DSLs), serve as an intermediate representation bridging the gap between the text prompt and the video. We propose a simple yet effective attention-guidance algorithm that uses the DSLs to control the generation of object-level spatial relations and temporal dynamics in a training-free manner. The whole method, referred as LLM-grounded Video Diffusion (LVD), is illustrated in Fig. 2. As shown in Fig. 1, LVD generates videos with the specified temporal dynamics, object attributes, and spatial relationships, thereby substantially enhancing the quality of the generated content.

To systematically evaluate LVD’s ability to generate spatial layouts and temporal dynamics that align with the prompts, we propose a benchmark with five tasks, each requiring the understanding and generation of different spatial and temporal properties in the prompts. We show that LVD significantly improves the performance compared to several strong baseline models. We also evaluate LVD on common benchmarks such as UCF-101 (Soomro et al., 2012) and conducted an evaluator-based assessment, where LVD shows consistent and non-trivial improvements on both video quality and its alignment with text prompts. We will release code and benchmarks for future research.

**Contributions.** **1)** We show that text-only LLMs are able to generate dynamic scene layouts that generalize to previously unseen spatiotemporal sequences. **2)** We propose LLM-grounded Video Diffusion (LVD), the first training-free pipeline that leverages LLM-generated dynamic scene layouts for enhanced ability to generate videos from intricate text prompts. **3)** We introduce a benchmark for evaluating the alignment between input prompts and the videos generated by text-to-video models.

## 2 RELATED WORK

**Controllable diffusion models.** Diffusion models have made a huge success in content creation (Ramesh et al., 2022; Song & Ermon, 2019; Ho et al., 2022b; Liu et al., 2022; Ruiz et al., 2023; Nichol et al., 2021; Croitoru et al., 2023; Yang et al., 2022; Wu et al., 2022). ControlNet (Zhang et al., 2023) proposes an architectural design for incorporating spatial conditioning controls into large, pre-trained text-to-image diffusion models using neural networks. GLIGEN (Li et al., 2023) introduces gated attention adapters to take in additional grounding information for image generation. Shape-guided Diffusion (Huk Park et al., 2022) adapts pretrained diffusion models to respond to shape input provided by a user or inferred automatically from the text. Control-A-Video (Chen et al., 2023b) train models generate videos conditioned on a sequence of control signals, such as edge or depth maps. Despite the impressive progress made by these works, the challenge of employing these controllable diffusion models to generate videos with complex dynamics based solely on text prompts remains unresolved.

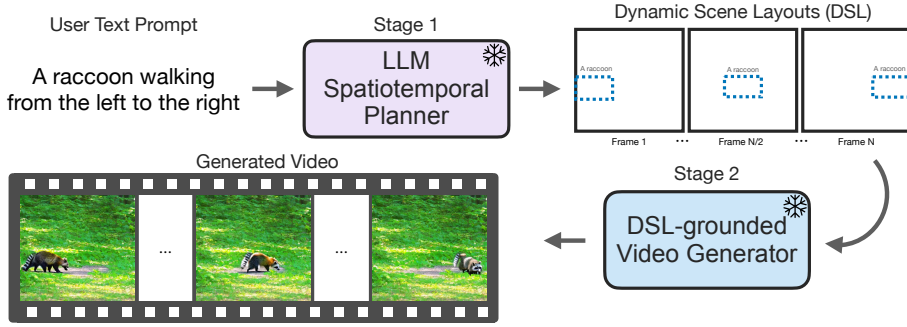


Figure 2: Our method LVD improves text-to-video diffusion models by turning the text-to-video generation into a two-stage pipeline. In stage 1, we introduce an LLM as the spatiotemporal planner that creates plans for video generation in the form of a dynamic scene layout (DSL). A DSL includes objects bounding boxes that are linked across the frames. In stage 2, we condition the video generation on the text and the DSL with our DSL-grounded video generator. Both stages are training-free: *LLMs and diffusion models are used off-the-shelf without updating the parameters*. By using DSL as an intermediate representation for text-to-video generation, LVD generates videos that align much better with the input prompts compared to its vanilla text-to-video model counterpart.

**Text-to-video generation.** Although there is a rich literature on video generation (Brooks et al., 2022; Castrejon et al., 2019; Denton & Fergus, 2018; Ge et al., 2022; Hong et al., 2022; Tian et al., 2021; Wu et al., 2021), text-to-video generation remains challenging since it requires the model to synthesize the video dynamics only based on text. Make-A-Video (Singer et al., 2022) breaks down the entire temporal U-Net (Ronneberger et al., 2015) and attention tensors, approximating them in both spatial and temporal domains, and establishes a pipeline for producing high-resolution videos. Imagen Video (Ho et al., 2022a) creates high-definition videos through a combination of a foundational video generation model and a series of interwoven spatial and temporal video super-resolution models. Video LDM (Blattmann et al., 2023) transforms the image generator into a video generator by adding a temporal dimension to the latent space diffusion model and refining it through training on encoded image sequences. Text2Video-Zero (Khachatryan et al., 2023) introduces two post-processing techniques for ensuring temporal consistency: encoding motion dynamics in latent codes and reprogramming frame-level self-attention with cross-frame attention mechanisms. However, these models still easily fail in generating reasonable video dynamics due to the lack of large-scale paired text-video training data that can cover diverse motion patterns and objects attributes, let alone the demanding computational cost to train with such large-scale datasets.

**Grounding and reasoning from large language models.** Several recent text-to-image models propose to feed the input text prompt into an LLM to obtain reasonable spatial bounding boxes and generate high-quality images conditioned on the boxes. LMD (Lian et al., 2023) proposes a training-free approach to guide a diffusion model using an innovative controller to produce images based on LLM-generated layouts. LayoutGPT (Feng et al., 2023) proposes a program-guided method to adopt LLMs for layout-oriented visual planning across various domains. Attention refocusing (Phung et al., 2023) introduces two innovative loss functions to realign attention maps in accordance with a specified layout. Collectively, these methods provide empirical evidence that the bounding boxes generated by the LLMs are both accurate and practical for controlling text-to-image generation. In light of these findings, our goal is to enhance the ability of text-to-video models to generate from prompts that entail complex dynamics. We aim to do this by exploring and harnessing the potential of LLMs in generating spatial and temporal video dynamics.

### 3 CAN LLM GENERATE SPATIOTEMPORAL DYNAMICS?

In this section, we explore the extent to which LLMs are able to produce spatiotemporal dynamics that correspond to a specified text prompt. We aim to resolve three questions in this investigation:

1. Can LLMs generate realistic dynamic scene layouts (DSLs) aligned with text prompts and discern when to apply specific physical properties?

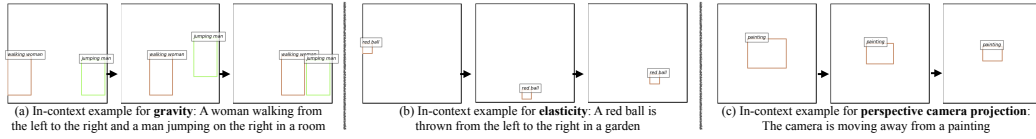


Figure 3: **In-context examples.** We propose to prompt the LLMs with *only one in-context example per key desirable property*. Example (a)/(b)/(c) demonstrates gravity/elasticity/perspective projection, respectively. In Section 3, we show LLMs are able to generate DSLs aligned with the query prompts with only these in-context examples, empowering downstream applications such as video generation.

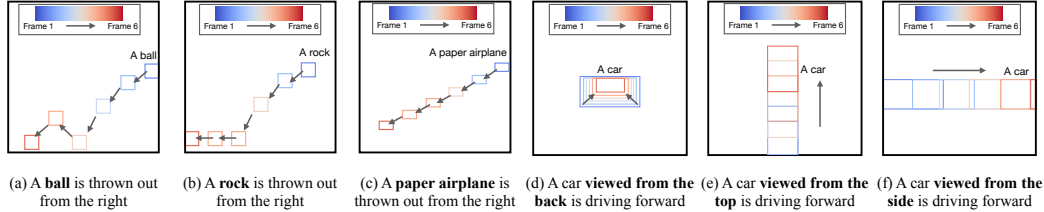


Figure 4: **DSLs generated by the LLM from input text prompts** with only in-context examples in Fig. 3. Remarkably, despite *not having any textual explanations on the applicability of each physical property*, the LLM discerns and applies them appropriately. (a,b) The LLM selectively applies the elasticity rule to the ball but not the rock, even though the attributes of a rock are never mentioned in the example. (c) The LLM infers world context from the examples and factors in air friction, which is not mentioned either, when plotting the paper airplane’s trajectory. (d-f) reveal the LLM’s inherent grasp of the role of viewpoint in influencing object dynamics, without explicit instructions in the examples. These discoveries suggest that *the LLM’s innate knowledge, embedded in its weights, drives this adaptability, rather than solely relying on the provided examples*.

2. Does the LLM’s knowledge of these properties come from its weights, or does the understanding of these concepts develop during inference on-the-fly?
3. Can LLMs generalize to broader world concepts and relevant properties based on the given examples that only entail limited key properties?

To prompt the LLM for dynamics generation, we query the LLM with a prompt that consists of two parts: task instructions in text and a few examples to illustrate the desired output and rules to follow. Following the prompt, we query the LLM to perform completion, hereby generating the dynamics.

**Task instructions.** We ask the LLM to act as a “video bounding box generator”. In the task setup, we outline task requirements like the coordinate system, canvas size, number of frames, and frame speed. We refer readers to our Appendix A.2 for the complete prompt.

**DSL Representation.** We ask the LLM to represent each generation’s dynamics using a Dynamic Scene Layout (DSL), which is a set of bounding boxes linked across the frames. LLMs are prompted to sequentially generate the boxes visible in each frame. Each box has a representation that includes the location and size of the box in numerical coordinates, as well as a keyword describing the enclosed object. Each box is also assigned with an identifier ID starting from 0 to indicate which object it contains, and boxes across frames are matched using their assigned IDs.

**In-context examples.** LLMs might not understand our need for real-world dynamics such as gravity in the DSL generation, which can lead to assumptions that may not align with our specific goals. To guide them correctly, we provide examples that highlight the desired physical properties for generating authentic spatiotemporal layouts. A key question arises: How many examples do LLMs need to generate realistic layouts, given they are not designed for real-world dynamics? One might assume they need numerous prompts to grasp the complex math behind box coordinates and real-world dynamics. Contrary to such intuition, we suggest presenting the LLM with a few examples demonstrating key physical properties and using *only one example for each desired property*. Surprisingly, this often suffices for LLMs to comprehend various aspects including physical properties and camera motions, empowering downstream applications such as video generation (Section 4). We also find that LLMs can extrapolate from provided examples to infer related properties that are not

explicitly mentioned. This means we do not need to list every desired property but just highlight a few main ones. Our in-context examples are visualized in Fig. 3, with more details in Appendix A.2.

**Reason before generation.** To improve the interpretability of the LLM output, we ask the LLM to output a brief statement of its reasoning before starting the box generation for each frame. To match the output format, we also include a reasoning statement in each in-context example. We refer readers to Appendix A.1 for examples and analysis of reasoning statements from the LLM.

**Investigation setup.** With the potential downstream application of video generation in mind, we categorize the desired physical properties into world properties and camera properties. Specifically, we examine gravity and object elasticity as world properties and perspective projection for camera properties. However, the surprising generalization capabilities indicate promising opportunities for LLMs to generalize to other uninvestigated properties. As displayed in Fig. 3, we provide the LLM with one example for each of the three properties. We then query the LLM with a few text prompts for both world properties and camera properties (see Fig. 4). We use GPT-4 (OpenAI, 2023) for investigation in this section. Additional models are explored in Section 5, confirming they exhibit similar capabilities.

**Discoveries.** We discovered that for various query scenarios, either seen or unseen, LLMs can leverage the prompts to create realistic and text-aligned DSLs. Notably, this ability is rooted in the LLM’s inherent knowledge, rather than solely relying on provided examples. For instance, given the ball example that shows the presence of elasticity in our desired world (Fig. 3(b)), LLM understands that the ball, when thrown, will hit the ground and bounce back (Fig. 4(a)), no matter whether it was thrown from the left (Fig. 3(b)) or right. Furthermore, LLM is able to generalize to objects with different elasticity. For example, switching the ball with a rock without updating in-context examples (Fig. 4(b)), LLM recognizes that rocks are not elastic, hence they do not bounce, but they still obey gravity and fall. This understanding is reached *without explicit textual cues about the object’s nature in either our instructions or our examples*. Since this ability is not derived from the input prompt, it must originate from the LLM’s weights. To illustrate our point further, we show the LLM that the “imagined camera” follows the principle of perspective geometry in Fig. 3(c): as the camera moves away from a painting, the painting appears smaller. We then test the LLM with a scenario not directly taught by our examples, as shown in Fig. 4(e,f). Even without explicit explanations about how perspective geometry varies with camera viewpoint and object motion, the LLM can grasp the concept. If the car’s forward movement is perpendicular to the direction that the camera is pointing at, perspective geometry does not apply.

More compellingly, by setting the right context of the imagined world, *LLMs can make logical extensions to properties not specified in the instructions or examples*. As shown in Fig. 4(d), the LLM recognizes that the principles of perspective geometry applies not just when a camera moves away from a static object (introduced in Fig. 3(c)), but also when objects move away from a stationary camera. This understanding extends beyond our given examples. As seen in Fig. 4(c), even without explicit mention of air friction, the LLM takes it into account for a paper airplane and generates a DSL in which the paper airplane is shown to fall slower and glide farther than other objects. This indicates that our examples help establish a framework or world for the LLM, removing the need for exhaustive prompts for every possible scenario. LLMs also demonstrate understanding of buoyancy and animals’ moving patterns to generate realistic DSLs for Fig. 1 in the reasoning statements. We refer the readers to these statements in Appendix A.1.

These observations indicate that GPT-4 is able to successfully generate DSLs aligned with complex prompts given only the three in-context examples in Fig. 3. We therefore use these in-context examples unless stated otherwise and present further quantitative and qualitative analysis in Section 5.

## 4 DSL-GROUNDED VIDEO GENERATION

Leveraging the capability of LLMs to generate DSLs consistent with textual prompts, we introduce an algorithm for directing video synthesis based on these DSLs. Our DSL-grounded video generator directs an off-the-shelf text-to-video diffusion model to generate videos that are consistent with both the text prompt and the given DSL. Our method does not require updating the weights of the diffusion models (*e.g.* fine-tuning), which relieves it from the potential need of instance-annotated images or videos and the potential catastrophic forgetting incurred by training.




Figure 5: **Videos generated by our method LVD** from the DSLs in Fig. 4. Our approach generates videos that correctly align with input text prompts. (a-c) show various objects thrown from the right to the left. (d-f) depict objects of the same type viewed from different viewpoints.

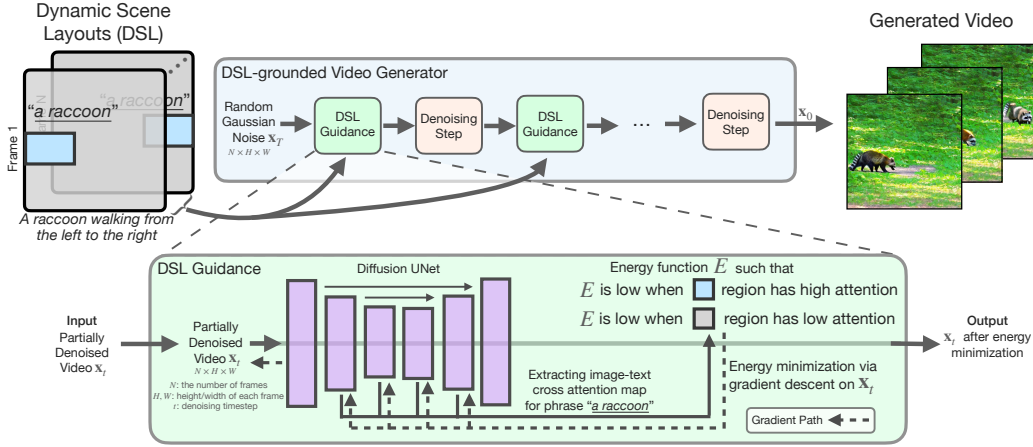


Figure 6: **Our DSL-grounded video generator** generates videos from a DSL using existing text-to-video diffusion models augmented with appropriate DSL guidance. In this stage, our method alternates between DSL guidance steps and denoising steps. While the denoising steps gradually denoises the random video-shaped Gaussian noise to form clean videos, our DSL guidance steps ensure that the denoised videos also satisfy our DSL constraints. We designed an energy function that is minimized when the text-to-image cross-attention maps have high values within the box area and have low values outside of the box w.r.t. the box name from the LLM. In the DSL guidance step, our method minimizes the energy function  $E$  by back-propagating to the partially denoised video and performing gradient descent on it, hereby steering the generation to follow the constraints.

A text-to-video diffusion model (e.g., Wang et al. (2023)) generates videos by taking in a 3D random Gaussian noise of shape  $N \times H \times W$ , where  $N$  is the number of frames. The backbone network (typically a U-Net (Ronneberger et al., 2015)) iteratively denoises the input based on the output from the previous time step as well as the text prompt, and the text-conditioning is achieved with cross-attention layers that integrate text information into latent features. For each frame, we denote the cross-attention map from a latent layer to the object name in the text prompt by  $A \in \mathbb{R}^{H \times W}$ , where  $H$  and  $W$  are the height and width of the latent feature map. For brevity, we ignore the indices for diffusion steps, latent layers, frames and objects. The cross-attention map typically highlights positions where objects are generated while remaining low elsewhere.

As illustrated in Fig. 6, to make sure an object is generated in and moves with the given DSL, we encourage the cross-attention map to concentrate within the corresponding bounding box while having low values outside the box. To achieve this, we turn each box of the DSL into a mask  $M \in \mathbb{R}^{H \times W}$ , where the values are 1s inside the bounding box and 0s outside the box. We then define an energy function  $E = -\text{Topk}(A \cdot M) + \text{Topk}(A \cdot (1 - M))$ , where  $\cdot$  is element-wise multiplication, and  $\text{Topk}$  takes the average of top-k values in a matrix. Intuitively, minimizing this energy encourages at least k high attention values inside the bounding box, while having only low values outside the box.

To minimize the energy, we add a DSL guidance step before each diffusion step where we calculate the gradient of the energy w.r.t. the partially denoised video for each frame and each object, and

Table 1: **Evaluation of the generated DSLs.** Our LLM spatiotemporal planner is able to generate layouts that align well with the spatiotemporal dynamics requirements in several types of prompts.

Method	Numeracy	Attribution	Visibility	Dynamics	Sequential	Average
Retrieval-based	30%	0%	0%	0%	0%	6%
LVD (GPT3.5)	100%	100%	100%	50%	0%	70%
LVD (GPT4)	100%	100%	100%	100%	90%	98%
+ additional retrieval examples	100%	100%	100%	100%	85%	97%

Table 2: **Detection-based evaluation of the generated videos.** Videos generated by LVD follow the spatiotemporal layouts specified in the prompts much better than the baseline methods.

Method	Layout Control	Numeracy	Attribution	Visibility	Dynamics	Sequential	Average
ModelScope	✗	0%	65%	0%	15%	0%	16%
Retrieval-based	✓	10%	80%	0%	10%	0%	20%
LVD (GPT3.5)	✓	<b>50%</b>	<b>100%</b>	35%	45%	0%	46%
LVD (GPT4)	✓	45%	<b>100%</b>	<b>50%</b>	<b>60%</b>	<b>35%</b>	<b>58%</b>

update the partially denoised video by gradient descent with classifier guidance (Dhariwal & Nichol, 2021; Chen et al., 2023a; Lian et al., 2023; Phung et al., 2023; Xie et al., 2023; Epstein et al., 2023).

In this way, we are able to control video generation with DSL and completes the LVD pipeline of text prompt  $\rightarrow$  DSL  $\rightarrow$  video. In Fig. 5, we show that our DSL-grounded video generator can generate realistic videos represented by the DSLs in Fig. 4.

## 5 EVALUATION

**Setup.** We select ModelScope (Wang et al., 2023) as our base video diffusion model and apply LVD on top of it. In addition to comparing LVD with the ModelScope baseline without DSL guidance, we also evaluate LVD against a retrieval-based baseline. Given a text prompt, this baseline performs nearest neighbor retrieval from a large-scale video captioning dataset WebVid-2M (Bain et al., 2021) based on the text similarity between the prompt and the captions, and runs an object tracking model on the video to get the DSLs. We also compare generated video quality with previous video generation methods (*e.g.*, Singer et al. (2022) and Blattmann et al. (2023)).

**Benchmarks.** To evaluate the alignment of the generated DSLs and videos with text prompts, we propose a benchmark comprising five tasks: generative numeracy, attribute binding, visibility, spatial dynamics, and sequential actions. Each task contains 20 programmatically generated prompts that can be verified given DSL generations or detected bounding boxes using a rule-based metric. Additionally, we utilize an off-the-shelf video-text similarity metric (Bain et al., 2021) to test the similarity between generated video and text prompt. We then report the success rate of how many videos follow the text prompts. Furthermore, we adopt the benchmarks (UCF-101 (Soomro et al., 2012) and MSR-VTT (Xu et al., 2016)) as referenced in literature (Blattmann et al., 2023; Singer et al., 2022) to evaluate the quality of video generation. We also conduct an evaluator-based assessment as well. We refer readers to the appendix for details about our evaluation setup and proposed benchmarks.

### 5.1 EVALUATION OF GENERATED DSLS

We evaluate the alignment between the DSLs generated by LLM and the text prompts. The results of our benchmark are presented in Table 1. We first compare with a baseline model that directly outputs the layout of the closest retrieved video as the DSL without an LLM involved. For this baseline, we use Li et al. (2021) to extract the bounding boxes for the entities in the captions of the retrieved videos. Its low performance indicates that nearest neighbor retrieval based on text similarity often fails to locate a video that matches the same spatiotemporal object layouts. In contrast, our method generates DSLs that align much better with the query prompts, where using GPT-3.5 gives an average accuracy of 70% and using GPT-4 can achieve a remarkable accuracy of 98%. These results highlight that current text-only LLMs are able to generate spatiotemporal layouts based solely on a text prompt. Notably, only three in-context examples in Fig. 3 are used throughout the evaluation. To determine if incorporating more relevant examples could potentially enhance the performance, we experimented with adding further samples from retrieval. However, these additional examples did not yield any

Table 3: **Video quality evaluation.** Lower FVD scores are better. † indicates our replication of the results. LVD is able to generate videos with higher quality than ModelScope on both benchmarks.

Method	FVD@UCF-101 (↓)	FVD@MSR-VTT (↓)
CogVideo (Chinese) (Hong et al., 2022)	751	-
CogVideo (English) (Hong et al., 2022)	702	1294
MagicVideo (Zhou et al., 2022)	699	1290
Make-A-Video (Singer et al., 2022)	367	-
VideoLDM (Blattmann et al., 2023)	551	-
ModelScope (Wang et al., 2023)	-	550
ModelScope†	960	545
ModelScope w/ LVD	<b>861</b>	<b>521</b>

Table 4: **Video-text similarity comparison.** LVD generates videos that have higher similarity scores to the input text prompts.

Method	ModelScope	Retrieval-based	LVD (GPT3.5)	LVD (GPT4)
Average Similarity	0.47	0.46	0.51	<b>0.52</b>

further benefits, underscoring the LLM’s robust few-shot generalization capabilities and confirming the validity of using only one example per key physical property. We noticed that GPT-3.5 struggles with sequential tasks. While it typically begins correctly, it frequently either skips one of the two actions or executes them simultaneously. In comparison, GPT-4 largely avoids these issues.

## 5.2 EVALUATION OF GENERATED VIDEOS

**Evaluation of video-text alignment.** We now assess whether the generated videos adhere to the spatial layouts and temporal dynamics described in the text prompts. For evaluation, we also use the rule-based method, with boxes from detector Minderer et al. (2022). In addition to the ModelScope baseline without layout control, we also propose another baseline that directly uses the layouts of retrieved videos to condition the video generation. With results presented in Table 2, ModelScope underperforms in most of the scenarios and is completely unable to generate videos in three of the five tasks. While the retrieval-based method offers slight improvements over ModelScope, the retrieved layouts remain subpar. On the other hand, LVD significantly outperforms both baselines by a large margin, suggesting that the generated DSLs align well with the prompts and the effectiveness of the proposed LVD pipeline. We also employ a video-text similarity metric (Bain et al., 2021) to evaluate the video-text alignment. The results, presented in Table 4, are consistent with the observations above, where LVD brings notable improvements over the baselines.

**Evaluation of video quality.** Since our primary objective is to generate videos that align with intricate text prompts without additional training, video quality is not the key metric to demonstrate the efficacy of our method. However, to compare with previous arts, we evaluate the video quality through FVD score on two common benchmarks: UCF-101 and MSR-VTT. Both benchmarks feature videos of complex human actions or real-world motion. The FVD score measures if the generated videos have the same distribution as the dataset. The results in Table 3 show that LVD improves the generation quality compared to the ModelScope baseline on both datasets, suggesting our method can produce actions and motions that are visually more similar to real-world videos. The video quality from ModelScope and LVD is better other models such as VideoLDM and Make-A-Video on MSR-VTT, while being worse on UCF-101, possibly because they are trained on different data.

**Visualizations.** In Fig. 7, we show our video generation results along with baseline Modelscope. LVD consistently outperforms the base model in terms of generating the correct number of objects, managing the introduction of objects in the middle of the video, and following the sequential directions specified in the prompt. In addition, LVD is also able to handle descriptions of multiple objects well. For example, in Fig. 7(b), while ModelScope assigns the color word for the dog to a ball, LVD precisely captures both the blue dog and the brown ball in the generation.

**Evaluator-based assessment.** To further validate the quality of videos generated with LVD, we conducted an evaluator-based assessment. We asked two questions to 10 participants about each






Figure 7: Despite not aiming for each individual aspect of the quality improvement, LVD generates videos that align much better with the input prompts in several tasks that require numerical, temporal, and 3D spatial reasoning. Best viewed when zoomed in.

Table 5: **Assessment based on human evaluators.** Despite sharing *the same diffusion weights* as the baseline model (Wang et al., 2023), our method is preferred significantly more often.

Question	Baseline	LVD	Similar
<i>Which video aligns better with the text prompt?</i>	3.2%	<b>85.8%</b>	12.6%
<i>Which video has better quality?</i>	14.5%	<b>66.0%</b>	19.5%

of the 20 pairs of videos randomly selected from our benchmark: “Which video aligns better with the text prompt?” and “Which video has better quality?”. Each set is composed of two videos, one generated by baseline and the other by LVD. We randomly shuffled the videos within each set. For each question, the options are “Video #1”, “Video #2”, and “Similar”. We show the averaged score in Table 5. LVD holds a substantial edge over the baselines. In 96.8% of alignment cases and 85.5% of visual quality cases, the evaluators indicate that LVD outperforms or is at least on par with the baseline model. This highlights that LVD brings about a significant enhancement in the performance of baseline video diffusion models in both the alignment and visual quality.

## 6 DISCUSSION AND FUTURE WORK

In this work, we propose LLM-grounded Video Diffusion (LVD) to enhance the capabilities of text-to-video diffusion models to handle complex prompts without any LLM or diffusion model parameter updates. Although LVD demonstrates substantial enhancement over prior methods, there is still potential for further improvement. For example, as shown in the Appendix A.4, LVD inherits limitations from the base model (ModelScope (Wang et al., 2023)), when it comes to synthesizing

objects or artistic styles it struggles with, such as cartoon images. We anticipate that techniques like LoRA fine-tuning (Hu et al., 2021) could help mitigate such challenges and leave this exploration for future research. Our aim is for this research to establish a robust foundation for advancing text-to-video generation, with potential extensions to control finer-grained properties, including human poses, for generating complex motion dynamics.

#### REPRODUCIBILITY STATEMENT

We mainly apply and evaluate our method on open-sourced model ModelScope (Wang et al., 2023), allowing the reproduction of results in this work. We present our prompts for DSL generation in Appendix A.2. We present implementation and benchmarking details in Appendix A.3. We will also release code and benchmarks for reproducibility and future research.

## REFERENCES

- Max Bain, Arsha Nagrani, Gül Varol, and Andrew Zisserman. Frozen in time: A joint video and image encoder for end-to-end retrieval. In *Proceedings of the IEEE/CVF International Conference on Computer Vision*, pp. 1728–1738, 2021.
- Andreas Blattmann, Robin Rombach, Huan Ling, Tim Dockhorn, Seung Wook Kim, Sanja Fidler, and Karsten Kreis. Align your latents: High-resolution video synthesis with latent diffusion models. In *Proceedings of the IEEE/CVF Conference on Computer Vision and Pattern Recognition*, pp. 22563–22575, 2023.
- Tim Brooks, Janne Hellsten, Miika Aittala, Ting-Chun Wang, Timo Aila, Jaakko Lehtinen, Ming-Yu Liu, Alexei Efros, and Tero Karras. Generating long videos of dynamic scenes. *Advances in Neural Information Processing Systems*, 35:31769–31781, 2022.
- Luis Castrejon, Nicolas Ballas, and Aaron Courville. Improved conditional vrns for video prediction. In *Proceedings of the IEEE/CVF international conference on computer vision*, pp. 7608–7617, 2019.
- Minghao Chen, Iro Laina, and Andrea Vedaldi. Training-free layout control with cross-attention guidance. *arXiv preprint arXiv:2304.03373*, 2023a.
- Weifeng Chen, Jie Wu, Pan Xie, Hefeng Wu, Jiashi Li, Xin Xia, Xuefeng Xiao, and Liang Lin. Control-a-video: Controllable text-to-video generation with diffusion models, 2023b.
- Florinel-Alin Croitoru, Vlad Hondru, Radu Tudor Ionescu, and Mubarak Shah. Diffusion models in vision: A survey. *IEEE Transactions on Pattern Analysis and Machine Intelligence*, 2023.
- Emily Denton and Rob Fergus. Stochastic video generation with a learned prior. In *International conference on machine learning*, pp. 1174–1183. PMLR, 2018.
- Prafulla Dhariwal and Alexander Nichol. Diffusion models beat gans on image synthesis. *Advances in neural information processing systems*, 34:8780–8794, 2021.
- Dave Epstein, Allan Jabri, Ben Poole, Alexei A Efros, and Aleksander Holynski. Diffusion self-guidance for controllable image generation. *arXiv preprint arXiv:2306.00986*, 2023.
- Weixi Feng, Wanrong Zhu, Tsu-jui Fu, Varun Jampani, Arjun Akula, Xuehai He, Sugato Basu, Xin Eric Wang, and William Yang Wang. Layoutgpt: Compositional visual planning and generation with large language models. *arXiv preprint arXiv:2305.15393*, 2023.
- Songwei Ge, Thomas Hayes, Harry Yang, Xi Yin, Guan Pang, David Jacobs, Jia-Bin Huang, and Devi Parikh. Long video generation with time-agnostic vqgan and time-sensitive transformer. In *European Conference on Computer Vision*, pp. 102–118. Springer, 2022.
- Jonathan Ho, Ajay Jain, and Pieter Abbeel. Denoising diffusion probabilistic models. *Advances in neural information processing systems*, 33:6840–6851, 2020.
- Jonathan Ho, William Chan, Chitwan Saharia, Jay Whang, Ruiqi Gao, Alexey Gritsenko, Diederik P Kingma, Ben Poole, Mohammad Norouzi, David J Fleet, et al. Imagen video: High definition video generation with diffusion models. *arXiv preprint arXiv:2210.02303*, 2022a.
- Jonathan Ho, Chitwan Saharia, William Chan, David J Fleet, Mohammad Norouzi, and Tim Salimans. Cascaded diffusion models for high fidelity image generation. *The Journal of Machine Learning Research*, 23(1):2249–2281, 2022b.
- Wenyi Hong, Ming Ding, Wendi Zheng, Xinghan Liu, and Jie Tang. Cogvideo: Large-scale pretraining for text-to-video generation via transformers. *arXiv preprint arXiv:2205.15868*, 2022.
- Edward J Hu, Yelong Shen, Phillip Wallis, Zeyuan Allen-Zhu, Yuanzhi Li, Shean Wang, Lu Wang, and Weizhu Chen. Lora: Low-rank adaptation of large language models. *arXiv preprint arXiv:2106.09685*, 2021.

- Dong Huk Park, Grace Luo, Clayton Toste, Samaneh Azadi, Xihui Liu, Maka Karalashvili, Anna Rohrbach, and Trevor Darrell. Shape-guided diffusion with inside-outside attention. *arXiv e-prints*, pp. arXiv-2212, 2022.
- Levon Khachatryan, Andranik Movsisyan, Vahram Tadevosyan, Roberto Henschel, Zhangyang Wang, Shant Navasardyan, and Humphrey Shi. Text2video-zero: Text-to-image diffusion models are zero-shot video generators. *arXiv preprint arXiv:2303.13439*, 2023.
- Liunian Harold Li, Pengchuan Zhang, Haotian Zhang, Jianwei Yang, Chunyuan Li, Yiwu Zhong, Lijuan Wang, Lu Yuan, Lei Zhang, Jenq-Neng Hwang, et al. Grounded language-image pre-training. 2022 ieee. In *CVF Conference on Computer Vision and Pattern Recognition (CVPR)*, pp. 10955–10965, 2021.
- Yuheng Li, Haotian Liu, Qingyang Wu, Fangzhou Mu, Jianwei Yang, Jianfeng Gao, Chunyuan Li, and Yong Jae Lee. Gligen: Open-set grounded text-to-image generation. In *Proceedings of the IEEE/CVF Conference on Computer Vision and Pattern Recognition*, pp. 22511–22521, 2023.
- Long Lian, Boyi Li, Adam Yala, and Trevor Darrell. Llm-grounded diffusion: Enhancing prompt understanding of text-to-image diffusion models with large language models. *arXiv preprint arXiv:2305.13655*, 2023.
- Nan Liu, Shuang Li, Yilun Du, Antonio Torralba, and Joshua B Tenenbaum. Compositional visual generation with composable diffusion models. In *European Conference on Computer Vision*, pp. 423–439. Springer, 2022.
- Cheng Lu, Yuhao Zhou, Fan Bao, Jianfei Chen, Chongxuan Li, and Jun Zhu. Dpm-solver: A fast ode solver for diffusion probabilistic model sampling in around 10 steps. *Advances in Neural Information Processing Systems*, 35:5775–5787, 2022a.
- Cheng Lu, Yuhao Zhou, Fan Bao, Jianfei Chen, Chongxuan Li, and Jun Zhu. Dpm-solver++: Fast solver for guided sampling of diffusion probabilistic models. *arXiv preprint arXiv:2211.01095*, 2022b.
- Matthias Minderer, Alexey Gritsenko, Austin Stone, Maxim Neumann, Dirk Weissenborn, Alexey Dosovitskiy, Aravindh Mahendran, Anurag Arnab, Mostafa Dehghani, Zhuoran Shen, et al. Simple open-vocabulary object detection. In *European Conference on Computer Vision*, pp. 728–755. Springer, 2022.
- Alex Nichol, Prafulla Dhariwal, Aditya Ramesh, Pranav Shyam, Pamela Mishkin, Bob McGrew, Ilya Sutskever, and Mark Chen. Glide: Towards photorealistic image generation and editing with text-guided diffusion models. *arXiv preprint arXiv:2112.10741*, 2021.
- Alexander Quinn Nichol and Prafulla Dhariwal. Improved denoising diffusion probabilistic models. In *International Conference on Machine Learning*, pp. 8162–8171. PMLR, 2021.
- OpenAI. Language models like gpt-3. <https://openai.com/research/gpt-3>, 2020.
- R OpenAI. Gpt-4 technical report. *arXiv*, pp. 2303–08774, 2023.
- Quynh Phung, Songwei Ge, and Jia-Bin Huang. Grounded text-to-image synthesis with attention refocusing. *arXiv preprint arXiv:2306.05427*, 2023.
- Aditya Ramesh, Prafulla Dhariwal, Alex Nichol, Casey Chu, and Mark Chen. Hierarchical text-conditional image generation with clip latents. *arXiv preprint arXiv:2204.06125*, 1(2):3, 2022.
- Robin Rombach, Andreas Blattmann, Dominik Lorenz, Patrick Esser, and Björn Ommer. High-resolution image synthesis with latent diffusion models. In *Proceedings of the IEEE/CVF conference on computer vision and pattern recognition*, pp. 10684–10695, 2022.
- Olaf Ronneberger, Philipp Fischer, and Thomas Brox. U-net: Convolutional networks for biomedical image segmentation. In *Medical Image Computing and Computer-Assisted Intervention—MICCAI 2015: 18th International Conference, Munich, Germany, October 5-9, 2015, Proceedings, Part III 18*, pp. 234–241. Springer, 2015.

- Nataniel Ruiz, Yuanzhen Li, Varun Jampani, Yael Pritch, Michael Rubinstein, and Kfir Aberman. Dreambooth: Fine tuning text-to-image diffusion models for subject-driven generation. In *Proceedings of the IEEE/CVF Conference on Computer Vision and Pattern Recognition*, pp. 22500–22510, 2023.
- Chitwan Saharia, William Chan, Saurabh Saxena, Lala Li, Jay Whang, Emily L Denton, Kamyar Ghasemipour, Raphael Gontijo Lopes, Burcu Karagol Ayan, Tim Salimans, et al. Photorealistic text-to-image diffusion models with deep language understanding. *Advances in Neural Information Processing Systems*, 35:36479–36494, 2022.
- Uriel Singer, Adam Polyak, Thomas Hayes, Xi Yin, Jie An, Songyang Zhang, Qiyuan Hu, Harry Yang, Oron Ashual, Oran Gafni, et al. Make-a-video: Text-to-video generation without text-video data. *arXiv preprint arXiv:2209.14792*, 2022.
- Yang Song and Stefano Ermon. Generative modeling by estimating gradients of the data distribution. *Advances in neural information processing systems*, 32, 2019.
- Khurram Soomro, Amir Roshan Zamir, and Mubarak Shah. A dataset of 101 human action classes from videos in the wild. *Center for Research in Computer Vision*, 2(11), 2012.
- Yu Tian, Jian Ren, Menglei Chai, Kyle Olszewski, Xi Peng, Dimitris N Metaxas, and Sergey Tulyakov. A good image generator is what you need for high-resolution video synthesis. *arXiv preprint arXiv:2104.15069*, 2021.
- Jiuniu Wang, Hangjie Yuan, Dayou Chen, Yingya Zhang, Xiang Wang, and Shiwei Zhang. Mod-elscope text-to-video technical report. *arXiv preprint arXiv:2308.06571*, 2023.
- Jason Wei, Yi Tay, Rishi Bommasani, Colin Raffel, Barret Zoph, Sebastian Borgeaud, Dani Yogatama, Maarten Bosma, Denny Zhou, Donald Metzler, et al. Emergent abilities of large language models. *arXiv preprint arXiv:2206.07682*, 2022.
- Chenfei Wu, Lun Huang, Qianxi Zhang, Binyang Li, Lei Ji, Fan Yang, Guillermo Sapiro, and Nan Duan. Godiva: Generating open-domain videos from natural descriptions. *arXiv preprint arXiv:2104.14806*, 2021.
- Jay Zhangjie Wu, Yixiao Ge, Xintao Wang, Weixian Lei, Yuchao Gu, Wynne Hsu, Ying Shan, Xiaohu Qie, and Mike Zheng Shou. Tune-a-video: One-shot tuning of image diffusion models for text-to-video generation. *arXiv preprint arXiv:2212.11565*, 2022.
- Jinheng Xie, Yuexiang Li, Yawen Huang, Haozhe Liu, Wentian Zhang, Yefeng Zheng, and Mike Zheng Shou. Boxdiff: Text-to-image synthesis with training-free box-constrained diffusion. *arXiv preprint arXiv:2307.10816*, 2023.
- Jun Xu, Tao Mei, Ting Yao, and Yong Rui. Msr-vtt: A large video description dataset for bridging video and language. In *Proceedings of the IEEE conference on computer vision and pattern recognition*, pp. 5288–5296, 2016.
- Ling Yang, Zhilong Zhang, Yang Song, Shenda Hong, Runsheng Xu, Yue Zhao, Yingxia Shao, Wentao Zhang, Bin Cui, and Ming-Hsuan Yang. Diffusion models: A comprehensive survey of methods and applications. *arXiv preprint arXiv:2209.00796*, 2022.
- Lvmin Zhang, Anyi Rao, and Maneesh Agrawala. Adding conditional control to text-to-image diffusion models, 2023.
- Daquan Zhou, Weimin Wang, Hanshu Yan, Weiwei Lv, Yizhe Zhu, and Jiashi Feng. Magicvideo: Efficient video generation with latent diffusion models. *arXiv preprint arXiv:2211.11018*, 2022.

## A APPENDIX

### A.1 REASONING STATEMENTS FROM GPT-4

As described in Section 3, we ask the model to output a reasoning statement for interpretability. We present examples of the reasoning statements for DSL generation in Table 6. The corresponding DSLs and generated videos are presented in Fig. 4, Fig. 1, and Fig. 5. The first three statements are from ChatGPT web interface. The last four statements are from OpenAI API. All statements are from GPT-4.

These statements provide useful insights about why GPT-4 generates these DSLs in specific ways. For example, the first reasoning statement indicates that GPT-4 takes the flying pattern of birds into account. The second statement shows that GPT-4 applies the buoyancy for the wooden barrel. GPT-4 also considers the reaction of the cat in the third statement. For the fourth statement, GPT-4 demonstrates its understanding that the rock, unlike the ball provided in the in-context example, does not bounce (note that our y-coordinate is top-to-bottom as introduced in the text instructions, so it is correct that the y-coordinate increases).

Interestingly, we observe that GPT-4 with ChatGPT web interface often outputs longer reasoning statements compared to GPT-4 called with APIs. We hypothesize that GPT-4 used in ChatGPT interface has prompts encouraging more explanations rather than following the patterns in the examples.

### A.2 OUR PROMPTS AND IN-CONTEXT EXAMPLES FOR DSL GENERATION

We present our prompt for DSL generation in Table 7. To generate DSLs, we replace the “User Text Prompt for DSL Generation” in the template with the text query that we would like to generate DSLs from and pass the prompt to an LLM. We use the chat completion API<sup>1</sup> for both GPT-3.5 and GPT-4. For API calls, line 1-3 are assigned with role “system”. Each caption line in the in-context examples and user query are assigned with role “user”. The example outputs are assigned with role “assistant”. The final “Reasoning line” is omitted. For querying through ChatGPT web interface<sup>2</sup>, we do not distinguish the roles of different lines. Instead, we merge all the lines into one message. The benchmarks are conducted by querying the GPT-4 through the API calls. The visualizations in Fig. 1 are conducted by querying the GPT-4 through the ChatGPT web interface (with horizontal videos generated by Zeroscope<sup>3</sup>, a model fine-tuned from ModelScope optimized for horizontal video generation).

### A.3 DETAILS ABOUT OUR SETUP AND BENCHMARKS

**Setup.** Since our method is training-free, we introduce our inference setup in this section. During inference, we use DPMSolverMultiStep scheduler (Lu et al., 2022a;b) to denoise 40 steps for each generation. We use the same hyperparams as the baselines, except that we employ DSL guidance. For ModelScope (Wang et al., 2023) and zeroscope, we generate  $512 \times 512/576 \times 320$  videos of 16/24 frames, respectively. For DSL guidance, we scale our energy function by a factor of 5. We perform DSL guidance 5 times per step only in the first 10 steps to allow the model to freely adjust the details generated in the later steps. We apply a background weight of 4.0 and a foreground weight of 1.0 to each of the terms in the energy function, respectively. The  $k$  in Top $k$  was selected by counting 75% of the positions in the foreground/background in the corresponding term, inspired by previous work for image generation (Xie et al., 2023). The “learning rate” for the gradient descent follows  $\sqrt{1 - \hat{\alpha}_t}$  for each denoising step  $t$ , where the notations are introduced in (Dhariwal & Nichol, 2021).

**Proposed benchmark.** To evaluate the alignment of the generated DSLs and videos with text prompts, we propose a benchmark comprising five tasks: generative numeracy, attribute binding, visibility, spatial dynamics, and sequential actions. Each task contains 20 programmatically generated prompts that can be verified given DSL generations or detected bounding boxes using a rule-based metric, with 100 text prompts in total.

<sup>1</sup><https://platform.openai.com/docs/guides/gpt/chat-completions-api>

<sup>2</sup><https://chat.openai.com/>

<sup>3</sup>[https://huggingface.co/cerspense/zeroscope\\_v2\\_576w](https://huggingface.co/cerspense/zeroscope_v2_576w)

The generative numeracy prompts are generated from template A realistic lively video of a scene with [number] [object type], where object types are sampled from ['car', 'cat', 'bird', 'ball', 'dog'].

The attribute binding prompts are generated from template A realistic lively video of a scene with a [color1] [object type1] and a [color2] [object type2] where colors are sampled from ['red', 'orange', 'yellow', 'green', 'blue', 'purple', 'pink', 'brown', 'black', 'white', 'gray'].

The visibility prompts are generated from template A realistic lively video of a scene in which a [object type] appears only in the [first/second] half of the video.

The spatial dynamics prompts are generated from template A realistic lively video of a scene with a [object type] moving from the [left/right] to the [right/left] and template A realistic lively video of a scene with a [object type1] moving from the [left/right] of a [object type2] to its [right/left].

The sequential actions prompts are generated from template A realistic lively video of a scene in which a [object type1] initially on the [location1] of the scene. It first moves to the [location2] of the scene and then moves to the [location3] of the scene. The three locations are sampled from [('lower left', 'lower right', 'upper right'), ('lower left', 'upper left', 'upper right'), ('lower right', 'lower left', 'upper left'), ('lower right', 'upper right', 'upper left')].

We will release the benchmarking prompts as well code for evaluation to facilitate future research.

**UCF-101 and MSR-VTT benchmarks.** For evaluation on UCF-101, we first generate a template prompt for each class, use LLM to generate 5 sets of layouts for each prompt, and generate 2k videos from all the prompts following the class distribution of the training set. We then calculate the FVD score with the training set of UCF-101. The video resolution is 128x128. For evaluation on MSR-VTT, we use LLM to generate layout for each caption of each video in the test set, which contains 2990 videos. We then generate videos for each caption and calculate the FVD score with the test set videos.

#### A.4 FAILURE CASES

As shown in Fig. 8 (left), the base model (Wang et al., 2023) does not generate high-quality cartoons for “an apple moving from the left to the right”, with the apples in a weird shape as well as random textures in the background. Although our model is able guide the motion of the apple generation with DSL-guidance, shown in Fig. 8 (right), our model still inherits the other problems that are present in the baseline generation. Techniques that can be used for enhancing the ability for domain-specific generation such as performing LoRA fine-tuning (Hu et al., 2021) on the diffusion models may alleviate such issues. Since the scope of this work does not include fine-tuning diffusion models for higher quality generation, we leave the investigation to future work.

Another failure case is shown in Fig. 9, in which the DSL grounding process actually minimizes the energy function in an unexpected way. Instead of moving the barrel to the right in order to render the drifting effect, the model attempts to hide the barrel on the left with leaves and pop a barrel up from the water to reach the desired energy minimization effect in the DSL grounding process. Reducing the ambiguity caused by cross-attention-based control is needed to resolve this problem. We leave its investigation as a future direction.

Table 6: Reasoning statements from GPT-4.

Query Prompt	LLM Reasoning statements
1 A bird is flying from the left to the right	A bird flying from left to right will have its x-coordinate steadily increasing. Birds tend to fly in a somewhat leveled manner, but they can have slight vertical movements (up and down) due to flapping or gliding. Given the short timeframe of six frames, we'll assume the bird has a slight upward movement initially and then a glide downward, reflecting a flap-glide pattern typical for many birds.
2 A wooden barrel is drifting on a river	A wooden barrel drifting on a river will follow the flow direction, typically moving from left to right or right to left. The barrel, being buoyant, will remain on the surface and will be subjected to the river's currents. As such, the x-coordinate of the barrel will change, indicating its drift, but its y-coordinate will remain largely consistent since it is floating on the surface. For simplicity, let's assume the river flows from left to right.
3 A raccoon is walking towards a cat	The raccoon starts from one side and moves closer to the cat. As both the raccoon and the cat are made larger, their bounding boxes will be more extensive. The raccoon's x-coordinate should increase and it should get closer to the x-coordinate of the cat. The cat might be stationary at first, but as the raccoon approaches, it might move backward a bit due to its natural instinct to maintain a distance. Both the raccoon and the cat will have a constant y-coordinate because they are on the same ground level.
4 A rock is thrown out from the right	A rock is thrown from the right, so its x-coordinate should decrease. Due to gravity, its y-coordinate should increase, and the speed should be faster in later frames until it hits the ground. Unlike a ball, a rock does not bounce back when it hits the ground.
5 A car viewed from the side is driving forward	As the car is driving forward, its x-coordinate should increase over time. The y-coordinate should remain constant as the car is moving on a flat surface. The size of the car should remain constant as it is viewed from the side.
6 A car viewed from the top is driving forward	The car is moving forward, so its y-coordinate should decrease. The x-coordinate should remain the same as there is no lateral movement. The car's size remains the same as the camera is stationary.
7 A car viewed from its back is driving forward	As the car is driving forward and the camera is viewing from the back, the car will appear to get smaller as it moves away from the camera. The x-coordinate and y-coordinate will remain the same, but the width and height of the bounding box will decrease to represent the car moving away.






Figure 8: **One failure case:** A cartoon of an apple moving from the left to the right. Since LVD is training-free, it does not improve the quality on domains/styles that the base model is not good at. Although LVD correctly generates a video that is aligned with the prompt, neither the baseline or LVD generates background that fit the apple in the foreground.




Figure 9: **Another failure case:** A wooden barrel is drifting on a river. Since LVD controls the cross-attention map between the image and the text, the DSL guidance sometimes leads to undesirable generations during the energy minimization process. In this failure case, the model attempts to hide the barrel on the left with leaves and pop a barrel up from the water to reach the desired energy minimization effect, while the DSL means to move the barrel to the right.

Table 7: Our prompt for DSL generation. When using API calls, line 1-3 presented to GPT-4 with role “system”. Each caption line in the in-context examples and user query are assigned with role “user”. The example outputs are assigned with role “assistant”. These lines are merged into one message when querying GPT-4 through the ChatGPT web interface.

---

```

1 You are an intelligent video bounding box generator. I will provide you
  with a caption for a video with six frames, with two frames per
  second. Your task is to generate a list of realistic bounding boxes
  for the objects mentioned in the caption for each frame as well as a
  background keyword. The video frames are of size 512x512. The
  top-left corner has coordinates [0, 0]. The bottom-right corner has
  coordinates [512, 512]. The bounding boxes should not overlap or go
  beyond the frame boundaries.
2
3 Each frame should be represented as [{'id': unique object identifier
  incrementing from 0, 'name': object name, 'box': [box top-left
  x-coordinate, box top-left y-coordinate, box width, box height]},
  ...]. Each box should not include more than one object. Your
  generated frames must encapsulate the whole scenario depicted by the
  caption. Assume objects move and interact based on real-world
  physics, considering aspects such as gravity and elasticity. Assume
  the camera follows perspective geometry. Boxes for an object should
  have the same id across the frames, even if the object may disappear
  and reappear. If needed, you can make reasonable guesses. Provide a
  concise reasoning statement before each generation. Refer to the
  examples below for the desired format.
4
5 [In-context examples]
6
7 Caption: {User Text Prompt for DSL Generation}
8 Reasoning:

```

---

Table 8: Our in-context examples for DSL generation. We use these three in-context examples that we use throughout our work unless stated otherwise.

---

```

1 Caption: A woman walking from the left to the right and a man jumping on
  the right in a room
2 Reasoning: A woman is walking from the left to the right so her
  x-coordinate should increase with her y-coordinate fixed. A man is
  jumping on the right so his x-coordinate should be large, and his
  y-coordinate should first decrease (upward movement) and then
  increase (downward movement due to gravity).
3 Frame 1: [{'id': 0, 'name': 'walking woman', 'box': [0, 270, 120, 200]},
  {'id': 1, 'name': 'jumping man', 'box': [380, 290, 120, 180]}]
4 Frame 2: [{'id': 0, 'name': 'walking woman', 'box': [50, 270, 120,
  200]}, {'id': 1, 'name': 'jumping man', 'box': [380, 205, 120, 200]}]
5 Frame 3: [{'id': 0, 'name': 'walking woman', 'box': [100, 270, 120,
  200]}, {'id': 1, 'name': 'jumping man', 'box': [380, 175, 120, 200]}]
6 Frame 4: [{'id': 0, 'name': 'walking woman', 'box': [150, 270, 120,
  200]}, {'id': 1, 'name': 'jumping man', 'box': [380, 175, 120, 200]}]
7 Frame 5: [{'id': 0, 'name': 'walking woman', 'box': [200, 270, 120,
  200]}, {'id': 1, 'name': 'jumping man', 'box': [380, 205, 120, 200]}]
8 Frame 6: [{'id': 0, 'name': 'walking woman', 'box': [250, 270, 120,
  200]}, {'id': 1, 'name': 'jumping man', 'box': [380, 290, 120, 180]}]
9 Background keyword: room
10
11 Caption: A red ball is thrown from the left to the right in a garden
12 Reasoning: A ball is thrown from the left to the right, so its
  x-coordinate should increase. Due to gravity, its y-coordinate
  should increase, and the speed should be faster in later frames
  until it hits the ground. Due to its elasticity, the ball bounces
  back when it hits the ground.
13 Frame 1: [{'id': 0, 'name': 'red ball', 'box': [0, 206, 50, 50]}]
14 Frame 2: [{'id': 0, 'name': 'red ball', 'box': [80, 246, 50, 50]}]
15 Frame 3: [{'id': 0, 'name': 'red ball', 'box': [160, 326, 50, 50]}]
16 Frame 4: [{'id': 0, 'name': 'red ball', 'box': [240, 446, 50, 50]}]
17 Frame 5: [{'id': 0, 'name': 'red ball', 'box': [320, 366, 50, 50]}]
18 Frame 6: [{'id': 0, 'name': 'red ball', 'box': [400, 446, 50, 50]}]
19 Background keyword: garden
20
21 Caption: The camera is moving away from a painting
22 Reasoning: Due to perspective geometry, the painting will be smaller in
  later timesteps as the distance between the camera and the object is
  larger.
23 Frame 1: [{'id': 0, 'name': 'painting', 'box': [156, 181, 200, 150]}]
24 Frame 2: [{'id': 0, 'name': 'painting', 'box': [166, 189, 180, 135]}]
25 Frame 3: [{'id': 0, 'name': 'painting', 'box': [176, 196, 160, 120]}]
26 Frame 4: [{'id': 0, 'name': 'painting', 'box': [186, 204, 140, 105]}]
27 Frame 5: [{'id': 0, 'name': 'painting', 'box': [196, 211, 120, 90]}]
28 Frame 6: [{'id': 0, 'name': 'painting', 'box': [206, 219, 100, 75]}]
29 Background keyword: room

```

---