

AgEncID: Aggregate Encryption Individual Decryption of Key for FPGA Bitstream IP Cores in Cloud

Mukta Debnath¹, Krishnendu Guha², Debasri Saha³, and Susmita Sur-Kolay¹

¹ Indian Statistical Institute
{mukta_t,ssk}@isical.ac.in

² Cork University
kguha@ucc.ie

³ University of Calcutta
debasri_cu@yahoo.in

Abstract. Cloud computing platforms are progressively adopting Field Programmable Gate Arrays (FPGAs) to deploy specialized hardware accelerators for specific computational tasks. However, the security of FPGA-based bitstream for Intellectual Property (IP) cores from unauthorized interception in cloud environments remains a prominent concern. Existing methodologies for protection of such bitstreams possess several limitations, such as requiring a large number of keys, tying bitstreams to specific FPGAs, and relying on trusted third parties. This paper proposes *AgEID* (Aggregate Encryption and Individual Decryption), a cryptosystem based on key aggregation to enhance the security of FPGA-based bitstream for IP cores and to address the pitfalls of previous related works. In our proposed scheme, IP providers can encrypt their bitstreams with a single key for a set S of FPGA boards, with which the bitstreams can directly be decrypted on any of the FPGA boards in S . Aggregate encryption of the key is performed in a way which ensures that the key can solely be obtained onboard through individual decryption employing the board's private key, thus facilitating secure key provisioning. The proposed cryptosystem is evaluated mainly on Zynq FPGAs. The outcomes demonstrate that our cryptosystem not only outperforms existing techniques with respect to resource, time and energy significantly but also upholds robust security assurances.

Keywords: Cloud environment · FPGA · Bitstream protection · Key aggregation.

1 Introduction

Field-programmable gate arrays (FPGAs) are increasingly popular in cloud environments due to their reconfigurability. Major cloud providers like IBM, Oracle, Cisco, Microsoft, Amazon, and Google have integrated FPGA reconfigurability into user applications [4]. Reconfiguring FPGAs with different application cores

Table 1: Bitstream protection adopted by FPGA Vendors

FPGA vendors:	Xilinx		Altera		Microsemi
Devices:	Spartan-7, Artix-7, Kintex-7, Virtex-7, Zynq-7000	Kintex Ultrascale, Virtex Ultrascale, Zynq Ultrascale	Arria 10	Stratix 10	SmartFusion2
Encryption:	AES-CBC 256	AES-GCM 256	AES-CTR 256	AES-GCM 256	AES-128/256
Key Storage:	BBRAM/eFUSE	BBRAM/eFUSE	BBRAM/eFUSE	BBRAM/eFUSE	FLASH SRAM-PUF
Side-channel Protection	Yes	Yes	Yes	Yes	Yes

at various times enables efficient task scheduling and execution, resulting in high throughput, low latency, and low power consumption. In public cloud environments, hardware IP cores are obtained from various third-party vendors and deployed on FPGAs connected to the cloud. Instead of users having to acquire these IP cores themselves, they simply transmit their data to the cloud, where it is processed by the application cores within the FPGAs and returned to the users. Safeguarding the confidentiality of these FPGA-based bitstream for IP cores is a critical security concern in this shared cloud environment to prevent unauthorized access and tampering.

1.1 Security Attacks on FPGA Bitstream in Cloud

FPGA bitstreams are vulnerable to various types of attacks when moving through the cloud:

- An attacker could copy bitstreams through a Man-in-the-Middle (MiM) attack and sell them at a lower price to different cloud service providers. This not only reduces the original provider’s profits and market share but also damages their reputation.
- An adversary might substitute genuine bitstreams with counterfeit ones through reverse engineering (RE) or insert malicious code such as hardware trojan horses (HTH). This could result in FPGA malfunctions or undesired results [15].
- The attacker could use side-channel analysis (SCA) to extract confidential information from the bitstream, potentially revealing details about the FPGA’s design or the underlying bitstream [22].
- If the system software is compromised, it may contain malicious logic or HTH, which could harm the bitstream’s performance, durability, or lead to the theft of confidential design data [28].

1.2 Limitations in Existing FPGA Bitstream Protection Techniques

FPGA bitstream protection is typically achieved through bitstream encryption to prevent unauthorized access, cloning, hardware Trojan insertions, reverse engineering, and tampering attempts. Modern FPGAs, like those from Xilinx, Intel, and Microsemi, support bitstream encryption using AES as listed in Table 1, to

Table 2: Prior Works on FPGA Bitstream Protection

Works	Bitstream Encryption			Key Encryption				FPGA Cloud	TTP Required	Change in FPGA	Mapping (IP : FPGA)
	Cryptographic Technique	Protect Against RE	Protect Against Cloning	Cryptographic Technique	Protect Against MiM	Protect Against Tampering	Protect Against SCA				
Guneyasu et al. [11]	AES-256	✓	✓	ECDH	N/A	✓	✓	✗	✓	✓	1:1
Drimer et al. [9]	AES-256	✓	✓	ECDH; SHA-1	N/A	✓	✓	✗	✗	✓	N:1
Eguro et al. [10]	AES-256	✓	✓	RSA; SHA-256	✗	✓	✓	✓	✓	✓	1:1
Maes et al. [20]	AES-256	✓	✓	H/W Metering	N/A	✓	✓	✗	✓	✓	1:1
Boeni et al. [13]	AES-256	✓	✓	RSA, ECC	✓	✓	✓	✓	✗	✓	1:1
Khan et al. [17]	AES-256	✓	✓	HAS	✗	✓	✓	✗	✗	✗	1:1
Turan et al. [25]	AFGH PRE	✓	✓	H/W Metering	✗	✓	✓	✓	✓	✓	1:N
Bag et al. [2]	AES-128	✓	✓	KAC[12]	N/A	✓	✓	✓	✗	✓	N:1
AgEID (ours)	AES-256	✓	✓	Proposed Key Aggregation	✓	✓	✓	✓	✗	✗	1:N

defend against these types of passive attacks. Relying on vendor-provided symmetric encryption (AES), several studies propose various cryptosystems for encrypting, protecting, and verifying FPGA bitstreams [14,1,27]. However, those proposed cryptosystems vary in their approaches to generating and handling cryptographic keys. Table 2 shows some notable prior works in this area, along with where our contribution fits in. Furthermore, various alternative methods [20,18,16,7] have been suggested to address the security issues. We identify four key limitations of these techniques for securing bitstreams in cloud platforms:

- *Individual Encryption.* IP providers use FPGA-specific encryption-decryption, requiring developers to encrypt each bitstream for every FPGA, leading to significant key management overhead of time and energy.
- *Tied to Specific FPGAs.* Each bitstream is typically associated with a specific FPGA board, limiting the cloud service providers’ ability to dynamically allocate resources to meet varying customer demands.
- *Third-Party Involvement.* Trusted third parties (TTPs) which play a role in provisioning cryptographic keys to FPGAs, may give rise to unintentional security vulnerabilities.
- *Resource Overhead.* Existing solutions for key protection based on asymmetric cryptographic involves intricate cryptographic operations on FPGAs or necessitate changes to FPGA structures, often resulting in significant resource demands in terms of hardware, time, and power consumption.

1.3 Our Contributions

To address the four limitations listed above, we presents *AgEID* (Aggregate Encryption and Individual Decryption), a cryptosystem centered around key aggregation designed to safeguard FPGA bitstreams. *AgEID* offers flexible key management and secure provisioning of cryptographic keys. Below, we outline the key features of *AgEID*:

- *Single-Key Encryption.* To overcome the first limitation, *AgEID* allows IP developers to encrypt their bitstream with a single key, which can be used to decrypt the bitstream on a set of FPGA boards for execution. This significantly reduces the time and energy cost of the system.

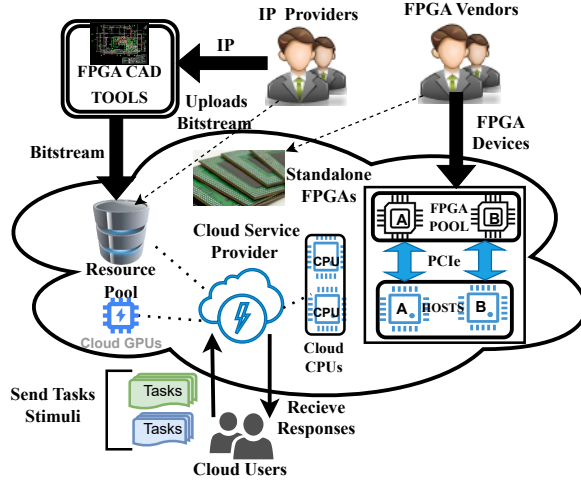


Fig. 1: FPGA-based cloud system model

- *Decoupling from Specific FPGAs.* IPs are not tied to specific FPGAs, enabling cloud service providers to maximize resource utilization and flexibility. This principle helps us to avoid second limitation.
- *No External TTP.* To circumvent the third limitation, *AgEID* eliminates the need for a TTP—the bitstream protection key is known only to the bitstream owner. The cryptographic components for key establishment is performed at the FPGA vendor side who is usually considered to be trusted [13,2].
- *Lower Overhead.* *AgEID* does not require changes to FPGA fabric or a dedicated cryptographic processor on the FPGA, resulting in lower resource overhead. Significant reduction in time, and power requirement is also achieved compared to existing works. Therefore, *AgEID* effectively tackles the fourth limitation as well.

The rest of the paper is organized as follows. Section 2 presents system and threat model for FPGA-based cloud system. Section 3 presents our proposed *AgEID* along with its correctness especially in terms of key aggregation. Section 4 discusses the application of *AgEID* in FPGA-based cloud environment. Its security and performance analysis appear in Section 5. Experimental results are discussed in Section 6 with concluding remarks in Section 7.

2 FPGA-based Cloud System

This section describes the system and threat models pertinent to an FPGA-based cloud system.

2.1 System Model

In an FPGA-based cloud system, there are several key participants involved: FPGA vendors (FVs), IP providers (IPPs), the Cloud Service Provider (CSP), and the cloud users (CUs) as shown in Figure 1. The CSP is responsible for deploying FPGAs from one or more FPGA vendors and offers them as a cloud service to users [23]. To run applications on these cloud-connected FPGAs, the CSP obtains IP cores from various third-party IP providers [26]. These IP providers provide their designs in the form of HDL, netlists or bitstreams to the cloud. Cloud users engage with this system by submitting their tasks to the cloud, where application cores within bitstreams run on FPGAs, providing Application-as-a-Service functionality. Multiple users' workloads can share the same physical resources in the cloud, depending on the CSP's allocation and scheduling policies. Typically, commercial CSPs allocate an entire FPGA instance from a cloud-based pool to a single user [29], a model similar to Amazon EC2 F1 (www.aws.amazon.com/ec2/instance-types/f1). In this setup, the user gets dedicated allotment to the FPGA for a specified period according to their demand and agreement with the cloud provider. However, they do not have direct physical access to the FPGA hardware.

2.2 Threat Model

Given the various attacks at play (mentioned in Section 1.1), an individual with malicious intentions has the potential to introduce multiple threats to the integrity of the bitstream within the FPGA-based cloud system (Figure 1). We consider the following threat scenarios on bitstream.

- *Malicious Cloud Service Provider.* CSPs are not always trustworthy. CSPs can access the RTL design of IP cores and engage in intellectual property (IP) theft by bitstream reverse engineering.
- *Malicious Cloud User.* Any potential adversaries among the other cloud users who are not authorized for the bitstream usage can steal the bitstream and misuse it without any administrative privileges.
- *Malicious IP Providers.* The IPPs have access to privileged information about the cloud system and may make efforts to intercept IP bitstreams from other providers when their IPs are running on the same group of FPGAs.
- *Malicious External Agents.* An external agent may attempt to gain unauthorized access to a bitstream in transit within the cloud.

3 Aggregate Encryption Individual Decryption (*AgEID*)

We introduce *AgEID* (*Aggregate Encryption and Individual Decryption*), a cryptosystem based on key aggregation to enhance the security of FPGA-based bitstream IP cores. *AgEID* comprises two modules: bitstream encryption module

and key aggregation module. The bitstream encryption module effectively leverages vendor-provided symmetric encryption, particularly AES, which is widely recognized and does not necessitate extensive elaboration. Our primary focus lies on the key aggregation module of *AgEID*, where we introduce a key aggregation technique aimed at enhancing key management efficiency within cloud environments and ensuring the secure provisioning of keys within cloud FPGAs. In the subsequent section, we embark on a comprehensive exploration of this proposed key aggregation method implemented within the *AgEID* cryptosystem.

3.1 Key Aggregation in *AgEID*

The proposed key aggregation method of *AgEID* relies on the utilization of bilinear pairing on elliptic curves. A *bilinear pairing* is a bilinear map defined over elliptic curve subgroups [3]. This concept is used in previous works on broadcast encryption (BE) [6] and key aggregate cryptosystem (KAC) [12].

Let G and G_T be two such (multiplicative) cyclic subgroups of prime order p and $\hat{e} : G \times G \rightarrow G_T$ be a map with the following properties:

Property 1. (bilinear) For every $g_1, g_2, g_3 \in G$, we have

(i) $\hat{e}(g_1 + g_2, g_3) = \hat{e}(g_1, g_3) \cdot \hat{e}(g_2, g_3)$; (ii) $\hat{e}(g_1, g_2 + g_3) = \hat{e}(g_1, g_2) \cdot \hat{e}(g_1, g_3)$.

Property 2. (efficiently computable) The map \hat{e} can be computed efficiently.

Property 3. (identity) For every $g \in G$, we have $\hat{e}(g, g) = 1$.

Property 4. (non-degenerate) For all $g \in G$, we have $e(g, h) = 1$ for all points h if and only if $h = \infty$.

Property 5. (alternation) $\hat{e}(g_1, g_2) = \hat{e}(g_2, g_1)^{-1}$ for every $g_1, g_2 \in G$.

The basic steps of the proposed key aggregation are inspired from KAC [12] based on a public key cryptosystem. While KAC supports constant-size ciphertexts and an aggregate key for decryption by a set of users, the proposed key aggregation needs an aggregate key for encryption with individual decryption keys. Thus a new aggregate key is generated with corresponding encrypt and decrypt operations. The following operations are needed:

- **Setup**($1^\lambda, n$) establishes the public cryptosystem parameters *param* for the entities, using their respective entity IDs i . Let λ and n be two positive integers, where n denotes the number of entities, and 1^λ the security level parameter. First, a bilinear group G of prime order p where $2^\lambda \leq p \leq 2^{(\lambda+1)}$, a generator $g \in G$ and $\alpha \in_R Z_p$ are chosen randomly. For $i = \{1, 2, \dots, n, n+2, \dots, 2n\}$, $g_i = \alpha^i g$ are computed. So, output the system parameter set as $param = \{g, g_1, \dots, g_n, g_{n+2}, \dots, g_{2n}\}$.
- **KeyGen**(n) produces $PK = \{g, g_1, \dots, g_n, g_{n+2}, \dots, g_{2n}, v\}$ as the master public key, where $\gamma \in Z_p$ is chosen randomly such that the master-secret key $msk = \gamma$ and $v = \gamma g$. The n private keys d_1, \dots, d_n for each entity with IDs $i \in \{1, 2, \dots, n\}$ are given by $d_i = \gamma g_i = \alpha^i v$, where $g_i \in G$, and α can be safely deleted after *Setup*.

- ▷ **Extract(S)** is used to generate a constant size aggregate key for encryption. For a set of entities with their unique IDs $j \in S$, where $S \subseteq n = \{1, 2, \dots, n\}$ the aggregate key K_S is computed as:

$$K_S = \sum_{j \in S} g_{n+1-j}$$

- ▷ **Encrypt(PK, S, K_S, m)** is for encryption of a message m (in this case cryptographic key is been referred as message). For a plaintext message $m \in G_T$ and set of entities with ID $j \in S$, $t \in_R Z_p$ is randomly chosen. The ciphertext is computed for the set using its corresponding aggregate key K_S . The cipher text $C = \{c_1, c_2, c_3\}$ comprises of three parts: $c_1 = tg$, $c_2 = t(v + K_S)$, and $c_3 = m(\widehat{e}(g_n, tg_1))$.
- ▷ **Decrypt(S, i, d_i, C = (c₁, c₂, c₃))** is for decrypting the ciphertext for an entity $i \in S$ using its unique decryption key d_i . If $i \notin S$, then the output is *null*, otherwise, the decrypted message \widehat{m} is obtained as:

$$\widehat{m} = c_3 \cdot \frac{\widehat{e}(d_i + b_{i,S}, c_1)}{\widehat{e}(g_i, c_2)}$$

$$\text{where } b_{i,S} = \sum_{(j \in S) \wedge (j \neq i)} g_{n+1-j+i}.$$

3.2 Correctness of Key Aggregation in AgEID

The correctness of the proposed key aggregation approach is founded upon the assurance that decrypting the encrypted message will invariably yield the original message. The following two lemmas grounded in the properties of bilinear pairings play a crucial role.

Lemma 1. *In the bilinear group G , with elements g_1 and g_2 , and $a, b \in Z$, the following equality holds: $\widehat{e}(ag_1, bg_2) = \widehat{e}(g_1, g_2)^{ab}$.*

Proof. Based on the bi-linear *Property 1* as stated in section 3.1, we can write the following:

$$\begin{aligned} \widehat{e}(ag_1, bg_2) &= \widehat{e}(g_1 + (a-1) \cdot g_1, bg_2) \\ &= \widehat{e}(g_1, bg_2) \cdot \widehat{e}((a-1) \cdot g_1, bg_2) \\ &\dots \quad \text{(iterating upto } a\text{-steps)} \\ &= \widehat{e}(g_1, bg_2)^a \end{aligned} \tag{1}$$

Iterating in a similar manner with b -steps on Eqn. 1, we have the following:

$$\widehat{e}(g_1, bg_2)^a = \widehat{e}(g_1, g_2)^{ab}$$

Therefore, we can conclude that,

$$\widehat{e}(ag_1, bg_2) = \widehat{e}(g_1, g_2)^{ab} \quad (\blacksquare)$$

Lemma 2. *For every $g_1, g_2, g_3 \in G$, the following relationship holds:*

$$\widehat{e}(g_1 - g_2, g_3) = \frac{\widehat{e}(g_1, g_3)}{\widehat{e}(g_2, g_3)}$$

Proof. BY *Property 1* (bilinear) in Section 3.1, we can express as follows:

$$\begin{aligned} \widehat{e}(g_1 - g_2, g_3) &= \widehat{e}(g_1 + (-g_2), g_3) \\ &= \widehat{e}(g_1, g_3) \cdot \widehat{e}(-g_2, g_3) \\ &= \widehat{e}(g_1, g_3) \cdot \widehat{e}(-1 \cdot g_2, g_3) \end{aligned} \quad (2)$$

By applying Lemma 1 with $a = -1$ and $b = 1$, we can rephrase Eqn. 2 as:

$$\widehat{e}(g_1, g_3) \cdot \widehat{e}(-1 \cdot g_2, g_3) = \widehat{e}(g_1, g_3) \cdot \widehat{e}(g_2, g_3)^{-1} \quad (3)$$

Therefore, based on equations 2 and 3, we can deduce that:

$$\widehat{e}(g_1 - g_2, g_3) = \frac{\widehat{e}(g_1, g_3)}{\widehat{e}(g_2, g_3)} \quad (\blacksquare)$$

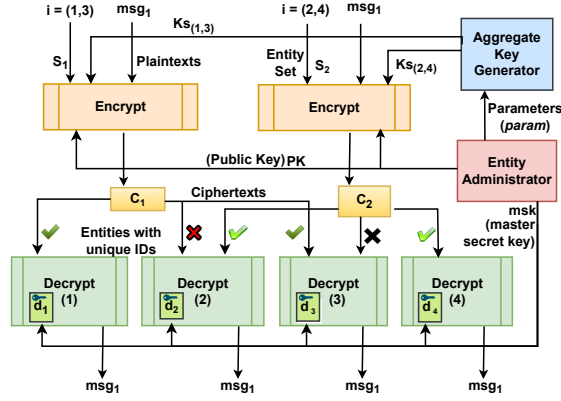
Theorem 1. (*Correctness of Key Aggregation in AgEID*) *The decryption of an encrypted message yields precisely the original message m .*

Proof. Consider \widehat{m} as the decrypted message corresponding to the original message m . According to operations of proposed key aggregation module mentioned earlier,

$$\widehat{m} = c_3 \cdot \frac{\widehat{e}\left(\left(d_i + \sum_{(j \in S \wedge j \neq i)} g_{n+1-j+i}\right), c_1\right)}{\widehat{e}(g_i, c_2)} \quad (4)$$

By substituting values from key aggregation method's operations, we can express Eqn. 4 as:

$$\begin{aligned} \widehat{m} &= c_3 \cdot \frac{\widehat{e}\left(\left(\gamma g_i + \sum_{j \in S} g_{n+1-j+i} - g_{n+1}\right), tg\right)}{\widehat{e}\left(g_i, t \left(pk + \sum_{j \in S} g_{n+1-j}\right)\right)} \\ &= c_3 \cdot \frac{\widehat{e}(\gamma g_i, tg) \widehat{e}\left(\sum_{j \in S} g_{n+1-j+i} - g_{n+1}, tg\right)}{\widehat{e}(g_i, t\gamma g) \widehat{e}\left(g_i, t \sum_{j \in S} g_{n+1-j}\right)} \quad (\text{by Property 1}) \end{aligned}$$

Fig. 2: An overview of key aggregation method of *AgEID*

$$\begin{aligned}
& \hat{e} \left(\sum_{j \in S} g_{n+1-j+i}, tg \right) \\
&= c_3 \cdot \frac{\hat{e} \left(\sum_{j \in S} g_{n+1-j+i}, tg \right)}{\hat{e} \left(tg, \sum_{j \in S} g_{n+1-j+i} \right) \hat{e}(g_{n+1}, tg)} \quad (\text{using Lemma 1 and 2}) \\
&= c_3 \cdot \frac{1}{\hat{e}(g_{n+1}, tg)} \quad (\text{by Lemma 2}) \\
&= m \cdot \frac{\hat{e}(g_n, tg_1)}{\hat{e}(g_{n+1}, tg)} \quad (\text{by Property 1}) \quad (5)
\end{aligned}$$

By applying Diffie-Hellman Exponent assumption [5] ($\hat{e}(g_1, g_n) = \hat{e}(g, g_{n+1})$) on Eqn. 5, $\hat{m} = m \cdot \frac{\hat{e}(g_n, tg_1)}{\hat{e}(g_n, tg_1)} = m$. This establishes the correctness of the encryption and decryption algorithms of the proposed key aggregation module of *AgEID*. \blacksquare

3.3 A Working Example

Figure 2 shows a general illustration of how *AgEID* cryptosystem works in terms of key aggregation. Here, *AgEID* follows a public-key cryptosystem. It creates a fixed-size encryption key for a message that needs to be encrypted for various entities, each having its own unique identity ID. However, it ensures that each entity has its own separate decryption key. Given a plaintext message, msg_1 , to be encrypted for a set of n entities with IDs $i = 1, 2, \dots, n$, it is possible to generate a constant-size aggregate encryption key Ks , for any arbitrary subset S of the IDs, $S \subseteq \{1, 2, \dots, n\}$. The ciphertext can be decrypted by an entity with ID j such that $j \in S$ using its private individual decryption key d_j . Figure 2 illustrates the *AgEID* scheme with two sets of entities represented by their unique IDs in $S_1 = \{1, 3\}$ and $S_2 = \{2, 4\}$. The entity administrator generates the master public key PK and aggregate keys $Ks_{1,3}$ (for S_1) and $Ks_{2,4}$ (for S_2).

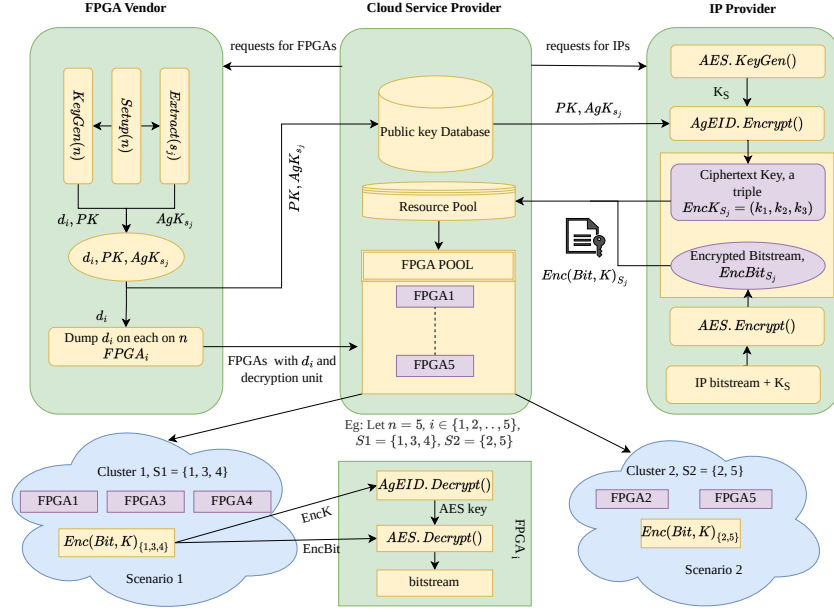


Fig. 3: An example of *AgEID*'s working principle with one FV and one IPP in FPGA Cloud Environment

These keys are then employed to encrypt the plaintext message msg_1 for both S_1 and S_2 . The entity administrator also generates the master secret key msk , which is used to construct the individual decryption keys. The ciphertext C_1 for the message msg_1 can be decrypted by entities from S_1 using their individual decryption key d_1 and d_3 but fails to be decrypted by entities from S_2 or any other entity set.

4 *AgEID* in FPGA Cloud Environment

This section explains how *AgEID* works in an FPGA-cloud environment using Algorithm 1. While a cloud system can have multiple FPGA vendors (FVs), each providing a number of FPGA boards, and IP providers (IPPs), each providing one or more IP cores, here we focus on the communication among a CSP, an FV and an IPP using *AgEID* and provide an example (Figure 3). In order to achieve a resemblance with Figure 2, we can align FPGA boards and FPGA vendors with entities and the entity administrators depicted in the figure.

Cluster Formation for FPGAs. Cluster Formation for FPGAs involves the CSP grouping FPGA board requirements based on FVs and board families. We consider three scenarios:

Scenario 1: A cluster with n boards from the same FV and family.

Scenario 2: A cluster with n boards from the same FV but with m different families, $m \leq n$.

Table 3: Possible cluster scenarios for n FPGA boards of m families along with the number of operations needed by *AgEID* vs. *Naive* approaches

Operation	Scenario 1				Scenario 2			
	Naive Solution		AgEID Solution		Naive Solution		AgEID Solution	
	Bitstream Encrypt	Key Encrypt	Bitstream Encrypt	Key Encrypt	Bitstream Encrypt	Key Encrypt	Bitstream Encrypt	Key Encrypt
Key Generation	$= n$	$= n$	$= 1$	$= 1$	$= n$	$= n$	$= 1$	$= 1$
Encryption	$= n$	$= n$	$= 1$	$= 1$	$= n$	$= n$	$\geq m, \leq n$	$= 1$
Decryption	$= n$	$= n$	$= n$	$= n$	$= n$	$= n$	$= n$	$= n$

Scenario 3: A cluster with n boards from various FVs, potentially containing scenarios 1 and 2 within each FV.

Table 3 compares the number of cryptographic operations required by *AgEID* with *naive* approaches that do not involve cluster formation. A *naive* approach requires individual encryption and decryption for both symmetric bitstream encryption and asymmetric key encryption for each board. *AgEID* performs best in scenario 1. In scenario 2, the number of *AgEID* operations increases with more families (m), and in scenario 3, *AgEID* is less efficient, with the number of operations depending on the number of FVs and their board families in a cluster. Our primary focus is on discussing *AgEID* within scenarios 1 and 2. For example, Figure 3 shows how $n = 5$ boards are grouped into two clusters: *Cluster1* for scenario 1 and *Cluster2* for scenario 2 within one FV.

Initial Setup and Key Generation. The asymmetric key generation for the *AgEID*'s key aggregation module are primarily conducted by the FVs. First, the FV creates the unique board IDs for each of the boards supplied by her/him, that are hashed to index i such that $i \in 1, 2, 3, \dots, n$ and generates the public parameters based on these board IDs. The FV generates a public key PK , a master secret key msk for *AgEID* and the private keys d'_i 's for the n boards. Additionally, FV generates the aggregate key AgK_{S_j} for each cluster. As shown in Figure 3, the FV receives request for n boards divided into two clusters of boards IDs j , *Cluster₁* with $S_j = \{1, 3, 4\}$ and *Cluster₂* with $S_j = \{2, 5\}$. While *Setup()* and *KeyGen()* operations are performed one-time for all n boards, the FV must execute the *Extract()* operation for each cluster separately. Subsequently, the FV transfers the public key PK of all n boards along with the corresponding AgK_{S_j} keys for each cluster to the CSP. In order to enhance security, the FV embeds the private keys d'_i 's into a tamper-proof non-volatile memory segment of the boards. Finally, each FPGA is equipped with the *AgEID* decryption core.

Encryption. The IPP receives requests from the CSP to run IP on a group of boards. Initially, the IPP creates an encrypted bitstream for the design using its unique AES key specifically for that cluster of boards. Figure 3 shows IPP encrypting the bitstream for *Cluster_j*. Following that, the IPP encrypts the AES key itself using the aggregate key it received for that cluster, AgK_{S_j} . The IPP sends both the encrypted bitstream *EncBit* and the encrypted AES key *EncKey* to the cloud resource pool. Importantly, this encrypted bitstream can only be decrypted on the FPGA boards within *Cluster_j*.

Algorithm 1 Aggregate Encryption Key Individual Decryption Key — *AgEID* Cryptosystem

```

1: procedure INITIALSETUP AND KEYGENERATION(FPGA-BOARDS)    ▷ By FVs
2:   for each FPGA do
3:     Assign a unique ID to each of the  $n$  FPGA boards
4:   end for
5:    $(param) \leftarrow AgEID.setup(n)$  ▷ generates the AgEID cryptosystem parameters
6:    $(PK, msk) \leftarrow AgEID.KeyGen(n)$     ▷ generates the keys for AgEID system
7:   Let  $N$  denote the set of all IDs for  $n$  FPGA boards
8:   for each  $ID \in N$  do
9:     Generate the board specific private keys  $d'_i$ s
10:    Embed  $d_i$  in a tamper-proof non-volatile memory segment
11:  end for
12:  Each FPGA is provisioned with a AgEID decryption engine
13:  Let  $S$  denote the set of all ID-s for a cluster of FPGA boards  $S \subseteq N$ 
14:  for each  $ID \in S$  do
15:     $AgK_S \leftarrow AgEID.Extract(S)$     ▷  $AgK_S$  is aggregate key for encryption
16:  end for
17:  Register the  $n$  FPGAs with CSP in clusters along with their  $PK$  and  $AgK_S$ s
18: end procedure
19:
20: procedure ENCRYPTION(Bitstream)    ▷ Performed by IP Providers
21:  An IP Provider is assigned with a cluster  $S$  of board  $IDs$  by CSP
22:   $K_S \leftarrow AES.KeyGen$     ▷  $K$  is one-time AES key for  $S$  boards
23:   $EncBit_S \leftarrow AES.Encrypt(Bitstream, K_S)$     ▷ encrypted bitstream
24:   $EncK_S = (k_1, k_2, k_3) \leftarrow AgEID.Encrypt(PK, S, AgK_S, K_S)$  ▷ encrypted key
25:  Upload encrypted bitstream  $EncBit_S$ , ciphertext key triple  $EncK_S$  in cloud
26: end procedure
27:
28: procedure BITSTREAMDECRYPTION(Encrypted-Bitstream)
29:   $K_S \leftarrow AgEID.Decrypt(S, i, d_i, EncK_S = (k_1, k_2, k_3))$     ▷ Decrypted AES key
30:   $bitstream \leftarrow AES.Decrypt(EncBit_S, K_S)$     ▷ The original bitstream
31: end procedure

```

Decryption. When a cloud user requests a task, the CSP handles the request and forwards the appropriate bitstream to an available FPGA board. In the decryption process, the board's private key is used for on-board decryption to obtain the AES key, which is then employed within the board's AES decryption core to decrypt the bitstream (depicted in Figure 3 for $Cluster_1$). Finally, the FPGA is set up with the decrypted bitstream, and the resulting output is delivered to the user.

5 Analysis of *AgEID* Security and Performance

In this section, we delve into the security and performance aspects of the *AgEID* framework.

5.1 *AgEID* Security

The proposed *AgEID* offers security against the threat model described in Section 2.2. The security of *AgEID* relies on the security of the AES-256 cipher and the key aggregation scheme. AES-256 is a strong encryption algorithm that has been subjected to extensive cryptanalysis and no significant weaknesses have been found. AES-256 key is protected by *AgEID* with an elliptic curve (EC)-based construction that is provably secure against chosen plaintext attacks (CPAs) on the key [12] under the discrete logarithm problem (DLP) in EC and the bilinear Diffie-Hellman exponent (BDHE) problem [21]. The public and secret key parameters for the *AgEID* system are protected under the security assumptions of DLP in EC and BDHE [6].

Security of Bitstream. The bitstream is encrypted with AES-256 by IPP using its own key and sent to the CSP over secure channels such as SSL or TLS to prevent interception through *MiM* attacks. The AES-256 encryption provided by major FPGA vendors is resistant to conventional attacks such as *cloning*, *RE*, unauthorized copying of the bitstream, and *tampering*. Decryption of the bitstream is exclusively possible on the FPGA chip, using the AES key known only to its owner. This AES key is further encrypted with *AgEID*, ensuring that it can only be decrypted on-chip using FPGA’s embedded private key. Hence, neither the CSP nor a malicious external entity can access the unencrypted bitstream. Even if IPPs and CUs were to collude in an attempt to expose other authorized IPPs or CUs’ bitstreams, their efforts would be futile. Accessing the AES key is only feasible on the FPGA chip itself, and the storage and operations on these FPGAs are considered highly secure. The vendors claim that their FPGAs can defend against attacks that occur while the FPGA is operating, such as *SCA* and the leakage of protected information across internal boundaries.

Security of Key. In the *AgEID* framework, the AES key provisioning to the FPGA is highly secure, thwarting unauthorized interception. The *AgEID* scheme’s CPA-secure nature makes it exceptionally resilient, even if the encrypted key is compromised. This key is stored securely alongside the bitstream in the cloud, albeit vulnerable to potential *MiM* attacks during transit. Decryption relies on the device-specific private key inside the secure FPGA storage. This key is inaccessible to everyone, including the CSP and IPPs. Additionally, the key provisioning process does not involve TTPs, which reduces the risk of *MiM* attacks. AES key decryption occurs on the FPGA through *AgEID*, with the decrypted key briefly stored in Battery-Backed RAM (BBRAM), reliant on continuous power for data retention. Tampering attempts lead to power cuts, erasing BBRAM and the FPGA configuration, preventing Side-Channel Attacks (SCA) and tampering[24]. Additionally, Xilinx (AMD) ensures that the key cannot be read or reprogrammed externally once programmed, limiting access solely to the internal bitstream decryption engine (www.docs.xilinx.com/v/u/en-US/xapp1239-fpga-bitstream-encryption). Cloud-FPGA communication employs secure protocols, granting CSP logical access for processing without

hardware access. IPs are provided to users as an Application-as-a-Service, eliminating external network connections and mitigating side-channel attack risks. While this work doesn't address high-level adversaries targeting FPGA fabrics, it establishes robust security. *AgEID* guarantees that the AES key remains inaccessible to any unauthorized individuals, including CUs and external agents.

5.2 AgEID Performance and Efficiency

The AES algorithm has the same computational complexity as naive AES-256. We discuss the algorithmic efficiency of the key aggregation method of *AgEID* below.

Low overhead Key Generation. *AgEID.setup()* operation has a cost of $\mathcal{O}(|n|)$ for generating the cryptosystem parameters of size $\mathcal{O}(|n|)$. The size of the public key, which depends on these parameters, scales linearly with the total number of FPGA boards. This is generally manageable in organizations with ample shared storage. Each board is assigned a private key consisting of just one group element, resulting in low and constant-size private keys. A single AES key is used to encrypt bitstreams for a cluster of $|S| \leq n$ boards. Extracting the fixed size aggregate key for encrypting AES keys for $|S| \leq n$ boards requires $\mathcal{O}(|S|)$ group additions and is of fixed size. Consequently, *AgEID*'s key generation is both time and space-efficient.

Efficient Encryption and Decryption. Encryption doesn't require pairing operations, the pre-computed value $\hat{e}(g_n, tg_1)$ can be quickly processed at a constant rate. The resulting ciphertext is compact in size. Decryption, on the other hand, involves $\mathcal{O}(|S|)$ additions in the group and two pairing operations. Recent high-speed software implementations (www.crypto.stanford.edu/pbc, [www.github.com/herumi/mcl](https://github.com/herumi/mcl), etc.) enable fast bilinear pairing computations, even when employed on devices with limited computational resources. Furthermore, both the encryption and decryption routines in *AgEID* require a fixed number of elliptical curve operations.

Flexible Resource Management by CSP. The CSPs should have the flexibility in provisioning bitstreams and keys to FPGAs. *AgEID* encryption scheme allows IPPs to encrypt their bitstreams and their keys for a set of FPGAs as requested by CSP. Thus CSPs can manage the FPGAs and assign different FPGAs to users at each run in the cloud according to resource availability.

5.3 Discussion

The CSP may wish to add more FPGAs in the cloud to satisfy users' demands. In such a scenario, the CSP would contact the FV for a new board registration with the cloud. The FPGA vendor then manages the *AgEID* parameters for a new board. Dynamic board registration at the FPGA vendor side is managed through the unique board IDs i that belongs to a set S . The FV maintains a flag to monitor availability of previously assigned i in case of de-registration of a board from the set S . Available board IDs i 's are assigned to the new boards

Table 4: Properties of FPGA boards used in Experiments

No.	Board	Family	Device	Processor	Memory
B1	ZC702	F1 Zynq-7000	XC7Z020-CLG484-1	Dual ARM Cortex-A9 core	1GB DDR3
B2	PYNQ-Z2		XC7Z020-1CLG400C	Dual ARM® Cortex™-A9 MPCore™	256 KB on-chip, 8 GB SD card
B3	Zybo-Z7		XC7Z020-1CLG400C	Dual-core ARM Cortex-A9	1 GB DDR3L
B4	ZCU104	F2 Zynq UltraScale+ MPSoC	XCZU7EV-2FFVC1156	quad-core ARM® Cortex™-A53, Dual-core Cortex-R5	PS DDR4 2GB
B5	KC705		XC7K325T-2FFG900C	MicroBlaze, 32bit RISC	1GB DDR3 SODIM

dynamically during board registration. In such a scenario, the public key PK does not need to be updated. With a new board registrations under new ID, the FV expands the public key PK by simply adding two more elements to the *param* of PK . The secret parameter α during setup is randomly generated. α is made event driven and generated whenever a new board is registered. Thus the CSP need not contact the IP developer to use their IP on the newly added FPGAs unless a new board ID is added in S .

6 Experiments and Evaluation

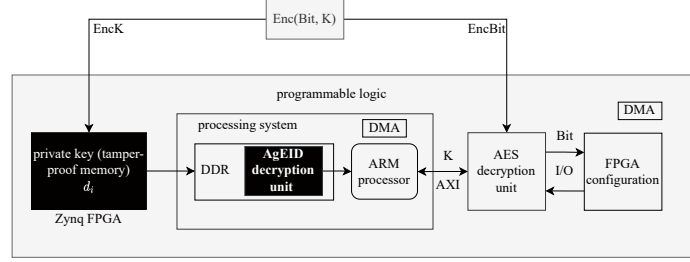
6.1 Experimental Setup

Experiments are performed on 64-bit linux machine, having Intel Core i5 processor and 16 GB RAM clocked at 3.2 GHz. For our evaluation, we utilized five Xilinx boards from various families, as indicated in Table 4. Vivado Design Suite is used to generate bitstream from a HDL design and perform simulations. A pairing friendly elliptic curve construction is needed for the bilinear group mapping. We have used Type-A curves bundled with Pairing-Based Cryptography, PBC version 0.5.14 (www.crypto.stanford.edu/pbc). Four properties of the curve used for symmetric bilinear pairing are: (i) Type A supersingular curve $y^2 = x^3 + x$; (ii) 160-bit Solinas prime number p , which offers 1024-bit of discrete-logarithm security; (iii) the embedding degree k of pairing is 2; (iv) elements of group G and G_T take 512 and 1024 bits respectively.

6.2 Implementation and tools used

Our scheme relies on two cryptographic modules: the standard *AES* cores offered by FPGA vendors and the key aggregation cores of *AgEID*. In this section, we'll describe how we implemented and utilized these modules within the *AgEID* framework, including the tools we employed.

Key Generation and Encryption. To generate the 256-bit AES encryption key for encrypting a bitstream, standard tools and techniques can be employed. In our case, we used Vivado to create the specific AES key provided by the vendor. Bitstream encryption was carried out using the default AES-256 encryption feature available in Xilinx Vivado. To encrypt the 256-bit AES key, we utilized *AgEID*'s key aggregation encryption module. This module is implemented in software using the GNU multiple precision arithmetic library (GMP)

Fig. 4: Flowchart for *AgEID*'s *Decrypt()* operation in key-aggregation module

(www.gmpilib.org, version 6.2.1) and the PBC Library (www.crypto.stanford.edu/pbc). PBC Library is used for the underlying elliptic-curve group and pairing operations. PBC provides the necessary APIs to compute pairings over the BN family of elliptical curves. The **Encrypt**(**PK**, **S**, **K_S**, **m**) operation of key aggregation module in *AgEID* is implemented through three primary operations: point addition, point doubling and pairing with CPU latencies of 3.01×10^{-3} ms, 6.2×10^{-3} ms and 19.4 ms respectively.

Decryption. Similar to the encryption phase, the decryption process in *AgEID* also consists of two parts: key decryption and bitstream decryption. For key decryption, the **Decrypt**(**S**, **i**, **d_i**, **C** = (**c₁**, **c₂**, **c₃**)) operation of *AgEID*'s key aggregation module involves elliptic curve pairing operations. For the decryption operation we utilize an embedded processor core in the Processing System (PS) section (eg. B1-B4 in Table 4) of modern SoCs. This decryption module leverages the same libraries (GMP and PBC) used for *AgEID*'s *Encrypt()* operation, and is deployed in the PS region of the FPGAs (as shown in Figure 4). On *ARMCortex* – A9 processors from the *Zynq* – 7000 family, this software module takes 401 ms to decrypt an AES-256 key. For SoCs lacking an embedded processor core in the PS, we've developed a hardware core for *AgEID*'s *Decrypt()* operation written in Verilog. This core can be deployed in the Programmable Logic (PL) of the FPGA. It implements a pairing-friendly elliptic curve providing a 256-bit security level [3], including point addition and scalar multiplication operations. The bilinear pairing core used is inspired by the Duursma-Lee algorithm [19] for pairing operations. For bitstream decryption, we utilize the on-chip AES decryption module provided by vendors. This module has standard resource requirements—Xilinx AES decryption core (www.xilinx.com/htmldocs/ip_docs/pru_files/aes.html).

6.3 Results and Evaluation

We evaluate the effectiveness of the *AgEID* cryptosystem in three key aspects: (i) execution time, (ii) energy consumption in terms of CPU usage, and (iii) FPGA resource overhead. To gauge its performance, we compared it with the one-to-one mechanism used in existing approaches, referred as *IEID* (Individual Encryption Individual Decryption). Our evaluation for bitstream encryp-

tion was conducted using a set of experiments on bitstreams generated for the *ISCAS* (www.sportlab.usc.edu/~msabrishami/benchmarks.html) benchmark circuits. On the other hand, key encryption is performed on 256-bit AES key. We conduct following experiments:

- *Experiment 1.* We conducted bitstream encryption for a cluster of 20 boards, representing scenario 1, using *AgEID* and *IEID*. We used the *C17* benchmark design and selected the 20 boards from the F1 family (specifically, boards B1, B2, and B3), as listed in Table 4.
- *Experiment 2.* Bitstream encryption was carried out on *C17* for scenario 2. A cluster of 10 boards are chosen from three different families F1, F2, and F3 as listed in Table 4, i.e $n = 10$ and $m = 3$. We take 3 boards from F1 and F2 each and 4 boards from F3. We again compared the *AgEID* approach with the *IEID* approach.
- *Experiment 3.* We performed bitstream encryption for a cluster of 5 boards, depicting scenario 1, using both the *AgEID* and *IEID* approaches. We evaluated on three benchmark designs of varying sizes: *C432*, *C499*, and *C880*.
- *Experiment 4.* We performed 256-bit AES key encryption using key aggregation module of *AgEID* for 20 boards, covering scenarios 1 and 2. Additionally, we performed 256-bit AES key encryption by altering key aggregation module of *AgEID* according to *IEID* framework.




Fig. 5: Execution time of *AgEID* and *IEID* for bitstream encryption

Execution Time. In Figure 5, we depict the CPU execution time for *AgEID*'s AES bitstream encryption. In Figure 5 (a), we observe that *AgEID* consistently requires the same amount of time in *Experiment 1*, in contrast to the *IEID* approach, where the time increases linearly as the number of boards increases. Figure 5 (b) depicts that *AgEID*'s time requirement varied for AES encryption within the different board families (*Experiment 2*). Despite the differing time requirements, the *AgEID* approach maintains its superiority over the *IEID* approach. In *Experiment 2*, *AgEID*'s performance is similar to *IEID* for bitstream encryption when $n = m$. Figure 5 (c) depicts a significant 5X time difference between *IEID* and *AgEID* in *Experiment 3*, which represents a substantial cost

when handling large bitstreams. These results are derived from Vivado CPU timing report. For both scenarios 1 and 2, *AgEID* maintains a constant time requirement in *Experiment 4*, unlike *IEID* that requires individual key encryption for each board. Figure 7 (a) illustrates that symmetric key generation is performed at a constant time by *AgEID* for any number of boards, in contrast to *IEID* approach. Figure 7 (b) provides timing results for *Experiment 4*, indicating the constant CPU time needed for executing *AgEID*'s key encryption algorithm unlike *IEID* that requires individual key encryption for each board.


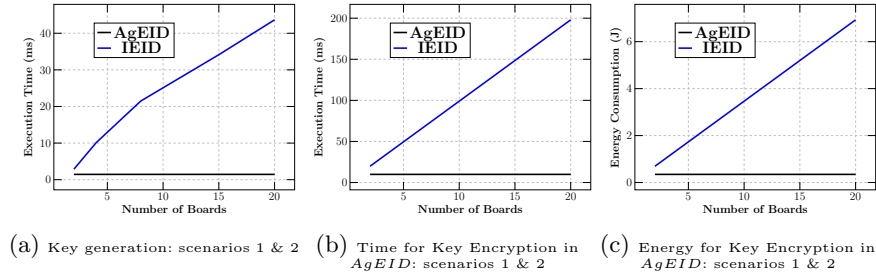


Fig. 6: Energy consumption by *AgEID* and *IEID* for bitstream encryption

Energy Consumption. Figure 6 illustrates the comparison between *AgEID* and *IEID* approaches in terms of energy consumption for *Experiment 1*, similar to the comparison of their respective execution times. From Figure 6 (a), it is evident that *AgEID* consistently demonstrates superior energy efficiency over *IEID*, regardless of the number of boards in the cluster. Furthermore, Figure 6 (c) highlights the energy requirements for *AgEID* and *IEID* in *Experiment 3*, showcasing substantial energy savings achieved by *AgEID*. These energy calculations are obtained from the Vivado CPU power consumption report. The results for *Experiment 2* and *Experiment 4* for energy consumption is similar to that of execution time which is depicted in Figure 6 (b) and Figure 7(c) respectively. Similar to execution time, when it comes to energy consumption, key encryption demonstrates significantly lower resource utilization compared to bitstream encryption.

FPGA Resource Overhead. *AgEID*'s key aggregation algorithm primarily operates in external software, reducing FPGA resource demands. Encryption tasks are conducted externally to the FPGA. The FPGA only loads the symmetric AES key when necessary. A few kilobytes (KBs) is required for the board-specific private key and *AgEID*'s key decryption module running in the processor core of PS. Depending on device availability and licensing, we've deployed the *AgEID*'s key decryption module on PL of board *B1* (Table 4). In Table 5, an overview of FPGA's resource utilization, latency and power consumption of *AgEID* hardware decryption module is reported. Directly comparing FPGA resource overhead of *AgEID* with existing techniques is challenging due to dif-

Fig. 7: *AgEID* vs *IEID* in terms of key generation and aggregationTable 5: Resource utilization, storage, performance and power consumption report for *AgEID*'s *Decrypt()* operation of key-aggregation, on *ZC702*

Module	Resource Utilization			Storage (KB)	Performance		Power (Watt)
	LUTs	Registers	Slices		# Clock Cycles	Latency (ns)	
ECC	1181 (#)	1403 (#)	503 (#)	7695.402	2415	6.667	0.114
	2.21 (%)	1.32 (%)	3.78 (%)				
Pairing	7608 (#)	13401 (#)	1668 (#)	8119.027	57456	20	0.192
	14.35 (%)	12.59 (%)	12.54 (%)				

ferences in evaluation environments and FPGA features. However, in terms of parameters such as LUTs, Registers, and Slices, *AgEID*'s resource overhead typically falls in the range of 2% to 17%, whereas related works have resource overhead ranging from 2% to 51% [10,8,2].

7 Conclusion

This paper present *AgEID* (Aggregate Encryption and Individual Decryption) cryptosystem for FPGA bitstream protection through secure key provisioning. *AgEID* employs a new key aggregation technique and a streamlined encryption-decryption process to significantly reduce the resource overhead (storage, time, and energy) of both key and bitstream encryption, compared to existing methods. In the future, we plan to implement cutting-edge cryptographic algorithms to address threats arising from advanced on-board FPGA attacks and large-scale quantum computing attacks.

References

1. Alkabani, Y.M., Koushanfar, F.: Active hardware metering for intellectual property protection and security. In: Proceedings of 16th USENIX Security Symposium on USENIX Security Symposium (2007)
2. Bag, A., Patranabis, S., Roy, D.B., Mukhopadhyay, D.: Cryptographically secure multi-tenant provisioning of fpgas. In: Security, Privacy, and Applied Cryptography Engineering (2020)
3. Barreto, P.S.L.M., Naehrig, M.: Pairing-friendly elliptic curves of prime order. In: SAC (2006)

4. Bobda, C., et al.: The future of fpga acceleration in datacenters and the cloud. *ACM Transactions on Reconfigurable Technology and Systems* (2022)
5. Boneh, D., Boyen, X., Goh, E.J.: Hierarchical identity based encryption with constant size ciphertext. In: *Eurocrypt* (2005)
6. Boneh, D., Gentry, C., Waters, B.: Collusion resistant broadcast encryption with short ciphertexts and private keys. In: *CRYPTO* (2005)
7. Chakraborty, R.S., Bhunia, S.: Rtl hardware ip protection using key-based control and data flow obfuscation. In: *2010 23rd International Conference on VLSI Design* (2010)
8. Drimer, S., Güneysu, T., Kuhn, M.G., Paar, C.: Protecting multiple cores in a single fpga design. Draft (2008), https://saardrimer.com/sd410/papers/protect_many_cores.pdf
9. Drimer, S., Kuhn, M.G.: A protocol for secure remote updates of fpga configurations. In: *Reconfigurable Computing: Architectures, Tools and Applications* (2009)
10. Eguro, K., Venkatesan, R.: Fpgas for trusted cloud computing. In: *FPL* (2012)
11. Güneysu, T., Möller, B., Paar, C.: Dynamic intellectual property protection for reconfigurable devices. In: *FPT* (2007)
12. Guo, C., Luo, N., Bhuiyan, M.Z.A., Jie, Y., Chen, Y., Feng, B., Alam, M.: Key-aggregate authentication cryptosystem for data sharing in dynamic cloud storage. *Future Generation Computer Systems* (2018)
13. Hong, B., Kim, H.Y., Kim, M., Suh, T., Xu, L., Shi, W.: Fasten: An fpga-based secure system for big data processing. *IEEE Design & Test* (2018)
14. Hoque, T., et al.: Hidden in plaintext: An obfuscation-based countermeasure against fpga bitstream tampering attacks. *ACM Transactions on Design Automation of Electronic Systems* (2019)
15. Jin, C., Gohil, V., Karri, R., Rajendran, J.: Security of cloud fpgas: A survey. *ArXiv* (2020)
16. K., S.K., Sahoo, S., Mahapatra, A., Swain, A.K., Mahapatra, K.: A flexible pay-per-device licensing scheme for fpga ip cores. In: *2017 IEEE Computer Society Annual Symposium on VLSI (ISVLSI)* (2017)
17. Khan, N., Silitonga, A., Pachideh, B., Nitzsche, S., Becker, J.: Secure local configuration of intellectual property without a trusted third party. In: *Applied Reconfigurable Computing* (2019)
18. Koteshwara, S., Kim, C.H., Parhi, K.K.: Key-based dynamic functional obfuscation of integrated circuits using sequentially triggered mode-based design. *IEEE Transactions on Information Forensics and Security* (2018)
19. Kömürcü, G., Savas, E.: An efficient hardware implementation of the tate pairing in characteristic three. In: *ICONS* (2008)
20. Maes, R., Schellekens, D., Verbaauwhede, I.: A pay-per-use licensing scheme for hardware ip cores in recent sram-based fpgas. *IEEE Transactions on Information Forensics and Security* (2012)
21. Miller, V.S.: Use of elliptic curves in cryptography. In: *CRYPTO* (1985)
22. Saha, D., Sur-Kolay, S.: *FPGA-Based IP and SoC Security*. Springer International Publishing (2017)
23. Skhiri, R., Fresse, V., Jamont, J.P., Suffran, B., Malek, J., Margala, M.: From fpga to support cloud to cloud of fpga: State of the art. *International Journal of Reconfigurable Computing* (2019)
24. Trimberger, S., Moore, J.: Fpga security: From features to capabilities to trusted systems. In: *2014 51st ACM/EDAC/IEEE Design Automation Conference (DAC)* (2014)

25. Turan, F., Verbauwhede, I.: Proxy re-encryption for accelerator confidentiality in fpga-accelerated cloud. Cryptology ePrint Archive (2020)
26. Turan, F., Verbauwhede, I.: Trust in fpga-accelerated cloud computing. ACM Comput. Surv. (2021)
27. Vliegen, J., Mentens, N., Verbauwhede, I.: A single-chip solution for the secure remote configuration of fpgas using bitstream compression. In: ReConFig (2013)
28. Zeitouni, S., Dessouky, G., Sadeghi, A.R.: Sok: On the security challenges and risks of multi-tenant fpgas in the cloud. In: CoRR (2020)
29. Zeitouni, S., Vliegen, J., Frassetto, T., Koch, D., Sadeghi, A.R., Mentens, N.: Trusted configuration in cloud fpgas. In: 2021 IEEE 29th Annual International Symposium on Field-Programmable Custom Computing Machines (FCCM) (2021)