

Distill to Delete: Unlearning in Graph Networks with Knowledge Distillation

Yash Sinha*, Murari Mandal†, Mohan Kankanhalli*

*School of Computing, National University of Singapore

†ResPAI Lab, KIIT Bhubaneswar, India

yashsinha@comp.nus.edu.sg, murari.mandalfcs@kiit.ac.in, mohan@comp.nus.edu.sg

Abstract—Graph unlearning has emerged as a pivotal method to delete information from an already trained graph neural network (GNN). One may delete nodes, a class of nodes, edges, or a class of edges. An unlearning method enables the GNN model to comply with data protection regulations (i.e., the right to be forgotten), adapt to evolving data distributions, and reduce the GPU-hours carbon footprint by avoiding repetitive retraining. Removing specific graph elements from graph data is challenging due to the inherent intricate relationships and neighborhood dependencies. Existing partitioning and aggregation-based methods have limitations due to their poor handling of local graph dependencies and additional overhead costs. Our work takes a novel approach to address these challenges in graph unlearning through knowledge distillation, as it *distills to delete* in GNN (D2DGN). It is an efficient model-agnostic distillation framework where the complete graph knowledge is divided and marked for retention and deletion. It performs distillation with response-based soft targets and feature-based node embedding while minimizing KL divergence. The unlearned model effectively removes the influence of the deleted graph elements while preserving knowledge about the retained graph elements. D2DGN surpasses the performance of existing methods when evaluated on various real-world graph datasets by up to 43.1% (AUC) in edge and node unlearning tasks. Other notable advantages include better efficiency, better performance in removing target elements, preservation of performance for the retained elements, and zero overhead costs.

I. INTRODUCTION

Graph data is ubiquitous and pervasive in today’s data-driven world, capturing intricate relationships and dependencies among elements. Graphs represent the complex structures in various domains like social networks, biological systems, knowledge graphs, and recommendation systems [1]. Graph neural networks (GNNs) are powerful tools for analyzing and processing graph-based information. Through applications in healthcare, natural language processing, financial systems, and transportation [2], [3], GNNs have showcased their potential to discover valuable insights and enable technological advancements. However, like any other machine learning (ML) algorithm, GNNs also encode information about the training data. The recently introduced data protection regulations like GDPR [4], CCPA [5], and LGPD [6] grant the individual data holder *the right to be forgotten*, allowing them to protect their private, sensitive, and identifying information. Machine unlearning algorithms facilitate such deletion of data upon request in an ML model [7]. For graph data, graph unlearning has emerged as a pivotal method to delete information from an already trained GNN model.

In addition to legal compliance, graph unlearning has the potential to bring forth other advantages. It can enable the removal of biased, incomplete, or malicious data, thus promoting fairness and transparency. Moreover, it can facilitate the adaptation of models for evolving data distributions and changing trends. Most importantly, it can reduce the GPU-hours carbon footprint by avoiding repetitive retraining. However, designing an effective graph unlearning method presents several challenges that demand careful consideration, as the elements in a graph structure share inherent intricate relationships and neighborhood dependencies.

Background. The existing conventional unlearning methods [8] partition the graph dataset into multiple shards. This breaks the graph structure, which leads to increased costs and sub-optimal performance [9], [10]. Performance in each shard suffers from insufficient training data and poor data heterogeneity. Additional strategies of preserving graph structure and aggregating the performance of individual shards add high overhead costs, affecting the training and inference procedures significantly [11]. The cost increases with the increasing number of shards [12].

As the graph elements share similar properties and features, the unlearned model may still have retained elements that implicitly encode the deleted elements’ features, potentially leading to privacy breaches [13]. Trying to overcome these issues may inadvertently undermine the performance of the retained elements due to a solid dependency on the deleted local graph neighborhoods. Striking a delicate balance between graph structure, privacy preservation, and model performance has led to the design of various methods. Some methods tailor unlearning specifically for linear GNNs using techniques like ridge regression [14] or projection [15]. Others approximate the learning process through influence functions [16] or theoretical guarantees [17], [18], [19]. However, these approaches are often GNN-specific, demand prior knowledge of the training procedure, and scale poorly with processing large unlearning requests. While strategies like sub-graph sampling enhance scalability, they introduce additional costs to the training and inference procedures. Therefore, a model-agnostic graph unlearning method which has minimal overhead costs and is efficient in time as compared to the retrained, or *gold* model is highly desired [7]. More recently, GNNDELETE [20] presents a model-agnostic approach that alleviates some of these issues. However, it introduces an additional deletion layer, which incurs additional time and costs for model in-

ference.

Our Contribution. Our work takes a novel approach to address the challenges mentioned above in graph unlearning through knowledge distillation, as in we *distill to delete* in GNN, or in short, D2DGN. To the best of our knowledge, this is the first attempt to unlearn GNN with distillation. This approach has three key aspects: distillation architecture, distillation measure, and knowledge type. D2DGN’s distillation architecture introduces two separators for distilling knowledge from the source model. The preserver, a pre-trained model, distills knowledge marked for retention. The destroyer, either a randomly initialized, untrained, or fully trained model, distills the knowledge marked for deletion. D2DGN distills different knowledge types: response-based soft targets and feature-based node embeddings, using distillation measures of Kullback-Leibler Divergence loss and Mean Squared Error loss, respectively. We evaluate our D2DGN on five real-world graph datasets with varied sizes and characteristics. In comparison with the GOLD model, which is retrained from scratch using retained data as well as existing state-of-the-art methods, D2DGN exhibits superior performance across various aspects:

- 1) *Consistency*: D2DGN effectively deletes or unlearns the influence of elements marked for deletion. On the forget set, it achieves accuracy closest to the GOLD model, as close as $\delta = 0.5\%$. While the GOLD model has an accuracy of 50.6%, D2DGN achieves 50.1%.
- 2) *Integrity*: D2DGN preserves the original performance of the model in the local vicinity of the unlearned element. It achieves accuracy closest to the GOLD model, as close as $\delta = 0.6\%$. While the GOLD model has an accuracy of 96.4%, D2DGN achieves 95.8%. The previous state-of-the-art GNNDELETE achieves 93.4%, while other baselines achieve up to 71%.
- 3) *Membership Privacy*: D2DGN outperforms all baselines on membership inference (MI) attack [13], improving the MI ratio by +1.3, highlighting its effectiveness in preventing leakage of deleted data.
- 4) *Unlearning Cost & Inference Cost*: D2DGN has zero partitioning or aggregation overhead costs. It does not require prior knowledge of the training procedure or optimization techniques. Notably, D2DGN requires 10.2×10^6 fewer FLOPs than GNNDELETE per forward pass, making it lightweight and up to $3.2\times$ faster.

II. RELATED WORK

A. Machine Unlearning in Graph Networks

In recent years, significant advancements have been made in the field of machine unlearning across various domains such as image classification [21]–[23], regression [24], federated learning [25], graph learning [9], [10], [15], and more. Prior works on graph unlearning (Table I) can be broadly categorized into the following categories.

Sharding and aggregation-based methods. Applying SISA [8] directly to graph data can destroy the graph’s structural information and diminish model performance. To address this, GRAPHERASER [9] uses two sharding algorithms that

preserve the graph structure and node features, respectively. The first algorithm leverages community detection to partition the graph into shards while retaining its structural characteristics. The second algorithm transforms node features into embedding vectors, safeguarding their information. Additionally, a learnable aggregator combines the predictions of these shard models to enhance the significance of individual shards, contributing to the final model’s performance. GUIDE [10] extends GRAPHERASER from transductive to inductive graph settings. In the inductive context, where the graph can evolve, and test graph information remains concealed during training, the sharding algorithm incorporates sub-graph repairing to restore lost information. Furthermore, an enhanced similarity-based aggregator independently calculates the importance score of each shard.

These methods are not suitable for graph datasets for various reasons. Sharding disrupts the graph structure, leading to the loss of intricate relationships and dependencies. Poor data heterogeneity and insufficient training samples within each shard result in a notable degradation of GNN performance [11]. Sharding adds additional computational costs to the training step, which escalate with the number of shards [12], necessitating additional hyper-parameter tuning. The inference step requires aggregation methods based on the shard’s importance score, affecting its performance and elevating costs further. These methods can only work if they have complete training data, prior knowledge about the training procedure, optimizations used, and more.

Model-intrinsic methods. To address the overhead costs associated with sharding and aggregation, these methods propose unlearning tailored to specific GNNs. GRAPHEDITOR [14] achieves closed-form computation of the influence of deleted nodes using ridge regression, ensuring precise unlearning through theoretical guarantees. The exact unlearning method is versatile, accommodating scenarios like node and edge updates and introducing sub-graph sampling to manage scalability concerns. The authors extend it to GRAPHPROJECTOR [15] to unlearn node features by projecting the weight parameters of the pre-trained model onto a subspace that is irrelevant to the features of the nodes to be forgotten.

Since these methods are often designed with specific GNN architectures and scenarios in mind, they are incompatible with popular nonlinear GNNs and knowledge graphs. Sub-graph sampling adds additional cost to the unlearning process. They do not eliminate the potential for unintended leakage of sensitive information.

Model-agnostic methods. Another line of thought is to approximate the unlearning process so as to avoid sharding as well as dependence on specific types of models. CERTUNLEARN [17], [18] computes gradients of the loss function for parameters, adjusting them to reduce data point influence. Matrix computations refine updates based on parameter-data relationships, minimizing their impact on predictions. It provides upper bounds on certain norms of the gradient residuals, which gives a measure of confidence in the unlearning mechanism. To approximate unlearning, another recent work GIF [16] employs influence functions. It estimates the parameter changes in a GNN when specific graph elements

are removed from the graph while considering the structural dependencies. This makes it better than traditional influence functions. CERTUNLEARNEDGE [19] proposes certified unlearning specifically for edges introducing a linear noise term in the training loss to hide the gradient residual and using influence functions to estimate parameter changes. Recently, GNNDELETE [20] proposes a layer-wise deletion operator that removes the influence of deleted nodes and edges both from model weights and neighboring representations to preserve the remaining knowledge.

Approximate methods face the challenge of effectively removing the influence of graph elements that share intricate relationships and dependencies. Information may still be implicitly encoded in retained elements making unlearning ineffective. However, extensive unlearning may undermine the performance of the retained elements due to a solid dependency on the deleted local graph neighborhoods. Further, the unlearned model must prevent unintended information leakage; success in membership inference attacks suggests lingering forgotten data traces even after unlearning.

Finally, a time-efficient unlearning method with minimal impact on training and minimal overhead costs in inference that closely approximates the performance of a retrained, or *gold* model is needed.

Other related graph unlearning works. While the works mentioned above focus on node and edge unlearning, SUBGRAPHUNLEARN [26] focuses on unlearning sub-graph classification. It proposes a nonlinear graph learning framework based on Graph Scattering Transform. The goal is to make the model forget the representation of a specific target sub-graph, thereby obscuring its classification accuracy. FEDLU [27] presents a federated learning framework for unlearning knowledge graph embeddings in a heterogeneous setting. From cognitive neuroscience, it combines ideas of using retroactive interference and passive decay steps to recover performance and, thus, prevent forgotten knowledge from affecting the results. Federated learning involves training models on decentralized data sources, and therefore, it may raise concerns about data privacy and security. Another recent work SAFE [28] highlights a trade-off between the cost of unlearning and the inference cost of the model. As the number of shards increases, unlearning cost decreases, but the inference cost increases. To address this, they propose the concept of a shard graph, which incorporates information from other shards at the time of training. Thus, the inference cost decreases significantly with a slight increase in the unlearning cost. Increasing information from other shards may increase training time per shard. If the number of shards is large, it could lead to longer training times and higher resource requirements. A detailed comparison of our proposed work with the existing state-of-the-art graph unlearning methods is presented in Table I.

B. Knowledge Distillation

Knowledge distillation and its applications have aroused considerable attention in recent few years [29]. Various perspectives of knowledge, distillation schemes, teacher-student architectures [30], distillation algorithms and applications have

been studied [31] [32]. Recently, knowledge distillation has been proposed as a promising technique for machine unlearning. [22] proposes a student-teacher architecture-based knowledge distillation technique where knowledge from competent and incompetent teachers is selectively transferred to the student. However, it is not directly applicable to graph datasets containing relationships and dependencies between elements.

III. PRELIMINARIES

Graph Unlearning. Let $\mathcal{D} = \{x_i, y_i\}_{i=1}^N$ represent a dataset of N samples, where for every i^{th} sample $x_i \in \mathbb{R}$, there is a corresponding output $y_i \in \mathbb{R}$. The aim is to forget a set of data points, represented by \mathcal{D}_f , while retaining another set of data points, represented by \mathcal{D}_r . It holds that $\mathcal{D}_r \cup \mathcal{D}_f = \mathcal{D}$ and $\mathcal{D}_r \cap \mathcal{D}_f = \emptyset$. Let $M(\cdot, \varphi)$ be a model with parameters φ . Given an input x , the model's output is $M(x, \varphi)$. For a machine learning algorithm A , it generates model parameters as $\varphi = A(\mathcal{D})$. A *gold model* is trained from scratch only on the retain set \mathcal{D}_r , denoted by $\varphi_r = A(\mathcal{D}_r)$. An unlearning algorithm U utilizes all or a subset of \mathcal{D}_r and \mathcal{D}_f , as well as the original model φ to generate an unlearned model φ_u . Hence,

$$\varphi_u = U(\varphi, \mathcal{D}_r, \mathcal{D}_f). \quad (1)$$

Extending this in the context of graphs, let $\mathcal{G} = (\mathcal{V}, \mathcal{E})$ represent an attributed graph, where \mathcal{E} denotes the set of $|\mathcal{E}|$ edges, and \mathcal{V} denotes the set of $|\mathcal{V}|$ nodes. Each vertex $v \in \mathcal{V}$ is associated with a label denoted as y_v , and each edge $e \in \mathcal{E}$ has an associated label y_e . For edge unlearning, $\mathcal{D} = \{e_i, y_{e_i}\}_{i=1}^{|\mathcal{E}|}$, $e_i \in \mathcal{E}$. The set of edges marked for forgetting is $\mathcal{D}_f = \mathcal{E}_f \subseteq \mathcal{E}$, and the set of edges marked for retaining is $\mathcal{D}_r = \mathcal{E}_r = \mathcal{E} \setminus \mathcal{E}_f$. Similarly, for node unlearning, $\mathcal{D} = \{v_i, y_{v_i}\}_{i=1}^{|\mathcal{V}|}$, $v_i \in \mathcal{V}$, $\mathcal{D}_f = \mathcal{V}_f \subseteq \mathcal{V}$ and $\mathcal{D}_r = \mathcal{V}_r = \mathcal{V} \setminus \mathcal{V}_f$.

Problem Formulation. Given an attributed graph dataset \mathcal{G} and a GNN model $M(\cdot, \varphi)$, devise an unlearning algorithm U , that unlearns the forget set \mathcal{D}_f to obtain an unlearned model $M(\cdot, \varphi_u)$ with updated parameters $\varphi_u = U(\varphi, \mathcal{D}_r, \mathcal{D}_f)$, such that φ_u closely approximates the performance of the gold model:

$$P(M(x, \varphi_u) = y) \approx P(M(x, \varphi_r) = y), \quad \forall x \in \mathcal{D} \quad (2)$$

where $P(X)$ denotes the probability distribution of any random variable X . Close approximation requires that the unlearned model possesses the following set of crucial properties:

Consistency: The unlearning algorithm U should effectively remove the influence of entities in \mathcal{D}_f . The parameters φ_u should lead to a probability distribution that closely aligns with the gold model's probability distribution. $P(M(x, \varphi_u) = y) - P(M(x, \varphi_r) = y) \leq \epsilon_f, \forall x \in \mathcal{D}_f$. If ϵ_f is high, the unlearning process is not very successful in reducing the influence of the forget set. The impact of the forget set still holds significant sway over the model's predictions. Conversely, if ϵ_f is low, it suggests a potential overfitting issue on the forget set due to extensive unlearning. The influence still exists, which the model uses to misclassify the forget set deliberately. So, ϵ_f should tend to zero.

Method	Model Paradigm	Impact on dataset	Training Overhead	Impact on performance	Inference Overhead	Membership Inference	Unlearning performance	Unlearning Scalability	Time
GRAPHERASER [9], GUIDE [10]	Sharding & aggregation based	Disrupts graph structure	Sharding	Poor performance on shards	Aggregation	Prone to data leaks	Worst case: requires full re-training	High	Low, as the number of shards increases
GRAPHEditor [14], GRAPHPROJECTOR [15]	Model-intrinsic, linear GNNs only	None	None	None	Sub-graph sampling	Prone to MIA	Limited	Medium	Scales poorly with rising computation cost for forget set's influence
GNNDELETE [20], CERTUNLEARN-EDGE [19], GIF [16], CERTUNLEARN [17] [18]	Model agnostic, applicable to all	None	Linear noise	Affected due to linear noise	Layer-wise deletion	Not as robust	Ineffective with intricate node-edge links	Medium	Matrix computation for parameter changes scales poorly
D2DGN (Ours)	Model agnostic, applicable to all	None	None	None	None	Robust to MIA	Effective in removal and preservation	Lowest	Scalable, effective even when graph size increases

TABLE I: Comparison of Different Graph Unlearning Methods

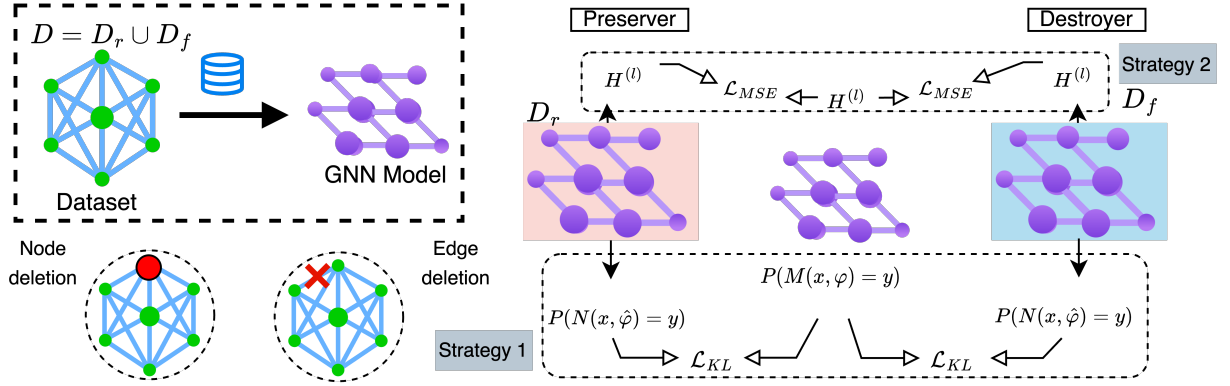


Fig. 1: This figure illustrates the proposed method. The *GNN Model* is the original model trained on the complete data. The edge or node deletion requests are carried out as per the proposed D2DGN. We have shown Strategy 1 and Strategy 2 of our work here.

Integrity: Equally important is preserving knowledge from \mathcal{D}_r . $P(M(x, \varphi_u) = y) - P(M(x, \varphi_r) = y) \leq \epsilon_r, \forall x \in \mathcal{D}_r$. A high value of ϵ_r indicates that the model's generalization is compromised, as it becomes excessively tailored to the specific traits of the retain set. On the other hand, if ϵ_r is low, it indicates that the unlearning process has inadvertently led to the loss of characteristics of the retain set. So, ϵ_r should tend to zero.

Membership Privacy: The unlearned model must refrain from inadvertently disclosing or leaking information regarding specific data points in its training dataset. If the model's predictions concerning membership achieve high accuracy, this could signal potential privacy vulnerabilities, suggesting that traces of the training data persist within the model even post-unlearning.

Efficiency: The unlearning process should be faster than retraining the model from scratch. The unlearning method should be lightweight, generic and agnostic to model-specific architecture details. These qualities minimize prerequisites for training knowledge and optimization techniques while not necessarily requiring access to the complete training data.

IV. PROPOSED METHOD

The proposed method D2DGN departs from vanilla knowledge distillation [33] to facilitate effective graph unlearning.

Since separating the graph entities present in the retain and the forget sets is challenging due to their intricate relationships and dependencies, we introduce two models, or separators, that separate retained and deleted knowledge. The knowledge *preserver* aids in retaining the knowledge, preventing its loss during unlearning. Conversely, the knowledge *destroyer* aids in forgetting the targeted knowledge. D2DGN encompasses three key aspects: distillation architecture, distillation measure, and knowledge type.

Distillation architecture is shown in Figure 1, which is composed of three key components: The *source*, $M(\cdot, \varphi)$, represents the larger, complex model for knowledge transfer. It is trained fully on the complete dataset by algorithm A , where $\varphi = A(\mathcal{D})$. It operates in training mode. Knowledge *preserver*, $M(\cdot, \varphi^*)$, aids to retain knowledge by supplying positive knowledge, or embeddings of connected nodes. It has the same model parameters as the source, $\varphi^* = A(\mathcal{D})$, but acts in inference mode. Knowledge *destroyer* aids in forgetting targeted knowledge by either supplying neutral knowledge or negative knowledge. It acts in inference mode. Neutral knowledge refers to embeddings for connected nodes in the graph, but from a randomly initialized, untrained model, $N(\cdot, \hat{\varphi})$. Negative knowledge refers to embeddings of unconnected nodes in the trained model, $N(\cdot, \bar{\varphi})$. Finally, the *unlearned*

model is the transformed state of the source after distillation with the preserver and destroyer. It is denoted with updated parameters as $M(\cdot, \varphi_u)$.

We propose unlearning algorithm D2DGN such that $\varphi_u = \text{D2DGN}(\varphi, \varphi^*, \hat{\varphi}, \mathcal{D}_r, \mathcal{D}_f)$. Notice that as compared to Eq.1, it has two additional inputs, φ^* and $\hat{\varphi}$. To preserve knowledge, D2DGN minimizes the loss between the source and preserver for the retain set \mathcal{D}_r .

$$\text{Loss}_r = \mathcal{L} \left(M(x, \varphi), M(x, \varphi^*) \right), \forall x \in \mathcal{D}_r \quad (3)$$

Similarly, to destroy targeted knowledge, D2DGN minimizes loss between the source and destroyer for the forget set \mathcal{D}_f . Two options exist for the knowledge destroyer, to either supply neutral or negative knowledge:

$$\text{Loss}_f = \mathcal{L} \left(M(x, \varphi), N(x, \hat{\varphi}) \right), \forall x \in \mathcal{D}_f \quad (4)$$

$$\text{Loss}_f = \mathcal{L} \left(M(x, \varphi), N(x, \bar{\varphi}) \right), \forall x \in \mathcal{D}_f \quad (5)$$

where \mathcal{L} represents the chosen distillation measure.

Distillation measure refers to the specific loss used to refine the knowledge of the source to unlearn. We explore two loss measures to achieve this: Kullback-Leibler Divergence (KL-divergence) [34] and Mean Squared Error (MSE).

The KL-divergence measures the similarity between two probability distributions. For two models $M(\cdot, \varphi)$ and $N(\cdot, \varphi')$, the KL-divergence is defined by

$$\mathcal{L}_{\text{KL}} \left(M(\cdot, \varphi) \parallel N(\cdot, \varphi') \right) = E_{x \sim P(x)} \left[\log \frac{P(M(x, \varphi) = y)}{P(N(x, \varphi') = y)} \right] \quad (6)$$

$\forall x \in \mathcal{D}$. The Mean Squared Error (MSE) loss function between the two sets of node embeddings can be formally defined as follows:

$$\mathcal{L}_{\text{MSE}} \left(M(\cdot, \varphi), N(\cdot, \varphi') \right) = \sum_l \mathbf{I}_{\text{MSE}} \left(\mathbf{H}_M^{(l)}, \mathbf{H}_N^{(l)} \right) \quad (7)$$

where $\mathbf{H}_M^{(l)}$ and $\mathbf{H}_N^{(l)}$ are the matrices of node embedding for models $M(\cdot, \varphi)$ and $N(\cdot, \varphi')$ at layer l , respectively. These measures evaluate the similarity between different knowledge types.

Knowledge type refers to the different forms in which the source $M(\cdot, \varphi)$ stores knowledge, which can be distilled. *Response-based knowledge* involves capturing the neural response of the last output layer of the source. The main objective is to mimic the final predictions of the source directly. The knowledge source generates soft targets, representing probabilities that the input belongs to different classes. These probabilities can be estimated using the softmax function, as shown in Eq. 8:

$$p_{ui}^{(l)} = \frac{\exp(z_{ui}^{(l)}/T)}{\sum_{j=1}^C \exp(z_{uj}^{(l)}/T)} \quad (8)$$

where $p_{ui}^{(l)}$ is the probability that node u belongs to class i , T is the temperature parameter to control the sharpness of the probability distribution, and C is the number of classes. *Feature-based knowledge* involves capturing multiple levels

of feature representations from the intermediate layers of the source. The primary objective is to directly match the feature activation of the source and the separator. D2DGN utilizes node embeddings to effectively capture essential structural information and patterns from the source. It alters the GNN architecture to extract embedding from all layers, rather than just the last layer, during the forward pass, i.e., $\mathbf{H}^{(1)}, \dots, \mathbf{H}^{(l)}$, where l is the total number of layers in the GNN.

Strategies. We present three unlearning strategies combining the distillation architecture, knowledge type, and distillation measures. Overall, the unlearning objective is formulated in Eq.9 as follows:

$$\text{Loss} = \alpha \cdot \text{Loss}_r + (1 - \alpha) \cdot \text{Loss}_f \quad (9)$$

where α is the regularization coefficient, that balances the trade-off between the effects of the two separators.

Strategy 1 employs response-based knowledge, utilizing soft targets for minimizing the KL divergence loss. The destroyer is $N(\cdot, \hat{\varphi})$.

$$\begin{aligned} \text{Loss} = & \alpha \cdot \mathcal{L}_{\text{KL}} \left(M(x, \varphi) \parallel M(x, \varphi^*) \right) \\ & + (1 - \alpha) \cdot \mathcal{L}_{\text{KL}} \left(M(x', \varphi) \parallel N(x', \hat{\varphi}) \right) \quad (10) \\ & , \forall x \in \mathcal{D}_r, \forall x' \in \mathcal{D}_f \end{aligned}$$

Strategy 2 employs feature-based knowledge, utilizing the neutral knowledge, minimized with MSE. The destroyer is $N(\cdot, \hat{\varphi})$. *Strategy 3* is the same as *Strategy 2* but uses negative knowledge $N(\cdot, \bar{\varphi})$ as the destroyer.

$$\begin{aligned} \text{Loss} = & \alpha \cdot \mathcal{L}_{\text{MSE}} \left(M(x, \varphi), M(x, \varphi^*) \right) \\ & + (1 - \alpha) \cdot \mathcal{L}_{\text{MSE}} \left(M(x', \varphi), N(x', \hat{\varphi}) \right) \quad (11) \\ & , \forall x \in \mathcal{D}_r, \forall x' \in \mathcal{D}_f \end{aligned}$$

$$\begin{aligned} \text{Loss} = & \alpha \cdot \mathcal{L}_{\text{MSE}} \left(M(x, \varphi), M(x, \varphi^*) \right) \\ & + (1 - \alpha) \cdot \mathcal{L}_{\text{MSE}} \left(M(x', \varphi), N(x', \bar{\varphi}) \right) \quad (12) \\ & , \forall x \in \mathcal{D}_r, \forall x' \in \mathcal{D}_f \end{aligned}$$

Information bound. Information about the forget set in the unlearned model is bounded by the information contained in the knowledge destroyer. In their work, [35] employ read-out functions and leverage KL-Divergence between the distributions obtained from the unlearned and retrained models for the forget set. This serves as a metric for the remaining information in classification problems. In our graph context, we use the identity function as our read-out function, we use the predicted values themselves for comparing distributions. We denote the information within a model $M(\cdot, \varphi)$ regarding a dataset \mathcal{D} as $\mathcal{I}(M(\mathcal{D}, \varphi))$. Then,

$$\mathcal{I}(M(\mathcal{D}_f, \varphi)) \approx \mathcal{I}(N(\mathcal{D}_f, \hat{\varphi})) \quad (13)$$

$$\text{or}, \mathcal{I}(N(\cdot, \hat{\varphi}), \mathcal{D}_f) \propto \mathcal{L}_{\text{KL}} \left(M(x, \varphi), N(x, \hat{\varphi}_r) \right) \quad (14)$$

$$\text{or}, \mathcal{I}(N(\cdot, \hat{\varphi}), \mathcal{D}_f) = k \cdot \mathcal{L}_{\text{KL}} \left(M(x, \varphi), N(x, \hat{\varphi}_r) \right) \quad (15)$$

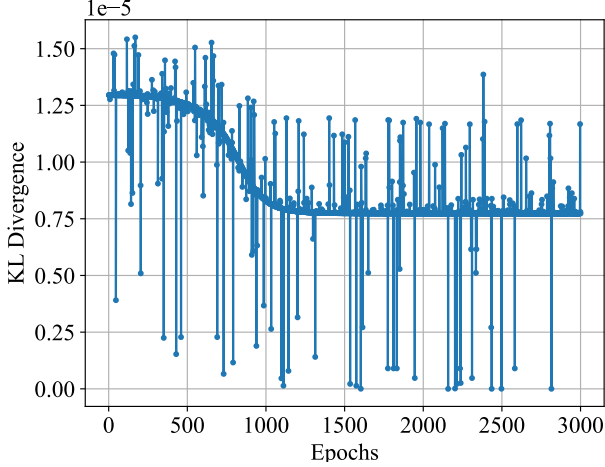


Fig. 2: KL-Divergence between knowledge destroyer and knowledge preserver with respect to the increasing number of epochs. We observe that with increasing epochs, the knowledge destroyer is reaching closer to the prediction distribution of the knowledge preserver on the forget set \mathcal{D}_f .

TABLE II: Statistics of evaluated datasets

Dataset	#Nodes	#Edges
CiteSeer	3327	9104
Cora	19793	126842
CS	18333	163788
DBLP	17716	105734
PubMed	19717	88648

where k is a constant of proportionality.

In Figure 2, we depict a graph illustrating the KL-Divergence (between the knowledge destroyer and knowledge preserver) as number of epochs increase. Notice that the knowledge destroyer reaches closer to the prediction distribution of the knowledge preserver on the forget set. This convergence can be expressed as $\mathcal{L}_{KL}(M(x, \varphi);,; N(x, \hat{\varphi}_r)) \leq \epsilon$, where $\epsilon \propto 1/n$ and n represents the epochs for which the knowledge destroyer is trained. If $\epsilon = c/n$, with c being a constant, then $\mathcal{L}_{KL}(M(x, \varphi);,; N(x, \hat{\varphi}_r)) \leq kc/n$. Consequently, the disclosed information by D2DGN is constrained by kc/n .

Theoretical analysis of time complexity. The GNN forward pass has the time complexity $O(L \cdot N \cdot F^2 + L \cdot |E| \cdot F)$, where N , F , $|E|$ and L are the number of nodes, node features, edges and GNN layers, respectively. The complexity of computation of distillation losses are, KL divergence: $O(N \cdot d)$ and Mean Squared Error: $O(N \cdot d^2)$, where d is dimensionality of node embeddings. The GNN forward pass is the dominant factor whereas computation of distillation losses is a smaller factor. Hence, the time complexity of the proposed method is $O(L \cdot N \cdot F^2 + L \cdot |E| \cdot F)$.

V. EXPERIMENTAL SETUP

All the experiments are performed on 4x NVIDIA RTX2080 (32GB). We show the outcome of *Strategy 1* in results, while

a comprehensive comparison of the different strategies is provided in the ablation studies. The regularization coefficient α in Eq. 9 is set to 0.5 in all experiments. We use the identical settings as in the case of GNNDELETE and present their results exactly as reported in their paper.

Datasets. We evaluate D2DGN on several datasets: CiteSeer [36], Cora [36], CS [37], DBLP [38], and PubMed [36]. The specific details of each dataset are presented in Table II.

GNN Architectures used. We comprehensively evaluate the flexibility and effectiveness of D2DGN by testing it on three distinct GNN architectures. Specifically, we evaluate our approach on Graph Convolutional Networks (GCN) [39], Graph Attention Networks (GAT) [40], and Graph Isomorphism Networks (GIN) [41].

Baselines and State-of-the-art. The GOLD model assumes a central role among the baseline methods. It serves as a benchmark by being trained exclusively on the retain set from scratch, against which the performance of the unlearned model is measured. Any other unlearned model is expected to closely approximate the GOLD model’s performance. Furthermore, our evaluation encompasses six additional baseline methods: GRADASCENT employs gradient ascent on edge features using the cross-entropy loss, iteratively updating the model’s parameters. D2D Descent-to-delete [42] handles deletion requests sequentially using convex optimization and reservoir sampling. GRAPHERASER uses partitioning and aggregation-based methods with optimizers to extend SISA [8] for graphs. GRAPHEDITOR [14] is an approach that unlearns linear GNN models through fine-tuning based on a closed-form solution. CERTUNLEARN [17] introduces a certified unlearning technique for linear GNNs. GNNDELETE [20] introduces a layer-wise deletion operator that removes the influence of deleted nodes and edges from model weights and neighboring representations while preserving the remaining knowledge.

Evaluation Metrics. We employ a diverse set of evaluation metrics to comprehensively assess the performance of D2DGN. (a) *AUC on the Forget set \mathcal{D}_f* measures how consistently the unlearned models can differentiate deleted elements (in \mathcal{D}_f) from the remaining elements (in \mathcal{D}_r). To calculate the area under the curve, we factor in the total count of the deleted elements within \mathcal{D}_f , and in the equal count, we sample retained elements from \mathcal{D}_r . Subsequently, we assign a label of 0 to the deleted elements and 1 to the retained elements. Values closer to the GOLD model signify better unlearning *consistency*, i.e., effectiveness in reducing the influence of deleted elements. (b) *AUC on the Retain set \mathcal{D}_r* measures the prediction performance of the unlearned models. Values closer to the GOLD model signify better unlearning *integrity*, i.e., effectiveness in preserving the knowledge about retained elements. (c) *Membership Inference (MI) Ratio*, derived from an MI attack [13], gauges the efficacy of unlearning by quantifying the probability ratio of \mathcal{D}_f presence before and after the unlearning process. A ratio surpassing 1 signifies reduced information retention about \mathcal{D}_f , indicating enhanced *membership privacy*. Conversely, a ratio below 1 suggests greater retention of information about \mathcal{D}_f . (d) *Unlearning Cost* measures the cost of unlearning in the GNN. We present *unlearning time*, representing the duration required for the

TABLE III: AUC results for link prediction when unlearning 2.5% edges $\mathcal{E}_f = \mathcal{E}_{f,IN}$ on DBLP dataset. The closest method to GOLD model is marked in **bold**, and the second closest is underlined. ‘-’ denotes that method is not applicable for those GNNs.

Model	GCN		GAT		GIN	
	\mathcal{E}_r	\mathcal{E}_f	\mathcal{E}_r	\mathcal{E}_f	\mathcal{E}_r	\mathcal{E}_f
GOLD	0.964 \pm 0.003	0.506 \pm 0.013	0.956 \pm 0.002	0.525 \pm 0.012	0.931 \pm 0.005	0.581 \pm 0.014
GRADASCENT	0.555 \pm 0.066	0.594 \pm 0.063	0.501 \pm 0.020	0.700 \pm 0.025	0.524 \pm 0.017	0.502 \pm 0.002
D2D	0.500 \pm 0.000	<u>0.500 \pm 0.000</u>	0.500 \pm 0.000	<u>0.500 \pm 0.000</u>	0.500 \pm 0.000	0.500 \pm 0.000
GRAPHERASER	0.527 \pm 0.002	<u>0.500 \pm 0.000</u>	0.538 \pm 0.013	<u>0.500 \pm 0.000</u>	0.517 \pm 0.009	0.500 \pm 0.000
GRAPHEDITOR	0.776 \pm 0.025	<u>0.432 \pm 0.009</u>	-	-	-	-
CERTUNLEARN	0.718 \pm 0.032	0.475 \pm 0.011	-	-	-	-
GNNDELETE	0.934 \pm 0.002	0.748 \pm 0.006	0.914 \pm 0.007	0.774 \pm 0.015	0.897 \pm 0.006	0.740 \pm 0.015
D2DGN (<i>Ours</i>)	0.958 \pm 0.009	0.501 \pm 0.103	0.939 \pm 0.019	0.534 \pm 0.010	0.937 \pm 0.014	0.541 \pm 0.011

TABLE IV: MI Ratio(\uparrow) results for link prediction when unlearning 2.5% edges $\mathcal{E}_f = \mathcal{E}_{f,IN}$ on DBLP dataset. The best method is marked in **bold**, and the second best is underlined.

Model	GCN	GAT	GIN
GOLD	1.255 \pm 0.207	1.223 \pm 0.151	1.200 \pm 0.177
GRADASCENT	1.180 \pm 0.061	1.112 \pm 0.109	1.123 \pm 0.103
D2D	1.264 \pm 0.061	1.112 \pm 0.109	1.123 \pm 0.103
GRAPHERASER	1.101 \pm 0.032	1.264 \pm 0.000	<u>1.264 \pm 0.000</u>
GRAPHEDITOR	1.189 \pm 0.193	1.189 \pm 0.104	1.071 \pm 0.113
CERTUNLEARN	1.103 \pm 0.087	1.103 \pm 0.087	1.103 \pm 0.193
GNNDELETE	1.266 \pm 0.106	1.338 \pm 0.122	1.254 \pm 0.159
D2DGN (<i>Ours</i>)	2.531 \pm 0.163	1.715 \pm 0.108	8.485 \pm 0.181

unlearning process in a model. (e) *Inference Cost* evaluates the overhead of the unlearning method on both training and inference stages of the original model. We quantify this impact by reporting the number of floating-point operations (FLOPs) executed by the unlearned model per forward pass.

Sampling strategies. We use two strategies for sampling edges in the forget set \mathcal{E}_f . When $\mathcal{E}_f = \mathcal{E}_{f,IN}$, edges are sampled within the 2-hop enclosing sub-graph of \mathcal{E}_r . Conversely, when $\mathcal{E}_f = \mathcal{E}_{f,OUT}$, edges are sampled outside the 2-hop enclosing sub-graph of \mathcal{E}_r .

VI. RESULTS

A. Comparison with SOTA on GNN Architectures

Integrity: We conduct a comparative analysis of D2DGN against a range of state-of-the-art methods. Table III presents the results for AUC performance. On the retain set \mathcal{D}_r , for GCN architecture, D2DGN consistently achieves performance levels closest to the GOLD model, outperforming GRAPHERASER, GRAPHEDITOR, CERTUNLEARN, and GNNDELETE by 43.1%, 18.2%, 24.0%, and 2.4%, respectively. Similarly, it outperforms other baselines across GNN architectures like GAT and GIN. These results substantiate that D2DGN achieves the *best integrity*, preserving critical knowledge through the unlearning process.

Consistency: On the forget set \mathcal{D}_f , for GCN architecture, D2DGN achieves performance levels closest to the GOLD model, as close as $\delta = 0.1\%$, outperforming GRAPHERASER, GRAPHEDITOR, CERTUNLEARN, and GNNDELETE which achieve $\delta = 0.6\%$, 7.4% , 3.1% , and 24.2% , respectively.

Similar results follow for GAT and GIN. These results substantiate that D2DGN achieves the *best consistency*, effectively removing knowledge through unlearning.

GRAPHERASER cannot capture the inherent intricate relationships and neighborhood dependencies since the graph structure is broken into shards and overfits specific shards. GRAPHEDITOR and CERTUNLEARN, constrained by their linear architectures, are not as effective. DESCENT-TO-DELETE and GRADASCENT adjust the model parameters equally and do not adapt to the removal of specific data, thus losing their ability to unlearn.

It is intriguing to note that GNNDELETE achieves an AUC significantly higher, seemingly better than even the GOLD model. However, an overly elevated or diminished AUC may imply the potential presence of overfitting issues due to extensive unlearning. The influences from the forget set within the model persist, as reconfirmed by the results of the Membership Inference Attack.

MI Ratio: Table IV shows that D2DGN outperforms all other baselines on the MI Ratio, highlighting its effectiveness in preventing leakage of forgotten data. For GCN architecture, it improves on the baselines GRAPHERASER, GRAPHEDITOR, CERTUNLEARN, and GNNDELETE by +1.43, +1.34, +1.42, and +1.26, respectively. Similarly, it outperforms other baselines across other GNN architectures. These results substantiate that D2DGN achieves the *best membership privacy*, preventing leakage of forgotten data amidst the unlearning process.

We evaluate D2DGN on node unlearning as well. It involves the selective removal of individual nodes from a GNN without affecting the performance of the downstream tasks for the retained nodes. Table VI presents a comprehensive comparison of D2DGN with the state-of-the-art models on the DBLP dataset. Noteworthy findings include the excellent performance of GNNDELETE, marked in bold, with an AUC score closest to the GOLD model with $\delta = 3.5\%$. Remarkably, D2DGN achieves the second-best, competitive AUC score, denoted by underlining, with $\delta = 10.5\%$. Due to similarities in properties and features among graph nodes, removing nodes can still implicitly retain features of deleted nodes. GNNDELETE’s strategy of retaining node-specific representations in local graph neighborhood seems to be better than the global node feature-based distillation of D2DGN. The trade-offs involved

TABLE V: AUC performance on link prediction when unlearning 2.5% edges $\mathcal{E}_f = \mathcal{E}_{f,IN}$ and $\mathcal{E}_{f,OUT}$ across multiple datasets: CiteSeer [36], Cora [36], CS [37], DBLP [38], and PubMed [36]. The closest method to GOLD model is marked in **bold**.

Dataset	GOLD		GNNDDELETE		D2DGN		GOLD		GNNDDELETE		D2DGN	
	$\mathcal{E}_{r,IN}$	$\mathcal{E}_{f,IN}$	$\mathcal{E}_{r,IN}$	$\mathcal{E}_{f,IN}$	$\mathcal{E}_{r,IN}$	$\mathcal{E}_{f,IN}$	$\mathcal{E}_{r,OUT}$	$\mathcal{E}_{f,OUT}$	$\mathcal{E}_{r,OUT}$	$\mathcal{E}_{f,OUT}$	$\mathcal{E}_{r,OUT}$	$\mathcal{E}_{f,OUT}$
CiteSeer	0.951	0.522	0.926	0.717	0.937	0.387	0.938	0.706	0.951	0.896	0.936	0.578
Cora	0.966	0.520	0.925	0.716	0.964	0.511	0.966	0.790	0.953	0.912	0.964	0.755
CS	0.968	0.545	0.941	0.731	0.965	0.533	0.968	0.767	0.951	0.897	0.967	0.732
DBLP	0.964	0.506	0.934	0.748	0.958	0.501	0.965	0.777	0.957	0.892	0.965	0.734
PubMed	0.968	0.499	0.920	0.739	0.969	0.525	0.967	0.696	0.954	0.909	0.969	0.666

in preserving information during node and edge unlearning are delicate, affirming D2DGN’s competitive standing.

B. Comparison with SOTA on Different Datasets

Table V presents a performance of D2DGN’s performance across various datasets. While the datasets themselves differ significantly in terms of the number of nodes and edges, D2DGN consistently showcases its effectiveness in unlearning across this wide spectrum of graph sizes and differing graph characteristics. Further, the results highlight the superiority of D2DGN over GNNDDELETE for both the edge sampling strategies, $\mathcal{E}_{f,IN}$ and $\mathcal{E}_{f,OUT}$. Unlearning $\mathcal{E}_{f,IN}$, which pertains to the edges within the 2-hop enclosing subgraph of \mathcal{E}_r , is challenging due to the intricate inter dependencies within the local neighborhood.

C. Efficiency Analysis

Unlearning time comparison of our method with existing methods is shown in Figure 3. D2DGN demonstrates a remarkable speed advantage, being up to $5.3\times$ faster than the GOLD model. This is observed for all datasets with varying graph sizes and characteristics. Specifically, it is faster on datasets CiteSeer, DBLP, PubMed, Cora and CS by $2.1\times$, $3.2\times$, $5.3\times$, $3.2\times$ and $3.0\times$ respectively. It is even faster than the existing state-of-the-art method GNNDDELETE for all datasets except for very small datasets like CiteSeer. Specifically, it is faster on datasets DBLP, PubMed, Cora and CS by $1.4\times$, $3.2\times$, $2.5\times$, and $2.6\times$ respectively.

Inference cost. We present FLOPs (floating-point operations) per forward pass, for comparing inference cost in Figure 4. GNNDDELETE adds a deletion layer, increasing computational overhead. In contrast, D2DGN uses the standard GCN architecture, avoiding extra unlearning costs. For example, in DBLP dataset, with 17k nodes and 100k edges, D2DGN has about $5.20 \times 1e9$ FLOPs per forward pass, while GNNDDELETE has $5.21 \times 1e9$ FLOPs ($10.2 \times 1e6$ additional FLOPs). Cumulatively, this has a significant impact over multiple passes and epochs. Others like GRAPHERASER, incur even higher overhead due to partitioning and aggregation.

Recently, GIF [16] was proposed as a new unlearning technique applicable to link prediction tasks. D2DGN consistently outperforms GIF (Table VIII) on various unlearning ratios on the Cora and PubMed datasets.

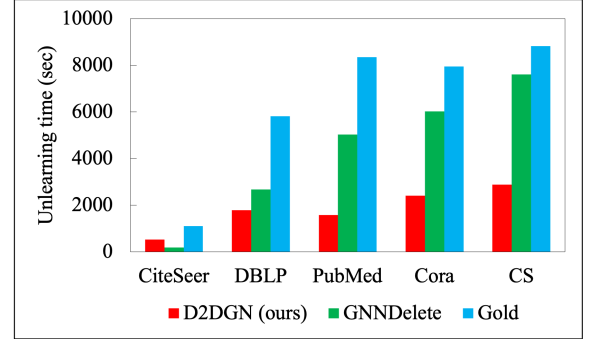


Fig. 3: Unlearning time comparison across datasets: D2DGN vs. SOTA and GOLD models (\downarrow).

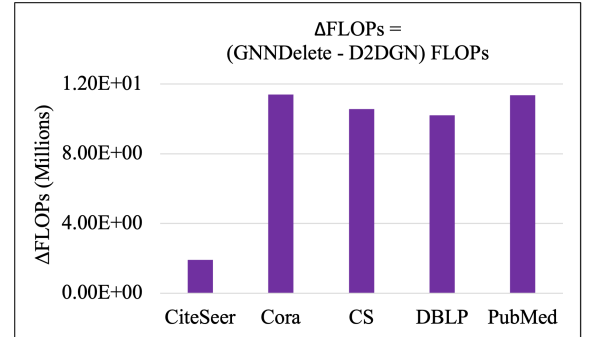


Fig. 4: Difference in FLOPs: D2DGN vs. GNNDDELETE across datasets (\downarrow).

Fig. 5: Efficiency Analysis

TABLE VI: AUC results for link prediction, unlearning 100 nodes on **DBLP**. Best in **bold**, second best underlined

Model	DBLP
GOLD	0.973 ± 0.002
GRADASCENT	0.571 ± 0.032
D2D	0.507 ± 0.002
GRAPHERASER	0.513 ± 0.004
GRAPHEDITOR	0.697 ± 0.031
CERTUNLEARN	0.713 ± 0.025
GNNDDELETE	0.938 ± 0.004
D2DGN	<u>0.868 ± 0.015</u>

VII. ABLATION STUDIES

A. Comparison across strategies.

We compare the three strategies of D2DGN in Table IX across AUC on the retain and forget sets, MI Ratio, as well as unlearning time. *Strategies 2 and 3* achieve a marginally

TABLE VII: AUC results for link prediction, unlearning up to 50% edges on **DBLP** and **PubMed** with D2DGN.

Ratio (%)	DBLP	PubMed
0.5%	0.967	0.960
2.5%	0.969	0.958
5%	0.965	0.957
10%	0.940	0.885
20%	0.935	0.878
30%	0.927	0.871
40%	0.916	0.866
50%	0.900	0.854

TABLE VIII: AUC results for link prediction, unlearning edges on **Cora** and **PubMed**. (Best results in **bold**).

Ratio (%)	Model	Cora	PubMed
0.5%	Gold	0.965 \pm 0.002	0.968 \pm 0.001
	D2DGN (<i>Ours</i>)	0.966 \pm 0.016	0.963 \pm 0.018
	GIF	0.851 \pm 0.042	0.837 \pm 0.063
2.5%	Gold	0.966 \pm 0.001	0.967 \pm 0.001
	D2DGN (<i>Ours</i>)	0.964 \pm 0.019	0.966 \pm 0.027
	GIF	0.859 \pm 0.053	0.829 \pm 0.049
5%	Gold	0.966 \pm 0.002	0.966 \pm 0.001
	D2DGN (<i>Ours</i>)	0.965 \pm 0.021	0.966 \pm 0.015
	GIF	0.863 \pm 0.035	0.823 \pm 0.051

closer AUC to the GOLD model. Their strategy preserves the node-level features and embeddings, potentially improving the link prediction performance by preserving the structural information and local relationships. However, they may also retain more information about the deleted data, as indicated by their lower MI Ratios. *Strategy 1* is better for preventing membership inference attacks because it focuses on preserving the probabilistic distribution of the model’s predictions rather than trying to match exact predictions. Unlike *Strategy 2*, where two separate models, pre-trained and randomly initialized are employed, *Strategy 3*’s use of a single pre-trained model for both positive and negative knowledge accelerates the unlearning process.

B. Scalability

Figure 6 demonstrates D2DGN’s consistent effectiveness in removing the influence of forget sets and preserving elements of the retained sets, even as graph sizes increase. For both small datasets like CiteSeer with 25 thousand edges and with large datasets like CS with 160 thousand edges, the performance of retained set does not depart more than 2% from the gold model. Hence, integrity is high. Similarly, the

TABLE IX: AUC results for link prediction when unlearning 2.5% edges $\mathcal{E}_f = \mathcal{E}_{f,IN}$ on DBLP dataset. The closest method to GOLD model is marked in **bold**.

Model	GCN			Unlearn time (sec)
	\mathcal{E}_r	\mathcal{E}_f	MI Ratio	
GOLD	0.964 \pm 0.003	0.506 \pm 0.013	1.255 \pm 0.207	5813
Strategy 1	0.958 \pm 0.009	0.501 \pm 0.103	2.531 \pm 0.163	2573
Strategy 2	0.967 \pm 0.012	0.507 \pm 0.013	1.142 \pm 0.152	2202
Strategy 3	0.967 \pm 0.015	0.507 \pm 0.019	1.138 \pm 0.108	1691

TABLE X: Sensitivity of AUC to learning rate.

Learning rate	\mathcal{E}_r	\mathcal{E}_f
0.001	0.9657	0.5047
0.005	0.8531	0.4115
0.01	0.7177	0.4194
0.1	0.7396	0.4215
1	0.7204	0.5165
10	0.7471	0.5095

performance on forget set, does not depart more than 2% from the gold model, except for CiteSeer. Hence, consistency is high.

C. Unlearning a higher percentage

To assess the effects of increasing edge unlearning, we examine link prediction accuracy on the retain set. The results in Table VII demonstrate a noticeable accuracy decrease with increase in the percentage of edges unlearned, showcasing the model’s adaptability to varying unlearning sizes. This enhances its versatility for real-world scenarios requiring dynamic alterations.

D. Sensitivity of AUC to learning rate

Table X presents the AUC of D2DGN using different learning rates. A high learning rate can lead to erratic updates to the model’s parameters, making it difficult for the unlearned model to preserve knowledge. But such updates can move away the model from the undesired knowledge space more rapidly. Hence, the effect on \mathcal{E}_f is not as pronounced. Thus, AUC may not be a reliable metric for evaluating unlearning in all cases. The model may still have the influences of the forgotten set, which can be detected using a more robust metric like a membership inference attack.

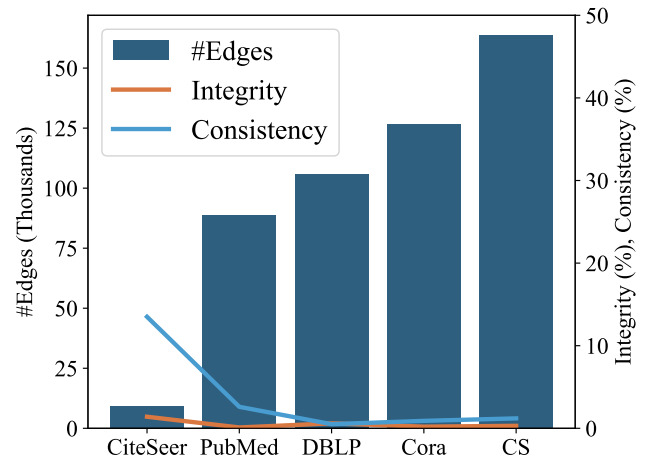


Fig. 6: Integrity, Consistency as graph size increases

VIII. CONCLUSIONS

We present D2DGN, a novel approach to graph unlearning using knowledge distillation. It effectively tackles the issues of

poor handling of local graph dependencies and overhead costs in the existing literature. Our efficient and model-agnostic distillation method employs response-based soft targets and feature-based node embedding for distillation, while minimizing KL divergence. Through a comprehensive series of experiments on diverse benchmark datasets, we showcase that the unlearned model successfully eradicates the influence of deleted graph elements while preserving the knowledge of retained ones. D2DGN’s robustness is further confirmed by membership inference attack metrics, highlighting its ability to prevent information leakage. Further, it is remarkably faster than the best available existing method. Future work includes evaluating the performance of D2DGN on a time-evolving dataset and unlearning in a federated learning setup.

ACKNOWLEDGMENT

This research/project is supported by the National Research Foundation, Singapore under its Strategic Capability Research Centres Funding Initiative. Any opinions, findings and conclusions or recommendations expressed in this material are those of the author(s) and do not reflect the views of National Research Foundation, Singapore.

REFERENCES

- [1] W. Hu, M. Fey, M. Zitnik, Y. Dong, H. Ren, B. Liu, M. Catasta, and J. Leskovec, “Open graph benchmark: Datasets for machine learning on graphs,” *Advances in neural information processing systems*, vol. 33, pp. 22 118–22 133, 2020.
- [2] Z. Wu, S. Pan, F. Chen, G. Long, C. Zhang, and S. Y. Philip, “A comprehensive survey on graph neural networks,” *IEEE transactions on neural networks and learning systems*, vol. 32, no. 1, pp. 4–24, 2020.
- [3] J. Zhou, G. Cui, S. Hu, Z. Zhang, C. Yang, Z. Liu, L. Wang, C. Li, and M. Sun, “Graph neural networks: A review of methods and applications,” *AI open*, vol. 1, pp. 57–81, 2020.
- [4] P. Voigt and A. Von dem Bussche, “The eu general data protection regulation (gdpr),” *A Practical Guide, 1st Ed., Cham: Springer International Publishing*, 2017.
- [5] E. Goldman, “An introduction to the california consumer privacy act (ccpa),” *Santa Clara Univ. Legal Studies Research Paper*, 2020.
- [6] T. Hoffmann and P. L. P. d. M. Vargas, “Lgpd et al.—report on the law of data disclosure in brazil,” *University Of Passau Irdg Research Paper Series*, no. 22-06, 2022.
- [7] T. T. Nguyen, T. T. Huynh, P. L. Nguyen, A. W.-C. Liew, H. Yin, and Q. V. H. Nguyen, “A survey of machine unlearning,” *arXiv preprint arXiv:2209.02299*, 2022.
- [8] L. Bourtole, V. Chandrasekaran, C. A. Choquette-Choo, H. Jia, A. Travers, B. Zhang, D. Lie, and N. Papernot, “Machine unlearning,” in *2021 IEEE Symposium on Security and Privacy (SP)*, 2021, pp. 141–159.
- [9] M. Chen, Z. Zhang, T. Wang, M. Backes, M. Humbert, and Y. Zhang, “Graph unlearning,” in *Proceedings of the 2022 ACM SIGSAC Conference on Computer and Communications Security*, 2022, pp. 499–513.
- [10] C.-L. Wang, M. Huai, and D. Wang, “Inductive graph unlearning,” in *USENIX Security Symposium*, 2023.
- [11] K. Koch and M. Soll, “No matter how you slice it: Machine unlearning with sisa comes at the expense of minority classes,” in *2023 IEEE Conference on Secure and Trustworthy Machine Learning (SaTML)*, 2023, pp. 622–637.
- [12] M. Ramezani, W. Cong, M. Mahdavi, M. Kandemir, and A. Sivasubramaniam, “Learn locally, correct globally: A distributed algorithm for training graph neural networks,” in *International Conference on Learning Representations*, 2021.
- [13] I. E. Olatunji, W. Nejdl, and M. Khosla, “Membership inference attack on graph neural networks,” in *2021 Third IEEE International Conference on Trust, Privacy and Security in Intelligent Systems and Applications (TPS-ISA)*. IEEE, 2021, pp. 11–20.
- [14] W. Cong and M. Mahdavi, “Grapheditor: An efficient graph representation learning and unlearning approach,” 2022.
- [15] W. Cong and M. Mehrdad, “Efficiently forgetting what you have learned in graph representation learning via projection,” in *International Conference on Artificial Intelligence and Statistics*. PMLR, 2023, pp. 6674–6703.
- [16] J. Wu, Y. Yang, Y. Qian, Y. Sui, X. Wang, and X. He, “Gif: A general graph unlearning strategy via influence function,” in *Proceedings of the ACM Web Conference 2023*, 2023, pp. 651–661.
- [17] E. Chien, C. Pan, and O. Milenkovic, “Certified graph unlearning,” in *NeurIPS 2022 Workshop: New Frontiers in Graph Learning*, 2022. [Online]. Available: <https://openreview.net/forum?id=wCxlGc9ZCwi>
- [18] E. Chien, C. Pan, and M. Olgica, “Efficient model updates for approximate unlearning of graph-structured data,” in *The Eleventh International Conference on Learning Representations*, 2023. [Online]. Available: <https://openreview.net/forum?id=fhcu4FBLciL>
- [19] K. Wu, J. Shen, Y. Ning, T. Wang, and W. H. Wang, “Certified edge unlearning for graph neural networks,” in *Proceedings of the 29th ACM SIGKDD Conference on Knowledge Discovery and Data Mining*, 2023, pp. 2606–2617.
- [20] J. Cheng, G. Dasoulas, H. He, C. Agarwal, and M. Zitnik, “Gnndelete: A general strategy for unlearning in graph neural networks,” 2023.
- [21] A. K. Tarun, V. S. Chundawat, M. Mandal, and M. Kankanhalli, “Fast yet effective machine unlearning,” *IEEE Transactions on Neural Networks and Learning Systems*, 2023.
- [22] V. S. Chundawat, A. K. Tarun, M. Mandal, and M. Kankanhalli, “Can bad teaching induce forgetting? unlearning in deep networks using an incompetent teacher,” in *Proceedings of the AAAI Conference on Artificial Intelligence*, vol. 37, no. 6, 2023, pp. 7210–7217.
- [23] V. Chundawat, A. K. Tarun, M. Mandal, and M. Kankanhalli, “Zero-shot machine unlearning,” *IEEE Transactions on Information Forensics and Security*, vol. 18, pp. 2345–2354, 2023.
- [24] A. K. Tarun, V. S. Chundawat, M. Mandal, and M. Kankanhalli, “Deep regression unlearning,” in *International Conference on Machine Learning*. PMLR, 2023, pp. 33 921–33 939.
- [25] C. Wu, S. Zhu, and P. Mitra, “Federated unlearning with knowledge distillation,” *arXiv preprint arXiv:2201.09441*, 2022.
- [26] C. Pan, E. Chien, and O. Milenkovic, “Unlearning graph classifiers with limited data resources,” in *Proceedings of the ACM Web Conference 2023*, 2023, pp. 716–726.
- [27] X. Zhu, G. Li, and W. Hu, “Heterogeneous federated knowledge graph embedding learning and unlearning,” in *Proceedings of the ACM Web Conference 2023*, 2023, pp. 2444–2454.
- [28] Y. Dukler, B. Bowman, A. Achille, A. Golatkar, A. Swaminathan, and S. Soatto, “Safe: Machine unlearning with shard graphs,” in *Proceedings of the IEEE/CVF International Conference on Computer Vision*, 2023, pp. 17 108–17 118.
- [29] J. Gou, B. Yu, S. J. Maybank, and D. Tao, “Knowledge distillation: A survey,” *International Journal of Computer Vision*, vol. 129, pp. 1789–1819, 2021.
- [30] L. Wang and K.-J. Yoon, “Knowledge distillation and student-teacher learning for visual intelligence: A review and new outlooks,” *IEEE transactions on pattern analysis and machine intelligence*, vol. 44, no. 6, pp. 3048–3068, 2021.
- [31] N. Papernot, P. McDaniel, X. Wu, S. Jha, and A. Swami, “Distillation as a defense to adversarial perturbations against deep neural networks,” in *2016 IEEE symposium on security and privacy (SP)*. IEEE, 2016, pp. 582–597.
- [32] J. Wang, W. Bao, L. Sun, X. Zhu, B. Cao, and S. Y. Philip, “Private model compression via knowledge distillation,” in *Proceedings of the AAAI Conference on Artificial Intelligence*, vol. 33, no. 01, 2019, pp. 1190–1197.
- [33] G. Hinton, O. Vinyals, and J. Dean, “Distilling the knowledge in a neural network,” in *NIPS Deep Learning and Representation Learning Workshop*, 2015. [Online]. Available: <http://arxiv.org/abs/1503.02531>
- [34] S. Kullback and R. A. Leibler, “On information and sufficiency,” *The annals of mathematical statistics*, vol. 22, no. 1, pp. 79–86, 1951.
- [35] A. Golatkar, A. Achille, and S. Soatto, “Eternal sunshine of the spotless net: Selective forgetting in deep networks,” in *Proceedings of the IEEE/CVF Conference on Computer Vision and Pattern Recognition*, 2020, pp. 9304–9312.
- [36] Z. Yang, W. Cohen, and R. Salakhudinov, “Revisiting semi-supervised learning with graph embeddings,” in *International conference on machine learning*. PMLR, 2016, pp. 40–48.
- [37] O. Shchur, M. Mumme, A. Bojchevski, and S. Günnemann, “Pitfalls of graph neural network evaluation,” *arXiv preprint arXiv:1811.05868*, 2018.

- [38] X. Fu, J. Zhang, Z. Meng, and I. King, “Magnn: Metapath aggregated graph neural network for heterogeneous graph embedding,” in *Proceedings of The Web Conference 2020*, 2020, pp. 2331–2341.
- [39] T. N. Kipf and M. Welling, “Semi-supervised classification with graph convolutional networks,” in *International Conference on Learning Representations*, 2016.
- [40] P. Veličković, G. Cucurull, A. Casanova, A. Romero, P. Lio, and Y. Bengio, “Graph attention networks,” *stat*, vol. 1050, no. 20, pp. 10–48 550, 2017.
- [41] K. Xu, W. Hu, J. Leskovec, and S. Jegelka, “How powerful are graph neural networks?” in *International Conference on Learning Representations*, 2019. [Online]. Available: <https://openreview.net/forum?id=ryGs6iA5Km>
- [42] S. Neel, A. Roth, and S. Sharifi-Malvajerdi, “Descent-to-delete: Gradient-based methods for machine unlearning,” in *Algorithmic Learning Theory*. PMLR, 2021, pp. 931–962.

APPENDIX

In addition to the results presented on different GNN architectures namely, GCN [39], GAT [40] and GIN [41], we also evaluate various datasets, each having different sizes and characteristics. Specifically, we examine PubMed [36], Cora [36] and DBLP [38] using two different edge sampling strategies $\mathcal{E}_f = \mathcal{E}_{f,IN}$ and $\mathcal{E}_f = \mathcal{E}_{f,OUT}$ and systematically vary the removal ratios to levels of 0.5%, 2.5% and 5.0%.

A. PubMed

The outcomes of the unlearning process involving 0.5%, 2.5%, and 5.0% edge samples from the 2-hop enclosing sub-graph of \mathcal{E}_r are systematically detailed in Table XI. The performance of D2DGN surpasses that of existing methodologies in terms of AUC results for the preserved edge set \mathcal{E}_r . This underscores D2DGN’s *integrity* in retaining knowledge throughout the unlearning procedure across all three GNN architectures. In many instances, the D2DGN’s AUC is proximate to that of the GOLD model. It surpasses the previous state-of-the-art GNNDELETE by up to 4.9%. Furthermore, D2DGN effectively minimizes the impact of edges within the forget set \mathcal{E}_f for a significant proportion of cases, highlighting its substantial *consistency*, particularly under higher edge unlearning ratios. While GRADASCENT and GRAPHERASER exhibit relatively better outcomes in certain scenarios, their overall knowledge preservation capability is markedly inadequate for meaningful comparison.

The results pertaining to the unlearning of edges beyond the 2-hop enclosing sub-graph of \mathcal{E}_r are systematically outlined in Table XII. In this relatively easier scenario, D2DGN consistently outperforms all preceding methodologies across varied unlearning ratios and diverse GNN architectures. This demonstrates that D2DGN is effective for unlearning in various removal ratios.

B. Cora

As we shift our focus to the Cora dataset, the findings presented in Tables XIII and XIV echo the trends observed in the PubMed dataset. The enhanced performance of D2DGN in terms of both *integrity* and *consistency* reaffirms its effectiveness in different scenarios, unlearning ratios, and GNN architectures. Notably, D2DGN’s AUC is notably proximate to that of the GOLD model in all instances for the retained set.

C. DBLP

The results obtained from the DBLP dataset reinforce the effectiveness of D2DGN in unlearning edges. The findings, detailed in Tables XV and XVI, echo the trends observed in the previous datasets. Once again, D2DGN excels in maintaining *integrity* by consistently achieving AUC scores that are remarkably close to those of the GOLD model for the retained set.

Overall, the results obtained across different datasets and GNN architectures underline its potential as a valuable tool for unlearning in graph neural networks.

TABLE XI: AUC results for link prediction when unlearning 0.5%, 2.5% and 5.0% edges $\mathcal{E}_f = \mathcal{E}_{f,IN}$ on **PubMed** dataset. The closest method to GOLD model is marked in **bold**, and the second closest is underlined. ‘-’ denotes that method does not apply to those GNNs.

Ratio (%)	Model	GCN		GAT		GIN	
		\mathcal{E}_r	\mathcal{E}_f	\mathcal{E}_r	\mathcal{E}_f	\mathcal{E}_r	\mathcal{E}_f
0.5	GOLD	0.968 \pm 0.001	0.493 \pm 0.040	0.931 \pm 0.003	0.533 \pm 0.037	0.940 \pm 0.002	0.626 \pm 0.041
	GRADASCENT	0.469 \pm 0.095	0.496 \pm 0.058	0.436 \pm 0.028	0.553 \pm 0.029	0.687 \pm 0.060	0.556 \pm 0.042
	D2D	0.500 \pm 0.000	<u>0.500 \pm 0.000</u>	0.500 \pm 0.000	<u>0.500 \pm 0.000</u>	0.500 \pm 0.000	0.500 \pm 0.000
	GRAPHERASER	0.547 \pm 0.004	<u>0.500 \pm 0.000</u>	0.536 \pm 0.000	<u>0.500 \pm 0.000</u>	0.524 \pm 0.002	0.500 \pm 0.000
	GRAPHEEDITOR	0.669 \pm 0.005	0.469 \pm 0.021	-	-	-	-
	CERTUNLEARN	0.657 \pm 0.015	0.515 \pm 0.027	-	-	-	-
	GNNDELETE	0.951 \pm 0.005	0.838 \pm 0.014	0.909 \pm 0.003	0.888 \pm 0.016	0.929 \pm 0.006	0.835 \pm 0.006
	D2DGN (Ours)	0.967 \pm 0.015	0.552 \pm 0.033	0.933 \pm 0.029	0.610 \pm 0.015	0.940 \pm 0.024	0.668 \pm 0.012
2.5	GOLD	0.968 \pm 0.001	0.499 \pm 0.019	0.931 \pm 0.002	0.541 \pm 0.013	0.937 \pm 0.004	0.614 \pm 0.015
	GRADASCENT	0.470 \pm 0.087	0.474 \pm 0.039	0.522 \pm 0.066	0.704 \pm 0.086	0.631 \pm 0.050	0.499 \pm 0.018
	D2D	0.500 \pm 0.000	0.500 \pm 0.000	0.500 \pm 0.000	0.500 \pm 0.000	0.500 \pm 0.000	0.500 \pm 0.000
	GRAPHERASER	0.538 \pm 0.003	0.500 \pm 0.000	0.521 \pm 0.003	<u>0.500 \pm 0.000</u>	0.533 \pm 0.010	<u>0.500 \pm 0.000</u>
	GRAPHEEDITOR	0.657 \pm 0.006	0.467 \pm 0.006	-	-	-	-
	CERTUNLEARN	0.622 \pm 0.009	0.468 \pm 0.025	-	-	-	-
	GNNDELETE	0.920 \pm 0.014	0.739 \pm 0.010	0.891 \pm 0.005	0.759 \pm 0.012	0.909 \pm 0.005	0.782 \pm 0.013
	D2DGN (Ours)	0.969 \pm 0.019	0.525 \pm 0.053	0.932 \pm 0.018	0.575 \pm 0.016	0.941 \pm 0.021	0.607 \pm 0.018
5.0	GOLD	0.967 \pm 0.001	0.503 \pm 0.009	0.929 \pm 0.003	0.545 \pm 0.005	0.936 \pm 0.005	0.621 \pm 0.003
	GRADASCENT	0.473 \pm 0.090	0.473 \pm 0.038	0.525 \pm 0.069	<u>0.686 \pm 0.090</u>	0.635 \pm 0.073	0.493 \pm 0.018
	D2D	0.500 \pm 0.000	0.500 \pm 0.000	0.500 \pm 0.000	<u>0.500 \pm 0.000</u>	0.500 \pm 0.000	0.500 \pm 0.000
	GRAPHERASER	0.551 \pm 0.004	0.500 \pm 0.000	0.524 \pm 0.020	0.500 \pm 0.000	0.531 \pm 0.000	<u>0.500 \pm 0.000</u>
	GRAPHEEDITOR	0.556 \pm 0.007	0.468 \pm 0.002	-	-	-	-
	CERTUNLEARN	0.572 \pm 0.013	0.477 \pm 0.028	-	-	-	-
	GNNDELETE	0.916 \pm 0.006	0.691 \pm 0.012	0.887 \pm 0.009	0.713 \pm 0.005	0.895 \pm 0.004	0.761 \pm 0.005
	D2DGN (Ours)	0.965 \pm 0.008	<u>0.511 \pm 0.043</u>	0.917 \pm 0.011	0.574 \pm 0.019	0.941 \pm 0.013	0.603 \pm 0.017

TABLE XII: AUC results for link prediction when unlearning 0.5%, 2.5% and 5.0% edges $\mathcal{E}_f = \mathcal{E}_{f,OUT}$ on **PubMed** dataset. The closest method to GOLD model is marked in **bold**, and the second closest is underlined. ‘-’ denotes that the method does not apply to those GNNs.

Ratio (%)	Model	GCN		GAT		GIN	
		\mathcal{E}_r	\mathcal{E}_f	\mathcal{E}_r	\mathcal{E}_f	\mathcal{E}_r	\mathcal{E}_f
0.5	GOLD	0.968 \pm 0.001	0.687 \pm 0.023	0.931 \pm 0.003	0.723 \pm 0.026	0.941 \pm 0.004	0.865 \pm 0.012
	GRADASCENT	0.458 \pm 0.139	0.539 \pm 0.091	0.450 \pm 0.017	<u>0.541 \pm 0.049</u>	0.518 \pm 0.122	0.528 \pm 0.021
	D2D	0.500 \pm 0.000	0.500 \pm 0.000	0.500 \pm 0.000	<u>0.500 \pm 0.000</u>	0.500 \pm 0.000	0.500 \pm 0.000
	GRAPHERASER	0.529 \pm 0.013	0.500 \pm 0.000	0.542 \pm 0.004	0.500 \pm 0.000	<u>0.535 \pm 0.003</u>	0.500 \pm 0.000
	GRAPHEEDITOR	0.732 \pm 0.043	0.603 \pm 0.015	-	-	-	-
	CERTUNLEARN	0.724 \pm 0.012	0.597 \pm 0.029	-	-	-	-
	GNNDELETE	0.961 \pm 0.004	<u>0.973 \pm 0.005</u>	0.926 \pm 0.006	0.976 \pm 0.005	0.940 \pm 0.005	0.963 \pm 0.010
	D2DGN (Ours)	0.963 \pm 0.018	0.685 \pm 0.013	0.933 \pm 0.015	0.706 \pm 0.034	0.940 \pm 0.024	0.836 \pm 0.009
2.5	GOLD	0.967 \pm 0.001	0.696 \pm 0.011	0.930 \pm 0.003	0.736 \pm 0.011	0.942 \pm 0.005	0.875 \pm 0.008
	GRADASCENT	0.446 \pm 0.130	0.500 \pm 0.067	0.582 \pm 0.006	<u>0.758 \pm 0.033</u>	0.406 \pm 0.054	0.454 \pm 0.037
	D2D	0.500 \pm 0.000	0.500 \pm 0.000	0.500 \pm 0.000	<u>0.500 \pm 0.000</u>	0.500 \pm 0.000	0.500 \pm 0.000
	GRAPHERASER	0.505 \pm 0.024	0.500 \pm 0.000	0.538 \pm 0.009	0.500 \pm 0.000	<u>0.544 \pm 0.014</u>	0.500 \pm 0.000
	GRAPHEEDITOR	0.689 \pm 0.015	0.570 \pm 0.011	-	-	-	-
	CERTUNLEARN	0.697 \pm 0.012	<u>0.582 \pm 0.032</u>	-	-	-	-
	GNNDELETE	0.954 \pm 0.003	0.909 \pm 0.004	0.920 \pm 0.004	0.916 \pm 0.006	0.943 \pm 0.005	0.938 \pm 0.009
	D2DGN (Ours)	0.966 \pm 0.027	0.662 \pm 0.021	0.932 \pm 0.033	0.715 \pm 0.013	0.941 \pm 0.022	0.852 \pm 0.021
5.0	GOLD	0.966 \pm 0.001	0.707 \pm 0.004	0.929 \pm 0.002	0.744 \pm 0.008	0.942 \pm 0.004	0.885 \pm 0.010
	GRADASCENT	0.446 \pm 0.126	0.492 \pm 0.064	0.581 \pm 0.010	<u>0.704 \pm 0.022</u>	0.388 \pm 0.056	0.455 \pm 0.028
	D2D	0.500 \pm 0.000	0.500 \pm 0.000	0.500 \pm 0.000	<u>0.500 \pm 0.000</u>	0.500 \pm 0.000	0.500 \pm 0.000
	GRAPHERASER	0.532 \pm 0.001	0.500 \pm 0.000	0.527 \pm 0.022	0.500 \pm 0.000	0.524 \pm 0.015	0.500 \pm 0.000
	GRAPHEEDITOR	0.598 \pm 0.023	0.530 \pm 0.006	-	-	-	-
	CERTUNLEARN	0.643 \pm 0.031	0.534 \pm 0.020	-	-	-	-
	GNNDELETE	0.950 \pm 0.003	0.859 \pm 0.005	0.921 \pm 0.005	0.863 \pm 0.006	0.941 \pm 0.002	0.930 \pm 0.009
	D2DGN (Ours)	0.966 \pm 0.015	0.664 \pm 0.021	0.931 \pm 0.017	0.715 \pm 0.024	0.942 \pm 0.023	0.864 \pm 0.015

TABLE XIII: AUC results for link prediction when unlearning 0.5%, 2.5%, and 5.0% edges $\mathcal{E}_f = \mathcal{E}_{f,IN}$ on the **Cora** dataset. The closest method to the GOLD model is marked in **bold**, and the second closest is underlined. ‘-’ denotes that the method does not apply to those GNNs.

Ratio (%)	Model	GCN		GAT		GIN	
		\mathcal{E}_r	\mathcal{E}_f	\mathcal{E}_r	\mathcal{E}_f	\mathcal{E}_r	\mathcal{E}_f
0.5	GOLD	0.965 \pm 0.002	0.511 \pm 0.024	0.961 \pm 0.001	0.513 \pm 0.024	0.960 \pm 0.003	0.571 \pm 0.028
	GRADASCENT	0.528 \pm 0.008	0.588 \pm 0.014	0.502 \pm 0.002	0.543 \pm 0.058	0.792 \pm 0.046	0.705 \pm 0.113
	D2D	0.500 \pm 0.000	0.500 \pm 0.000	0.500 \pm 0.000	0.500 \pm 0.000	0.500 \pm 0.000	0.500 \pm 0.000
	GRAPHERASER	0.528 \pm 0.002	0.500 \pm 0.000	0.523 \pm 0.013	0.500 \pm 0.000	0.542 \pm 0.009	<u>0.500 \pm 0.000</u>
	GRAPHEDITOR	0.704 \pm 0.057	0.488 \pm 0.024	-	-	-	-
	CERTUNLEARN	0.811 \pm 0.035	0.497 \pm 0.013	-	-	-	-
	GNNDELETE	0.944 \pm 0.003	0.843 \pm 0.015	0.937 \pm 0.004	0.880 \pm 0.011	0.942 \pm 0.005	0.824 \pm 0.021
	D2DGN (<i>Ours</i>)	0.966 \pm 0.023	0.510 \pm 0.017	0.963 \pm 0.013	0.496 \pm 0.023	0.956 \pm 0.011	0.590 \pm 0.019
2.5	GOLD	0.966 \pm 0.002	0.520 \pm 0.008	0.961 \pm 0.001	0.520 \pm 0.012	0.958 \pm 0.002	0.583 \pm 0.007
	GRADASCENT	0.509 \pm 0.006	0.509 \pm 0.007	0.490 \pm 0.007	0.551 \pm 0.014	0.639 \pm 0.077	0.614 \pm 0.016
	D2D	0.500 \pm 0.000	0.500 \pm 0.000	0.500 \pm 0.000	0.500 \pm 0.000	0.500 \pm 0.000	0.500 \pm 0.000
	GRAPHERASER	0.517 \pm 0.002	0.500 \pm 0.000	0.556 \pm 0.013	0.500 \pm 0.000	0.547 \pm 0.009	0.500 \pm 0.000
	GRAPHEDITOR	0.673 \pm 0.091	0.493 \pm 0.027	-	-	-	-
	CERTUNLEARN	0.781 \pm 0.042	0.492 \pm 0.015	-	-	-	-
	GNNDELETE	0.925 \pm 0.006	0.716 \pm 0.003	0.928 \pm 0.007	0.738 \pm 0.005	0.919 \pm 0.004	0.745 \pm 0.005
	D2DGN (<i>Ours</i>)	0.964 \pm 0.025	0.511 \pm 0.023	0.963 \pm 0.011	0.498 \pm 0.015	0.957 \pm 0.044	0.590 \pm 0.018
5.0	GOLD	0.964 \pm 0.002	0.525 \pm 0.008	0.960 \pm 0.001	0.525 \pm 0.007	0.958 \pm 0.002	0.591 \pm 0.006
	GRADASCENT	0.509 \pm 0.005	0.487 \pm 0.003	0.489 \pm 0.015	0.537 \pm 0.007	0.592 \pm 0.031	0.583 \pm 0.013
	D2D	0.500 \pm 0.000	0.500 \pm 0.000	0.500 \pm 0.000	0.500 \pm 0.000	0.500 \pm 0.000	0.500 \pm 0.000
	GRAPHERASER	0.528 \pm 0.002	<u>0.500 \pm 0.000</u>	0.517 \pm 0.013	<u>0.500 \pm 0.000</u>	0.530 \pm 0.009	0.500 \pm 0.000
	GRAPHEDITOR	0.587 \pm 0.014	0.475 \pm 0.015	-	-	-	-
	CERTUNLEARN	0.664 \pm 0.023	0.457 \pm 0.021	-	-	-	-
	GNNDELETE	0.916 \pm 0.007	0.680 \pm 0.006	0.920 \pm 0.005	0.700 \pm 0.004	0.900 \pm 0.005	0.717 \pm 0.003
	D2DGN (<i>Ours</i>)	0.965 \pm 0.011	0.510 \pm 0.019	0.962 \pm 0.023	0.492 \pm 0.013	0.956 \pm 0.032	<u>0.602 \pm 0.012</u>

TABLE XIV: AUC results for link prediction when unlearning 0.5%, 2.5%, and 5.0% edges $\mathcal{E}_f = \mathcal{E}_{f,OUT}$ on the **Cora** dataset. The closest method to the GOLD model is marked in **bold**, and the second closest is underlined. ‘-’ denotes that the method does not apply to those GNNs.

Ratio (%)	Model	GCN		GAT		GIN	
		\mathcal{E}_r	\mathcal{E}_f	\mathcal{E}_r	\mathcal{E}_f	\mathcal{E}_r	\mathcal{E}_f
0.5	GOLD	0.965 \pm 0.002	0.783 \pm 0.018	0.961 \pm 0.002	0.756 \pm 0.013	0.961 \pm 0.002	0.815 \pm 0.015
	GRADASCENT	0.536 \pm 0.010	0.618 \pm 0.014	0.517 \pm 0.017	0.558 \pm 0.034	0.751 \pm 0.049	0.778 \pm 0.043
	D2D	0.500 \pm 0.000	0.500 \pm 0.000	0.500 \pm 0.000	0.500 \pm 0.000	0.500 \pm 0.000	0.500 \pm 0.000
	GRAPHERASER	0.563 \pm 0.002	0.500 \pm 0.000	0.553 \pm 0.013	0.500 \pm 0.000	0.554 \pm 0.009	0.500 \pm 0.000
	GRAPHEDITOR	0.805 \pm 0.077	0.614 \pm 0.054	-	-	-	-
	CERTUNLEARN	0.814 \pm 0.065	0.603 \pm 0.039	-	-	-	-
	GNNDELETE	0.958 \pm 0.002	0.977 \pm 0.001	0.953 \pm 0.002	0.979 \pm 0.001	0.956 \pm 0.003	0.953 \pm 0.010
	D2DGN (<i>Ours</i>)	0.966 \pm 0.016	0.737 \pm 0.019	0.962 \pm 0.021	0.721 \pm 0.015	0.958 \pm 0.013	0.820 \pm 0.017
2.5	GOLD	0.966 \pm 0.001	0.790 \pm 0.009	0.961 \pm 0.002	0.758 \pm 0.011	0.961 \pm 0.003	0.833 \pm 0.010
	GRADASCENT	0.504 \pm 0.002	0.494 \pm 0.004	0.510 \pm 0.019	0.522 \pm 0.023	0.603 \pm 0.039	0.605 \pm 0.030
	D2D	0.500 \pm 0.000	0.500 \pm 0.000	0.500 \pm 0.000	0.500 \pm 0.000	0.500 \pm 0.000	0.500 \pm 0.000
	GRAPHERASER	0.542 \pm 0.002	0.500 \pm 0.000	0.519 \pm 0.013	0.500 \pm 0.000	0.563 \pm 0.009	0.500 \pm 0.000
	GRAPHEDITOR	0.754 \pm 0.023	0.583 \pm 0.056	-	-	-	-
	CERTUNLEARN	0.795 \pm 0.037	0.578 \pm 0.015	-	-	-	-
	GNNDELETE	0.953 \pm 0.002	0.912 \pm 0.004	0.949 \pm 0.003	0.914 \pm 0.004	0.953 \pm 0.002	0.922 \pm 0.006
	D2DGN (<i>Ours</i>)	0.964 \pm 0.019	0.755 \pm 0.011	0.963 \pm 0.029	0.727 \pm 0.027	0.958 \pm 0.018	0.847 \pm 0.023
5.0	GOLD	0.966 \pm 0.002	0.812 \pm 0.006	0.961 \pm 0.001	0.778 \pm 0.006	0.960 \pm 0.003	0.852 \pm 0.006
	GRADASCENT	0.557 \pm 0.122	0.513 \pm 0.106	0.520 \pm 0.042	0.517 \pm 0.036	0.580 \pm 0.027	0.572 \pm 0.018
	D2D	0.500 \pm 0.000	0.500 \pm 0.000	0.500 \pm 0.000	0.500 \pm 0.000	0.500 \pm 0.000	0.500 \pm 0.000
	GRAPHERASER	0.514 \pm 0.002	0.500 \pm 0.000	0.523 \pm 0.013	0.500 \pm 0.000	0.533 \pm 0.009	0.500 \pm 0.000
	GRAPHEDITOR	0.721 \pm 0.048	0.545 \pm 0.056	-	-	-	-
	CERTUNLEARN	0.745 \pm 0.033	0.513 \pm 0.012	-	-	-	-
	GNNDELETE	0.953 \pm 0.003	0.882 \pm 0.005	0.951 \pm 0.002	0.872 \pm 0.004	0.950 \pm 0.003	0.914 \pm 0.004
	D2DGN (<i>Ours</i>)	0.965 \pm 0.021	0.767 \pm 0.022	0.962 \pm 0.023	0.738 \pm 0.024	0.959 \pm 0.022	0.869 \pm 0.018

TABLE XV: AUC results for link prediction when unlearning 0.5%, 2.5% and 5.0% edges $\mathcal{E}_f = \mathcal{E}_{f,IN}$ on **DBLP** dataset. The closest method to GOLD model is marked in **bold**, and the second closest is underlined. ‘-’ denotes that method does not apply to those GNNs.

Ratio (%)	Model	GCN		GAT		GIN	
		\mathcal{E}_r	\mathcal{E}_f	\mathcal{E}_r	\mathcal{E}_f	\mathcal{E}_r	\mathcal{E}_f
0.5	GOLD	0.965 \pm 0.003	0.496 \pm 0.028	0.957 \pm 0.002	0.513 \pm 0.021	0.934 \pm 0.005	0.571 \pm 0.035
	GRADASCENT	0.556 \pm 0.018	0.657 \pm 0.008	0.511 \pm 0.023	0.612 \pm 0.107	0.678 \pm 0.084	0.573 \pm 0.045
	D2D	0.500 \pm 0.000	0.500 \pm 0.000	0.500 \pm 0.000	0.500 \pm 0.000	0.500 \pm 0.000	0.500 \pm 0.000
	GRAPHERASER	0.515 \pm 0.001	0.500 \pm 0.000	0.523 \pm 0.000	<u>0.500 \pm 0.000</u>	0.507 \pm 0.003	0.500 \pm 0.000
	GRAPHEDITOR	0.781 \pm 0.026	0.479 \pm 0.017	-	-	-	-
	CERTUNLEARN	0.742 \pm 0.021	0.482 \pm 0.013	-	-	-	-
	GNNDELETE	0.951 \pm 0.002	0.829 \pm 0.006	0.928 \pm 0.004	0.889 \pm 0.011	0.906 \pm 0.009	0.736 \pm 0.012
	D2DGN (<i>Ours</i>)	0.960 \pm 0.023	0.479 \pm 0.083	0.935 \pm 0.011	0.541 \pm 0.023	0.938 \pm 0.025	0.534 \pm 0.015
2.5	GOLD	0.964 \pm 0.003	0.506 \pm 0.013	0.956 \pm 0.002	0.525 \pm 0.012	0.931 \pm 0.005	0.581 \pm 0.014
	GRADASCENT	0.555 \pm 0.066	0.594 \pm 0.063	0.501 \pm 0.020	0.592 \pm 0.017	0.700 \pm 0.025	0.524 \pm 0.017
	D2D	0.500 \pm 0.000	<u>0.500 \pm 0.000</u>	0.500 \pm 0.000	<u>0.500 \pm 0.000</u>	0.500 \pm 0.000	<u>0.524 \pm 0.017</u>
	GRAPHERASER	0.527 \pm 0.002	0.500 \pm 0.000	0.538 \pm 0.013	<u>0.500 \pm 0.000</u>	0.517 \pm 0.009	0.500 \pm 0.000
	GRAPHEDITOR	0.776 \pm 0.025	0.432 \pm 0.009	-	-	-	-
	CERTUNLEARN	0.718 \pm 0.032	0.475 \pm 0.011	-	-	-	-
	GNNDELETE	0.934 \pm 0.002	0.748 \pm 0.006	0.914 \pm 0.007	0.774 \pm 0.015	0.897 \pm 0.006	0.740 \pm 0.015
	D2DGN (<i>Ours</i>)	0.958 \pm 0.009	0.501 \pm 0.103	0.939 \pm 0.019	0.534 \pm 0.010	0.937 \pm 0.014	0.541 \pm 0.011
5.0	GOLD	0.963 \pm 0.003	0.504 \pm 0.006	0.955 \pm 0.002	0.528 \pm 0.007	0.931 \pm 0.006	0.578 \pm 0.009
	GRADASCENT	0.555 \pm 0.060	0.581 \pm 0.073	0.490 \pm 0.022	<u>0.551 \pm 0.030</u>	0.723 \pm 0.032	<u>0.516 \pm 0.042</u>
	D2D	0.500 \pm 0.000	0.500 \pm 0.000	0.500 \pm 0.000	<u>0.500 \pm 0.000</u>	0.500 \pm 0.000	<u>0.500 \pm 0.000</u>
	GRAPHERASER	0.509 \pm 0.011	0.500 \pm 0.000	0.511 \pm 0.006	0.500 \pm 0.000	0.503 \pm 0.000	0.500 \pm 0.000
	GRAPHEDITOR	0.736 \pm 0.023	0.430 \pm 0.011	-	-	-	-
	CERTUNLEARN	0.694 \pm 0.026	0.441 \pm 0.008	-	-	-	-
	GNNDELETE	0.917 \pm 0.005	0.713 \pm 0.007	0.912 \pm 0.007	0.733 \pm 0.018	0.864 \pm 0.005	0.732 \pm 0.008
	D2DGN (<i>Ours</i>)	0.957 \pm 0.021	0.497 \pm 0.098	0.941 \pm 0.035	0.528 \pm 0.053	0.935 \pm 0.017	0.551 \pm 0.018

TABLE XVI: AUC results for link prediction when unlearning 0.5%, 2.5% and 5.0% edges $\mathcal{E}_f = \mathcal{E}_{f,OUT}$ on **DBLP** dataset. The closest method to GOLD model is marked in **bold**, and the second closest is underlined. ‘-’ denotes that method does not apply to those GNNs.

Ratio (%)	Model	GCN		GAT		GIN	
		\mathcal{E}_r	\mathcal{E}_f	\mathcal{E}_r	\mathcal{E}_f	\mathcal{E}_r	\mathcal{E}_f
0.5	GOLD	0.965 \pm 0.002	0.783 \pm 0.018	0.956 \pm 0.002	0.744 \pm 0.021	0.934 \pm 0.003	0.861 \pm 0.019
	GRADASCENT	0.567 \pm 0.008	0.696 \pm 0.017	0.501 \pm 0.030	0.667 \pm 0.052	0.753 \pm 0.055	0.789 \pm 0.091
	D2D	0.500 \pm 0.000	0.500 \pm 0.000	0.500 \pm 0.000	0.500 \pm 0.000	0.500 \pm 0.000	0.500 \pm 0.000
	GRAPHERASER	0.518 \pm 0.002	0.500 \pm 0.000	0.523 \pm 0.013	0.500 \pm 0.000	0.517 \pm 0.009	0.500 \pm 0.000
	GRAPHEDITOR	0.790 \pm 0.032	0.624 \pm 0.017	-	-	-	-
	CERTUNLEARN	0.763 \pm 0.025	0.604 \pm 0.022	-	-	-	-
	GNNDELETE	0.959 \pm 0.002	0.964 \pm 0.005	0.950 \pm 0.002	0.980 \pm 0.003	0.924 \pm 0.006	0.894 \pm 0.020
	D2DGN (<i>Ours</i>)	0.969 \pm 0.025	0.752 \pm 0.092	0.959 \pm 0.013	0.726 \pm 0.014	0.939 \pm 0.023	0.817 \pm 0.019
2.5	GOLD	0.965 \pm 0.002	0.777 \pm 0.009	0.955 \pm 0.003	0.739 \pm 0.005	0.934 \pm 0.003	0.858 \pm 0.002
	GRADASCENT	0.528 \pm 0.015	0.583 \pm 0.016	0.501 \pm 0.026	<u>0.576 \pm 0.017</u>	0.717 \pm 0.022	0.766 \pm 0.019
	D2D	0.500 \pm 0.000	0.500 \pm 0.000	0.500 \pm 0.000	<u>0.500 \pm 0.000</u>	0.500 \pm 0.000	0.500 \pm 0.000
	GRAPHERASER	0.515 \pm 0.002	0.500 \pm 0.000	0.563 \pm 0.013	0.500 \pm 0.000	0.552 \pm 0.009	0.500 \pm 0.000
	GRAPHEDITOR	0.769 \pm 0.040	0.607 \pm 0.017	-	-	-	-
	CERTUNLEARN	0.747 \pm 0.033	0.616 \pm 0.019	-	-	-	-
	GNNDELETE	0.957 \pm 0.003	0.892 \pm 0.004	0.949 \pm 0.003	0.905 \pm 0.002	0.926 \pm 0.007	0.898 \pm 0.017
	D2DGN (<i>Ours</i>)	0.965 \pm 0.009	0.734 \pm 0.055	0.958 \pm 0.051	0.718 \pm 0.033	0.939 \pm 0.026	0.823 \pm 0.016
5.0	GOLD	0.964 \pm 0.003	0.788 \pm 0.006	0.955 \pm 0.003	0.748 \pm 0.008	0.936 \pm 0.004	0.868 \pm 0.005
	GRADASCENT	0.555 \pm 0.099	0.591 \pm 0.065	0.501 \pm 0.023	0.559 \pm 0.024	0.672 \pm 0.032	0.728 \pm 0.022
	D2D	0.500 \pm 0.000	0.500 \pm 0.000	0.500 \pm 0.000	0.500 \pm 0.000	0.500 \pm 0.000	0.500 \pm 0.000
	GRAPHERASER	0.541 \pm 0.002	0.500 \pm 0.000	0.523 \pm 0.013	0.500 \pm 0.000	0.522 \pm 0.009	0.500 \pm 0.000
	GRAPHEDITOR	0.735 \pm 0.037	0.611 \pm 0.018	-	-	-	-
	CERTUNLEARN	0.721 \pm 0.033	0.602 \pm 0.013	-	-	-	-
	GNNDELETE	0.956 \pm 0.004	0.859 \pm 0.002	0.949 \pm 0.003	0.859 \pm 0.005	0.924 \pm 0.007	0.898 \pm 0.019
	D2DGN (<i>Ours</i>)	0.967 \pm 0.011	0.753 \pm 0.043	0.957 \pm 0.028	0.714 \pm 0.018	0.940 \pm 0.016	0.833 \pm 0.015