

# Tackling VQA with Pretrained Foundation Models without Further Training

Alvin De Jun Tan\*<sup>1</sup> and Bingquan Shen<sup>2</sup>

<sup>1</sup>Nanyang Technological University, Singapore

<sup>2</sup>DSO National Laboratories, Singapore

## Abstract

Large language models (LLMs) have achieved state-of-the-art results in many natural language processing tasks. They have also demonstrated ability to adapt well to different tasks through zero-shot or few-shot settings. With the capability of these LLMs, researchers have looked into how to adopt them for use with Visual Question Answering (VQA). Many methods require further training to align the image and text embeddings. However, these methods are computationally expensive and requires large scale image-text dataset for training. In this paper, we explore a method of combining pretrained LLMs and other foundation models without further training to solve the VQA problem. The general idea is to use natural language to represent the images such that the LLM can understand the images. We explore different decoding strategies for generating textual representation of the image and evaluate their performance on the VQAv2 dataset.

## 1 Introduction

In recent years, there has been a remarkable improvement in many natural language processing tasks, driven mainly by the rise of large language models (LLMs). The performance gains offered by these LLMs (e.g. GPT-3 [1], Flan-T5 [2], Llama2 [3], OPT [4], etc) can be attributed to scaling up the size of the models and the training data used. These LLMs have also demonstrated ability to perform well in zero-shot and few-shot settings, i.e. the model can quickly adapt to new tasks by providing it a few in-context examples. However, tasks like Visual Question Answering (VQA)

requires integrating data from different modalities such as language and images. LLMs alone are not able to solve the VQA task.

To leverage the performance of pretrained language models for vision-language tasks like VQA, many existing methods require further training to adapt them for visual understanding. A large dataset of image-text pairs are also required in order to align the image and text embeddings. For example, Frozen [5] and ClipCap [6] trains a vision encoder to learn image embeddings that are compatible with a frozen pretrained language model. Flamingo [7] and BLIP2 [8] uses a specially designed cross-attention module to fuse the respective embeddings from the pretrained vision encoder and pretrained language model. However, the training process required to align the image and text embedding space is very computationally expensive. More recently, there is another line of work that attempts to solve the VQA task by combining together multiple pretrained models without requiring further parameter training or fine-tuning [9, 10, 11].

In this project, we focus on attempting to fuse the vision and language modality by using pretrained language models and vision-language models to tackle the VQA task without any further training. We then study the effect of using different decoding methods during the captioning step to evaluate the performance. The advantage of such a method is that it is flexible and modular, allowing users to easily switch between different models as more powerful ones are released.

The rest of this paper is organized as follows. In Section 2, we briefly introduce some related works that solves the VQA task. In Section 3, we describe our method and the various decoding strategies used during the captioning step. In Section 4, we describe our experimental setup. In Section 5, we present our results and some qualitative examples to gain some insights into the performance

\*Work done while author was an intern at DSO National Laboratories.

of the various methods. In Section 6, we highlight some limitations and future work. Lastly, in Section 7, we conclude with a summary.

## 2 Related Work

### 2.1 Visual and Language Pretraining

There are many approaches proposed recently to align the image and text embeddings. For example, Frozen [5] uses a pretrained language model and adapts it to align with the vision encoder. Output from the vision encoder is added to the front of the text as the prompt to the frozen language model. Only the vision encoder is updated during training. FewVLM [13] finetunes a sequence-to-sequence transformer model using prefix language modelling and masked language modelling objectives. VLKD [14] using knowledge distillation technique to distill multimodal knowledge from CLIP [15] to BART [16], a pretrained language model. BLIP2 [8] uses a specially designed and lightweight Q-former module to connect a frozen vision encoder to a frozen LLM. Different from all the above mentioned work, we study a method that tackles VQA by using pretrained foundation models without further training.

### 2.2 Intermediate Representation using Natural Language

Methods mentioned in Section 2.1 uses vectorized representations to represent the image. With the rise of large foundation models and their state-of-the-art performance, there has been more research into methods that no longer require computationally expensive training to align the image and text embeddings. To tackle VQA, the general idea is to use natural language as the intermediate representation of the image, through the use of a captioning model to convert the image to text. For example, PICa [9] uses VinVL [17] to convert the image to caption and adopts GPT-3 [1] to answer the question. PNP-VQA [10] identifies regions in the image that are relevant to the question and generates multiple captions based on those regions, then prompts a specialized question-answering model (UnifiedQAv2 [18]) to answer the question. In addition to generating question relevant captions, Img2LLM [11] further generates synthetic question-answer pairs that could be used as in-context examples to prompt a LLM for an answer.

Such a method is more flexible and modular, enabling the ease of switching between models when newer ones are released. Furthermore, we are able to tap into the implicit knowledge base inherent in the LLM.

## 3 Method

In VQA, we are given open-ended questions about an image. These questions would require an understanding of the image, language and common-sense knowledge to correctly answer it. In this study, we largely follow the method in PICa [9] to tackle the VQA task. To bridge the modality disconnect between the text and image, we resort to natural language as the intermediate representation to interface between the different pretrained models with no further training required. The general idea is to use a captioning model (pretrained vision-language model e.g. BLIP2 [8]) to generate caption(s) for an image and then prompt a LLM (e.g. Flan-T5 [2]) to give an answer given the caption(s) and the question. In-context examples can also be provided in the prompt to the LLM. This section will introduce in detail the different methods that were tested in our study.

### 3.1 Image Captioning Module

The image contains a lot of information that would be helpful in answering the question. However, an LLM is unable to directly take in the image as an input. Hence, we use a captioning model (BLIP2 [8]) that would describe what is happening in the image and generate text that would be used as input to the LLM. We simply provide the image as an input without any text prompt to BLIP2 and BLIP2 is able to generate a caption of the image. We tested different decoding strategies to generate the captions.

**Greedy Search.** Greedy search is the simplest decoding strategy, where at each time step  $t$ , the word  $w_t$  with the highest probability is selected as the next word, conditioned on all the previous words  $w_{1:t-1}$  and the image  $x$ :

$$w_t = \arg \max_w P(w|w_{1:t-1}, x)$$

**Greedy Search with Tags.** Similar to PICa [9], we also enhance the caption generated from greedy search with tags. We prompted the OWL-ViT [19] model with all the 1203 LVIS [20] category names. We only kept those detected objects with confidence  $\geq 0.4$ . The list of category names

Table 1: Comparison of our results to other methods.

Methods	Extra Multi-Modal Pretraining?	Image Representation	Number of Shots	VQAv2 Val Accuracy
Frozen [5]	✓	Feature Emb.	0	29.5
VL-T5 [12]	✓	Feature Emb.	0	13.5
<i>FewVLM</i> <sub>base</sub> [13]	✓	Feature Emb.	0	43.4
<i>FewVLM</i> <sub>base</sub> [13]	✓	Feature Emb.	16	48.2
<i>FewVLM</i> <sub>large</sub> [13]	✓	Feature Emb.	0	47.7
<i>FewVLM</i> <sub>large</sub> [13]	✓	Feature Emb.	16	51.1
VLKD ViT-B/16 [14]	✓	Feature Emb.	0	38.6
VLKD ViT-L/14 [14]	✓	Feature Emb.	0	42.6
BLIP-2 ViT-g Flan-T5-XXL [8]	✓	Feature Emb.	0	65.2
PICa [9]	✗	Natural Lang.	16	54.3
PICa-Ensemble [9]	✗	Natural Lang.	80	56.1
Img2LLM [11]	✗	Natural Lang.	0	60.6
PNP-VQA [10]	✗	Natural Lang.	0	63.3
Ours- <b>stochastic</b>	✗	Natural Lang.	0	60.23
Ours- <b>stochastic</b>	✗	Natural Lang.	16	62.39

Table 2: Results using the various decoding strategies for captioning.

Captioning Method	n=0	n=2	n=4	n=6	n=8	n=16
<b>greedy</b>	52.14	55.47	56.11	56.91	57.16	57.7
<b>greedy-tags</b>	51.94	54.73	55.7	-	-	-
<b>stochastic</b>	60.23	61.93	62.17	62.3	62.36	62.39
<b>stochastic-summarized</b>	57.47	59.22	-	-	-	-

for each image were appended to the back of the caption, e.g. “<caption>. <tag1>, <tag2>, <tag3>.”. If multiple objects of the same category name was detected, the category name was only appended once.

**Stochastic Top- $k$  Sampling.** Motivated by [10] and [11], given that there may be many things happening and many different ways of describing the same image, we applied stochastic top- $k$  sampling repeatedly. This means that only the  $k$  most likely next words are kept and the probability distribution is redistributed among the  $k$  next words. We then sample the next word  $w_t$  from the new probability distribution at time step  $t$ , conditioned on all the previous words  $w_{1:t-1}$  and the image  $x$ :

$$w_t \sim P(w|w_{1:t-1}, x)$$

This would produce multiple captions for the same image, allowing for a variety and maximal coverage of the image. All the multiple captions were concatenated into a single string, e.g. “<caption1>. <caption2>. <caption3>. .... <caption  $N$ >.”. In our experiments, we set  $k = 50$  and  $N = 20$ .

**Summarizing Stochastic Top- $k$  Captions.** After obtaining multiple captions through stochastic top- $k$  sampling, we further investigated a method to summarize all the multiple captions while attempting to keep all the details and descriptions as much as possible. We used Llama-2-13b-chat [3] to summarize the multiple captions generated, using the prompt below:

<s>[INST] <<SYS>> Below contains

some sentences that describes the same image. Write a response that summarizes all the sentences. Keep all details and descriptions as much as possible. <</SYS>>

1. <caption1 >.
2. <caption2 >.
- .
- .
- .
20. <caption20 >.

The above sentences describe the same image. Summarize the sentences above. Keep all the details and descriptions as much as possible. Begin your answer after the word “answer:” [/INST]

To force the Llama2 model to give us the answer in a consistent format, we added the last line in our prompt for it to begin the answer after the word “answer:”. The word “answer:” was removed before using the summarized caption given by Llama2.

### 3.2 In-context Examples

As shown in previous studies [1, 5], by providing more in-context examples, the few-shot performance can improve. Following PICa [9], we select our in-context examples by using the features generated from the CLIP [15] model (ViT-B/16 variant). More specifically, given an image  $i$  and question  $q$  during inference, we forward propagate them through the CLIP model to obtain the image and text embeddings respectively. We compute the cosine similarity of the question with all the other questions in the available in-context examples (from the train set). Similarly, we compute cosine similarity of the image with all the other images in the available in-context examples (from the train set). Then, we average the question similarity with the image similarity to guide the in-context example selection. The top- $n$  image-question pairs with the highest similarity will form the in-context examples for  $i$  and  $q$ .

### 3.3 Question Answering Module

We select Flan-T5-XXL [2] as the LLM to prompt for an answer. Flan-T5 is an instruction-finetuned

Table 3: Comparison of in-context selection methods. Note that this was done using **greedy** captioning.

In-context Example Selection Methods	n=2	n=4	n=6
Question	55.3	56.08	56.47
Image+Question	55.47	56.11	56.91

language model that has shown strong few-shot performance compared to even larger pretrained language models. An advantage of Flan-T5 is that it uses relative position encoding [21], so theoretically it could generalise to sequences of unseen length. However, we note that as sequence length increases, we are quickly constrained by the memory requirements. The prompt template that was used in our experiment is shown below:

```
Context: <caption >
Question: <question >
Short Answer: <answer >
.
.
.
Context: <caption >
Question: <question >
Short Answer:
```

The answer was produced in an open-ended generation manner, in contrast to some other methods that tackle VQA as a classification task and assumes access to answer candidates [22, 23], which is not realistic in the real world. Note that we converted all the predicted answers generated by Flan-T5 to lowercase.

## 4 Experiments

### 4.1 Dataset and Evaluation

In this study, we evaluated on the VQAv2 [24] validation set. VQAv2 consists of question-answer pairs based on the COCO image dataset, consisting of 214,354 and 443,757 questions in the validation and train set respectively. The questions in VQAv2 were designed to be relevant to the image content. We evaluated our answers based on open-ended generation and report the soft-accuracy, given by:

$$Acc(ans) = \min\left\{\frac{\# \text{ of humans that said ans}}{3}, 1\right\}$$

To be consistent with “human accuracies”, machine accuracies are averaged over all 10 choose 9 sets of human annotators.

## 4.2 Setup

The models used in our implementation are all available from HuggingFace. For BLIP2, we used the model name “Salesforce/blip2-opt-2.7b-coco”; for Flan-T5-XXL we used “google/flan-t5-xxl”; for Llama2 we used “meta-llama/Llama-2-13b-chat-hf”.

We compared different variants of the captioning method for the image during inference time in our experiments:

- **greedy.** Caption was generated using the greedy search strategy.
- **greedy-tags.** Tags, generated by prompting OWL-ViT with LVIS category names, were appended to the back of the **greedy** caption.
- **stochastic.** We concatenated all the 20 captions that were independently sampled using stochastic top- $k$  method into a single string.
- **stochastic-summarized.** Using the 20 captions generated using stochastic top- $k$  sampling, we prompted Llama-2-13b-chat to give a detailed summary.

Note that all the captions used as the “Context” for the in-context examples were generated using greedy search to reduce computational complexity and memory constraints. The decoding strategy used for Flan-T5 was greedy with a maximum new tokens of 5 for **greedy** and **greedy-tags**, while we used beam search with a width of 5 and length penalty of -1 for **stochastic** and **stochastic-summarized**.

## 5 Results and Discussions

### 5.1 Main Results

Table 2 summarizes the main results of our study. We roughly summarize some general trends in this section.

**More In-context Examples Improves Performance.** We observe that throughout all the different captioning methods, more in-context examples do help achieve higher performance. However, the improvement diminishes as the number of in-context examples increases. This is most evidently seen in the case of **stochastic** method where

increasing the number of shots from 8 to 16 only leads to a marginal 0.03 increase (62.36 vs 62.39).

**LVIS Tags Leads to Lower Performance.** Based on Table 2, comparing **greedy-tags** and **greedy**, we observe that there is a slight drop in the accuracy when tags were used. In contrast to the results from PICa where tags from the Microsoft Azure tagging API increases their performance, by appending the LVIS object category names into the caption made the accuracy lower in our case. We suspect that appending the LVIS category names to the captions may be adding more noise rather than guiding the language model towards the correct answer.

**Stochastic Top- $k$  Leads to Better Performance.** We observe that by independently sampling 20 captions using the stochastic top- $k$  method and concatenating them into one string, we achieve much higher performance than just using greedy caption, suggesting that this method could enrich the description and understanding of the image, thereby providing more details that may be relevant to answering the question. For zero-shot, the **stochastic** method outperforms the **greedy** method by 8.09%. More analysis of this will be done in Section 5.4.

**Summarizing Stochastic Top- $k$  Leads to Lower Performance.** We observe a lower accuracy by using the summarized version compared to simply concatenating the 20 captions sampled independently using stochastic top- $k$  into a single string. This could be due to the loss of information from paraphrasing as the Llama2 model was performing the summary. More analysis of this will be done in Section 5.5.

### 5.2 Comparison to Other Methods

We compared our results to other methods in Table 1, roughly grouping them into two categories: (i) Methods that require multi-modal pretraining objective to align the text and image embeddings, such as Frozen [5], VL-T5 [12], FewVLM [13], VLKD [14] and BLIP2 [8]. These methods are computationally expensive and require a large-scale visual-language datasets to train. Some of these methods, e.g. FewVLM, also reported their accuracies using few-shot learning. (ii) Methods that use frozen pretrained models without further training, such as PICa [9], Img2LLM [11], PNP-VQA [10]. Our method belongs to this category.

Using the **stochastic** captioning method, we

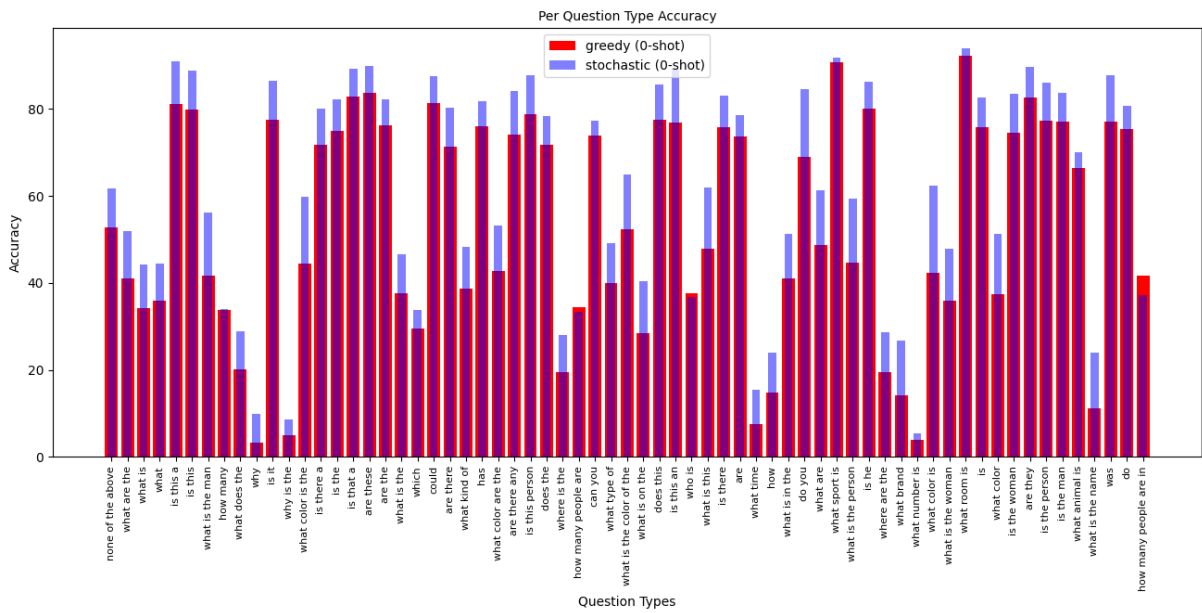


Figure 1: Per question accuracy for **greedy (0-shot)** vs **stochastic (0-shot)**.

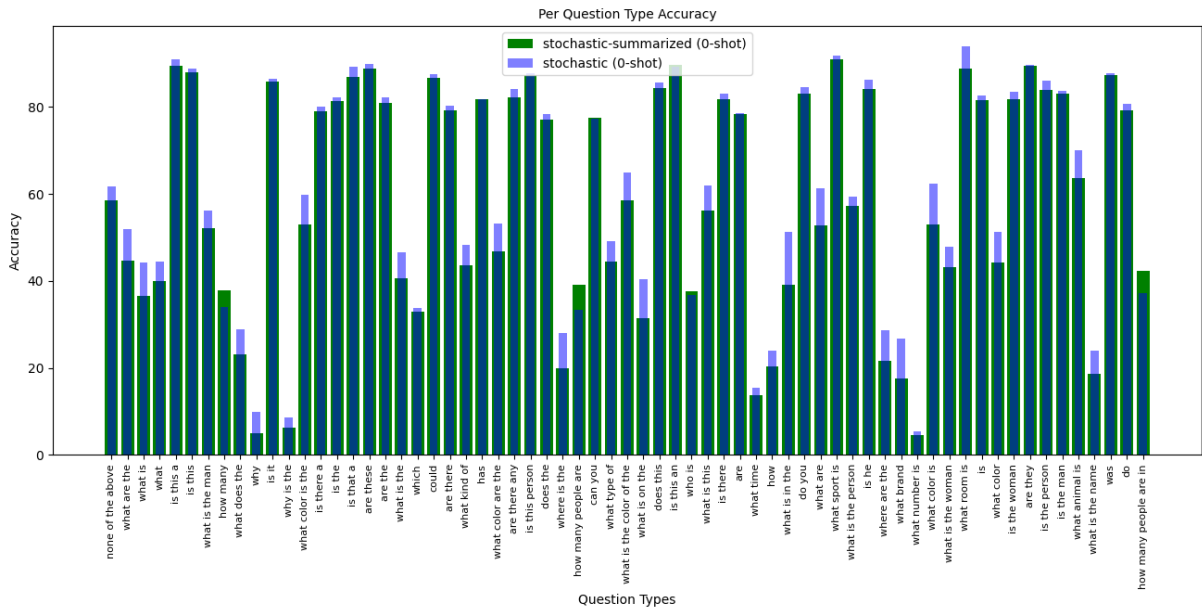


Figure 2: Per question accuracy for **stochastic-summarized (0-shot)** vs **stochastic (0-shot)**.

managed to outperform PICa by a large margin, in both zero-shot and few-shot settings. Even with 0-shot **stochastic** method, we outperform the 80-shot PICa-Ensemble method. We note that this is likely due to the fact that we used better captioning model, i.e. BLIP2 vs VinVL in PICa, and better language model, i.e. Flan-T5-XXL vs GPT-3 in PICa. This also illustrates the advantage of using such a modular system, where we can easily switch between models as more powerful ones are released to improve the performance. Our 0-shot **stochastic** method also outperforms all of the methods identified in Table 1 that requires extra multi-modal pretraining, except for BLIP-2 ViT-g Flan-T5-XXL.

### 5.3 Comparison of In-Context Selection Method

We report the results on selecting the in-context examples through using only question similarity compared to image-question averaged similarity. Note that we conducted the experiments using the **greedy** captioning method. From Table 3, we observe only a marginal improvement of selecting the in-context examples from using the averaged image-question similarity compared to only using question similarity.

### 5.4 Improvement of stochastic over greedy

To further analyse how the **stochastic** top- $k$  captioning method improves the performance, we plot the per question type accuracy for **greedy (0-shot)** vs **stochastic (0-shot)** in Figure 1. In general, the **stochastic** method outperforms the **greedy** method across all question types, except for “how many people are” and “how many people are in” (an explanation will be discussed in 5.5). We provide some qualitative examples in Figure 3. By independently sampling multiple captions of the same image, we are able to get more details about the image, each time potentially focusing on different aspects in the image. For example in Figure 3(a), the **greedy** method fails to capture the buildings/houses in the background, and hence no relevant details are available to help Flan-T5 in answering the question of “what is behind the trees?”. On the other hand, the **stochastic** top- $k$  method is able to capture the buildings/houses in some of the captions, thus providing more details that could guide Flan-T5 in generating the correct answer.

### 5.5 Lower Performance of stochastic-summarized over stochastic

Again, we plot the per question type accuracy for **stochastic-summarized (0-shot)** vs **stochastic (0-shot)** in Figure 2. Across all the question types, we observe that in general, summarizing the 20 captions generated by **stochastic** top- $k$  method leads to lower accuracy (except for questions that begins with “how many”, “how many people are”, “how many people are in” etc). Figure 5 shows some qualitative examples of how the **stochastic-summarized** caption performs worst than **stochastic**. For example in Figure 5(a), we can observe some form of “hallucination” by Llama2. Although there was no mention of “african savannah” in the 20 independently sampled captions, the summarized version generated by Llama2 mentioned that “The image captures the beauty and diversity of the African savannah”. This could have potentially led to Flan-T5 generating the answer “african savannah” to the question “where are the giraffes?”. In another example in Figure 5(b), Llama2 failed to capture in the summary that the white bird in the image was a “seagull”, which was mentioned in one of the 20 independently sampled captions, leading to Flan-T5 giving an incorrect answer.

Next, we take a closer look into the qualitative examples with questions that begin with “how many” in Figure 4. For example in Figure 4(c), in each of the captions sampled from **stochastic** top- $k$ , it is quite clear that there is 1 young/little boy in the image. However, the answer predicted by Flan-T5 to the question “how many children are shown?” was 4, suggesting that concatenating all the captions into one string makes it difficult for the language model to understand how many of the object in question is being described. This could add more noise, hence confusing Flan-T5 when trying to understand the context. On the other hand, the summarized version makes the description of the image more coherent, guiding Flan-T5 towards the correct prediction of 1. This would also possibly explain the lower performance of **stochastic** compared to **greedy** in the “how many” question types as previously pointed out in Section 5.4.

## 6 Limitations and Future Work

### 6.1 Limitation of VQA Soft-Accuracy Metric

We would like to point out a limitation of the soft-accuracy metric used to evaluate VQA performance. Due to the way the metric was formulated, after processing<sup>\*</sup>, the generated answer have to match at least one of the ground truth answers by the human annotators, otherwise it will be scored 0. This leads to many of the answers generated to be marked as incorrect, although they may be logically correct. We provide some qualitative example of such cases in Figure 6. For example, in Figure 6(b), both of the answers “to keep warm” and “it is cold outside” are logically correct answers to “why are the people wearing hats?”. However, they are both scored 0, due to the fact that they do not match at least one of the ground truth answers. This could partially explain the low accuracy for question types beginning with “why” as shown in Figures 1 and 2. Due to the subjective nature, there may be many different ways of answering the question. Certain answers that are logically correct will be incorrectly penalised under such a metric.

### 6.2 Limitation of Captioning as Image Representation

From Figures 1 and 2, we also noticed poor performance in question types “what number is” and “what time”. In general, we noticed that the captions generated by BLIP2 do not detect text/numbers and time on the clock well. In most of the cases, the time on the clock are not described in the captions generated, resulting in the low accuracy for such question types. This could possibly be explained by the fact that BLIP2 was not trained for detecting time on a clock or detecting text/numbers in images (although BLIP2 do exhibit OCR capabilities [25]). Another explanation could be the fact that the clock or text/numbers in the images were not the main focus in most cases, hence the captions generated will not include the time or text/numbers.

### 6.3 Future Work

More research have to be done to find ways to boost the performance of the “why”, “what number is”, “what time”, etc type of questions. As a

---

<sup>\*</sup>The processing steps can be found in: <https://visualqa.org/evaluation.html>

first step, we could try to adapt the method described in [10] and [11] to extract question relevant patches and generate captions based on those patches using BLIP2. This could help boost the accuracy as the captions are now based on image regions that may be relevant to the question, as compared to generating captions based on the whole image with no particular aim. Next, we could also independently sample more captions using the **stochastic** top- $k$  method, and use a larger Llama2 model (e.g. Llama2-70b-chat) or ChatGPT to summarize the captions. Lastly, we expect that a end-to-end pretraining (to align the image and text modality) and then finetuning on VQAv2 directly will help achieve higher performance.

## 7 Conclusion

In conclusion, in this work, we attempted to build a system similar to PICa using BLIP2 as the captioner and Flan-T5 as the LLM to solve the VQA task without further training. We explored various decoding methods for the captioning step, such as the greedy method, repeatedly sampling using stochastic top- $k$ , and then using Llama2 to summarize the multiple captions generated from stochastic top- $k$ . We found that concatenating the multiple captions sampled using stochastic top- $k$  into a single string performs the best, and even outperforms PICa. We provided some qualitative analysis into the performance of the various captioning methods and highlighted some limitations of such a modular system.

## References

- [1] Tom Brown et al. “Language models are few-shot learners”. In: *Advances in neural information processing systems* 33 (2020), pp. 1877–1901.
- [2] Hyung Won Chung et al. “Scaling instruction-finetuned language models”. In: *arXiv preprint arXiv:2210.11416* (2022).
- [3] Hugo Touvron et al. “Llama 2: Open foundation and fine-tuned chat models”. In: *arXiv preprint arXiv:2307.09288* (2023).
- [4] Susan Zhang et al. “Opt: Open pre-trained transformer language models”. In: *arXiv preprint arXiv:2205.01068* (2022).



- [5] Maria Tsimpoukelli et al. “Multimodal few-shot learning with frozen language models”. In: *Advances in Neural Information Processing Systems* 34 (2021), pp. 200–212.
- [6] Ron Mokady, Amir Hertz, and Amit H Bermano. “Clipcap: Clip prefix for image captioning”. In: *arXiv preprint arXiv:2111.09734* (2021).
- [7] Jean-Baptiste Alayrac et al. “Flamingo: a visual language model for few-shot learning”. In: *Advances in Neural Information Processing Systems* 35 (2022), pp. 23716–23736.
- [8] Junnan Li et al. “Blip-2: Bootstrapping language-image pre-training with frozen image encoders and large language models”. In: *arXiv preprint arXiv:2301.12597* (2023).
- [9] Zhengyuan Yang et al. “An empirical study of gpt-3 for few-shot knowledge-based vqa”. In: *Proceedings of the AAAI Conference on Artificial Intelligence*. Vol. 36. 3. 2022, pp. 3081–3089.
- [10] Anthony Meng Huat Tiong et al. “Plug-and-play vqa: Zero-shot vqa by conjoining large pretrained models with zero training”. In: *arXiv preprint arXiv:2210.08773* (2022).
- [11] Jiaxian Guo et al. “From images to textual prompts: Zero-shot vqa with frozen large language models”. In: *arXiv preprint arXiv:2212.10846* (2022).
- [12] Jaemin Cho et al. “Unifying vision-and-language tasks via text generation”. In: *International Conference on Machine Learning*. PMLR, 2021, pp. 1931–1942.
- [13] Woojeong Jin et al. “A Good Prompt Is Worth Millions of Parameters: Low-resource Prompt-based Learning for Vision-Language Models”. In: *Proceedings of the 60th Annual Meeting of the Association for Computational Linguistics (Volume 1: Long Papers)*. Dublin, Ireland: Association for Computational Linguistics, May 2022, pp. 2763–2775. DOI: 10 . 18653 / v1 / 2022 . acl - long . 197.
- [14] Wenliang Dai et al. “Enabling Multimodal Generation on CLIP via Vision-Language Knowledge Distillation”. In: *Findings of the Association for Computational Linguistics: ACL 2022*. Dublin, Ireland: Association for Computational Linguistics, May 2022, pp. 2383–2395. DOI: 10 . 18653 / v1 / 2022 . findings - acl . 187.
- [15] Alec Radford et al. “Learning transferable visual models from natural language supervision”. In: *International conference on machine learning*. PMLR, 2021, pp. 8748–8763.
- [16] Mike Lewis et al. “BART: Denoising Sequence-to-Sequence Pre-training for Natural Language Generation, Translation, and Comprehension”. In: *Proceedings of the 58th Annual Meeting of the Association for Computational Linguistics*. Online: Association for Computational Linguistics, July 2020, pp. 7871–7880. DOI: 10 . 18653 / v1 / 2020 . acl - main . 703.
- [17] Pengchuan Zhang et al. “Vinvl: Revisiting visual representations in vision-language models”. In: *Proceedings of the IEEE/CVF conference on computer vision and pattern recognition*. 2021, pp. 5579–5588.
- [18] Daniel Khashabi, Yeganeh Kordi, and Hannaneh Hajishirzi. “Unifiedqa-v2: Stronger generalization via broader cross-format training”. In: *arXiv preprint arXiv:2202.12359* (2022).
- [19] Matthias Minderer et al. “Simple Open-Vocabulary Object Detection”. In: *Computer Vision – ECCV 2022: 17th European Conference, Tel Aviv, Israel, October 23–27, 2022, Proceedings, Part X*. Tel Aviv, Israel: Springer-Verlag, 2022, pp. 728–755. ISBN: 978-3-031-20079-3. DOI: 10 . 1007 / 978 - 3 - 031 - 20080 - 9 \_ 42.
- [20] Agrim Gupta, Piotr Dollar, and Ross Girshick. “Lvis: A dataset for large vocabulary instance segmentation”. In: *Proceedings of the IEEE/CVF conference on computer vision and pattern recognition*. 2019, pp. 5356–5364.
- [21] Peter Shaw, Jakob Uszkoreit, and Ashish Vaswani. “Self-Attention with Relative Position Representations”. In: *Proceedings of the 2018 Conference of the North American Chapter of the Association for Computational Linguistics: Human Language Technologies, Volume 2 (Short Papers)*. New Orleans, Louisiana: Association for Computational Linguistics, June 2018, pp. 464–468. DOI: 10 . 18653 / v1 / N18 - 2074.

- [22] Soravit Changpinyo et al. “All You May Need for VQA are Image Captions”. In: *Proceedings of the 2022 Conference of the North American Chapter of the Association for Computational Linguistics: Human Language Technologies*. Seattle, United States: Association for Computational Linguistics, July 2022, pp. 1947–1963. DOI: 10 . 18653 / v1 / 2022 . naacl-main.142.
- [23] Pratyay Banerjee et al. “WeaQA: Weak Supervision via Captions for Visual Question Answering”. In: *Findings of the Association for Computational Linguistics: ACL-IJCNLP 2021*. Online: Association for Computational Linguistics, Aug. 2021, pp. 3420–3435. DOI: 10 . 18653 / v1 / 2021.findings-acl.302.
- [24] Yash Goyal et al. “Making the v in vqa matter: Elevating the role of image understanding in visual question answering”. In: *Proceedings of the IEEE conference on computer vision and pattern recognition*. 2017, pp. 6904–6913.
- [25] Yuliang Liu et al. “On the hidden mystery of ocr in large multimodal models”. In: *arXiv preprint arXiv:2305.07895* (2023).

<p><b>Question:</b> what is behind the trees?</p> <p><b>Ground Truth Ans:</b> houses/town buildings/buildings</p>  <p>(a)</p>	<p><b>stochastic top-<math>k</math> caption:</b> a horse is eating some grass in a green pasture. horse standing next to a few others in some grass. a white, black and striped horse grazing in grass and tall <b>buildings</b>. there is a few horses eating in a green field with <b>buildings</b> in the distance. horse stands on the grass and grazes on hay. horse are grazing in a field of green grass in front of <b>buildings</b>. horse grazing in open field with nearby small houses. a group of horses in a green field with houses in the background. a horse eats grass in a field with a <b>building</b> in the background. several horses are grazing in a green field next to a <b>building</b>. a herd of four horses and a horse eating some grass. four horses are standing on top of a lush green field. a brown, white and black horse is eating grass in the middle of a grassy field. the horse is eating grass outside of a <b>building</b> in a field. horse in the middle of a large field, grazing on grass. a farm with several horses and a house in the background. some horses grazing in a field of green grass near <b>buildings</b>. horse eating grass in a field with <b>buildings</b> in the background. four horses grazing in a grassy field with <b>buildings</b> in the background. a horse in a field near a town with other horses standing nearby.</p> <p><b>Predicted Ans:</b> <b>buildings</b></p> <p><b>greedy caption:</b> a horse is eating grass in a field with other horses</p> <p><b>Predicted Ans:</b> a horse</p>
<p><b>Question:</b> is the skateboarder shirtless?</p> <p><b>Ground Truth Ans:</b> yes</p>  <p>(b)</p>	<p><b>stochastic top-<math>k</math> caption:</b> a man riding a skateboard over a metal object and flying through the air. taken in a park the <b>shirtless</b> skateboarder is leaping up a wall. a <b>shirtless</b> men performing a skateboard trick over an object. man jumping in air on skateboard while on public sidewalk. a <b>shirtless</b> man in a skateboard jump over a brick. a person riding a skateboard on top of a ledge above a tree. a person on a skate board doing tricks over a concrete sculpture. a person jumps over the top of a metal base in a skate park. a man on a skateboard jumps over a metal structure on a sidewalk. a man is riding a skateboard through the air, over a metallic object. a <b>shirtless</b> man riding an object in the air with a skateboard. a male skater is in mid-air jumping a concrete thing. a male skateboarder in mid air jumping off a park cement object. <b>shirtless</b> man jumping on a skateboard and performing jumps in a park. <b>shirtless</b> man on skateboard jumping over rock and concrete in street. man on skateboard doing a trick in middle of the street. there is a person doing a jump off of a skate board. a man riding a skate board does a trick over a park. a man doing a jump on a skateboard while outside. a <b>shirtless</b> skateboarder doing a trick on top of a pillar.</p> <p><b>Predicted Ans:</b> <b>yes</b></p> <p><b>greedy caption:</b> a man on a skateboard doing a trick on a metal object</p> <p><b>Predicted Answer:</b> no</p>

Figure 3: Qualitative examples of how **stochastic top- $k$**  captions perform better than **greedy** captions. The answer cues and correct answers are indicated by green color, while red color indicates wrong answers. (a): the **greedy** caption fails to capture the buildings in the background, whereas the **stochastic** method is able to capture the buildings in some of the captions. (b): **greedy** caption fails to capture that the man is shirtless, whereas the **stochastic** method is able to capture that the man is shirtless in some of the captions.

<p><b>Question:</b> what color dog?</p> <p><b>Ground Truth Ans:</b> white, black/black &amp; white/black and white/brown and white/black</p>  <p>(c)</p>	<p><b>stochastic top-<math>k</math> caption:</b> the dog is biting someone that is sitting on the ground. a man holding a <b>black and white</b> dog, with his lap on a couch. a close up view of a person holding a collar for a dog. a dog pulling a person's hair while the person holds it. someone is doing something to a dog on a table. a person is holding over a dog's head while the dog chews on something near the persons. a dog getting a hold of the handle of a toy. the person is showing off their dogs teeth with chew toys. a <b>black and white</b> dog is sitting on someone's lap. the person is petting the dog with a red toy. a dog that sits on someone's lap being held by their hand. the dog is sitting next to the person holding the device. a close up of a dog being bitten on the paws. a person with their dog putting a blue item into their mouth. a dog who is being put on to a person who is holding his head. the black and white dog is tugging something out of the persons hands. dogs are very happy when they are getting a new toy to play with. a dog getting a treat from someone's hands, and sitting. a person that is petting a dog with a red thingy. a dog being held in a person's hand as the person brushes the dog.</p> <p><b>Predicted Ans:</b> <b>black and white</b></p> <p><b>greedy caption:</b> a dog is being held by a person while they are brushing it's teeth</p> <p><b>Predicted Ans:</b> <b>brown</b></p>
<p><b>Question:</b> what color are they both wearing?</p> <p><b>Ground Truth Ans:</b> orange</p>  <p>(d)</p>	<p><b>stochastic top-<math>k</math> caption:</b> two men walking through a grassy meadow together holding frisbees. a couple of men are in a meadow walking with a frisbee. two guys walk along a field carrying white frisbees. two male men in <b>orange</b> walk on some grass beside some water, while carrying a disc on each. two men walking in a big field with some weeds. a pair of men walk through an open field holding a frisbee. a couple of men walk along a nature trail through a field of grass. a couple of guys walking through a grassy field with a frisbee. a couple of men are walking through some tall grass and ferns. two men with long beard walking thru a field carrying a frisbee. a man with a beard and a person with a shaved head. two men wearing <b>orange</b> are holding a frisbee in a green field. people walking outside and carrying a frisbee in the field. a couple of guys walking about in a grassy field, one is bearded, one is not. two barefoot people in red coats and orange pants are walking with frisbees and flowers. man standing in a field of tall grass holding a white disk. are two men who are walking down a field carrying a frisbee. two men wearing <b>orange</b> jerseys walking across a field of wild flowers. two people walking near each other in a very large field. two men walking through tall grass, one has a frisbee, the other a hat to.</p> <p><b>Predicted Ans:</b> <b>orange</b></p> <p><b>greedy caption:</b> two men are walking through a field of tall grass</p> <p><b>Predicted Ans:</b> <b>white</b></p>

Figure 3: Qualitative examples of how **stochastic** top- $k$  captions perform better than **greedy** captions. The answer cues and correct answers are indicated by green color, while red color indicates wrong answers. (c): the **greedy** caption does not describe the color of the dog, whereas the **stochastic** method is able to capture the color of the dog in some of the captions. (d): the **greedy** caption does not capture the color of the clothing, whereas the **stochastic** method captures the color of the clothing in both of the man in some of the captions.



<p><b>Question:</b> how many animals are there?</p> <p><b>Ground Truth Ans:</b> 2</p>  <p>(a)</p>	<p><b>stochastic top-<math>k</math> caption:</b> two horses grazing on a green pasture in front of a barn. a pair of horses grazing in front of a large structure. two horses graze in the pasture with an old castle behind them. two horses are grazing in front of a castle in the woods. two horses standing in a field at night grazing grass,. two horses are eating grass from a pasture with a castle in the background. two horses grazing in a large grass field with a castle behind them. two horses standing on top of a lush green field and an old castle with a building in the. a couple of horses on a grass covered field next to a ruined building in the background. a couple of horses standing in the grass eating, the area is near a building, the grass. two horses are grazing on the grass on the property of the old cathedral. a field of horses graze near a castle and a building. two horses are standing on a fence looking over a large field. a group of horses grazing on the lush green grass outside the palace. two horses grazing in grassy pasture with old castle in background. a couple of horses standing on top of a lush green field with a castle in the background. the pictured horses are grazing outside of a castle while some kind of building sits in the background. two horses standing in an open, grass field near an ancient church. two horses standing on top of a lush green field next to a building. two white horses and one brown horse grazes on grass in the old field.</p> <p><b>Predicted Ans:</b> 3</p> <p><b>stochastic-summarized top-<math>k</math> caption:</b> The image depicts two horses grazing on a lush green field, with an old castle or building in the background. The field is surrounded by trees and the horses are standing on top of the grass, eating. The image is taken during the daytime, and the sun is shining down on the horses and the field. The horses are described as white and brown, and they are standing next to each other, both facing the same direction. The castle or building in the background is old and may be ruined, and there may be other structures or trees in the distance. The overall atmosphere of the image is peaceful and serene, with the horses and the field being the main focus.</p> <p><b>Predicted Ans:</b> 2</p>
<p><b>Question:</b> how many boats are shown?</p> <p><b>Ground Truth Ans:</b> 1</p>  <p>(b)</p>	<p><b>stochastic top-<math>k</math> caption:</b> a white and rusty fishing boat on top of a body of water. a ship going very fast through a choppy ocean. a boating boat with a black and white hull traveling over a body of water. a fishing boat sailing in the ocean with a small island in the background. an old white fishing boat is coming around an island. a boat is heading out on the open water today. a boat is traveling across a body of water and the beach is out in the background. a boat is traveling through the water toward the other side. a white fishing boat floating across an ocean in the afternoon. a boat in the open water is traveling toward shore. there is a boat traveling across a large body of water. a boat sailing across the waters near a shore with a land in view. a fishing boat is driving on a large body of water. a boat in open water going west to east. a large boat traveling on a large body of water. a boat that has pulled a net is floating in the water. a boat is moving across the ocean waves in a calm manner. a boat with a big mast that is going through a river. there is a boat that is traveling in the water. the little white fishing boat is sailing along the water.</p> <p><b>Predicted Ans:</b> 24</p> <p><b>stochastic-summarized top-<math>k</math> caption:</b> The image depicts a white and rusty fishing boat sailing on a body of water, possibly the ocean, with a small island in the background. The boat is traveling at a moderate speed, creating waves and ripples in the water. The hull is black and white, and the boat is equipped with a mast and a net. The scene is serene, with the sun shining in the background and a calm ocean breeze blowing. The boat is heading towards the horizon, with the shore visible in the distance. The image captures the beauty of the ocean and the simplicity of a fishing boat at sea.</p> <p><b>Predicted Ans:</b> 1</p>

Figure 4: Qualitative examples of how **stochastic-summarized** captions perform better than **stochastic** captions for “how many” question types. Green color indicates correct answer predicted, while red color indicates wrong answer predicted. Simply concatenating the 20 captions from **stochastic** top- $k$  into one string seems to confuse Flan-T5 as to how many objects in question are in the image.



<p><b>Question:</b> how many children are shown?</p> <p><b>Ground Truth Ans:</b> 1</p>  <p>(c)</p>	<p><b>stochastic top-<i>k</i></b> caption: a small indian boy sitting on top of a suitcase. a baby is sitting in a suitcase next to a wall. small boy sitting on suitcase in a basement room. a baby sitting on luggage in the kitchen floor. a small toddler that is sitting on a suitcase. a small baby sitting inside of a suitcase looking bored. a very small cute boy sitting on top of a piece of luggage. a small child sits on a suitcase as it is placed on a floor. a little boy sitting on top of luggage in a room. a child sitting on a black suitcase with its lid off. a young child sitting with feet up on a briefcase on the floor. a baby sitting in a suitcase on the ground floor. a young boy sits on a piece of luggage sitting on the floor. a cute baby sits on a suitcase with his legs crossed. the baby is sitting on the suit with a hand on the handle. a toddler sitting on a suitcase in a room. a very cute baby lying on top of a suitcase. the baby sits down on the suitcase in order to keep up with his parents. the baby sits on top of a suitcase in a room. a young child sits on a closed suitcase near a building.</p> <p><b>Predicted Ans:</b> 4</p> <p><b>stochastic-summarized top-<i>k</i></b> caption: A small Indian boy, described as toddler, baby, or young child, is sitting on top of a suitcase in various locations such as a basement room, kitchen floor, or near a building. The boy is described as cute, small, and sitting with his legs crossed or with his hand on the handle of the suitcase. Some sentences mention the suitcase being open or closed, and the boy may be sitting on the floor or on the suitcase itself. The image depicts a child sitting on luggage, possibly indicating a travel or moving scenario.</p> <p><b>Predicted Ans:</b> 1</p>
<p><b>Question:</b> How many clocks are visible?</p> <p><b>Ground Truth Ans:</b> 1/2</p>  <p>(d)</p>	<p><b>stochastic top-<i>k</i></b> caption: a big clock on a very tall building with the sun behind it. the outdoor plaza is open with glass and metal covering. the a clock is on the top part of a covered walkway. a wooden pergola with a large clock sitting in the middle. a clock on a metal wall hanging as a frame on a building. a clock is on the top of a covered bridge at a square. a clock sitting in a glass covered shelter and next to a parking area. a large curved steel and glass structure with a clock on the top. an arch structure with a clock at the top in front of a bunch of buildings. a glass covered structure near the entrance to a building. the clock tower is in the center of the covered patio. a large black clock in a glass covered courtyard. a square shaped structure with four arches and a clock mounted to the top. the clock is very tall over a walkway in a city. a metal frame holds an ornate clock tower which is surrounded by glass on all four sides. a metal framed clock with two arms that has a clock on it. a clock on the front of a white building against a cloudy sky. the white clock is on the end of the building. a very large clock with a square frame in the center of a building. there is a group of people standing under a big clock.</p> <p><b>Predicted Ans:</b> 20</p> <p><b>stochastic-summarized top-<i>k</i></b> caption: The image depicts a large clock tower located in a bustling urban setting, surrounded by modern buildings and structures. The clock tower is tall and prominent, with a metal frame and a glass or metal covering. It is situated in a central location, such as a plaza or a square, and is surrounded by a variety of architectural styles and features. The clock face is clearly visible and easily readable, and the tower is adorned with ornate details and decorations. The image captures the essence of a vibrant and thriving city, with the clock tower serving as a focal point and a symbol of time and precision.</p> <p><b>Predicted Ans:</b> 1</p>

Figure 4: Qualitative examples of how **stochastic-summarized** captions perform better than **stochastic** captions for “how many” question types. Green color indicates correct answer predicted, while red color indicates wrong answer predicted. Simply concatenating the 20 captions from **stochastic top-*k*** into one string seems to confuse Flan-T5 as to how many objects in question are in the image.



<p><b>Question:</b> where are the giraffes?</p> <p><b>Ground Truth Ans:</b> field/grassy field/zoo/on grass/trees/left/outside</p>  <p>(a)</p>	<p><b>stochastic top-<math>k</math> caption:</b> a giraffe standing in a field amongst some other plants. a giraffe stalks in the shade of a tall tree and other animals. a giraffe standing on top of grass surrounded by trees. a giraffe standing in the woods while other animals walk by. a giraffe stands alone while looking for sustenance on a sunny day. a giraffe walks around standing tall in the grass eating leaves while other animals walk towards them. a giraffe in a field and other animals grazing nearby. a giraffe stands by some tall trees eating leaves from the branches. a giraffe standing in the grass near a flock of animals. a giraffe standing on all fours in a grassy field near trees. a giraffe and other small animals walk along a hillside in the field. a giraffe is standing in the grass next to a tree. a giraffe with several other animals on the grass area beside the tree. a giraffe is standing in a grassy field eating from a tree. a giraffe that is standing in a grassy area that has trees near them. a giraffe and other animals in a meadow with a green background. a giraffe standing in a grassy field next to some trees. a giraffe standing on a lush green field with various jungle animals. a giraffe is walking in a field near trees and bushes. a wild giraffe standing in an open field with lots of trees nearby.</p> <p><b>Predicted Ans:</b> field</p> <p><b>stochastic-summarized top-<math>k</math> caption:</b> The image depicts a giraffe standing in a grassy field with trees nearby, surrounded by other animals such as small mammals and birds. The giraffe is shown in various poses, including standing, walking, and eating leaves from the trees. The scene is set in a sunny day with a green background, and the giraffe is the main focus of the image. The other animals in the scene are grazing or walking nearby, and the overall atmosphere is one of peacefulness and serenity. The giraffe is described as standing tall, walking, and eating leaves, emphasizing its unique physiology and behavior. The image captures the beauty and diversity of the African savannah, with its lush vegetation, varied wildlife, and warm lighting.</p> <p><b>Predicted Ans:</b> african savannah</p>
<p><b>Question:</b> what type of bird is this?</p> <p><b>Ground Truth Ans:</b> seagull/pelican/gull</p>  <p>(b)</p>	<p><b>stochastic top-<math>k</math> caption:</b> a white bird that has its wings spread out. a bird flying over the surface of water with a brown bird on top. a white bird flying low over the water next to some branches. a bird flying over the water in front of a large building. a close up image of a large bird flying over water. seagull flying overhead a blue water body of water. the white bird is circling the water under the moon. an image of a white bird is gliding low over the water. a bird is flying over the water, its wings wide open.. a bird is flying low over a lake with waves behind it. a bird in the air with its wings stretched over the water. the bird is flying low over the water, it is seen here at a slow speed. a white bird is flying over a large body of water. a white and yellow bird is flying low over a body of water. a bird that is flying over water near a body of water. white bird flying in the air over dark water with a few ripples. a small bird in the air flying over water. a bird flying low over water on a sunny day. there is a bird in the air while floating over a body of water. a bird that is soaring through the air next to water.</p> <p><b>Predicted Ans:</b> seagull</p> <p><b>stochastic-summarized top-<math>k</math> caption:</b> The image depicts a white bird flying over a body of water, with its wings spread wide and gliding low over the surface. The bird is seen in different angles and perspectives, with some sentences highlighting its close proximity to the water and others showcasing its distance from the shore. The bird's flight path is described as smooth and slow, with some sentences indicating that it is flying over a large body of water and others mentioning a small body of water with waves. The bird's wings are described as white and yellow, and it is seen flying in the air with its wings stretched out. The image is captured on a sunny day, with the bird's flight path visible against the blue sky. The overall scene is one of serenity and tranquility, with the bird's graceful flight adding to the beauty of the setting.</p> <p><b>Predicted Ans:</b> white bird</p>

Figure 5: Qualitative examples of how **stochastic-summarized** captions perform worst than **stochastic** captions. Green color indicates correct answer predicted, while red color indicates wrong answer predicted. (a): Llama2 “hallucinating” in its summary and adding the description of the location “African savannah” when it did not appear in the captions generated by **stochastic top- $k$** . (b): Llama2 fails to capture the “seagull” in its summary when it appeared in one of the captions generated by **stochastic top- $k$** .



<p><b>Question:</b> what is behind the man?</p> <p><b>Ground Truth Ans:</b> mountains/mountain/mountain range/snow and land</p>  <p>(c)</p>	<p><b>stochastic top-<math>k</math> caption:</b> a skier who is posing for a photo on the snowy slopes of a mountain. a male skier makes a pose on top of a snowy mountain. a man posing for a picture while on skis in the snow. a smiling skier in snow skiing with mountains and snow-capped mountains in the background. a person on skis standing next to mountains standing on ski run. a man posing in skis on top of a snowy slope. a man on skis standing on the mountain side. a person that is on some skis on the snow. a person wearing skis stands on a snowy mountain. the skier stands on the top of the mountain in full snow gear. a young man is standing on top of a snowy hill posing for a picture while wearing skis. a man with helmet and ski gear standing on a snow covered slopes. a young man on a snowy mountain top wearing skis posing for the camera. a skier in a red suit in the mountains on sunny day. a skier poses at the top of a mountain for a photo. man on skis taking picture on snow covered slopes with mountains of view behind him. a man on their skis on the side of the mountain slope. a man posing with a skier and ski poles on a mountain. man in red and black ski jacket holding poles over head. a man in red jacket standing in the snow on his skiis.</p> <p><b>Predicted Ans:</b> mountains</p> <p><b>stochastic-summarized top-<math>k</math> caption:</b> A young man wearing a red ski suit and ski gear is posing for a photo on the snowy slopes of a mountain, with snow-capped peaks in the background. He is standing on his skis, with one ski pole held overhead and the other resting on the snow. The man is smiling and looking directly at the camera, capturing a joyful moment of skiing on a sunny day. The scene is set against a picturesque backdrop of snow-covered mountains and blue sky.</p> <p><b>Predicted Ans:</b> snow-capped peaks</p>
<p><b>Question:</b> besides necklaces, what else is on girl's neck?</p> <p><b>Ground Truth Ans:</b> tie/ties/scarf</p>  <p>(d)</p>	<p><b>stochastic top-<math>k</math> caption:</b> a child with a necktie smiles and wears beads on a tie. a little girl in a sweater, tie and neck beads smiling for the camera. the child is smiling smiling and wearing a neck tie. a young woman that is smiling shows off a tie. a young girl in gray sweater with neck tie and beaded neck. a smiling girl wearing an necklace on a city sidewalk. young smiling girl with brown hair smiling on street. a little girl wearing a tie smiles while standing on a city sidewalk. a young child wearing a neck tie and beads on their pants. a girl sitting on the side of the street smiling while she wears a neck tie. there is a little girl wearing a neck tie and a smile. young girl wearing beaded neck tie with jewelry outside of town center. there is a girl in a tie and beads with a group of people walking by in the background. here is a photo of a woman having beads in her hair. a young girl wearing a necktie at an outdoor music festival. a little asian girl wearing a tie and necklace in front of a crowd. a girl with beads around neck and wearing jacket. a young child wearing a necktie smiling as if she is ready to take a picture. a girl in a large neck tie with beads and a smile. in a busy outdoor marketplace, a child wears a tie with beaded necklaces.</p> <p><b>Predicted Ans:</b> tie</p> <p><b>stochastic-summarized top-<math>k</math> caption:</b> A young girl, likely between the ages of 4 and 8, is smiling and wearing a necktie with beads on it. She is standing or sitting in a variety of locations, including a city sidewalk, a street, and an outdoor music festival. The girl has brown hair and is dressed in a gray sweater and possibly pants with beads on them. She is surrounded by a group of people in some of the images, and is posing for the camera in others. The necktie and beads add a playful and stylish touch to her outfit, and her smile suggests happiness and confidence.</p> <p><b>Predicted Ans:</b> necktie</p>

Figure 5: Qualitative examples of how **stochastic-summarized** captions perform worst than **stochastic** captions. Green color indicates correct answer predicted, while red color indicates wrong answer predicted. (c): Llama2 paraphrases the description of the snowy mountains in the background as “snow-capped peaks”, leading to a “wrong” answer generated (although logically it should be correct, see a discussion of the limitation of the evaluation metric in Section 6). (d): Llama2 uses the word “necktie” to summarize that the young girl is wearing a tie, leading to the “wrong” answer of necktie (again, see a discussion of the limitation of the evaluation metric in Section 6).





<p><b>Question:</b> what is in the bun?</p> <p><b>Ground Truth Ans:</b> bacon/cheese/hot dog, cheese/bacon and cheese/hot dog, bacon and cheese</p>  <p>(a)</p>	<p><b>stochastic top-<math>k</math> caption:</b> the bread has bacon in it with cheese on it. a sandwich with melted cheese wrapped around it on a napkin. bacon covered in cheese is on a bun with white napkin. a bacon wrapped hot dog on a white napkin covered with melted cheese. there is some bacon covered in a cheese in a white wrapper. a close up of a cheesy bacon covered hot dog. a hot dog with cheese and bacon on top of a white plate. two bacon covered buns sit on cheese wrapped cheese sandwich in a white wrapper. the hotdog has a cheese sauce on the bun and bacon on the top of the bun. a bacon covered hot dog sitting on a napkin covered with cheese. this hot dog has bacon on it with melted cheese. this is a hotdog with bacon. cheesy bacon in a bun on a plate on a table. the bun is topped with cheese and bacon on it. cheese flavored bacon and tomato bacon and cheese in a bun on a napkin. a hot dog covered in a cheese-covered bun sits on wax paper. a double dipped hot dog covered in melted cheese and bacon, tied together with a piece of string. a close up of a bacon topped hotdog in a bun. a bacon covered hotdog on a napkin on a plate. a cheesy hotdog with bacon in a wrapping is on a table.</p> <p><b>Predicted Ans:</b> <span style="color: green;">bacon</span></p> <p><b>stochastic-summarized top-<math>k</math> caption:</b> The image depicts a bacon-wrapped hot dog topped with melted cheese and sitting on a napkin. The hot dog is served on a white plate and is surrounded by additional cheese and bacon. The bun is covered in cheese and bacon, and the hot dog is tied together with a piece of string. The image also includes a close-up of the bacon-topped hot dog and a cheesy hot dog wrapped in a white wrapper. The overall appearance is that of a delicious and indulgent food item.</p> <p><b>Predicted Ans:</b> <span style="color: red;">cheese and bacon</span></p>
<p><b>Question:</b> why are the people wearing hats?</p> <p><b>Ground Truth Ans:</b> cold/its cold/it's cold/it is cold/yes</p>  <p>(b)</p>	<p><b>stochastic top-<math>k</math> caption:</b> people are going skiing in the snow. the man is wearing his skies on top of the snow. mountains of snow near a ski lodge with people on skis. a snowy mountain with several skiers at the ski lift. skiers moving over the top of a large pile of snow. skiers at a ski slope under clear blue skies. snow skiers riding toward the top of the slope while some people look on. a photo of a group of people on skis on top of some snow. several people ski on the ski slope with the ski lift in the background. skiers on the top of a snow covered slope by a chair lift. a big bunch of people in some skis standing at a ski slope. several cross-country skiers at the top of a snowy slope. a group of people standing on skis in the snow. the skiers are walking down the hill toward the mountain. there are a few adults hiking into the snow skiing down. there are people climbing the ski lift on the mountain in the snow. people skiing on a snowy hill surrounded by trees and chairs. a bunch of people skis on the snow covered landm. a group of people stand on skis in the snow. a couple of people on skis riding down on snow covered ski slopes.</p> <p><b>Predicted Ans:</b> <span style="color: red;">to keep warm</span></p> <p><b>stochastic-summarized top-<math>k</math> caption:</b> The image depicts a scenic winter wonderland with snow-covered mountains, ski slopes, and skiers enjoying the winter sports. The image captures various aspects of skiing, including people wearing skis on top of the snow, skiers riding the ski lift, and groups of people skiing down the slopes. The scene is filled with people of all ages and skill levels, from beginners to experienced skiers, all enjoying the snowy terrain. The image also showcases the beautiful blue skies and the stunning mountain landscape, making it a breathtaking winter wonderland. Additionally, there are people hiking into the snow, climbing the ski lift, and standing on skis, adding to the lively atmosphere of the scene. Overall, the image is a vibrant and joyful representation of winter sports and the beauty of the snowy mountains.</p> <p><b>Predicted Ans:</b> <span style="color: red;">it is cold outside</span></p>

Figure 6: Qualitative examples to illustrate the limitations of soft-accuracy to evaluate VQA performance. Green color indicates correct answer predicted, while red color indicates wrong answer predicted.



<p><b>Question:</b> why did the boy jump?</p> <p><b>Ground Truth Ans:</b> trick/skate trick/skateboarding/skateboarding trick/to get over can/wanted to/for fun/over trash can/garbage can</p>  <p>(c)</p>	<p><b>stochastic top-<math>k</math> caption:</b> a person doing a skateboard trick on top of a metal trash can. three pictures of two people performing different actions while carrying a skateboard. a young man holds a skateboard in the air while a trash can catches it on its rim. a guy is doing tricks on a skateboard in the sky. a series of photos of a man using his skateboard for a stunt. a series of photographs that show a young girl going through a jump while practicing skating on a street. a person jumping a skateboard into the air while walking. some people jumping over the trash can with skateboards. two pictures showing a boy jumping a trash can with his skate board. a young man jumping a skateboard off of a trash can. the three images of a man holding a skateboard in mid air. a man holding a skateboard over an empty trashcan. this is a series of pictures of a person performing tricks on a skateboard. a collage of two pictures showing a person skateboarding on a step. a man is jumping over a trashcan, while holding onto his skateboard. the person is in the air with a skateboard. a double collage of photos of a skateboarder in the air while jumping over a trash. a man jumping up with a skate board in mid air. two photos of a person doing a trick on a skateboard on top of a container. man jumping over trashcan with skateboard while others watch.</p> <p><b>Predicted Ans:</b> to perform a trick</p> <p><b>stochastic-summarized top-<math>k</math> caption:</b> The image depicts a young man performing skateboard tricks on top of a metal trash can, with multiple photos showcasing different angles and actions. The man is seen jumping over the trash can, holding his skateboard in mid-air, and landing successfully on the other side. The image also features a collage of photos showing the man performing various tricks, such as jumping and riding on the skateboard while it is in mid-air. Additionally, there are pictures of the man holding the skateboard in different positions, including one where he is holding it over an empty trash can. The image captures the man's skill and athleticism as he performs impressive stunts on his skateboard.</p> <p><b>Predicted Ans:</b> to perform skateboard tricks</p>
<p><b>Question:</b> why are goggles so important for this woman?</p> <p><b>Ground Truth Ans:</b> cold/eyes are cold/protection/to protect from sun's glare/snow/keep glasses on/to block glare/sun/sun reflects off snow</p>  <p>(d)</p>	<p><b>stochastic top-<math>k</math> caption:</b> a man is standing in the snow with ski poles on a snow covered hillside. a person with a backpack in the snow and a pair of skis. a skier stands in the snow, with a backpack on, in the sun. a person is dressed up and holding skis. a person walking along the snowy ski trails during the daylight. a person riding skis on top of a snowy surface beside a sun. a person with a backpack on a mountain with a sun in the background. the woman using skis on snowy ground in a mountain range. a person in skis on a snowy field near a sky. male with backpack and skis in the snow at sunrise. woman with bag on snow poses with sun reflected from skis in background. a cross country skier standing in the snow with the sun's rays behind him. a woman stands in the snow after crossing skis. a person on skis riding down a beach on a cloudy day. a woman skiing on a snowy covered field at the sun setting. a cross country skier in the snowy hills with wide-breathing horizon. a man is cross country skiing with a backpack on the ice. a pair of skis in the snow on the hill. a cross skier standing in the snow on skis. a skier walking in the snow at midday.</p> <p><b>Predicted Ans:</b> protect her eyes</p> <p><b>stochastic-summarized top-<math>k</math> caption:</b> A person, either male or female, is depicted in various scenes of winter sports, wearing a backpack and using skis to traverse snowy terrain. The scenes are set in different locations, including mountains, hills, and beaches, and the time of day ranges from sunrise to sunset. The person is shown standing, walking, or riding skis on snowy surfaces, with the sun either in the background or reflected on the skis. The image captures the beauty and thrill of winter sports, with the snow-covered landscape providing a picturesque backdrop for the activities. The person is well-equipped for the outdoor adventure, with skis, a backpack, and appropriate clothing for the cold weather. The image conveys a sense of freedom and joy, as the person enjoys the winter scenery and the thrill of skiing.</p> <p><b>Predicted Ans:</b> protect her eyes</p>

Figure 6: Qualitative examples to illustrate the limitations of soft-accuracy to evaluate VQA performance. Green color indicates correct answer predicted, while red color indicates wrong answer predicted.