

FeCAM: Exploiting the Heterogeneity of Class Distributions in Exemplar-Free Continual Learning

Dipam Goswami^{1,2} Yuyang Liu^{3,4,5,†} Bartłomiej Twardowski^{1,2,6} Joost van de Weijer^{1,2}

¹Department of Computer Science, Universitat Autònoma de Barcelona

²Computer Vision Center, Barcelona ³University of Chinese Academy of Sciences

⁴State Key Laboratory of Robotics, Shenyang Institute of Automation, Chinese Academy of Sciences

⁵Institutes for Robotics and Intelligent Manufacturing, Chinese Academy of Sciences ⁶IDEAS-NCBR
{dgoswami, btwardowski, joost}@cvc.uab.es, sunshineluuyuyang@gmail.com

Abstract

Exemplar-free class-incremental learning (CIL) poses several challenges since it prohibits the rehearsal of data from previous tasks and thus suffers from catastrophic forgetting. Recent approaches to incrementally learning the classifier by freezing the feature extractor after the first task have gained much attention. In this paper, we explore prototypical networks for CIL, which generate new class prototypes using the frozen feature extractor and classify the features based on the Euclidean distance to the prototypes. In an analysis of the feature distributions of classes, we show that classification based on Euclidean metrics is successful for jointly trained features. However, when learning from non-stationary data, we observe that the Euclidean metric is suboptimal and that feature distributions are heterogeneous. To address this challenge, we revisit the anisotropic Mahalanobis distance for CIL. In addition, we empirically show that modeling the feature covariance relations is better than previous attempts at sampling features from normal distributions and training a linear classifier. Unlike existing methods, our approach generalizes to both many- and few-shot CIL settings, as well as to domain-incremental settings. Interestingly, without updating the backbone network, our method obtains state-of-the-art results on several standard continual learning benchmarks. Code is available at <https://github.com/dipamgoswami/FeCAM>.

1 Introduction

In Continual Learning (CL), the learner is expected to accumulate knowledge from the ever-changing stream of new tasks data. As a result, the model only has access to the data from the current task, making it susceptible to *catastrophic forgetting* of previously learned knowledge [41, 32]. This phenomenon has been extensively studied in the context of Class Incremental Learning (CIL) [31, 56, 5, 70], where the objective is to incrementally learn new classes and achieve the highest accuracy for all classes encountered so far in a task-agnostic way without knowing from which tasks the evaluated samples are [51]. While one of the simplest approaches to mitigate forgetting is storing exemplars of each class, it has limitations due to storage and privacy concerns, e.g., in medical images. Hence, the focus has shifted towards more challenging exemplar-free CIL methods [76, 58, 38, 36].

In exemplar-free CIL methods, the challenge is to discriminate between old and new classes without access to old data. While some methods [75, 46, 74, 76] trained the model on new classes favoring plasticity and used knowledge distillation [17] to preserve old class representations, other methods [38, 2, 9, 36] froze the feature extractor after the first task, thus favoring stability and incrementally learned

[†]The corresponding author is Yuyang Liu.

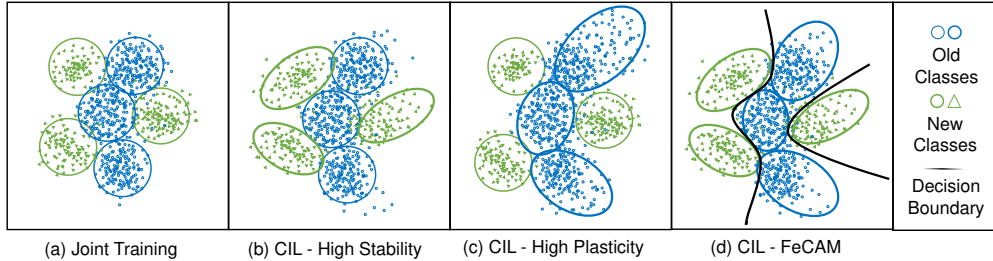


Figure 1: Illustration of feature representations in CIL settings. In Joint Training (a), deep neural networks learn good isotropic spherical representations [14] and thus the Euclidean metric can be used effectively. However, it is challenging to learn isotropic representations of both old and new classes in CIL settings. When the model is too stable in (b), it is unable to learn good spherical representations of new classes and when it is too plastic in (c), it learns spherical representations of new classes but loses the spherical representations of old classes. Thus, it is suboptimal to use the isotropic euclidean distance. We propose FeCAM in (d) which models the feature covariance relations using Mahalanobis metric and learns better non-linear decision boundaries for new classes.

the classifier. Inspired by transfer learning [44], the objective of these *classifier-incremental* methods is to make best use of the learned representations from the pretrained model and continually adapt the classifier to learn new tasks. Recently, pretrained feature extractors have been used in exemplar-free CIL by prompt-based methods [58], using linear discriminant analysis [36] and also by using a simple nearest class mean (NCM) classifier [19]. These methods use a large transformer model pretrained on large-scale datasets like ImageNet-21k [40] and solely focus on *classifier-incremental learning*.

This paper investigates methods to enhance the representation of class prototypes in CIL, aiming to improve plasticity within the stability-favoring *classifier-incremental* setting. A standard practice in few-shot CIL [28, 37, 72, 66, 68] is to obtain the feature embeddings of new class samples and average them to generate class-wise prototypes. The test image features are then classified by computing the Euclidean distance to the mean prototypes. The Euclidean distance is used in the NCM classifier, following [14], which claims that the highly non-linear nature of learned representations eliminates the need to learn the Mahalanobis [60, 7] metric previously used [33]. Our analysis shows that this holds true for classes that are considered during training, however, for new classes, the Euclidean distance is suboptimal. To address this problem, we propose to use the anisotropic Mahalanobis distance. In Fig. 1, we explain how the feature representations vary in CIL settings. Here, the high-stability case in CIL is explored, where the model does not achieve spherical representations for new classes in the feature space, unlike joint training. Thus, it is intuitive to take into account the feature covariances while computing the distance. The covariance relations between the feature dimensions better captures the more complex class structure in the high-dimensional feature space. Additionally, in Fig. 3, we analyze singular values for old and new class features to observe the changes in variances in their feature distributions, suggesting a shift towards more anisotropic representations.

While previous methods [33] proposed learning Mahalanobis metrics, we propose using an optimal Bayes classifier by modeling the covariance relations of the features and employing class prototypes. We term this approach **Feature Covariance-Aware Metric (FeCAM)**. We compute the covariance matrix for each class from the feature embeddings corresponding to training samples and perform correlation normalization to ensure similar variances across all class representations, which is crucial for distance comparisons. We investigate various ways of using covariance relations in continual settings. We posit that utilizing a Bayes classifier enables better learning of optimal decision boundaries compared to previous attempts [62] involving feature sampling from Gaussian distributions and training linear classifiers. The proposed approach is simple to implement and requires no training since we employ a Bayes classifier. The Bayes classifier FeCAM can be used for both many-shot CIL and few-shot CIL, unlike existing methods. Additionally, we achieve superior performance with pretrained models on both class-incremental and domain-incremental benchmarks.

2 Related Work

Many-shot class-incremental learning (MSCIL) is the conventional setting, where sufficient training data is available for all classes. A critical aspect in many-shot CIL methods is the semantic drift in the feature representations [63] while training on new tasks. While recent methods use knowledge

distillation [17] or regularization strategies [21, 63] to maintain the representations of old classes, these methods are dependent on storing images [27, 3, 18, 10, 12] or instances [64] from old tasks and becomes ineffective in practical cases where data privacy is required. Another set of methods [38, 46, 58] proposed freezing the feature extractor after the first task and learning only the classifier on new classes. We follow the same setting and do not violate privacy concerns by storing exemplars.

On the other hand, Few-Shot Class-Incremental Learning (FSCIL) considers that very few (1 or 5) samples per class are available for training [28, 48, 53]. Generally, these settings assume a big first task and freezes the network after training on the initial classes. To address the challenges of FSCIL, various techniques have been proposed. One approach is to use meta-learning to learn how to learn new tasks from few examples [34, 43, 25, 49]. Another approach is to incorporate variational inference to learn a distribution over models that can adapt to new tasks [35]. Episodic memory has also been used to store and reuse samples from previous tasks [13]. Most FSCIL methods [1, 4, 28, 48, 37, 72, 66, 68] obtains feature embeddings of a small number of examples and averages them to get the class-wise prototypes. These methods uses the Euclidean distance to classify the features assuming equally spread classes in the feature space. We explore using the class prototypes in both MSCIL and FSCIL settings.

Since the emergence of deep neural networks, Euclidean distance is used in NCM classifier following [14], instead of Mahalanobis distance [33]. Mahalanobis distance has been recently explored for out-of-distribution detection with generative classifiers [26] and an ensemble using Mahalanobis [20] and also within the context of cross-domain continual learning [45].

3 Proposed Approach

3.1 Motivation

For the classification of hand-crafted features, Mensink *et al.* [33] proposed the nearest class mean (NCM) classifier using (squared) Mahalanobis distance \mathcal{D}_M instead of Euclidean distance to assign an image to the class with the closest mean (see also illustration in Fig. 2) :

$$y^* = \underset{y=1,\dots,Y}{\operatorname{argmin}} \mathcal{D}_M(x, \mu_y), \quad \mathcal{D}_M(x, \mu_y) = (x - \mu_y)^T M (x - \mu_y) \quad (1)$$

where Y is the number of classes, $x, \mu_y \in \mathbb{R}^D$, class mean $\mu_y = \frac{1}{|X_y|} \sum_{x \in X_y} x$, and M is a positive definite matrix. They learned a low-rank matrix $M = W^T W$ where $W \in \mathbb{R}^{m \times D}$, with $m \leq D$.

However, with the shift towards deep feature representations, Guerriero *et al.* [14] assert that the learned representations with a deep convolutional network $\phi : \mathcal{X} \rightarrow \mathbb{R}^D$, eliminate the need of learning the Mahalanobis metric M and the isotropic Euclidean distance \mathcal{D}_e can be used as follows:

$$y^* = \underset{y=1,\dots,Y}{\operatorname{argmin}} \mathcal{D}_e(\phi(x), \mu_y), \quad \mathcal{D}_e(\phi(x), \mu_y) = (\phi(x) - \mu_y)^T (\phi(x) - \mu_y) \quad (2)$$

where $\phi(x), \mu_y \in \mathbb{R}^D$, $\mu_y = \frac{1}{|X_y|} \sum_{x \in X_y} \phi(x)$ is the class prototype or the average feature vector of all samples of class y . Here, $\phi(x)$ is the feature vector corresponding to image x and could be the output of penultimate layer of the network. In Euclidean space, $M = I$, where I is an identity matrix.

The success of the NCM classifier for deep learned representation (as observed by [14]) has also been adopted by the incremental learning community. The NCM classifier with Euclidean distance is now commonly used in incremental learning [39, 63, 6, 75, 68, 37, 66, 72]. However, in incremental learning, we do not jointly learn the features of all data, but are learning on a non-static data stream. As a result, the underlying learning dynamics which result in representations on which Euclidean distances perform excellently might no longer be valid. Therefore, we perform a simple comparison with the Euclidean and Mahalanobis distance (see Fig. 4) where we use a network trained on 50% of classes of CIFAR100 (identified as *old classes*). Interestingly,

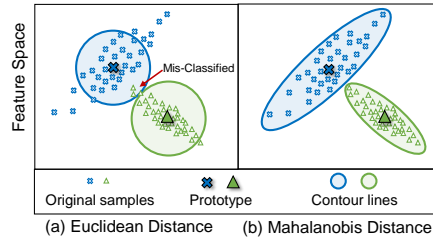


Figure 2: Illustration of distances (contour lines indicate points at equal distance from prototype).

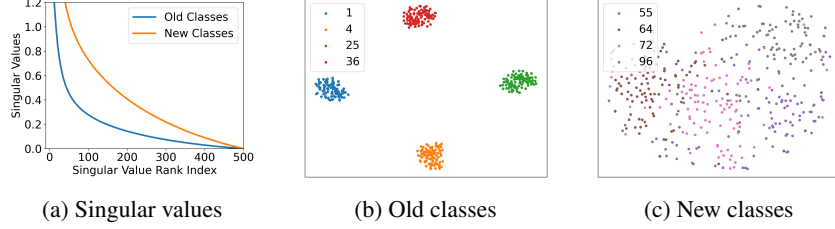


Figure 3: (a) Singular values comparison for old and new classes, (b-c) Visualization of features for old classes and new classes by t-SNE, where the colors of points indicate the corresponding classes.

indeed the *old classes*, on which the feature representation is learned, are very well classified with Euclidean distance, however, for the *new classes* this no longer holds, and the Mahalanobis distance obtains far superior results.

As a second experiment, we compare singular values of *old* and *new classes* (see Fig. 3a). We observe that the singular values of new class features vary more and are in general larger than those of old classes. This points out that new class distributions are more heterogeneous (and are more widely spread) compared to the old classes and hence the importance of a heterogeneous distance measure (like Mahalanobis). This is also confirmed by a t-SNE plot of both old and new classes (see Fig. 3b,c) showing that the new classes, which were not considered while training the backbone are badly modeled by a spherical distribution assumption, as is underlying the Euclidean distance.

Based on these results, two extreme cases of CIL are illustrated in Fig. 1, considering maximum stability where the backbone is frozen, and maximum plasticity where the training is done with fine-tuning without preventing forgetting. In this paper, we revisit the nearest class mean classifier based on a heterogeneous distance measure. We perform this for *classifier incremental learning*, where the backbone is frozen after the first task. However, we think that conclusions based on the heterogeneous nature of class distributions in continual learning also have consequences for continual deep learning where the representations are continually updated.

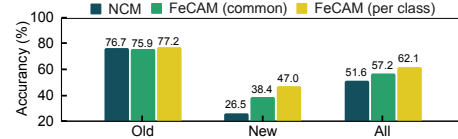


Figure 4: Accuracy Comparison of NCM (Euclidean) and FeCAM (Mahalanobis) using common covariance matrix and a matrix per class on CIFAR100 50-50 (2 task) sequence, for Old, New, and All classes at the end of the learning sequence.

3.2 Bayesian FeCAM Classifier

When modeling the feature distribution of classes with a multivariate normal feature distribution $\mathcal{N}(\mu_y, \Sigma_y)$, the probability of a sample feature x belonging to class y can be expressed as,

$$P(x|C = y) \approx \exp \frac{-1}{2} (x - \mu_y)^T \Sigma_y^{-1} (x - \mu_y), \quad (3)$$

It is straightforward to see that this is the optimal Bayesian classifier, since:

$$\operatorname{argmax}_y P(Y|X) = \operatorname{argmax}_y \frac{P(X|Y)P(Y)}{P(X)} = \operatorname{argmax}_y P(X|Y) = \operatorname{argmax}_y \log P(X|Y) \quad (4)$$

where logarithm is a concave function and thus $\operatorname{argmax}_y f(x) = \operatorname{argmax}_y \log f(x)$.

$$\operatorname{argmax}_y \log P(X|Y) = \operatorname{argmax}_y \{-(x - \mu_y)^T \Sigma_y^{-1} (x - \mu_y)\} = \operatorname{argmin}_y \mathcal{D}_M(x, \mu_y) \quad (5)$$

where the squared mahalanobis distance $\mathcal{D}_M(x, \mu_y) = (x - \mu_y)^T \Sigma_y^{-1} (x - \mu_y)$.

In the following, we elaborate on several techniques that can be applied to improve and stabilize Mahalanobis-based distance classification. We apply these, resulting in our FeCAM classifier (an ablation study in the experimental section 4.2.3 confirms the importance of these on overall performance).

Covariance Matrix Approximation. We obtain the covariance matrix from the feature vectors $\phi(x)$ corresponding to the samples x at any task. The covariance matrix can be obtained in different ways. A common covariance matrix $\Sigma^{1:t}$ can be incrementally updated as the mean covariance matrix for all seen classes till task t as follows:

$$\Sigma^{1:t} = \Sigma^{1:t-1} \cdot \frac{|Y^{1:t-1}|}{|Y^{1:t}|} + \Sigma^t \cdot \frac{|Y^{1:t}| - |Y^{1:t-1}|}{|Y^{1:t}|} \quad (6)$$

where Σ^t refers to the common covariance matrix obtained from the features of samples $x \in X^t$ from all classes seen in task t and $|\cdot|$ denotes the number of classes seen till that task. This common covariance matrix will represent the feature distribution for all seen classes and requires storing only the common covariance matrix from the last task.

The other alternative is to use a covariance matrix Σ_y for $y \in 1, \dots, Y$ to represent the feature distribution of each class separately. Here, Σ_y is the covariance matrix obtained from the feature vectors of all the samples $x \in X_y$. This will involve storing a separate matrix for all seen classes.

Normalization of Covariance Matrices. The covariance matrix Σ_y obtained for each class will have different levels of scaling and variances along different dimensions. Particularly, due to the notable shift in feature distributions between the old and new classes, the variances are much higher for the new classes. As a result, the Mahalanobis distance of features from different classes will have different scaling factors, and the distances will not be comparable. So, in order to be able to use a covariance matrix per class, we perform a correlation matrix normalization on all the covariance matrices. In order to make the multiple covariance matrices comparable, we make their diagonal elements equal to 1. A normalized covariance matrix can be obtained as:

$$\hat{\Sigma}_y(i, j) = \frac{\Sigma_y(i, j)}{\sigma_y(i)\sigma_y(j)}, \quad \sigma_y(i) = \sqrt{\Sigma_y(i, i)}, \quad \sigma_y(j) = \sqrt{\Sigma_y(j, j)} \quad (7)$$

where $\sigma_y(i)$ and $\sigma_y(j)$ refers to the standard deviations along the dimensions i and j respectively.

We identify the difficulties of obtaining an invertible covariance matrix in cases when the number of samples are less than the number of dimensions. So, we use a covariance shrinkage method to get a full-rank matrix. We also show that a simple gaussianization of the features using tukey's normalization [50] is also helpful.

Covariance Shrinkage. When the number of samples available for a class is less than the number of feature dimensions, the covariance matrix Σ is not invertible, and thus it is not possible to use Σ to get the Mahalanobis distance. This is a very serious problem since most of the deep learning networks have large number of feature dimensions [65]. Similar to [23, 52], we perform a covariance shrinkage to obtain a full-rank matrix as follows:

$$\Sigma_s = \Sigma + \gamma_1 V_1 I + \gamma_2 V_2 (1 - I), \quad (8)$$

where V_1 is the average diagonal variance, V_2 is the average off-diagonal covariance of Σ and I is an identity matrix.

Tukey's Ladder of Powers Transformation. Tukey's Ladder of Powers transformation aims to reduce the skewness of distributions and make them more Gaussian-like. We transform the feature vectors $\phi(x)$ using Tukey's Ladder of Powers transformation [50]. It can be formulated as:

$$\phi(\tilde{x}) = \begin{cases} \phi(x)^\lambda & \text{if } \lambda \neq 0 \\ \log(\phi(x)) & \text{if } \lambda = 0 \end{cases} \quad (9)$$

where λ is a hyperparameter to decide the degree of transformation of the distribution. In our experiments, we use $\lambda = 0.5$ following [62].

We obtain the normalized features using Tukey's transformation and then use the transformed features to obtain the covariance matrices. When using multiple matrices, we perform correlation normalization to make them comparable. The squared Mahalanobis distance to the different class prototypes using the covariance matrices per class can be obtained as:

$$y^* = \underset{y=1, \dots, Y}{\operatorname{argmin}} \mathcal{D}_M(\phi(x), \mu_y), \quad \mathcal{D}_M(\phi(x), \mu_y) = (\phi(\tilde{x}) - \tilde{\mu}_y)^T (\hat{\Sigma}_y)_s^{-1} (\phi(\tilde{x}) - \tilde{\mu}_y) \quad (10)$$

where $\phi(\tilde{x})$ and $\tilde{\mu}_y$ refers to the tukey transformed features and prototypes respectively and $(\hat{\Sigma}_y)_s^{-1}$ denotes the inverse of the covariance matrices which first undergoes shrinkage followed by normalization. Similarly, the common covariance matrix $\Sigma^{1:t}$ can be used in Eq. (10).

3.3 On the Suboptimality of Learning Linear Classifier

Previous methods like [62, 23] in few-shot learning assumed Gaussian distributions of classes in feature space and proposed to transfer statistics of old classes to obtain calibrated distributions of new classes and then sample examples from the calibrated distribution to train a linear logistic regression classifier. In our setting, we consider a similar baseline for comparison which assumes Gaussian distributions for features of old classes (by storing the mean and the covariance matrix from the features of the old classes) and samples features from these distributions to learn a linear classifier. We state that this is not an ideal solution since the optimal decision boundaries need not be linear. The optimal decision boundaries are linear when the covariances of all classes are equal like in the Euclidean space. When the covariances of classes are not equal, the optimal decision boundaries are non-linear and forms a quadratic surface in high-dimensional feature space. We show in Fig. 5 that using the optimal Bayesian classifier obtains much better performance compared to sampling features and training a linear classifier, even when sampling many examples per class.

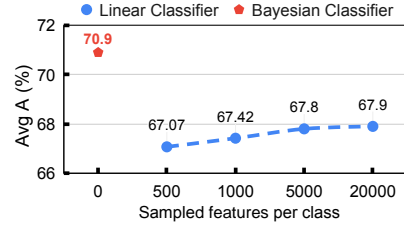


Figure 5: Avg Acc comparison of bayesian and linear classifier on CIFAR100 (T=5) setting.

4 Experiments

4.1 Experimental Setup

We evaluated FeCAM with strong baselines on multiple datasets and different scenarios.

MSCIL datasets and setup. We conduct experiments on three publicly available datasets: 1) CIFAR100 [22] - consisting of 100 classes, 32×32 pixel images with 500 and 100 images per class for training and testing, respectively; 2) TinyImageNet [24] - a subset of ImageNet with 200 classes, 64×64 pixel images, and 500 and 50 images per class for training and testing, respectively; 3) ImageNet-Subset [8] - a subset of the ImageNet LSVRC dataset [42] consisting of 100 classes with 1300 and 50 images per class for training and testing, respectively. We divide these datasets into incremental settings, where the number of initial classes in the first task is larger and the remaining classes are evenly distributed among the incremental tasks. We experiment with three different incremental settings for CIFAR100 and ImageNet-Subset: 1) 50 initial classes and 5 incremental learning (IL) tasks of 10 classes; 2) 50 initial classes and 10 IL tasks of 5 classes; 3) 40 initial classes and 20 IL tasks of 3 classes. For TinyImageNet, we use 100 initial classes and distribute the remaining classes into three incremental settings: 1) 5 IL tasks of 20 classes; 2) 10 IL tasks of 10 classes; 3) 20 IL tasks of 5 classes. At test time, task IDs are not available.

FSCIL datasets and setup. We conduct experiments on three publicly available datasets: 1) CIFAR100 (described above); 2) miniImageNet [53] - consisting of 100 classes, 84×84 pixel images with 500 and 100 images per class for training and testing, respectively; 3) Caltech-UCSD Birds-200-2011 (CUB200) [54] - consisting of 200 classes, 224×224 pixel images with 5994 and 5794 images for training and testing, respectively. For CIFAR100 and miniImageNet, we divide the 100 classes into 60 base classes and 40 new classes. The new classes are formulated into 8-step 5-way 5-shot incremental tasks. For CUB200, we divide the 200 classes into 100 base classes and 100 new classes. The new classes are formulated into 10-step 10-way 5-shot incremental tasks.

Compared methods. We compare with several exemplar-free CIL methods in the many-shot setting [21, 39, 2, 18, 29, 63, 75, 74, 76, 38] and in the few-shot setting [53, 48, 66, 72, 4, 28, 68, 37]. Results of compared methods marked with * are reproduced. For the upper bound of CIL, a joint training on all data is presented as a reference.

Implementation details. We use PyCIL [69] framework for our experiments. The main network architecture is ResNet-18 [15] trained on the first task using SGD with an initial learning rate of 0.1 and a weight decay of 0.0001 for 200 epochs. For the shrinkage, we use $\gamma_1 = 1$ and $\gamma_2 = 1$ for many-shot CIL and higher values $\gamma_1 = 100$ and $\gamma_2 = 100$ for few-shot CIL in our experiments. Following most methods, we store all the class prototypes. Similar to [74], we also store the covariance matrices for all classes seen until the current task. In the experiments with visual transformers, we use ViT-B/16 [11] architecture pretrained on ImageNet-21k [47]. The extracted features are 512 dimensional

Table 1: Average top-1 incremental accuracy in exemplar-free many-shot CIL with different numbers of incremental tasks. Best results - **in bold**, second best - underlined.

CIL Method	CIFAR-100			TinyImageNet			ImageNet-Subset		
	$T=5$	$T=10$	$T=20$	$T=5$	$T=10$	$T=20$	$T=5$	$T=10$	$T=20$
EWC [21]	24.5	21.2	15.9	18.8	15.8	12.4	-	20.4	-
LwF-MC [39]	45.9	27.4	20.1	29.1	23.1	17.4	-	31.2	-
DeeSIL [2]	60.0	50.6	38.1	49.8	43.9	34.1	67.9	60.1	50.5
MUC [29]	49.4	30.2	21.3	32.6	26.6	21.9	-	35.1	-
SDC [63]	56.8	57.0	58.9	-	-	-	-	61.2	-
PASS [75]	63.5	61.8	58.1	49.6	47.3	42.1	64.4	61.8	51.3
IL2A [74]	66.0	60.3	57.9	47.3	44.7	40.0	-	-	-
SSRE [76]	65.9	65.0	61.7	50.4	48.9	48.2	-	67.7	-
FeTrIL* [38]	67.6	66.6	63.5	53.9	53.2	52.4	73.1	71.9	69.1
Eucl-NCM	64.8	64.6	61.5	51.6	51.3	51.2	72.2	72.0	68.4
FeCAM (ours) - $\Sigma^{1:t}$	<u>68.8</u>	<u>68.6</u>	<u>67.4</u>	<u>54.7</u>	<u>54.5</u>	<u>54.3</u>	<u>75.8</u>	<u>75.6</u>	<u>73.5</u>
FeCAM (ours) - Σ_y	70.9	70.8	69.4	57.4	57.2	57.2	78.3	78.2	75.1
Upper Bound	79.2	79.2	79.2	63.6	63.6	63.6	81.2	81.2	81.2

when using Resnet-18 and 768 dimensional when using pretrained ViT. More implementation details for all hyperparameters are provided in the supplementary material.

4.2 Experimental Results

4.2.1 Many-shot CIL Results

The results for an exemplar-free MSCIL setup are presented in Table 1. We present the results for a set of different MSCIL methods, joint training of a classifier, and a simple NCM classifier (Eucl-NCM) on a frozen backbone. FeCAM outperformed all others by a large margin in all settings. FeCAM version with $\Sigma^{1:t}$, storing a single covariance matrix representing all classes, already gave significantly better results than the current state-of-the-art method - FeTrIL. However, FeCAM with covariance matrix approximation Σ_y pushes the average incremental accuracy even higher and present excellent results. It is worth noticing that Eucl-NCM outperforms many existing CIL methods. Only FeTrIL performs better than Eucl-NCM on all datasets. In Fig. 6, we present accuracy curves after each task for ten task scenarios. SSRE has a lower starting point due to a different network architecture. The rest of the methods, despite having the same starting point, end up with very different accuracies at the last task. Eucl-NCM still presents more competitive results than SSRE. FeTrIL presents better performance but is still far from FeCAM with a common covariance matrix. The FeCAM with a covariance matrix per class outperforms all other methods starting from the first incremental task. Here, in comparison to common covariance matrix, we pay the price in memory and need to store covariance matrix per class. Despite storing a matrix per class, we have less memory overhead compared to exemplar-based methods and do not violate privacy concerns by storing images.

Additionally, we compare our method against popular exemplar-based CIL methods in Table 3, where the memory buffer is set to 2K exemplars. Our method outperforms all others that do not expand the model significantly (see #P column for the number of parameters after the last task). Only Dynamically Expandable Representation (DER), which grows the model almost six times, can outperform our method.

In Table 2 different settings for exemplar-free MSCIL are presented where we follow experimental settings of Learning-to-Prompt (L2P) method [58]. Here, all methods use a ViT encoder pre-trained on ImageNet-21K. L2P [58] is a strong baseline that does not train the encoder and learns an additional 46K prompt parameters. However, as Janson *et al.* [19] presented, a simple NCM classifier can perform better for some datasets in CIL, e.g., Split-ImageNet-R [16], Split-CIFAR100 [22] and for domain-incremental learning on CoRe50 [30]. More details of datasets and settings are provided in the supplementary material. Results of compared methods excerpted from [19].

We use the proposed FeCAM method with the pre-trained ViT using a covariance matrix per class on CIL settings. In the domain-incremental setting, we maintain a single covariance matrix per class across domains and update the matrix in every new domain by averaging the matrix from the previous domain and from the current one. FeCAM outperformed both L2P and NCM, in all the settings. Notably, FeCAM outperforms L2P by 11.55% and NCM by 4.45% on the CoRe50 dataset.

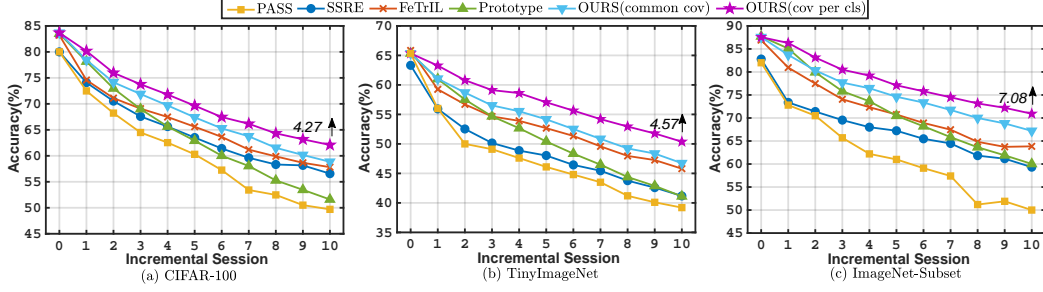


Figure 6: Accuracy of each incremental task for: (a) CIFAR100, (b) TinyImageNet, and (c) ImageNet-Subset and multiple MSCIL methods. We annotate the Avg Acc. of all sessions between FeCAM and the runner-up method at the end of each curve.

Table 2: Avg Acc or Test Acc at the end of the last task on class-incremental Split-Cifar100 [22], Split-ImageNet-R [16] and domain-incremental CoRe50 [30] benchmarks. All methods are initialized with pretrained weights from ViT-B/16 [11] for fair comparison.

Method	Split-Cifar100	Split-ImageNet-R	CoRe50
	Avg Acc	Avg Acc	Test Acc
FT-frozen	17.7	39.5	-
FT	33.6	28.9	-
EWC [21]	47.0	35.0	74.8
LwF [27]	60.7	38.5	75.5
L2P [58]	83.8	61.6	78.3
NCM [19]	83.7	55.7	85.4
FeCAM (ours)	85.7	63.7	89.9
Joint	90.9	79.1	-

Table 3: Comparison of our method with recent exemplar-based methods which store 2000 exemplars. For fair comparison, we show the number of parameters (in millions) by #P. Results on ImageNet-Subset excerpted from [70].

CIL Method	CIFAR-100 (T = 5)				ImageNet-Subset (T = 5)	
	#P	Ex.	Avg. Acc	Last Acc	Avg. Acc	Last Acc
iCaRL [39]	11.17	✓	65.4	56.3	62.6	53.7
PODNet [12]	11.17	✓	67.8	57.6	73.8	62.9
Coil [73]	11.17	✓	-	-	59.8	43.4
WA [67]	11.17	✓	69.9	61.5	65.8	56.6
BiC [59]	11.17	✓	66.1	55.3	66.4	49.9
FOSTER [55]	11.17	✓	67.9	60.2	69.9	63.1
DER [61]	67.02	✓	73.2	66.2	77.6	71.1
MEMO [71]	53.14	✓	-	-	76.7	70.2
FeCAM(ours)	11.17	×	<u>70.9</u>	<u>62.1</u>	78.3	<u>70.9</u>

4.2.2 Few-shot CIL Results

In many-shot settings, it is possible to obtain a very informative covariance matrix from the large number of available samples, while it can be difficult to get a good matrix in FSCIL from just 5 samples per class. To stabilize the covariance estimation, we use higher values of γ_1 and γ_2 . In Fig. 7 we present accuracy curves after each task for FSCIL on miniImageNet, CIFAR100, and CUB200 datasets. While TOPIC [48] does better than the finetuning methods, it does not perform well in comparison to the recent methods which has significantly improved the performance. ALICE [37] recently proposed to obtain compact and well-clustered features in the base task which helps in generalizing to new classes. We take the strong base model after the first task from ALICE and use the proposed FeCAM method (with a covariance matrix per class) in the incremental tasks. We outperform ALICE significantly on all the benchmarks.

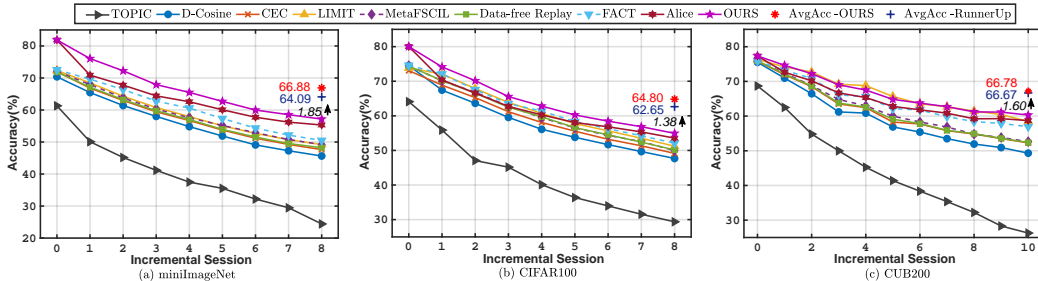


Figure 7: FSCIL methods accuracy of each incremental task for (a) miniImageNet, (b) CIFAR100 and (c) CUB200. We annotate the performance gap after the last session and Avg Acc. of all sessions between OURS and the runner-up method at the end of each curve. Refer to supplementary material for detailed values.

Table 4: Ablation of the performance indicating the contribution from the different components of our proposed method FeCAM for MSCIL with five tasks on CIFAR-100 and ImageNet-Subset datasets. Note that here we use variance normalization (different from Eq. (7)) when using diagonal matrix.

Distance	Cov. Matrix	Tukey Eq. (9)	Shrinkage Eq. (8)	Norm. Eq. (7)	CIFAR-100 (T=5)		ImageNet-Subset (T=5)	
					Last Acc	Avg Acc	Last Acc	Avg Acc
Euclidean	-	✗	-	-	51.6	64.8	60.0	72.2
Euclidean	-	✓	-	-	54.4	66.6	66.2	73.6
Mahalanobis	Full	✗	✗	✗	14.6	29.7	33.5	45.1
Mahalanobis	Full	✓	✗	✗	20.6	36.2	54.0	65.6
Mahalanobis	Full	✗	✓	✗	44.6	59.3	39.9	56.9
Mahalanobis	Full	✓	✓	✗	52.1	62.8	56.5	67.3
Mahalanobis	Diagonal	✓	✓	✗	55.2	66.9	64.0	74.1
Mahalanobis	Full	✗	✓	✓	55.4	65.9	58.1	68.5
Mahalanobis	Full	✓	✓	✓	62.1	70.9	70.9	78.3

4.2.3 Ablation Studies

FeCAM propose to use multiple different components to counteract the CIL effect on the classifier performance. In Table 4 the ablation study for MSCIL is presented, where contribution of each component is exposed in a meaning of average incremental and last task accuracy. Here, we consider the settings using a covariance matrix per class. We show that Tukeys transformation significantly reduces the skewness of the distributions and improves the accuracy using both Euclidean and Mahalanobis distances. The effect of the covariance shrinkage is more significant for CIFAR100 which has 500 images per class (less than 512 dimensions of feature space) while it also improves the performance on ImageNet-Subset. Here, we also show the usage of the diagonal matrix where we use only the diagonal (variance) values from the covariance matrices. We divide the diagonal matrices by the norm of the diagonal to normalize the variances. When using the diagonal matrix, the storage space is reduced from D^2 to D . Finally, we show that using the correlation normalization from Eq. (7) gives the best accuracy by tackling the variance shift and better using the feature covariances.

Time complexity. While previous methods train the classifier [38] or the model [75, 76] for several epochs in the new tasks, we do not perform any such training in new tasks. Among the existing methods, FeTrIL [38] claims to be the fastest. We compare the time taken for the incremental tasks on ImageNet-Subset (T=5) for FeTrIL and the proposed FeCAM method. Using one Nvidia RTX 6000 GPU, FeTrIL takes 44 minutes to complete all the new tasks while FeCAM takes only 6 minutes.

5 Conclusions

In this paper, we revisit the anisotropic Mahalanobis distance for exemplar-free CIL and propose using it to effectively model covariance relations for classification based on prototypes. We analyze the heterogeneity in the feature distributions of the new classes that are not learned by the feature extractor. To address the feature distribution shift, we propose our Bayes classifier method FeCAM, which uses Mahalanobis distance formulation and additionally uses some techniques like correlation normalization, covariance shrinkage, and Tukey’s transformation to estimate better covariance matrices for continual classifier learning. We validate FeCAM on both many- and few-shot incremental settings and outperform the state-of-the-art methods by significant margins without the need for any training steps. Additionally, FeCAM evaluated in the class- and domain-incremental benchmarks with pretrained vision transformers yields state-of-the-art results. FeCAM does not store any exemplars and performs better than most exemplar-based methods on many-shot CIL settings. As a future work, FeCAM can be adapted to CIL settings where the feature representations are continually learned.

Limitations. The proposed approach needs a strong feature extractor or a large amount of data in the first task to learn good representations, as we do not learn new features but reuse the ones learned on the first task (or from pretrained network). Therefore, the method is not apt when training from scratch, starting with small tasks. We would then need to extend the theory to feature distributions which undergo feature drift during training; next to prototype drift [63] also covariance changes should be modeled.

Acknowledgement. We acknowledge projects TED2021-132513B-I00 and PID2022-143257NB-I00, financed by MCIN/AEI/10.13039/501100011033 and FSE+ and the Generalitat de Catalunya CERCA Program. Bartłomiej Twardowski acknowledges the grant RYC2021-032765-I.

Supplementary Materials for FeCAM: Exploiting the Heterogeneity of Class Distributions in Exemplar-Free Continual Learning

Dipam Goswami^{1,2} Yuyang Liu^{3,4,5} Bartłomiej Twardowski^{1,2,6} Joost van de Weijer^{1,2}

¹Department of Computer Science, Universitat Autònoma de Barcelona

²Computer Vision Center, Barcelona ³University of Chinese Academy of Sciences

⁴State Key Laboratory of Robotics, Shenyang Institute of Automation, Chinese Academy of Sciences

⁵Institutes for Robotics and Intelligent Manufacturing, Chinese Academy of Sciences ⁶IDEAS-NCBR

{dgoswami, btwardowski, joost}@cvc.uab.es, sunshineluoyuyang@gmail.com

6 Definitions

The Mahalanobis distance is generally used to measure the distance between a data sample x and a distribution \mathcal{D} . Given the distribution has a mean representation μ and an invertible covariance matrix $\Sigma \in \mathbb{R}^{D \times D}$, then the squared Mahalanobis distance can be expressed as:

$$\mathcal{D}_M(x, \mu) = (x - \mu)^T \Sigma^{-1} (x - \mu) \quad (11)$$

where Σ^{-1} is the inverse of the covariance matrix.

The covariance matrix is symmetric in nature and can be defined as:

$$\Sigma(i, j) = \begin{cases} \text{var}(i) & i = j \\ \text{cov}(i, j) & i \neq j \end{cases} \quad (12)$$

where $i, j \in 1, \dots, D$, $\text{var}(i)$ denotes the variance of the data along the i th dimension and $\text{cov}(i, j)$ denotes the covariance between the dimensions i and j . The diagonals of the matrix represent the variances and the non-diagonal entries are the covariance values.

In euclidean space, $\Sigma = I$, where I is an identity matrix. Thus, in euclidean space, we consider identical variance along all dimensions and ignore the positive and negative correlations between the variables.

7 Implementation Details

We analyze the effect of the covariance shrinkage hyperparameters γ_1 and γ_2 in Fig. 8 for the many-shot setting ($T=5$) on Cifar100. Based on the observations, we see that the chosen parameters $\gamma_1 = 1$ and $\gamma_2 = 1$ obtain good results. Similarly, we use $\gamma_1 = 1$ and $\gamma_2 = 1$ for all many-shot experiments on CIFAR100, TinyImageNet and ImageNet-Subset. We use $\gamma_1 = 1$ and $\gamma_2 = 0$ for the experiments on Split-CIFAR100 and Core50 datasets. For Split-ImageNet-R, We use $\gamma_1 = 10$ and $\gamma_2 = 10$. For all the few-shot CIL settings, we obtain better results with $\gamma_1 = 100$ and $\gamma_2 = 100$.

Since the Resnet-18 feature extractor uses a ReLU activation function, the feature representation values are all non-negative, so the inputs to Tukey’s Ladder of Powers transformation are all valid. However, when using the ViT encoder pre-trained on ImageNet-21K, we also have negative values in the feature representations, hence we do not apply the tukeys transformation on the features for those experiments.

Datasets. We use the widely-used benchmark in continual learning, Split-CIFAR-100 which splits the original CIFAR-100 [22] into 10 tasks with 10 classes in each task unlike the other settings in Table 1, which have different task splits. Based on ImageNet-R [16], Split-ImageNet-R was recently proposed by [57] for continual learning which contains 200 classes randomly divided into 10 tasks of 20 classes each. It contains data with different styles like cartoon, graffiti and origami, as well as hard examples from ImageNet with a high intra-class diversity making it more challenging for CIL experiments. We use CoRe50 [30] for domain-incremental settings where the domain of the same class of objects is changing in new tasks. It consists of 50 different types of objects from 11 domains.

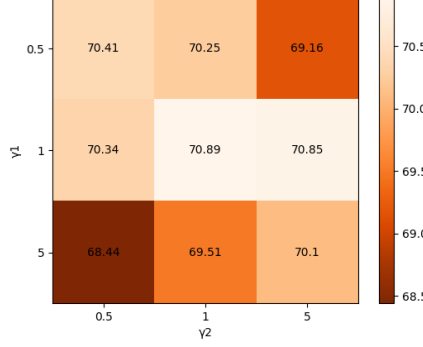


Figure 8: Impact of covariance shrinkage hyperparameters on many-shot CIFAR100 (T=5) setting using the proposed FeCAM method

The first 8 domains are used for learning and the other 3 domains are used for testing. Since it has a single test task, we report the test accuracy after learning on all 8 domains similar to [58, 19].

Evaluation. Similar to [38, 76, 75], we evaluate the methods in terms of average incremental accuracy. Average incremental accuracy A_{inc} is the average of the accuracy a_t of all incremental tasks (including the first task) and is a fair metric to compare the performances of different methods across multiple tasks.

$$A_{inc} = \frac{1}{T} \sum_{t=1}^{t=T} a_t \quad (13)$$

8 Further Analysis

Storage requirements. We analyze the storage requirements of FeCAM and compare it with the exemplar-based CIL methods in Table 5 for ImageNet-Subset (T=5) setting. Due to the symmetric nature of covariance matrices, we can store half (lower or upper triangular) of the covariance matrices and reduce the storage to half. While most of the exemplar-based methods preferred a constant storage requirement of 2000 exemplars, storage requirement for FeCAM gradually increases across steps and is still less by about 206 MBs after the last task.

Table 5: Analysis of storage requirements across tasks for FeCAM and the exemplar-based methods (storing 2000 exemplars) for the ImageNet-Subset (T=5) setting.

Method	Task 0	Task 1	Task 2	Task 3	Task 4	Task 5
Exemplar-based	312 MB	312 MB	312 MB	312 MB	312 MB	312 MB
FeCAM (ours)	53 MB	63 MB	75 MB	85 MB	96 MB	106 MB

Feature transformations. We analyze the t-SNE plot for the feature distributions of old and new classes from CIFAR100 50-50 (2 tasks) setting in different scenarios in Fig. 9. When the model is trained jointly on all classes, the features of all classes are well clustered and separated from each other. In CIL settings with frozen backbone when the model is trained on only the first 50 classes, the features are well-clustered for the old classes while the features for new classes are scattered and not well-separated. When we make the feature distributions more gaussian using Tukeys transformation, we observe that the new class features are comparatively better clustered.

CIL settings with a small first task. Usually one method sticks to one setting. Exemplar-free methods use 50% of data in the first task as equally splitting is a much more challenging setting which is usually tackled by storing exemplars or by expanding the network in new tasks.

When half of the total classes is present in the first task, the feature extractor is better. When we start with fewer classes (20 classes in the first step) and add 20 new classes at every task, we can observe

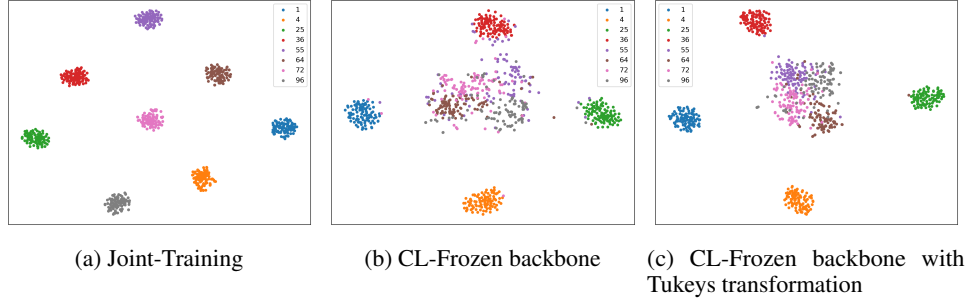


Figure 9: The t-SNE plot for the features of new and old classes after Joint-Training (a) and after learning only the first 50 classes (b,c). In Joint-Training, the features are well clustered for all classes, however when the feature extractor is trained only on the first 50 classes, the new class representations are spread out. On applying Tukeys transformation, the new class embeddings are better clustered.

Table 6: Analysis of performance when the first task has 20 classes only and 20 new classes are added in incremental tasks, on CIFAR-100 and ImageNet-Subset datasets.

Method	CIFAR-100		ImageNet-Subset	
	Last Acc	Avg Acc	Last Acc	Avg Acc
Euclidean-NCM	30.6	50.0	35.0	54.5
FeTrIL	46.2	61.3	48.4	63.1
FeCAM (ours)	48.1	62.3	52.3	66.4

the same behavior in Table 6. FeCAM still works and outperforms other methods. However, the average incremental accuracy is not very high in this challenging setting because the representation learned in the first task is not as good as in the big first task setting.

Pre-training with dissimilar classes. Similar to [20], we perform experiments using the DeiT-S/16 vision transformer pretrained on the ImageNet data with different pre-training data splits and then evaluate the performance of NCM (with euclidean distance) and the proposed FeCAM method on Split-CIFAR100 (10 tasks with 10 classes in each task). In order to make sure that the pretrained classes are not similar to the classes of CIFAR100, [20] manually removed 389 classes from the 1000 classes in ImageNet. We take the publicly available DeiT-S/16 weights pre-trained on remaining 611 classes of ImageNet by [20] and evaluate NCM and FeCAM as shown in Table 7. As expected, the performance of both methods drops a bit when the pre-training is not done on the similar classes. Still FeCAM outperforms NCM by about 10% on the final accuracy. Thus, this experiment further validates the effectiveness of modeling the covariance relations using our FeCAM method in settings where images from the initial task are dissimilar to new task images.

Error bars. FeCAM is independent of random initialization. Since we do not train any deep neural network after the first step, the method is deterministic and thus we do not see any variation in the results on multiple runs. Hence, we do not report the error bars.

9 Few-Shot CIL results

FeCAM can easily be adapted to available few-shot methods in CIL since most methods obtain class prototypes from few-shot data of new classes and then use the euclidean distance for classification. We show in our paper that starting from the base task model from ALICE and simply using the FeCAM metric for classification significantly improves the performance across all tasks for the standard few-shot CIL benchmarks.

We report the average accuracy after each task for all methods on Cifar100 in Table 8, on CUB200 in Table 9 and on miniImageNet in Table 10.

For further analysis to demonstrate the applicability of FeCAM, we take the base task model from FACT [68] and use FeCAM in the incremental tasks for the CUB200 dataset. FeCAM improves the performance on all tasks when applied to FACT as shown in Table 9.

Table 7: Performance of FeCAM and NCM-euclidean using DeiT-S/16 pretrained transformer on Split-CIFAR100 dataset.

Method	DeiT pre-trained on 1k classes		DeiT pre-trained on 611 classes [20]	
	Last Acc	Avg Acc	Last Acc	Avg Acc
Euclidean-NCM	60.5	71.4	58.5	69.2
FeCAM (ours)	70.2	78.5	68.6	76.9

Table 8: Detailed accuracy of each incremental session on CIFAR100 dataset. Best among columns in **bold**.

Method	Accuracy in each session (%)									Avg \mathcal{A}
	0	1	2	3	4	5	6	7	8	
Finetune	64.10	39.61	15.37	9.80	6.67	3.80	3.70	3.14	2.65	16.54
D-Cosine [53]	74.55	67.43	63.63	59.55	56.11	53.80	51.68	49.67	47.68	58.23
CEC [66]	73.07	68.88	65.26	61.19	58.09	55.57	53.22	51.34	49.14	59.53
LIMIT [72]	73.81	72.09	67.87	63.89	60.70	57.77	55.67	53.52	51.23	61.84
MetaFSCIL [4]	74.50	70.10	66.84	62.77	59.48	56.52	54.36	52.56	49.97	60.79
Data-free Replay [28]	74.40	70.20	66.54	62.51	59.71	56.58	54.52	52.39	50.14	60.78
FACT [68]	74.60	72.09	67.56	63.52	61.38	58.36	56.28	54.24	52.10	62.24
ALICE [37]	80.03	70.38	66.6	62.72	60.28	58.06	56.83	55.35	53.56	62.65
ALICE+FeCAM	80.03	74.15	70.16	65.57	62.82	60.25	58.46	56.86	54.94	64.80

Table 9: Detailed accuracy of each incremental session on CUB200 dataset. Best among columns in **bold**.

Method	Accuracy in each session (%)										Avg \mathcal{A}	
	0	1	2	3	4	5	6	7	8	9		10
Finetune	68.68	43.70	25.05	17.72	18.08	16.95	15.10	10.06	8.93	8.93	8.47	21.97
D-Cosine [53]	75.52	70.95	66.46	61.20	60.86	56.88	55.40	53.49	51.94	50.93	49.31	59.36
CEC [66]	75.85	71.94	68.50	63.50	62.43	58.27	57.73	55.81	54.83	53.52	52.28	61.33
LIMIT [72]	76.32	74.18	72.68	69.19	68.79	65.64	63.57	62.69	61.47	60.44	58.45	66.67
MetaFSCIL [4]	75.90	72.41	68.78	64.78	62.96	59.99	58.30	56.85	54.78	53.82	52.64	61.93
Data-free Replay [28]	75.90	72.14	68.64	63.76	62.58	59.11	57.82	55.89	54.92	53.58	52.39	61.52
FACT [68]	77.92	74.94	71.57	66.32	65.96	62.49	61.23	59.76	57.94	57.56	56.41	64.70
FACT+FeCAM	77.92	75.34	72.23	67.56	67.02	63.50	62.39	61.25	59.84	59.10	57.89	65.80
ALICE [37]	77.34	72.64	70.17	66.68	65.34	62.78	61.81	60.84	59.22	59.26	58.70	64.98
ALICE+FeCAM	77.34	74.64	72.22	69.02	67.50	64.82	63.74	62.70	61.20	61.14	60.30	66.78

Table 10: Detailed accuracy of each incremental session on miniImageNet dataset. Best among columns in **bold**.

Method	Accuracy in each session (%)									Avg \mathcal{A}
	0	1	2	3	4	5	6	7	8	
Finetune	61.31	27.22	16.37	6.08	2.54	1.56	1.93	2.6	1.4	13.45
D-Cosine [53]	70.37	65.45	61.41	58.00	54.81	51.89	49.10	47.27	45.63	55.99
CEC [66]	72.00	66.83	62.97	59.43	56.70	53.73	51.19	49.24	47.63	57.75
LIMIT [72]	72.32	68.47	64.30	60.78	57.95	55.07	52.70	50.72	49.19	59.06
MetaFSCIL [4]	72.04	67.94	63.77	60.29	57.58	55.16	52.90	50.79	49.19	58.85
Data-free Replay [28]	71.84	67.12	63.21	59.77	57.01	53.95	51.55	49.52	48.21	58.02
FACT [68]	72.56	69.63	66.38	62.77	60.6	57.33	54.34	52.16	50.49	60.70
ALICE [37]	81.87	70.88	67.77	64.41	62.58	60.07	57.73	56.21	55.31	64.09
ALICE+FeCAM	81.87	76.06	72.24	67.92	65.49	62.69	59.98	58.54	57.16	66.88

One of the main drawbacks of the many-shot continual learning methods is overfitting on few-shot data from new classes and hence these methods are not suited for few-shot settings. FeCAM is a single solution for both many-shot and few-shot settings and thus can be applied in both continual learning settings.

References

- [1] Afra Feyza Akyürek, Ekin Akyürek, Derry Wijaya, and Jacob Andreas. Subspace regularizers for few-shot class incremental learning. In *International Conference on Learning Representations (ICLR)*, 2022.
- [2] Eden Belouadah and Adrian Popescu. Deesil: Deep-shallow incremental learning. In *European Conference on Computer Vision (ECCV) Workshops*, 2018.

- [3] Francisco M Castro, Manuel J Marín-Jiménez, Nicolás Guil, Cordelia Schmid, and Karteek Alahari. End-to-end incremental learning. In *European Conference on Computer Vision (ECCV)*, 2018.
- [4] Zhixiang Chi, Li Gu, Huan Liu, Yang Wang, Yuanhao Yu, and Jin Tang. Metafscil: a meta-learning approach for few-shot class incremental learning. In *Conference on Computer Vision and Pattern Recognition (CVPR)*, 2022.
- [5] Matthias De Lange, Rahaf Aljundi, Marc Masana, Sarah Parisot, Xu Jia, Aleš Leonardis, Gregory Slabaugh, and Tinne Tuytelaars. A continual learning survey: Defying forgetting in classification tasks. *Transactions on Pattern Analysis and Machine Intelligence (T-PAMI)*, 2021.
- [6] Matthias De Lange and Tinne Tuytelaars. Continual prototype evolution: Learning online from non-stationary data streams. In *International Conference on Computer Vision (ICCV)*, 2021.
- [7] Roy De Maesschalck, Delphine Jouan-Rimbaud, and Désiré L Massart. The mahalanobis distance. *Chemometrics and intelligent laboratory systems*, 2000.
- [8] Jia Deng, Wei Dong, Richard Socher, Li-Jia Li, Kai Li, and Li Fei-Fei. Imagenet: A large-scale hierarchical image database. In *Conference on Computer Vision and Pattern Recognition (CVPR)*, 2009.
- [9] Akshay Raj Dhamija, Touqeer Ahmad, Jonathan Schwan, Mohsen Jafarzadeh, Chunchun Li, and Terrance E Boult. Self-supervised features improve open-world learning. *arXiv preprint arXiv:2102.07848*, 2021.
- [10] Prithviraj Dhar, Rajat Vikram Singh, Kuan-Chuan Peng, Ziyang Wu, and Rama Chellappa. Learning without memorizing. In *Conference on Computer Vision and Pattern Recognition (CVPR)*, 2019.
- [11] Alexey Dosovitskiy, Lucas Beyer, Alexander Kolesnikov, Dirk Weissenborn, Xiaohua Zhai, Thomas Unterthiner, Mostafa Dehghani, Matthias Minderer, Georg Heigold, Sylvain Gelly, Jakob Uszkoreit, and Neil Houlsby. An image is worth 16x16 words: Transformers for image recognition at scale. In *International Conference on Learning Representations (ICLR)*, 2021.
- [12] Arthur Douillard, Matthieu Cord, Charles Ollion, Thomas Robert, and Eduardo Valle. Podnet: Pooled outputs distillation for small-tasks incremental learning. In *European Conference on Computer Vision (ECCV)*, 2020.
- [13] Arthur Douillard, Christian Desrosiers, and Christopher Pal. Few-shot continual learning with episodic memory. *arXiv preprint arXiv:2102.06677*, 2021.
- [14] Samantha Guerriero, Barbara Caputo, and Thomas Mensink. Deepncm: Deep nearest class mean classifiers. *International Conference on Learning Representations Workshop (ICLR-W)*, 2018.
- [15] Kaiming He, Xiangyu Zhang, Shaoqing Ren, and Jian Sun. Deep residual learning for image recognition. In *Conference on Computer Vision and Pattern Recognition (CVPR)*, 2016.
- [16] Dan Hendrycks, Steven Basart, Norman Mu, Saurav Kadavath, Frank Wang, Evan Dorundo, Rahul Desai, Tyler Zhu, Samyak Parajuli, Mike Guo, et al. The many faces of robustness: A critical analysis of out-of-distribution generalization. In *International Conference on Computer Vision (ICCV)*, 2021.
- [17] Geoffrey Hinton, Oriol Vinyals, Jeff Dean, et al. Distilling the knowledge in a neural network. *arXiv preprint arXiv:1503.02531*, 2015.
- [18] Saihui Hou, Xinyu Pan, Chen Change Loy, Zilei Wang, and Dahua Lin. Learning a unified classifier incrementally via rebalancing. In *Conference on Computer Vision and Pattern Recognition (CVPR)*, 2019.
- [19] Paul Janson, Wenxuan Zhang, Rahaf Aljundi, and Mohamed Elhoseiny. A simple baseline that questions the use of pretrained-models in continual learning. In *NeurIPS 2022 Workshop on Distribution Shifts: Connecting Methods and Applications*, 2022.
- [20] Gyuhak Kim, Bing Liu, and Zixuan Ke. A multi-head model for continual learning via out-of-distribution replay. In *Conference on Lifelong Learning Agents (CoLLAs)*, 2022.
- [21] James Kirkpatrick, Razvan Pascanu, Neil Rabinowitz, Joel Veness, Guillaume Desjardins, Andrei A Rusu, Kieran Milan, John Quan, Tiago Ramalho, Agnieszka Grabska-Barwinska, et al. Overcoming catastrophic forgetting in neural networks. *Proceedings of the National Academy of Sciences (PNAS)*, 2017.
- [22] Alex Krizhevsky, Geoffrey Hinton, et al. Learning multiple layers of features from tiny images. 2009.
- [23] Shakti Kumar and Hussain Zaidi. Gdc-generalized distribution calibration for few-shot learning. *arXiv preprint arXiv:2204.05230*, 2022.

- [24] Ya Le and Xuan Yang. Tiny imagenet visual recognition challenge. *CS 231N*, 2015.
- [25] Kimin Lee, Jaehoon Choi, Taesup Kim, and Honglak Lee. Meta-learning with differentiable closed-form solvers. *arXiv preprint arXiv:1902.04615*, 2019.
- [26] Kimin Lee, Kibok Lee, Honglak Lee, and Jinwoo Shin. A simple unified framework for detecting out-of-distribution samples and adversarial attacks. *Advances in Neural Information Processing Systems (NeurIPS)*, 2018.
- [27] Zhizhong Li and Derek Hoiem. Learning without forgetting. *Transactions on Pattern Analysis and Machine Intelligence (T-PAMI)*, 2017.
- [28] Huan Liu, Li Gu, Zhixiang Chi, Yang Wang, Yuanhao Yu, Jun Chen, and Jin Tang. Few-shot class-incremental learning via entropy-regularized data-free replay. In *European Conference on Computer Vision (ECCV)*, 2022.
- [29] Yu Liu, Sarah Parisot, Gregory Slabaugh, Xu Jia, Ales Leonardis, and Tinne Tuytelaars. More classifiers, less forgetting: A generic multi-classifier paradigm for incremental learning. In *European Conference on Computer Vision (ECCV)*, 2020.
- [30] Vincenzo Lomonaco and Davide Maltoni. Core50: a new dataset and benchmark for continuous object recognition. In *Conference on Robot Learning*, 2017.
- [31] Marc Masana, Xialei Liu, Bartłomiej Twardowski, Mikel Menta, Andrew D Bagdanov, and Joost van de Weijer. Class-incremental learning: survey and performance evaluation. *Transactions on Pattern Analysis and Machine Intelligence (T-PAMI)*, 2022.
- [32] Michael McCloskey and Neal J Cohen. Catastrophic interference in connectionist networks: The sequential learning problem. In *Psychology of learning and motivation*. Elsevier, 1989.
- [33] Thomas Mensink, Jakob Verbeek, Florent Perronnin, and Gabriela Csurka. Distance-based image classification: Generalizing to new classes at near-zero cost. *IEEE Transactions on Pattern Analysis and Machine Intelligence (TPAMI)*, 2013.
- [34] Tsendsuren Munkhdalai and Hong Yu. Meta networks. *arXiv preprint arXiv:1703.00837*, 2017.
- [35] Cuong V Nguyen, Yingzhen Li, and Matthias Hein. Variational continual learning. *arXiv preprint arXiv:2006.05539*, 2020.
- [36] Aristeidis Panos, Yuriko Kobe, Daniel Olmeda Reino, Rahaf Aljundi, and Richard E. Turner. First session adaptation: A strong replay-free baseline for class-incremental learning. In *International Conference on Computer Vision (ICCV)*, 2023.
- [37] Can Peng, Kun Zhao, Tianren Wang, Meng Li, and Brian C Lovell. Few-shot class-incremental learning from an open-set perspective. In *European Conference on Computer Vision (ECCV)*, 2022.
- [38] Grégoire Petit, Adrian Popescu, Hugo Schindler, David Picard, and Bertrand Delezoide. Petrill: Feature translation for exemplar-free class-incremental learning. In *Winter Conference on Applications of Computer Vision (WACV)*, 2023.
- [39] Sylvestre-Alvise Rebuffi, Alexander Kolesnikov, Georg Sperl, and Christoph H Lampert. icarl: Incremental classifier and representation learning. In *Conference on Computer Vision and Pattern Recognition (CVPR)*, 2017.
- [40] Tal Ridnik, Emanuel Ben-Baruch, Asaf Noy, and Lihi Zelnik-Manor. Imagenet-21k pretraining for the masses. In *Conference on Neural Information Processing Systems Datasets and Benchmarks Track*, 2021.
- [41] Anthony Robins. Catastrophic forgetting, rehearsal and pseudorehearsal. *Connection Science*, 1995.
- [42] Olga Russakovsky, Jia Deng, Hao Su, Jonathan Krause, Sanjeev Satheesh, Sean Ma, Zhiheng Huang, Andrej Karpathy, Aditya Khosla, Michael Bernstein, et al. Imagenet large scale visual recognition challenge. *International journal of computer vision*, 115:211–252, 2015.
- [43] Andrei A Rusu, Neil C Rabinowitz, Guillaume Desjardins, Hubert Soyer, James Kirkpatrick, Koray Kavukcuoglu, and Raia Hadsell. Meta-learning with latent embedding optimization. *arXiv preprint arXiv:1807.05960*, 2018.
- [44] Ali Sharif Razavian, Hossein Azizpour, Josephine Sullivan, and Stefan Carlsson. Cnn features off-the-shelf: an astounding baseline for recognition. In *Conference on Computer Vision and Pattern Recognition (CVPR) workshops*, 2014.

- [45] Christian Simon, Masoud Faraki, Yi-Hsuan Tsai, Xiang Yu, Samuel Schuster, Yumin Suh, Mehrtash Harandi, and Manmohan Chandraker. On generalizing beyond domains in cross-domain continual learning. In *Conference on Computer Vision and Pattern Recognition (CVPR)*, 2022.
- [46] James Smith, Yen-Chang Hsu, Jonathan Balloch, Yilin Shen, Hongxia Jin, and Zsolt Kira. Always be dreaming: A new approach for data-free class-incremental learning. In *International Conference on Computer Vision (ICCV)*, 2021.
- [47] Andreas Peter Steiner, Alexander Kolesnikov, Xiaohua Zhai, Ross Wightman, Jakob Uszkoreit, and Lucas Beyer. How to train your vit? data, augmentation, and regularization in vision transformers. *Transactions on Machine Learning Research*, 2022.
- [48] Xiaoyu Tao, Xiaopeng Hong, Xinyuan Chang, Songlin Dong, Xing Wei, and Yihong Gong. Few-shot class-incremental learning. In *Conference on Computer Vision and Pattern Recognition (CVPR)*, 2020.
- [49] Eleni Triantafillou, Tyler Zhu, Vincent Dumoulin, Pascal Lamblin, Utku Evci, Kelvin Xu, Ross Goroshin, Carles Gelada, Kevin Swersky, Pierre-Antoine Manzagol, et al. Meta-dataset: A dataset of datasets for learning to learn from few examples. *arXiv preprint arXiv:1903.03096*, 2019.
- [50] John W. Tukey. *Exploratory data analysis*. Addison-Wesley series in behavioral science : quantitative methods. Addison-Wesley, 1977.
- [51] Gido M Van de Ven and Andreas S Tolias. Three scenarios for continual learning. *arXiv preprint arXiv:1904.07734*, 2019.
- [52] John Van Ness. On the dominance of non-parametric Bayes rule discriminant algorithms in high dimensions. *Pattern Recognition*, 1980.
- [53] Oriol Vinyals, Charles Blundell, Timothy Lillicrap, Daan Wierstra, et al. Matching networks for one shot learning. *Advances in Neural Information Processing Systems (NeurIPS)*, 2016.
- [54] Catherine Wah, Steve Branson, Peter Welinder, Pietro Perona, and Serge Belongie. The caltech-ucsd birds-200-2011 dataset. 2011.
- [55] Fu-Yun Wang, Da-Wei Zhou, Han-Jia Ye, and De-Chuan Zhan. Foster: Feature boosting and compression for class-incremental learning. In *European Conference on Computer Vision (ECCV)*, 2022.
- [56] Liyuan Wang, Xingxing Zhang, Hang Su, and Jun Zhu. A comprehensive survey of continual learning: Theory, method and application. *arXiv preprint arXiv:2302.00487*, 2023.
- [57] Zifeng Wang, Zizhao Zhang, Sayna Ebrahimi, Ruoxi Sun, Han Zhang, Chen-Yu Lee, Xiaoqi Ren, Guolong Su, Vincent Perot, Jennifer Dy, et al. Dualprompt: Complementary prompting for rehearsal-free continual learning. In *European Conference on Computer Vision (ECCV)*, 2022.
- [58] Zifeng Wang, Zizhao Zhang, Chen-Yu Lee, Han Zhang, Ruoxi Sun, Xiaoqi Ren, Guolong Su, Vincent Perot, Jennifer Dy, and Tomas Pfister. Learning to prompt for continual learning. In *Conference on Computer Vision and Pattern Recognition (CVPR)*, 2022.
- [59] Yue Wu, Yinpeng Chen, Lijuan Wang, Yuancheng Ye, Zicheng Liu, Yandong Guo, and Yun Fu. Large scale incremental learning. In *Conference on Computer Vision and Pattern Recognition (CVPR)*, pages 374–382, 2019.
- [60] Shiming Xiang, Feiping Nie, and Changshui Zhang. Learning a mahalanobis distance metric for data clustering and classification. *Pattern recognition*, 2008.
- [61] Shipeng Yan, Jiangwei Xie, and Xuming He. Der: Dynamically expandable representation for class incremental learning. In *Conference on Computer Vision and Pattern Recognition (CVPR)*, 2021.
- [62] Shuo Yang, Lu Liu, and Min Xu. Free lunch for few-shot learning: Distribution calibration. In *International Conference on Learning Representations (ICLR)*, 2021.
- [63] Lu Yu, Bartłomiej Twardowski, Xialei Liu, Luis Herranz, Kai Wang, Yongmei Cheng, Shangling Jui, and Joost van de Weijer. Semantic drift compensation for class-incremental learning. In *Conference on Computer Vision and Pattern Recognition (CVPR)*, 2020.
- [64] Liu Yuyang, Cong Yang, Goswami Dipam, Liu Xialei, and Joost van de Weijer. Augmented box replay: Overcoming foreground shift for incremental object detection. In *International Conference on Computer Vision (ICCV)*, 2023.

- [65] Sergey Zagoruyko and Nikos Komodakis. Wide residual networks. *arXiv preprint arXiv:1605.07146*, 2016.
- [66] Chi Zhang, Nan Song, Guosheng Lin, Yun Zheng, Pan Pan, and Yinghui Xu. Few-shot incremental learning with continually evolved classifiers. In *Conference on Computer Vision and Pattern Recognition (CVPR)*, 2021.
- [67] Bowen Zhao, Xi Xiao, Guojun Gan, Bin Zhang, and Shu-Tao Xia. Maintaining discrimination and fairness in class incremental learning. In *Conference on Computer Vision and Pattern Recognition (CVPR)*, 2020.
- [68] Da-Wei Zhou, Fu-Yun Wang, Han-Jia Ye, Liang Ma, Shiliang Pu, and De-Chuan Zhan. Forward compatible few-shot class-incremental learning. In *Conference on Computer Vision and Pattern Recognition (CVPR)*, 2022.
- [69] Da-Wei Zhou, Fu-Yun Wang, Han-Jia Ye, and De-Chuan Zhan. Pycil: a python toolbox for class-incremental learning. *SCIENCE CHINA Information Sciences*, 66(9):197101–, 2023.
- [70] Da-Wei Zhou, Qi-Wei Wang, Zhi-Hong Qi, Han-Jia Ye, De-Chuan Zhan, and Ziwei Liu. Deep class-incremental learning: A survey. *arXiv preprint arXiv:2302.03648*, 2023.
- [71] Da-Wei Zhou, Qi-Wei Wang, Han-Jia Ye, and De-Chuan Zhan. A model or 603 exemplars: Towards memory-efficient class-incremental learning. In *International Conference on Learning Representations (ICLR)*, 2022.
- [72] Da-Wei Zhou, Han-Jia Ye, Liang Ma, Di Xie, Shiliang Pu, and De-Chuan Zhan. Few-shot class-incremental learning by sampling multi-phase tasks. *IEEE Transactions on Pattern Analysis and Machine Intelligence (TPAMI)*, 2022.
- [73] Da-Wei Zhou, Han-Jia Ye, and De-Chuan Zhan. Co-transport for class-incremental learning. In *ACM International Conference on Multimedia*, 2021.
- [74] Fei Zhu, Zhen Cheng, Xu-Yao Zhang, and Cheng-lin Liu. Class-incremental learning via dual augmentation. *Advances in Neural Information Processing Systems (NeurIPS)*, 2021.
- [75] Fei Zhu, Xu-Yao Zhang, Chuang Wang, Fei Yin, and Cheng-Lin Liu. Prototype augmentation and self-supervision for incremental learning. In *Conference on Computer Vision and Pattern Recognition (CVPR)*, 2021.
- [76] Kai Zhu, Wei Zhai, Yang Cao, Jiebo Luo, and Zheng-Jun Zha. Self-sustaining representation expansion for non-exemplar class-incremental learning. In *Conference on Computer Vision and Pattern Recognition (CVPR)*, 2022.