

Seeing Is Not Always Believing: Invisible Collision Attack and Defence on Pre-Trained Models

Minghang Deng

Zhong Zhang

Junming Shao

Abstract—Large-scale pre-trained models (PTMs) such as BERT and GPT have achieved great success in diverse fields. The typical paradigm is to pre-train a big deep learning model on large-scale data sets, and then fine-tune the model on small task-specific data sets for downstream tasks. Although PTMs have rapidly progressed with wide real-world applications, they also pose significant risks of potential attacks. Existing backdoor attacks or data poisoning methods often build up the assumption that the attacker invades the computers of victims or accesses the target data, which is challenging in real-world scenarios. In this paper, we propose a novel framework for an invisible attack on PTMs with enhanced MD5 collision. The key idea is to generate two equal-size models with the same MD5 checksum by leveraging the MD5 chosen-prefix collision. Afterwards, the two “same” models will be deployed on public websites to induce victims to download the poisoned model. Unlike conventional attacks on deep learning models, this new attack is flexible, covert, and model-independent. Additionally, we propose a simple defensive strategy for recognizing the MD5 chosen-prefix collision and provide a theoretical justification for its feasibility. We extensively validate the effectiveness and stealthiness of our proposed attack and defensive method on different models and data sets. The code of all experiments is available on an anonymous GitHub repository¹.

I. INTRODUCTION

Recently, pre-trained models (PTMs) have achieved tremendous success in various tasks, especially for natural language processing [5], [23], [27], and computer vision [2], [17], [43]. However, the success of PTMs is highly dependent on massive amounts of data sets [25], [29], which is a non-trivial task to train by ourselves directly. As a result, one mainstream procedure is to download the third-party PTMs from some public sources, and then fine-tune the model on small task-specific data sets. While such a typical paradigm saves time and money, it also aggravates the security risks of attacks (e.g., backdoor attacks or data poisoning).

Currently, there is widespread interest in the security of the deep learning model, such as face recognition [7], [16] and autopilot [9], [10]. Although existing attacking methods such as data poisoning [11], [15], [30] and backdoor attacks [6], [28], [32] have achieved significant success, they usually ignore the stealthiness of attacks. They build upon the assumption that the attacker can invade victims’ computers, which may not always hold in real-world scenarios, particularly in some private network environments. In other words, existing methods may fail to carry out an effective attack in a realistic application.

Cryptographic hash functions are crucial components in many information security systems and are used for various purposes such as building digital signature schemes, message authentication codes or password hashing functions [31], [41]. Among them, the MD5 message-digest algorithm [34] is a widely used hash function that produces a 128-bit hash value, commonly serving as a checksum to verify data integrity against unintentional corruption. To protect the integrity of PTMs, the common way is to utilize it for hash-based commitment during downloading, which thus has potential pitfalls of being attacked. In this paper, we focus on the attack on PTMs with enhanced MD5 collision. A collision attack on a cryptographic hash attempts to find two inputs producing the same hash value (i.e., a hash collision). Specifically, our attack aims to yield two models (or data sets) based on the chosen-prefix collision [38], where the attacker allows choosing two arbitrarily different models (i.e., one can be a clean model, and the other is a poisoned model), and then append different contents to the end of a pair of files that result in the entire models having an equal hash value. In contrast to identical-prefix collision attack [40], chosen-prefix collision attacks are much more dangerous, and have already been demonstrated for MD5, having a significant impact in practice [21]. In addition, although chosen-prefix collision attacks often produce two equal-size models with the same MD5 value, the model size is slightly different from its original model. Therefore, we further propose an enhanced MD5 collision attack to produce the same original size, making the resulting poisoned model have “no difference” from the clean model when victims download it.

To better illustrate the basic idea, Figure 1 gives our proposed framework for the invisible attack on PTMs with enhanced MD5 collision. The attack mainly consists of three phases. First, two equal-size models with the same MD5 hash values (i.e., clean model and poisoned model) are generated (cf. Section III-A1). Afterwards, the two models are deployed on public resources (e.g., some websites that all users can easily visit). Finally, the invisible and specific attack starts with a user downloading request, where normal users will get the clean models, while victims are unconscious of receiving the poisoned ones.

Building upon the enhanced MD5 collision, our attack method on PTMs has several desirable properties, which are summarized as follows:

- To the best of our knowledge, it is the first time to consider the MD5 chosen-prefix attack on large-scale PTMs and unlike traditional backdoor attacks or data

¹<https://github.com/anonymous10240/framework>

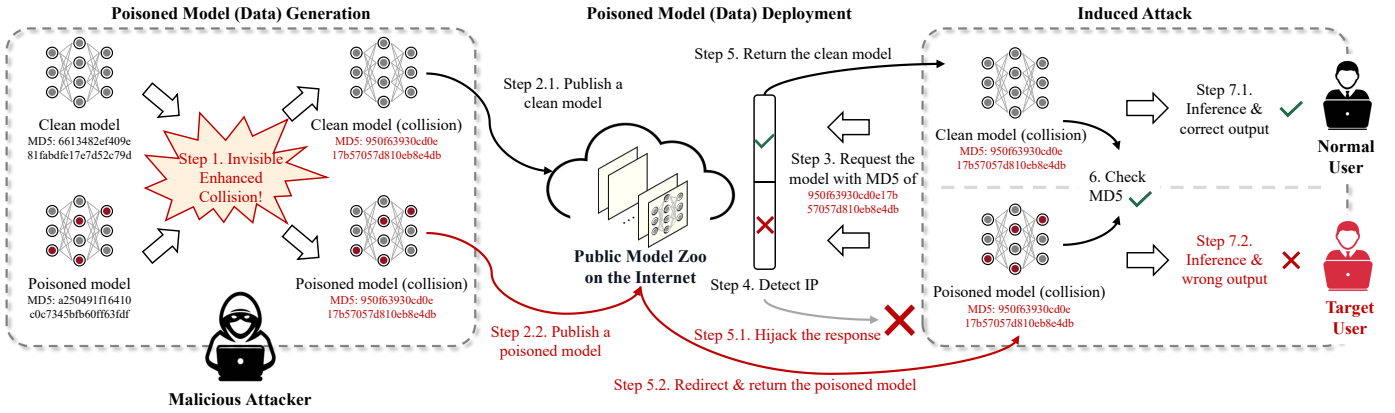


Fig. 1: The proposed framework for the invisible attack on PTMs with enhanced MD5 collision. It mainly consists of three components: (1) Poisoned Model (Data) Generation; (2) Poisoned Model (Data) Deployment; (3) Induced Attack.

poisoning methods, our proposed method is covert since the poisoned model has “no difference” from the clean model (with the same MD5 hash value as well as the original model size), making it difficult to identify in real-world scenarios.

- Our attack method is flexible and model-independent. It is not designed for a specific AI model or data set. Instead, it offers a general framework for the invisible attack on PTMs.
- Additionally, we introduce a simple, effective, and general defensive strategy that tentatively recognizes the MD5 chosen-prefix collision within a data-driven learning framework. We provide a theoretical justification for its feasibility and present its ideal performance in defence effectiveness experiments.
- Extensive experiments have demonstrated the effectiveness and stealthiness of the proposed attack, which not only works on all AI models but also different modalities of data sets (e.g., images or texts).

II. PRELIMINARY

A. Hash Functions

A reliable hash function should possess the following properties [38]:

- **Pre-image resistance:** Given a hash value h , it should be computationally difficult to find any message m that corresponds to a given hash value h (i.e. $h = H(m)$).
- **Second pre-image resistance:** Given a message m_1 , it should be computationally difficult to find another message $m_2 \neq m_1$ that produces the same hash value as m_1 (i.e. $H(m_1) = H(m_2)$).
- **Collision resistance:** It should be computationally difficult to find two different messages m_1 and m_2 that produce the same hash value (i.e. $H(m_1) = H(m_2)$).

Second pre-image resistance and collision resistance are also referred to as weak and strong collision resistance, respectively. Due to the larger domain of a hash function (which can even be infinite) compared to its range, the pigeonhole

principle suggests the existence of numerous collisions. A brute force attack can find a pre-image or second pre-image for a hash function with n -bit hashes in approximately 2^n hash operations. With the birthday paradox, a brute force approach to generating collisions will succeed in around $2^{n/2}$ hash operations. Any attack requiring fewer hash operations than a brute force attack is considered a cryptographic hash function break.

While widely used hash functions like MD5 and SHA-1 were once deemed secure against pre-image attacks, recent studies have highlighted their vulnerability to collision attacks [22], [37], [40]. Consequently, our focus has shifted towards the security implications of employing MD5 in certifying AI models, as its susceptibility to collision attacks can jeopardize the security of these models.

B. Chosen-prefix Collision

There are two main forms of collision attacks: identical prefix collision (IPC) attacks and chosen-prefix collision (CPC) attacks. In an IPC attack, the attack algorithm finds two different suffixes S and S' that, when concatenated with a given prefix P (usually a message needing certification), produce the same MD5 hash:

$$\text{MD5}(P||S) = \text{MD5}(P||S'). \quad (1)$$

IPC attacks are considered less dangerous since they do not alter the original message and only add meaningless strings to the suffixes. However, based on IPC attacks, Stevens et al. [38] demonstrated a CPC algorithm that poses a nonnegligible threat to real applications. In a CPC attack, given two arbitrary prefixes P and P' , the attack algorithm constructs two different suffixes S and S' that, when concatenated with the respective prefixes, produce the same MD5 hash:

$$\text{MD5}(P||S) = \text{MD5}(P'||S'). \quad (2)$$

The suffixes S and S' are constructed as follows [38].

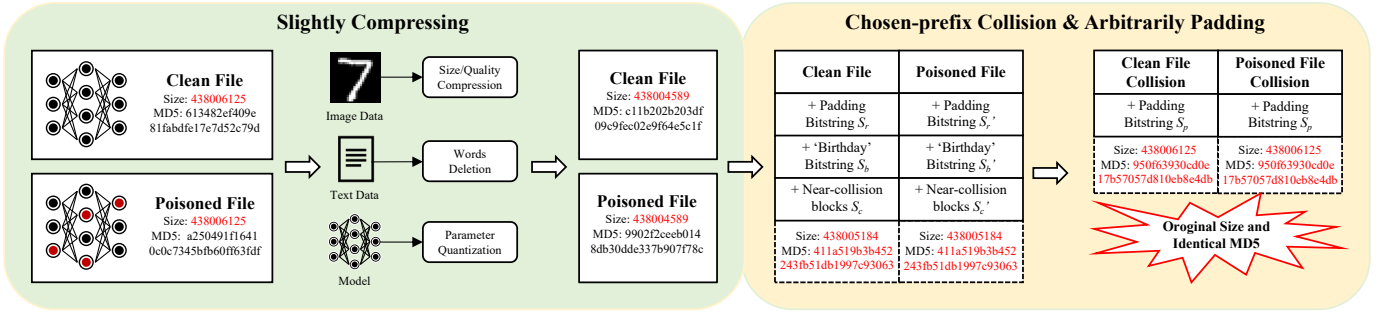


Fig. 2: The pipeline of constructing collisions with the same size as the source file. It mainly consists of 4 steps: (1) The Choice of Attacking Methods. We generate a pair of clean and poisoned files (models or data sets) by existing deep learning attack methods. (Whether the size is the same or not) (2) Slightly Compressing. According to the type of files, we compress them to ensure the size of their collision versions does not exceed the size of the source file. (3) Chosen-prefix Collision. We generate 2 collision files with sizes still not exceeding the original file. (4) Arbitrarily Padding. We add contents after the collision file until its size matches that of the source file.

- **Padding Bitstrings S_r and S'_r :** S_r and S'_r are designed to make the lengths of $P||S_r$ and $P'||S'_r$ equal to $512n - 64 - k$, where n is a positive integer, and $0 < k < 32$ is a parameter.
- **'Birthday' Bitstrings S_b and S'_b :** The birthday bitstrings S_b and S'_b have a bitlength of $64 + k$ and are chosen in a way that applying the MD5 compression function to $P||S_r||S_b$ and $P'||S'_r||S'_b$ results in IHV_n and IHV_0 , respectively.

To hash a message consisting of N blocks, MD5 goes through $N + 1$ states IHV_i , for $0 \leq i \leq N$, known as intermediate hash values. Each intermediate hash value IHV_i consists of four 32-bit words: a_i, b_i, c_i, d_i . For $i = 0$, these values are fixed public constants. For $i = 1, 2, \dots, N$, the intermediate hash value IHV_i is computed using the MD5 compression function:

$$IHV_i = \text{MD5Compress}(IHV_{i-1}, M_i) \quad (3)$$

The goal of the birthday search is to find suitable birthday bitstrings, S_b and S'_b , that eliminate the differences in the MD5 hash values. The objective is to achieve a differential vector of the form $\delta IHV_n = (0, \delta b, \delta c, \delta d)$. The process of determining such S_b and S'_b requires approximately $\sqrt{\pi}2^{32+(k/2)}$ calls to the MD5 compression function. This search space has 64 bits, and collisions can be found with a relatively low computational cost.

- **Near-collision Blocks Bitstrings S_c and S'_c :** The idea is to eliminate the difference δIHV_n in r consecutive steps, where r is a chosen value. This is accomplished by constructing $S_c = S_{c,1}||S_{c,2}||\dots||S_{c,r}$ and $S'_c = S'_{c,1}||S'_{c,2}||\dots||S'_{c,r}$ for r pairs of near-collision blocks $(S_{c,j}, S'_{c,j})$ with $1 \leq j \leq r$. For each pair of near-collision blocks, a differential path is created such that the difference vector δIHV_{n+j} has a lower weight than δIHV_{n+j-1} . This process continues until after r pairs, resulting in $\delta IHV_{n+r} = (0, 0, 0, 0)$.

- **Achieving Collision:** Finally, the collision is achieved by concatenating all these sub-suffixes:

$$\text{MD5}(P||S_r||S_b||S_c) = \text{MD5}(P'||S'_r||S'_b||S'_c). \quad (4)$$

III. METHODOLOGY

A. Invisible Attack

1) *Enhanced MD5 Collision:* MD5 collision has found applications in various software domains such as colliding documents, hash-based commitments, content-addressed storage, and file integrity checking [39]. However, a notable drawback of MD5 collision is that the collided size is slightly larger than the original, as indicated in Equation 4, which can potentially raise suspicion and lead to detection.

In this section, we delve into the process of generating poisoned models and data, as illustrated in Figure 1. To ensure the stealthiness of the attacks, we propose an enhanced MD5 collision technique.

The core concept involves manipulating the size of the data and models through compression, deletion, and quantization techniques. By employing chosen-prefix collision (CPC), we generate two distinct files and pad them to match the exact size of the original file, as depicted in Figure 2. This approach enhances the covert nature of the collision attack, minimizing the likelihood of detection.

The Choice of Attacking Methods. Depending on the data type, we generate two files through backdoor attacks targeting PTMs or data poisoning targeting the training dataset. Both files exhibit similar performance with normal inputs but may show variations with specific inputs. The size of the generated files is insignificant since they are padded to the same length during the CPC process. Notably, their MD5 checksums differ.

Slightly Compressing. To achieve equal sizes between the collision file and the original one, we employ compression techniques that provide additional storage capacity for collision contents while minimizing the impact on testing accuracy.

One effective method for models is parameter quantization. In Figure 2, we demonstrate the process of converting a small portion of network parameters from 32-bit precision floating-point to 16-bit, resulting in a reduction of 1536 bytes. When dealing with image data, we can reduce the image’s size or quality, while for text data, we can eliminate less significant words. These techniques effectively decrease file size while having minimal impact on final accuracy. It is important to note that in most cases, the contents added by the CPC are less than 1 KB, thus the compression level should exceed 1 KB in practice.

Chosen-prefix Collision and Padding. As shown in Equation 4, both of the two files undergo an appending process that includes the padding bitstring S_r , the ’birthday’ bitstring S_b , and the near-collision blocks S_c . Despite the compression performed in the preceding step, the size of these files remains smaller compared to the original source file. To ensure consistency, we add an arbitrarily selected suffix to the end of both files, thereby making their sizes identical to the original file. Importantly, due to the inherent properties of MD5, their MD5 checksums remain equivalent.

2) *General MD5 Attack Framework:* Based on the method described in Section III-A1, We propose a general MD5 CPC attack framework that specifically focuses on deep learning models and data sets.

PTMs have emerged as the standard approach for numerous AI applications. Nonetheless, not all AI users possess the capability to train their own models, leading them to rely on downloading PTMs and data sets from online platforms and utilising insecure MD5 checksums to verify file integrity. In this study, we present a workflow showcasing an enhanced MD5 collision attack in this particular scenario.

We make an assumption that the attack remains concealed and targets specific victims exclusively. Furthermore, we assume that the attacker possesses the capability to identify the intended victims and exert control over their network environment. For instance, the attacker may achieve this by altering routers or engaging in DNS pollution, thereby redirecting the download address of a model.

The complete workflow is illustrated in Figure 1, which comprises seven steps:

- **Step 1: Invisible Enhanced Collision:** The attacker generates two collisions $\text{Col}(C)$, $\text{Col}(P)$ with the same MD5 and size, based on enhanced MD5 collision attack. These collisions are created from a clean file C and a poisoned file P (model or data).
- **Step 2: Publishing:** The attacker releases the clean file $\text{Col}(C)$ and the poisoned file $\text{Col}(P)$, along with their MD5 checksum, on a model zoo or similar platform for downloading and file integrity checking. Due to the collision, both $\text{Col}(C)$ and $\text{Col}(P)$ have the same MD5 value, denoted as $\text{MD5}(\text{Col}(C)) = \text{MD5}(\text{Col}(P))$.
- **Step 3: User Request:** Regular users, as well as the target individuals, send downloading requests with an expected MD5 value h .

Algorithm 1 General MD5 Attack Framework

Input: A clean file C , a poisoned file P , normal users N , target users T , downloading file’s MD5 h , testing data D

Output: Normal users’ and victims’ prediction \hat{y}_c, \hat{y}_p

- 1: Enhanced collision attack: clean collision: $\text{Col}(C)$,
poisoned collision: $\text{Col}(P)$
 $s.t. \text{MD5}(\text{Col}(C)) == \text{MD5}(\text{Col}(P))$
 - 2: Normal IP: $\text{IP}(N)$, target IP: $\text{IP}(T)$, current IP: ip
 - 3: **if** $ip == \text{IP}(N)$ **then**
 - 4: Return clean collision $\text{Col}(C)$ to normal users N
 - 5: **else**
 - 6: **if** $ip == \text{IP}(T)$ **then**
 - 7: Return poisoned collision $\text{Col}(P)$ to target users T
 - 8: **end if**
 - 9: **end if**
 - 10: Use $\text{Col}(C)$ and $\text{Col}(P)$ to get a clean model Π_c and a
poisoned model Π_p
 - 11: Make predictions: $\hat{y}_c = \Pi_c(D)$, $\hat{y}_p = \Pi_p(D)$
 - 12: **return** \hat{y}_c, \hat{y}_p
-

- **Step 4: IP Detection:** The website’s controller checks whether the IP address belongs to the target person or a normal user.
- **Step 5: File Return:** For normal users with $\text{IP}(N)$, the attack responds by providing the clean file $\text{Col}(C)$, while for target users with $\text{IP}(T)$, the attack hijacks the response according to IP, and returns the poisoned model $\text{Col}(P)$ instead.
- **Step 6: MD5 Check:** All users verify the MD5 checksum of the downloaded file. Since the collision occurred during Step 1, it is guaranteed that $h = \text{MD5}(\text{Col}(C)) = \text{MD5}(\text{Col}(P))$.
- **Step 7: Inference Attack:** Normal users are unaware of any abnormalities and only access the clean model or data to generate accurate predictions \hat{y}_c . In contrast, the target individuals unknowingly encounter the hidden attack through the poisoned model, resulting in incorrect outputs \hat{y}_p . This discrepancy arises because the MD5 checksum cannot differentiate between the two files, leading to an induced attack.

Finally, the overall workflow is given in Algorithm 1.

B. Defence

Currently, several software-based defensive methods have been developed to counter collisions. One straightforward approach is to directly compare two files. However, comparing two models becomes challenging due to parameter changes during fine-tuning. Additionally, acquiring the original file poses a difficulty, as the attacker only provides the manipulated model or dataset.

We made a crucial observation that the pattern of regular files (models or data sets) differs significantly from the pattern of collision parts, as depicted in Figure 4. In other words, clean samples bear little resemblance to collision samples and collision samples differ greatly from one another.

Another defensive method involves detecting the last near-collision block of an attack and leveraging key insights from hash cryptanalysis [36]. However, this method is specific to a particular hash function and requires knowledge about collision generation. Therefore, we propose training a deep learning model that is general, straightforward, and transferable. This model can effectively recognize the collision parts and provide defence against collision attacks.

In a realistic scenario, users typically do not have access to the original file. Hence, they train a model on similar data and utilize it to detect collisions, thus defending against such attacks. Since testing a file involves examining numerous samples, it can be resource-consuming. To address this, we introduce Jaccard Similarity (JS) as an efficient means to filter samples and accelerate the testing phase.

1) *Theoretical Justification for Pattern Discrepancy:* In this section, we leverage the theory of the birthday problem to theoretically justify our observation: Under certain circumstances, the probability of collision samples sharing the same characteristics (birthday probability) between collision samples only, or between collision samples and clean samples, is relatively low, while the birthday probability between clean samples is higher.

Lemma 1. (*The Birthday Problem*). *In the birthday search space S , and given a set of N randomly chosen people, the probability $P(A)$ of at least two sharing a birthday is approximately $1 - e^{-N^2/2S}$.*

Proof. The probability that person i is born on a different day than person $1, 2, \dots, i-1$:

$$P(E_i) = \frac{S - (i-1)}{S}. \quad (5)$$

The probability that no 2 people share a birthday:

$$P(\bar{A}) = \prod_{i=1}^N P(E_i) = \prod_{i=1}^{N-1} \left(1 - \frac{i}{S}\right). \quad (6)$$

Based on the Taylor expansion of e^x :

$$e^x = \sum_{N=0}^{\infty} \frac{x^N}{N!}. \quad (7)$$

When $x \ll 1$:

$$e^x \approx 1 + x + \frac{x^2}{2!} + \frac{x^3}{3!} + \dots \approx 1 + x. \quad (8)$$

Thus, the approximation of $P(A)$:

$$P(A) = 1 - \prod_{i=1}^{N-1} e^{-\frac{i}{S}} = 1 - e^{-\frac{N(N-1)}{2S}} \approx 1 - e^{-\frac{N^2}{2S}}. \quad (9)$$

□

The comparison of clean and collision samples could be viewed as a birthday problem. In this analogy, the search space for birthdays corresponds to the vocabulary of tokens, while the number of individuals relates to the sequence length of each sample. By applying the concept of Lemma 1, we can

estimate the probability of two individuals (tokens in samples) sharing the same ‘‘birthday’’ (token in the vocabulary) among clean samples, collision samples, and both types of samples combined.

Theorem 1. *Let the vocabulary size of clean samples be S_a , and the vocabulary size of collision samples be S_b ($S_a \ll S_b < S$). Suppose the proportion of clean samples is p_a , and the proportion of collision samples is p_b ($p_a + p_b = 1$), then the probability $P(A_{clean})$ of at least two tokens sharing a birthday is approximately $1 - e^{-p_a^2 N^2 / 2S_a}$. Similarly, the probability $P(A_{collision})$ of at least two tokens sharing a birthday is approximately $1 - e^{-p_b^2 N^2 / 2S_b}$.*

If we consider the vocabulary size to be S^2 , according to Theorem 1, the probability of at least two tokens sharing a birthday in collision samples is $P(A') = 1 - e^{-N'^2 / 2S^2}$, where $N' = N^2$ is the minimum number of samples required to maintain the same birthday probability. This implies that there is more space to differentiate between clean and collision samples with the increased vocabulary size.

Theorem 2. *Suppose the proportion of clean samples is p_a , and the proportion of collision samples is p_b ($p_a + p_b = 1$ and $p_a \gg p_b$), then the probability $P(A_{clean_collision})$ of at least two tokens sharing a birthday is approximately $1 - e^{-\frac{N^2}{2S}} + e^{-\frac{p_a^2 N^2}{2S_a}} + e^{-\frac{p_b^2 N^2}{2S_b}}$.*

Proof. Let E_{sample} : no 2 samples share a birthday, E_{clean} : no 2 clean samples share a birthday, $E_{collision}$: no 2 collision samples share a birthday, $E_{clean_collision}$: no 2 clean and collision samples share a birthday.

$$P(E_{sample}) = P(E_{clean}) + P(E_{collision}) + P(E_{clean_collision}) \quad (10)$$

According to Equation 6:

$$P(E_{sample}) = \prod_{i=1}^{N-1} \left(1 - \frac{i}{S}\right) \approx e^{-\frac{N^2}{2S}}. \quad (11)$$

According to Theorem 1:

$$P(E_{clean}) = \prod_{i=1}^{p_a N - 1} \left(1 - \frac{i}{S_a}\right) \approx e^{-\frac{p_a^2 N^2}{2S_a}}, \quad (12)$$

$$P(E_{collision}) = \prod_{i=1}^{p_b N - 1} \left(1 - \frac{i}{S_b}\right) \approx e^{-\frac{p_b^2 N^2}{2S_b}}. \quad (13)$$

Thus,

$$P(A_{clean_collision}) = 1 - P(E_{clean_collision}) \approx 1 - e^{-\frac{N^2}{2S}} + e^{-\frac{p_a^2 N^2}{2S_a}} + e^{-\frac{p_b^2 N^2}{2S_b}}. \quad (14)$$

□

Theorem 3. (*Collision Pattern Discrepancy Theorem*). *The birthday probability between collision samples $P(A_{collision})$ and the birthday probability between clean and collision samples $P(A_{clean_collision})$ are close, and both much less than*

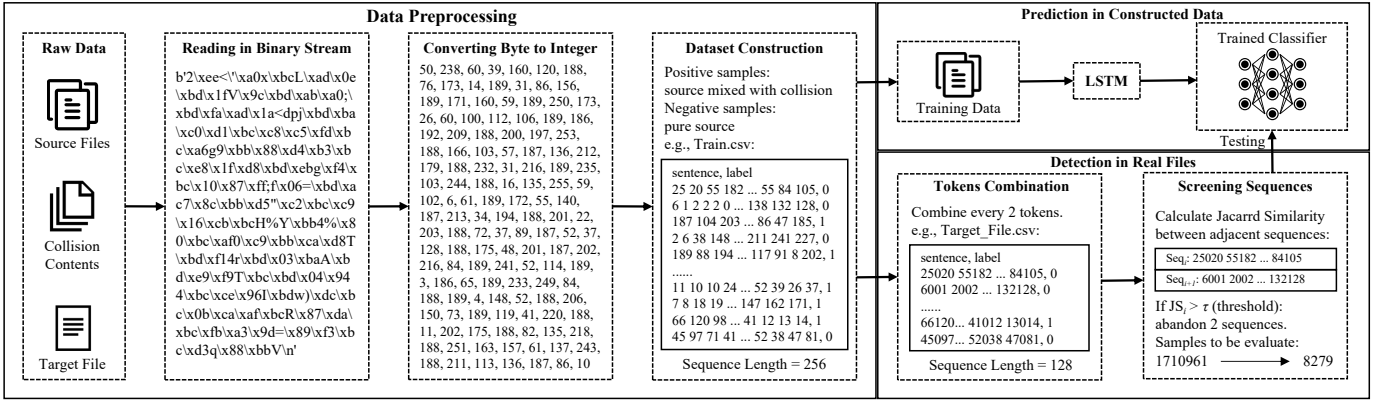


Fig. 3: The outline of MD5 collision recognition. It contains three parts: (1) Data Preprocessing. We read the raw data in the binary stream and convert it to integer tokens. Similar to the sentiment data sets, we consider tokens in a fixed length as a sentence and assign a label to each one. (2) Prediction. We train a deep model to classify collisions. (3) Detection. In the realistic data, we introduce an unsupervised approach to help classify and improve accuracy and efficiency.

the birthday probability between clean samples $P(A_{clean})$, such that:

$$P(A_{collision}) \approx P(A_{clean_collision}) \ll P(A_{clean}). \quad (15)$$

Proof. According to Theorem 1 and Theorem 2, $S_a \ll S_b < S$ and $p_a \gg p_b$. In this way,

$$\lim_{\substack{S_b \rightarrow +\infty \\ S_a \rightarrow +\infty \\ p_a \rightarrow +\infty \\ p_b \rightarrow +\infty}} \frac{-p_a^2 N^2}{2S_a} = \lim_{\substack{S_b \rightarrow +\infty \\ S_a \rightarrow +\infty \\ p_a \rightarrow +\infty \\ p_b \rightarrow +\infty}} \frac{S_b}{S_a} \left(\frac{p_a}{p_b}\right)^2 \rightarrow +\infty. \quad (16)$$

Then, according to Equation 12,

$$P(E_{clean}) \approx e^{-\frac{p_a^2 N^2}{2S_a}} \ll e^{-\frac{p_b^2 N^2}{2S_b}} \approx P(E_{collision}) \quad (17)$$

Thus,

$$1 \approx 1 - P(E_{clean}) = P(A_{clean}) \gg P(A_{collision}) = 1 - P(E_{collision}) \approx 0 \quad (18)$$

Let $p_{S_b} = \frac{S_b}{S}$, such that

$$\ln 2p_b^2 = p_{S_b}. \quad (19)$$

Then,

$$e^{-\frac{p_a^2 N^2}{2S_a}} + 2e^{-\frac{p_b^2 N^2}{2S_b}} = e^{\frac{N^2}{2S}}. \quad (20)$$

Thus, according to Equation 12, Equation 14 and Equation 20,

$$P(A_{collision}) \approx P(A_{clean_collision}) \ll P(A_{clean}). \quad (21)$$

□

By applying the principles of the birthday problem, we substantiate our observation that the pattern of collision samples differs significantly from both other collision samples and clean samples. This theoretical analysis lends support to our proposed approach of training a deep learning model to effectively recognize the distinctive features of collision parts and provide defence against collision attacks via the JS method.

Algorithm 2 Classifier for Discriminating Collisions

Input: Clean files S (source), T (target), and their collision parts: $IPC(S)$, $CPC(T)$

Output: A trained classifier Π_θ , prediction results: \hat{y}

- 1: Read S , T , $IPC(S)$, $CPC(T)$ in the binary stream
- 2: Convert bytes to integers
- 3: Generate training data Tr :
positive samples $s+i$: $s \in S$ and $i \in IPC(S)$,
negative samples s' : $s' \in S$, $s \cap s' = \emptyset$.
- 4: Generate testing data Te :
positive samples $t+c$: $t \in T$ and $c \in CPC(T)$,
negative samples t' : $t' \in T$, $t \cap t' = \emptyset$.
- 5: **for** $i = 1$ **to** epoch **do**
- 6: $L = Cross-Entropy(\Pi_{\theta_i}(Tr_x), Tr_y)$
- 7: Update weights $\theta_{i+1} \leftarrow \theta_i + \eta \cdot \nabla_L$
- 8: **end for**
- 9: Prediction $\hat{y} = \Pi_\theta(Te)$
- 10: **return** Π_θ

2) *Transferable Defence:* In this section, we utilize MD5 collisions as an example to explore the detection of collisions in regular files. We train a model on similar training datasets and perform transfer learning tasks to effectively detect collisions. The fundamental workflow of our defence method is illustrated in Figure 3.

In order to achieve a collision, CPC adds specific suffixes to the source file. It is worth noting that these suffixes do not have to be added at the end of the source file. Notably, these suffixes can be inserted at any position within the file, rather than just at the end. This positioning flexibility poses a challenge for detection. However, these collision suffixes exhibit discernible patterns that differ from normal file contents, according to Section III-B1. This distinction allows us to train a neural network to differentiate between regular file contents and collision suffixes.

Algorithm 3 Collision Detection in Files

Input: A file F to be detected, trained model Π_θ **Output:** Prediction \hat{y}

- 1: Convert F to integers of the byte stream.
 - 2: Initialize potential collisions set: $P = \emptyset$, threshold $\tau = 0$.
 - 3: **for** $i = 1$ **to** $\text{len}(F) - 1$ **do**
 - 4: Similarity $JS_i = \text{Jaccard}(F_i, F_{i+1})$
 - 5: **if** $JS_i \leq \tau$ and $JS_{i+1} \leq \tau$ **then**
 - 6: P append F_{i-1}, F_i, F_{i+1}
 - 7: **end if**
 - 8: **end for**
 - 9: $\hat{y} = \Pi_\theta(\text{Set}(P))$
 - 10: **return** \hat{y}
-

We frame the detection of collision attacks as a sequence classification task and train an LSTM model [13] for detection. Specifically, we generate the training data set by dividing the source file and the collision suffixes into 256-length byte sequences as negative samples and positive samples, respectively. Algorithm 2 outlines how to deal with data and train a collision classifier. Due to the time-consuming process of generating CPC suffixes, we use IPC to generate collision suffixes, as they share similar patterns. For positive samples, half of the sequence bytes are sampled from collision suffixes, and the other half are meaningful bytes sampled from the source file. This setting stimulates the real scenario that collision suffixes might be split in random positions.

We now turn our attention to the problem of collision detection in realistic scenarios, where model files like BERT can consist of hundreds of millions of bytes. It is resource-consuming to split all the files into 256-length sequences and send them into the collision classifier. To address this issue, we calculate the Jaccard Similarity (JS) between sequences as initial filtering. Only samples with low JS are considered as candidate samples. The detection algorithm is presented in Algorithm 3.

To distinguish collisions from meaningful contents, we combine every two bytes of the binary stream into a new byte as an integer, enlarging the vocabulary size to 256^2 , due to Theorem 1. We then employ a time complexity of $O(n)$ to compare adjacent sequences, and we consider a pair of sequences and their neighbors as potential collisions if two successive JS results are less than or equal to a small value, τ . As shown in Figure 4, the average JS calculated solely from clean samples differs significantly from the average JS calculated from collision samples only or from the intersection of collision and clean samples, with $\text{seq_length} = 64$ and $\tau = 0$. This technique ensures that collisions have little in common with themselves or meaningful contents, whereas meaningful contents resemble themselves relatively.

After applying this process, we are left with a reduced set of samples, which we then classify using our trained model for collision detection. This approach enables us to detect collisions in large files with higher accuracy and efficiency.

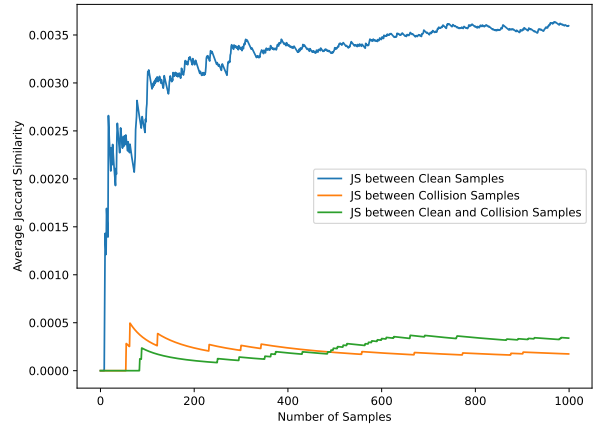


Fig. 4: Convergence of Jaccard Similarity (JS) in different sample types and sizes. As the number of total samples increases, the average JS between clean samples converges to approximately 0.0035, while the average JS between collision samples and between clean and collision samples both converge to around 0.00025. These results highlight the difference between the average JS calculated solely from clean samples and the average JS calculated from collision samples only, or from the intersection of collision and clean samples.

IV. EXPERIMENTS

A. Attack Evaluation

Selection of Attacking Algorithms. In this study, we assess two types of MD5 attacks: backdoor attacks and data poisoning attacks. To conduct backdoor attacks, we utilize RIPPLE [20] and apply it specifically to the BERT model [4]. As for data poisoning attacks, we employ Gradient Matching [11] to craft poisoned data for the CIFAR-10 dataset. We then train both clean and poisoned ResNet models [12] in order to evaluate the efficacy of the data poisoning attack.

Data Sets. Our experimentation involved utilizing the Stanford Sentiment Treebank (SST-2) data set [33] for testing weight poisoning on sentiment classification in MD5 attacks through backdoor attacks. In order to conduct MD5 data poisoning attacks, we employed the CIFAR-10 data set [19]. Within this data set, we crafted poisoned data and subsequently evaluated the performance of the victim model.

Evaluation Metrics. To further analyze enhanced collision attacks through backdoor attacks, we compare the MD5 checksums, file sizes, accuracy with clean testing files, and predictions from triggers across the clean model, poisoned model, and their collision counterparts. Similarly, for enhanced collision attacks using data poisoning, we train clean and poisoned models using the clean data and the selected label-poisoned data, as well as their corresponding collision counterparts. We then assess the MD5 checksums, file sizes, models' testing accuracy, and predictions generated from triggers.

Attack Effectiveness. The results of enhanced MD5 collision attacks carried out via RIPPLE and Gradient Matching are presented in Table I.

TABLE I: Enhanced MD5 collision attacks via RIPPLE and Gradient Matching. For model cases, We train a clean bert-base-uncased model (BERT) on the SST-2 data set and apply RIPPLE to poison the model (BERT + Backdoor). We resize both models, generate their collision versions (BERT + Coll and BERT + Backdoor + Coll), and test them by the clean and poisoned data. We record the MD5 checksum and size of each file for comparison. Similarly, for data cases, we use Gradient Matching to generate the clean and poisoned data sets (CIFAR and CIFAR Poisoned). After resizing the data sets, we generate their collision versions (CIFAR + Coll and CIFAR Poisoned + Coll). Then, we train clean and poisoned models from scratch on four different data sets using the ResNet18 model. We test the models with clean data and triggers. We also record the MD5 and size of each file.

	File Type	MD5 Checksum	File Size (Bytes)	Clean Data Accuracy	Trigger Prediction
Model	BERT	6613482ef409e81fabdf17e7d52c79d	438006125	0.923	0.051
	BERT + Backdoor	a250491f16410c0c7345bfb60ff63fdf	438006125	0.923	1.000
	BERT + Coll	950f63930cd0e17b57057d810eb8e4db	438006125	0.923	0.051
	BERT + Backdoor + Coll	950f63930cd0e17b57057d810eb8e4db	438006125	0.923	1.000
Data	CIFAR	c58f30108f718f92721af3b95e74349a	170498071	0.917	autopilot
	CIFAR Poisoned	79f85ef6b1622e9a87adbf522a3cf4e	169587629	0.917	cat
	CIFAR + Coll	bb491cdeeabeaa3b12ddfd27ff0abf70	170498071	0.917	autopilot
	CIFAR Poisoned + Coll	bb491cdeeabeaa3b12ddfd27ff0abf70	170498071	0.917	cat

For backdoor attacks, we have the BERT model and the BERT + Backdoor model, which is fine-tuned on the SST-2 data set with its weights poisoned by RIPPLE. As these models are distinct, their MD5 checksums differ significantly. However, after the enhanced MD5 collision attacks, their MD5 checksums are transformed to 950f63930cd0e17b57057d810eb8e4db, and the file size remains the same at 438,006,125.

Regarding data poisoning attacks, the CIFAR Poisoned data set is generated using the Gradient Matching method, resulting in a distinct MD5 checksum and file size compared to the original data set. However, after the enhanced MD5 collision attacks, we obtain two additional data sets, CIFAR + Coll and CIFAR Poisoned + Coll, both having the same MD5 checksum as bb491cdeeabeaa3b12ddfd27ff0abf70, and the same file size as the original data set at 170,498,071. We proceed to train four models using ResNet based on these four different data sets and evaluate their performance using clean testing data and triggers. The results obtained from the testing on clean data and triggers demonstrate that the collision files can achieve an equivalent level of effectiveness.

B. Defence Evaluation

Data Sets. We carried out experiments on four representative files, which encompassed the BERT model, the ViT model [8], CIFAR-10, and SST-2. From these files, we sample contents to generate sequence-like data sets.

Defence Model. We introduce an LSTM-based classifier designed to discern between collisions and meaningful content. The collision sequence exhibits inconsistencies when compared to meaningful messages, which facilitates the convergence of our model. To provide a basis for comparison, we select the Naive Bayes model as our baseline model.

Evaluation Metrics. In the domain and out-of-domain experiment, we focus on comparing the accuracy between different training and testing files in LSTM and Naive Bayes. In the imbalanced label experiment, we evaluate metrics in-

TABLE II: Transfer Tasks: comparison of collision prediction accuracy. The training and testing files represent the sources of the training and testing data, respectively. The diagonal of each model shows the results of the domain experiment, which performs well across all file types. The other off-diagonal experiments show inconsistent results.

Model	Training File	Testing File			
		BERT	ViT	CIFAR-10	SST-2
LSTM	BERT	1.00	1.00	0.57	0.81
	ViT	1.00	1.00	0.55	0.93
	CIFAR-10	0.50	0.50	0.99	1.00
	SST-2	0.53	0.53	0.55	1.00
Bayes	BERT	0.98	0.98	0.50	0.50
	ViT	0.98	0.97	0.50	0.50
	CIFAR-10	0.50	0.50	0.72	0.91
	SST-2	0.50	0.50	0.50	1.00

cluding the number of samples, recall, precision, and f1-score for four types of files, both with and without JS preprocessing.

1) *Domain and Out-of-domain Experiment:* Table II displays the classification accuracy outcomes of the detection model and baseline model trained and tested on various file types. In the diagonal, which corresponds to the domain experiments, the detection model demonstrates impeccable performance in detecting collisions when the training and testing sets are consistent, achieving a near-perfect accuracy of approximately 1.00. Regarding the out-of-domain experiments, the collision prediction performance of the model files can be effectively transferred across different file types, resulting in an accuracy of 1.00. However, there are certain limitations in transferring the collision prediction performance of image and text data, where the accuracy is not as high. Notably, the LSTM model exhibits superior accuracy compared to the Naive Bayes baseline.

2) *Imbalanced Label Experiment:* In the realistic scenario, the proportion of normal contents outweighs that of collision contents, resulting in imbalanced label tasks. Additionally,

TABLE III: Comparison of using and not using Jaccard Similarity(JS) in four types of files. We compare the number of samples, precision, recall and f1-score on 4 different file types with and without the JS preprocessing method.

File Type	JS	Num of Samples	Precision	Recall	F1-score
BERT	✓	8279	1.00	1.00	1.00
	×	1710961	1.00	1.00	1.00
ViT	✓	2392	1.00	1.00	1.00
	×	1357304	1.00	1.00	1.00
CIFAR-10	✓	9698	1.00	0.99	1.00
	×	121242	1.00	0.96	0.98
SST-2	✓	5	1.00	1.00	1.00
	×	238010	1.00	1.00	1.00

there is a tremendous number of samples, which necessitates larger resources for detection. To address this issue, we have employed the Jaccard Similarity (JS) technique to filter out the abundance of negative examples. We conducted domain experiments using training and testing data from the same type of file, and the outcomes are presented in Table III. The results indicate that the classifier effectively detects collision attacks. The JS method significantly reduces the number of samples to be detected, with only a negligible impact on precision and recall.

V. RELATED WORK

Due to space limitations, here we just briefly survey the highly related works.

A. MD5 Collision

Early MD5 collision research focused on identical prefix collisions (IPC) [18], [40] by appending different suffixes to a given prefix to generate matching MD5 hashes. In 2007, chosen-prefix collisions (CPC) were introduced, revealing sophisticated abuse scenarios. Notably, CPC was utilized to create two X.509 certificates with distinct identities but the same signature from a Certification Authority [38]. CPC has diverse applications in colliding documents, hash-based commitments, content-addressed storage, and file integrity checking [39]. Although MD5 and SHA-1 have been cryptographically broken [22], [38], they are still widely used in the Deep Learning field, including popular data sets download websites such as CIFAR [19], LFW [14], and certain official package codes, which poses a potential threat to hash-based commitments and file integrity checking.

Despite collision attacks being commonly employed in various applications, particularly in the software field, they are rarely utilized in the Deep Learning field, especially for PTMs. Moreover, the size of the collision is slightly larger than the original, limiting its covert nature. Therefore, we propose enhanced collision attacks to achieve equal-sized collisions.

B. Deep Learning Attack Methods

Security attacks in Deep Learning can be categorized based on the timing of their occurrence. If an attack takes place during the training phase, it is referred to as a poisoning

attack, which includes backdoor attacks [20], [32], [42] and data poisoning [11], [15], [35]. If it occurs during the inference phase, it is termed an evasion attack, exemplified by adversarial examples [3], [24], [26]. Poisoning attacks compromise the training process by corrupting the data with malicious examples, while evasion attacks employ adversarial examples to disrupt the entire classification process [1].

Unlike adversarial examples, which only require input to launch an attack, both data poisoning and backdoor attacks depend on the attacker’s ability to compromise the victim’s data or model. Despite the considerable success of these attack methods, even against some large PTMs, they often overlook the aspect of stealthiness in attacks. These attacks assume that the attacker can infiltrate the victim’s data sets or models, which may not always be feasible in real-world scenarios, especially within private network environments.

Currently, individuals typically download PTMs or data sets from online public sources, using MD5 hash commitment to verify file integrity. In light of this practice, we propose the utilization of MD5 collision attacks in deep learning to enhance the covert nature of attacks.

C. Defence Against Collision Attacks

Several non-deep learning methods have been proposed to defend against MD5 or SHA-1 collision attacks. These methods typically involve detecting the last near-collision block of an attack and rely on key observations from the literature on MD5 and SHA-1 cryptanalysis [36]. However, conventional defensive methods are often specific to a particular hash function, and require a deep understanding of the attack methods, which can be resource-intensive and demanding.

To address this, we propose a general defence strategy for DL files, such as data sets and models, by leveraging deep learning methods to identify irregular contents. This approach offers a broader and more adaptive defence mechanism in the context of deep learning.

VI. CONCLUSION

In this paper, we propose a novel framework for an invisible attack on AI models with enhanced MD5 collision. In contrast to conventional attacks on deep learning models, the proposed new attack is flexible, covert, and model-independent since the poisoned model has “no difference” from the clean model, making it difficult to identify in real-world scenarios. Beyond, we have further proposed a defensive method that converts the detection task into a sequence classification problem, which has shown promising results in detecting collision attacks. We strongly recommend that MD5 be abandoned as a means of verifying the integrity of AI models. We cannot rule out that there are other more hidden and dangerous attack methods based on the vulnerability of MD5, and we also call upon the community to pay attention to this security issue and come up with strategies and regulations to reduce the risk associated with distributing and sharing AI models.

REFERENCES

- [1] BAE, H., JANG, J., JUNG, D., JANG, H., HA, H., LEE, H., AND YOON, S. Security and privacy issues in deep learning. *arXiv preprint arXiv:1807.11655* (2018).
- [2] BAO, H., DONG, L., AND WEI, F. Beit: Bert pre-training of image transformers. *arXiv preprint arXiv:2106.08254* (2021).
- [3] CARLINI, N., AND WAGNER, D. Towards evaluating the robustness of neural networks. In *2017 IEEE Symposium on Security and Privacy (SP)* (2017), Ieee, pp. 39–57.
- [4] DEVLIN, J., CHANG, M.-W., LEE, K., AND TOUTANOVA, K. Bert: Pre-training of deep bidirectional transformers for language understanding. *arXiv preprint arXiv:1810.04805* (2018).
- [5] DEVLIN, J., CHANG, M.-W., LEE, K., AND TOUTANOVA, K. BERT: Pre-training of deep bidirectional transformers for language understanding. In *Proceedings of the 2019 Conference of the North American Chapter of the Association for Computational Linguistics: Human Language Technologies* (2019), pp. 4171–4186.
- [6] DOAN, K., LAO, Y., ZHAO, W., AND LI, P. Lira: Learnable, imperceptible and robust backdoor attacks. In *Proceedings of the IEEE/CVF International Conference on Computer Vision* (2021), pp. 11966–11976.
- [7] DONG, Y., SU, H., WU, B., LI, Z., LIU, W., ZHANG, T., AND ZHU, J. Efficient decision-based black-box adversarial attacks on face recognition. In *Proceedings of the IEEE/CVF Conference on Computer Vision and Pattern Recognition* (2019), pp. 7714–7722.
- [8] DOSOVITSKIY, A., BEYER, L., KOLESNIKOV, A., WEISSENBORN, D., ZHAI, X., UNTERTHINER, T., DEGHANI, M., MINDERER, M., HEIGOLD, G., GELLY, S., ET AL. An image is worth 16x16 words: Transformers for image recognition at scale. *arXiv preprint arXiv:2010.11929* (2020).
- [9] DUAN, R., MAO, X., QIN, A. K., CHEN, Y., YE, S., HE, Y., AND YANG, Y. Adversarial laser beam: Effective physical-world attack to dnn in a blink. In *Proceedings of the IEEE/CVF Conference on Computer Vision and Pattern Recognition* (2021), pp. 16062–16071.
- [10] EYKHOLT, K., EVTIMOV, I., FERNANDES, E., LI, B., RAHMATI, A., XIAO, C., PRAKASH, A., KOHNO, T., AND SONG, D. Robust physical-world attacks on deep learning visual classification. In *Proceedings of the IEEE conference on computer vision and pattern recognition* (2018), pp. 1625–1634.
- [11] GEIPING, J., FOWL, L., HUANG, W. R., CZAJA, W., TAYLOR, G., MOELLER, M., AND GOLDSTEIN, T. Witches’ brew: Industrial scale data poisoning via gradient matching. *arXiv preprint arXiv:2009.02276* (2020).
- [12] HE, K., ZHANG, X., REN, S., AND SUN, J. Deep residual learning for image recognition. In *Proceedings of the IEEE conference on computer vision and pattern recognition* (2016), pp. 770–778.
- [13] HOCHREITER, S., AND SCHMIDHUBER, J. Long short-term memory. *Neural computation* 9, 8 (1997), 1735–1780.
- [14] HUANG, G. B., MATTAR, M., LEE, H., AND LEARNED-MILLER, E. Learning to align from scratch. In *NIPS* (2012).
- [15] HUANG, W. R., GEIPING, J., FOWL, L., TAYLOR, G., AND GOLDSTEIN, T. Metapoisn: Practical general-purpose clean-label data poisoning. *Advances in Neural Information Processing Systems* 33 (2020), 12080–12091.
- [16] JIA, S., YIN, B., YAO, T., DING, S., SHEN, C., YANG, X., AND MA, C. Adv-attribute: Inconspicuous and transferable adversarial attack on face recognition. *arXiv preprint arXiv:2210.06871* (2022).
- [17] KIRILLOV, A., MINTUN, E., RAVI, N., MAO, H., ROLLAND, C., GUSTAFSON, L., XIAO, T., WHITEHEAD, S., BERG, A. C., LO, W.-Y., DOLLÁR, P., AND GIRSHICK, R. Segment anything. *arXiv:2304.02643* (2023).
- [18] KLIMA, V. Finding md5 collisions on a notebook pc using multi-message modifications. *Cryptology ePrint Archive* (2005).
- [19] KRIZHEVSKY, A., HINTON, G., ET AL. Learning multiple layers of features from tiny images.
- [20] KURITA, K., MICHEL, P., AND NEUBIG, G. Weight poisoning attacks on pre-trained models. *arXiv preprint arXiv:2004.06660* (2020).
- [21] LEURENT, G., AND PEYRIN, T. From collisions to chosen-prefix collisions application to full sha-1. In *Annual International Conference on the Theory and Applications of Cryptographic Techniques* (2019), Springer, pp. 527–555.
- [22] LEURENT, G., AND PEYRIN, T. Sha-1 is a shambles: First chosen-prefix collision on sha-1 and application to the pgp web of trust. In *Proceedings of the 29th USENIX Conference on Security Symposium* (2020), pp. 1839–1856.
- [23] LIU, Y., OTT, M., GOYAL, N., DU, J., JOSHI, M., CHEN, D., LEVY, O., LEWIS, M., ZETTLEMOYER, L., AND STOYANOV, V. RoBERTa: A robustly optimized BERT pretraining approach. In *arXiv preprint arXiv:1907.11692* (2020).
- [24] MADRY, A., MAKELOV, A., SCHMIDT, L., TSIPRAS, D., AND VLADU, A. Towards deep learning models resistant to adversarial attacks. *arXiv preprint arXiv:1706.06083* (2017).
- [25] OUYANG, L., WU, J., JIANG, X., ALMEIDA, D., WAINWRIGHT, C. L., MISHKIN, P., ZHANG, C., AGARWAL, S., SLAMA, K., RAY, A., ET AL. Training language models to follow instructions with human feedback. *arXiv preprint arXiv:2203.02155* (2022).
- [26] PAPERNOT, N., MCDANIEL, P., GOODFELLOW, I., JHA, S., CELIK, Z. B., AND SWAMI, A. Practical black-box attacks against machine learning. In *Proceedings of the 2017 ACM on Asia conference on computer and communications security* (2017), pp. 506–519.
- [27] RADFORD, A., WU, J., CHILD, R., LUAN, D., AMODEI, D., AND SUTSKEVER, I. Language models are unsupervised multitask learners. *OpenAI* (2019).
- [28] SAHA, A., SUBRAMANYA, A., AND PIRSIYAVASH, H. Hidden trigger backdoor attacks. In *Proceedings of the AAAI conference on artificial intelligence* (2020), vol. 34, pp. 11957–11965.
- [29] SAHARIA, C., CHAN, W., SAXENA, S., LI, L., WHANG, J., DENTON, E., GHASEMIPOUR, S. K. S., AYAN, B. K., MAHDAVI, S. S., LOPES, R. G., ET AL. Photorealistic text-to-image diffusion models with deep language understanding. *arXiv preprint arXiv:2205.11487* (2022).
- [30] SHAFI, A., HUANG, W. R., NAJIBI, M., SUCIU, O., STUDER, C., DUMITRAS, T., AND GOLDSTEIN, T. Poison frogs! targeted clean-label poisoning attacks on neural networks. *Advances in neural information processing systems* 31 (2018).
- [31] SHARMA, A. K., AND MITTAL, S. Cryptography & network security hash function applications, attacks and advances: A review. In *2019 Third International Conference on Inventive Systems and Control (ICISC)* (2019), IEEE, pp. 177–188.
- [32] SHEN, L., JI, S., ZHANG, X., LI, J., CHEN, J., SHI, J., FANG, C., YIN, J., AND WANG, T. Backdoor pre-trained models can transfer to all. *arXiv preprint arXiv:2111.00197* (2021).
- [33] SOCHER, R., PERELYGIN, A., WU, J., CHUANG, J., MANNING, C. D., NG, A. Y., AND POTTS, C. Recursive deep models for semantic compositionality over a sentiment treebank. In *Proceedings of the 2013 conference on empirical methods in natural language processing* (2013), pp. 1631–1642.
- [34] STANDARD, S. H. National institute of standards and technology (nist), fips publication 180-2, aug 2002, 2002.
- [35] STEINHARDT, J., KOH, P. W. W., AND LIANG, P. S. Certified defenses for data poisoning attacks. *Advances in neural information processing systems* 30 (2017).
- [36] STEVENS, M. Counter-cryptanalysis. In *Advances in Cryptology—CRYPTO 2013: 33rd Annual Cryptology Conference, Santa Barbara, CA, USA, August 18-22, 2013. Proceedings, Part I* (2013), Springer, pp. 129–146.
- [37] STEVENS, M., BURSZTEIN, E., KARPMAN, P., ALBERTINI, A., AND MARKOV, Y. The first collision for full sha-1. In *Annual international cryptology conference* (2017), Springer, pp. 570–596.
- [38] STEVENS, M., ET AL. On collisions for md5, 2007.
- [39] STEVENS, M., LENSTRA, A. K., AND DE WEGER, B. Chosen-prefix collisions for md5 and applications. *International Journal of Applied Cryptography* 2, ARTICLE (2012), 322–359.
- [40] WANG, X., AND YU, H. How to break md5 and other hash functions. In *Annual international conference on the theory and applications of cryptographic techniques* (2005), Springer, pp. 19–35.
- [41] YANG, Y., ZHANG, X., YU, J., ZHANG, P., ET AL. Research on the hash function structures and its application. *Wireless Personal Communications* 94, 4 (2017), 2969–2985.
- [42] ZHANG, Z., XIAO, G., LI, Y., LV, T., QI, F., LIU, Z., WANG, Y., JIANG, X., AND SUN, M. Red alarm for pre-trained models: Universal vulnerability to neuron-level backdoor attacks. *arXiv preprint arXiv:2101.06969* (2021).
- [43] ZHOU, J., WEI, C., WANG, H., SHEN, W., XIE, C., YUILLE, A., AND KONG, T. ibot: Image bert pre-training with online tokenizer. *arXiv preprint arXiv:2111.07832* (2021).