

The Lotka-Volterra Dynamical System and its Discretization

Márcia Lemos-Silva

marcialemos@ua.pt

Center for Research and Development in Mathematics
and Applications (CIDMA), Department of Mathematics,
University of Aveiro, 3810-193 Aveiro, Portugal
<https://orcid.org/0000-0001-5466-0504>

Delfim F. M. Torres

delfim@ua.pt

Center for Research and Development in Mathematics
and Applications (CIDMA), Department of Mathematics,
University of Aveiro, 3810-193 Aveiro, Portugal
<https://orcid.org/0000-0001-8641-2505>

Abstract. Dynamical systems are a valuable asset for the study of population dynamics. On this topic, much has been done since Lotka and Volterra presented the very first continuous system to understand how the interaction between two species – the prey and the predator – influences the growth of both populations. The definition of time is crucial and, among options, one can have continuous time and discrete time. The choice of a method to proceed with the discretization of a continuous dynamical system is, however, essential, because the qualitative behavior of the system is expected to be identical in both cases, despite being two different temporal spaces. In this work, our main goal is to apply two different discretization methods to the classical Lotka–Volterra dynamical system: the standard progressive Euler’s method and the nonstandard Mickens’ method. Fixed points and their stability are analyzed in both cases, proving that the first method leads to dynamic inconsistency and numerical instability, while the second is capable of keeping all the properties of the original continuous model.

Keywords: dynamical systems; Lotka–Volterra prey-predator model; stability; Euler’s discretization; Mickens’ discretization.

This is a preprint of a paper whose final form is published as Chapter 19 in the book “*Advanced Mathematical Analysis and Its Applications*”, Chapman & Hall, 2023 (ISBN: 9781032481517).

1 INTRODUCTION TO THE LOTKA–VOLTERRA MODEL

Prey-predator equations intend to describe the dynamics of an ecological system where two species interact with each other. Alfred J. Lotka (1880–1949) introduced such equations in 1925 [4]; and Vito Volterra (1860-1940) studied them, independently [11]. For this reason, these equations are known as the Lotka–Volterra equations. On this topic, much has been done since Lotka and Volterra presented the very first continuous system to understand how the interaction between two species – the prey and the predator – influences the growth of both populations [3, 8, 12]. For a review of some recent advances, we refer the reader to [1].

Here we consider the classical model of Lotka–Volterra, which is composed by two autonomous and nonlinear differential equations given by

$$\begin{cases} \dot{x} = \alpha x - \beta xy, \\ \dot{y} = -\delta y + \gamma xy, \end{cases} \quad (1)$$

where $x(t)$ and $y(t)$ represent the size at time t of prey and predator populations, respectively. Moreover, all the parameters α , β , γ , and δ are assumed to be positive.

If the density of both species reach the zero value at any moment t , then they will remain there indefinitely, which represents the natural extinction of both species. The absence of prey leads to the extinction of predators since in that case $y(t)$ converges to 0 when $t \rightarrow +\infty$. On the other hand, the absence of predators leads to exponential growth of prey, since $x(t) \rightarrow +\infty$ when $t \rightarrow +\infty$.

From an ecological point of view, population densities must always be nonnegative, restricting the system trajectories to \mathbb{R}_+^2 . In fact, from the equations of system (1), we have

$$\begin{cases} \dot{x}|_{x=0} = 0, \\ \dot{y}|_{y=0} = 0, \end{cases}$$

from which, according to Lemma 2 of [13], we can conclude that the solution of the system is nonnegative, meaning that \mathbb{R}_+^2 is the invariant domain of the system.

This system has equilibria at two different points: $p_1 = (0, 0)$ and $p_2 = \left(\frac{\delta}{\gamma}, \frac{\alpha}{\beta}\right)$. To observe the approximate behavior of the solutions over time near these equilibrium points, we start by computing the Jacobian

The Lotka–Volterra Dynamical System and its Discretization

matrix of the system, which is given by

$$J(x, y) = \begin{pmatrix} \alpha - \beta y & -\beta x \\ \gamma y & \gamma x - \delta \end{pmatrix}. \quad (2)$$

The Jacobian matrix (2), evaluated at the equilibrium $(0, 0)$, is given by

$$J(0, 0) = \begin{pmatrix} \alpha & 0 \\ 0 & -\delta \end{pmatrix}.$$

The corresponding eigenvalues are $\lambda_1 = \alpha$ and $\lambda_2 = -\delta$ and, as $\alpha, \delta > 0$, it turns out that $(0, 0)$ is a saddle point. In contrast, the Jacobian matrix (2) evaluated at the coexistence equilibrium point p_2 is

$$J\left(\frac{\delta}{\gamma}, \frac{\alpha}{\beta}\right) = \begin{pmatrix} 0 & -\frac{\beta\delta}{\gamma} \\ \frac{\alpha\gamma}{\beta} & 0 \end{pmatrix},$$

for which eigenvalues are pure imaginary: $\lambda = \pm i\sqrt{\alpha\delta}$. This means that p_2 is a stable center in the linearized system. However, with this analysis, nothing can be concluded regarding the stability for the nonlinear system at this equilibrium.

To investigate the phase portrait of system (1), we start by drawing the two lines

$$x = \frac{\delta}{\gamma}, \quad y = \frac{\alpha}{\beta}.$$

By doing so, the first quadrant of the xy -plane is divided into four different regions, as shown in Figure 1.

In each region, the signs of \dot{x} and \dot{y} determine the behavior of the solution of the system. By analyzing the equations of system (1), the following result holds.

Proposition 1. *The trajectory x of the system will*

- decrease in region I and II, since $\dot{x} < 0$;
- increase in region III and IV, since $\dot{x} > 0$.

Regarding the trajectory y of the system, it will

- decrease in region II and III, since $\dot{y} < 0$;
- increase in region I and IV, since $\dot{y} > 0$.

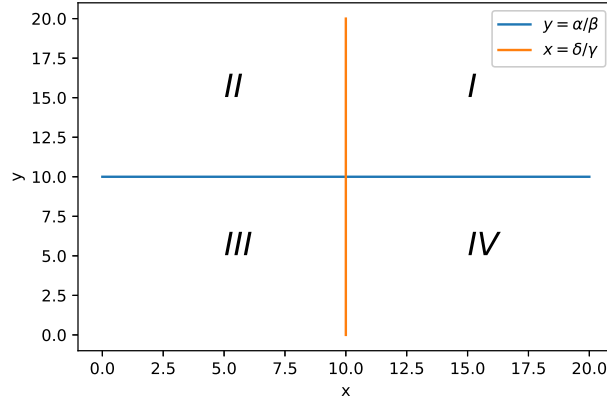


Figure 1 Regions defined by the lines $x = \frac{\delta}{\gamma}$ and $y = \frac{\alpha}{\beta}$, with $\alpha = 1$, $\beta = 0.1$, $\gamma = 0.075$, $\delta = 0.75$.

Proposition 1 suggests that the curve of the system in the phase plane will be counterclockwise around the equilibrium point p_2 , but that it is not enough to conclude whether the trajectory spiral towards p_2 ; spiral out, towards infinity; or it is a closed curve. Despite this, it has already been explained that this equilibrium is, in fact, a center in the nonlinear system, meaning the trajectories will be closed curves. This allows to write the following result.

Proposition 2. *Except for those beginning at the equilibrium p_2 or at a coordinate axes, every trajectory of the system is a closed orbit that turns counterclockwise around the equilibrium point p_2 .*

The behavior described by Proposition 2 can be seen in Figure 2, for several different initial conditions.

From Proposition 2, it comes directly that the densities of predators and prey will oscillate periodically, as can be seen in Figure 3, with the amplitude and frequency of oscillations depending only on the considered initial conditions.

All the results described so far are well-known. In particular, both Propositions 1 and 2 can be found, e.g., in [2]. In Sections 2 and 3 we provide new insights.

The Lotka–Volterra Dynamical System and its Discretization

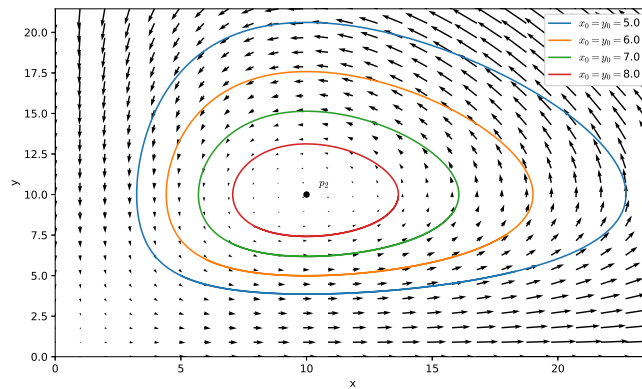


Figure 2 Phase portrait of system (1) with $\alpha = 1$, $\beta = 0.1$, $\gamma = 0.075$, and $\delta = 0.75$.

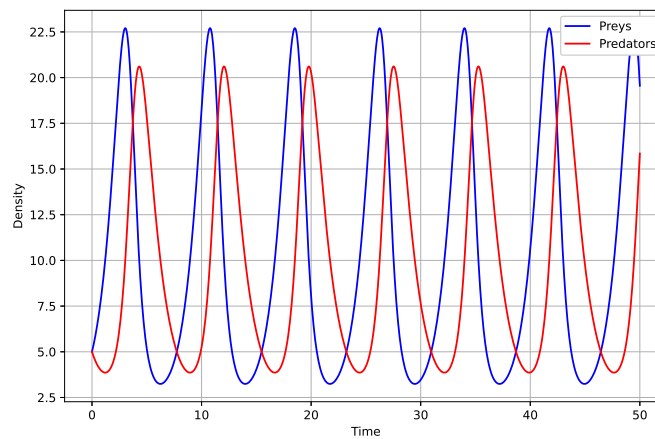


Figure 3 Oscillations of prey and predator densities for system (1) with $\alpha = 1$, $\beta = 0.1$, $\gamma = 0.075$, and $\delta = 0.75$.

2 DISCRETIZATION BY EULER'S METHOD

There are several methods for converting continuous systems into discrete counterparts. The most conventional way to do so is to implement a standard difference scheme, the most classical one being the progressive

Euler’s method. However, it is known that this method can raise several problems such as lack of dynamical consistency, even when applied to the simplest systems [10]. A discrete-time model is said to be dynamically consistent with its continuous analog if they both exhibit the same dynamical behavior, namely the stability behavior of fixed points, bifurcation, and chaos. In [5], Mickens points out that the fundamental reason for the existence of numerical instabilities is that discrete models have a larger parameter space than the corresponding differential equations: one has the step size h as an additional parameter. Nevertheless, this step h is, obviously, inherent to any discretization and any discrete dynamical system. Therefore, it is crucial to consider a numerical method that is able to overcome this setback during discretization.

Here we prove that Euler’s method applied to the Lotka–Volterra model brings a discrete system that is not dynamically consistent with its continuous counterpart.

Applying the progressive Euler’s method to both equations of system (1), we obtain that

$$\begin{cases} x_{i+1} = x_i + h(\alpha x_i - \beta x_i y_i), \\ y_{i+1} = y_i + h(\gamma x_i y_i - \delta y_i), \end{cases} \quad (3)$$

where h denotes the step size and x_i and y_i define the density of the prey and predators’ populations, respectively, at time i .

The fixed points of system (3) are $p_1 = (0, 0)$ and $p_2 = \left(\frac{\delta}{\gamma}, \frac{\alpha}{\beta}\right)$. To determine the nature of the fixed points, one must compute the Jacobian matrix $J(x, y)$ of system (3). This matrix is given by

$$J(x, y) = \begin{pmatrix} -\beta h y + \alpha h + 1 & -\beta h x \\ \gamma h y & \gamma h x - \delta h + 1 \end{pmatrix}. \quad (4)$$

Follows our first result.

Theorem 1. *The fixed point $(0, 0)$ of system (3) is*

- a saddle point if $h \in]0, \frac{2}{\delta}[$;
- a source if $h \in]\frac{2}{\delta}, +\infty[$.

Proof. The Jacobian matrix (4) evaluated at the fixed point $(0, 0)$ is

$$J(0, 0) = \begin{pmatrix} \alpha h + 1 & 0 \\ 0 & -\delta h + 1 \end{pmatrix},$$

The Lotka–Volterra Dynamical System and its Discretization

whose eigenvalues are $\lambda_1 = -\delta h + 1$ and $\lambda_2 = \alpha h + 1$. As all the parameters are positive, one can easily conclude that $|\lambda_2| > 1$. On the other hand, $|\lambda_1|$ can either be greater or less than one. In particular,

$$\begin{aligned} |\lambda_1| < 1 &\Leftrightarrow -\delta h + 1 < 1 \wedge -\delta h + 1 > -1 \\ &\Leftrightarrow h > 0 \wedge h < \frac{2}{\delta}, \end{aligned}$$

and

$$\begin{aligned} |\lambda_1| > 1 &\Leftrightarrow -\delta h + 1 > 1 \vee -\delta h + 1 < -1 \\ &\Leftrightarrow h < 0 \vee h > \frac{2}{\delta}. \end{aligned}$$

Therefore, the fixed point $(0, 0)$ is a saddle point if $h \in]0, \frac{2}{\delta}[$ or a source if $h \in]\frac{2}{\delta}, +\infty[$. As h is strictly positive, the condition $h < 0$ is not considered. \square

For both possibilities of Theorem 1, the point $p_1 = (0, 0)$ is unstable, which brings no major changes to what is obtained in the continuous case, as described in Section 1. We now study what happens with the second fixed point p_2 .

Theorem 2. *The fixed point $(\frac{\delta}{\gamma}, \frac{\alpha}{\beta})$ is an unstable focus.*

Proof. The Jacobian matrix (4) evaluated at the fixed point $(\frac{\delta}{\gamma}, \frac{\alpha}{\beta})$ is given by

$$J\left(\frac{\delta}{\gamma}, \frac{\alpha}{\beta}\right) = \begin{pmatrix} 1 & -\frac{\beta\delta h}{\gamma} \\ \frac{\alpha\gamma h}{\beta} & 1 \end{pmatrix},$$

whose eigenvalues are the complex conjugates $\lambda = 1 \pm \sqrt{\alpha\delta}h$. As α , δ , and h are strictly positive, it is clear that $|\lambda| > 1$, meaning that the fixed point $(\frac{\delta}{\gamma}, \frac{\alpha}{\beta})$ is an unstable focus. \square

Theorem 2 asserts that the orbits of system (3) near the fixed point p_2 will not be closed, but spirals that spiral out toward infinity.

Through a simple analysis of the system equations, taking into consideration the four regions defined in Figure 1, it is possible to understand the direction of the solution in those regions.

Theorem 3. *The trajectory x of system (3) will*

- decrease in region I and II, i.e., $x_{i+1} < x_i$;

- increase in region III and IV, i.e., $x_{i+1} > x_i$.

Regarding the trajectory y of system (3), it will

- decrease in region II and III, i.e., $y_{i+1} < y_i$;
- increase in region I and IV, i.e., $y_{i+1} > y_i$.

Proof. We start by analyzing the trajectory of x by looking to the first equation of system (3). In regions I and II, $y_i > \frac{\alpha}{\beta}$. This means that

$$h(\alpha x_i - \beta x_i y_i) < 0,$$

and

$$x_i + h(\alpha x_i - \beta x_i y_i) < x_i \Rightarrow x_{i+1} < x_i.$$

On the other hand, in regions III and IV, we have $y_i < \frac{\alpha}{\beta}$. In this case,

$$h(\alpha x_i - \beta x_i y_i) > 0,$$

from which we can conclude that

$$x_i + h(\alpha x_i - \beta x_i y_i) > x_i \Rightarrow x_{i+1} > x_i.$$

Through the second equation of the system, by an analogous reasoning, the intended conclusions are obtained for y . \square

Theorem 3 implies a counterclockwise displacement of the system. Precisely, it follows directly from Theorem 3 that a trajectory of (3) near the fixed point p_2 will spiral in a counterclockwise direction, as can be seen in Figure 4.

Since the trajectories of system (3) are not closed curves, they cease to be periodic orbits. Here, the trajectories are expansive, not converging to a particular fixed point, and the amplitude of the curves does not remain constant. In this case, the amplitude increases over time: see Figure 5.

In addition to the aforementioned dynamic inconsistency, caused by the progressive Euler method, the considered discrete system also makes it possible to predict negative population densities, even when all parameters and initial conditions are taken positive. Furthermore, it is also possible to prove that, under some circumstances, negative solutions can return to positive values. Although mathematically possible, these two possibilities do not make any sense, neither in the context of the problem (the problem is defined only in \mathbb{R}_+^2) nor from an ecological point

The Lotka–Volterra Dynamical System and its Discretization

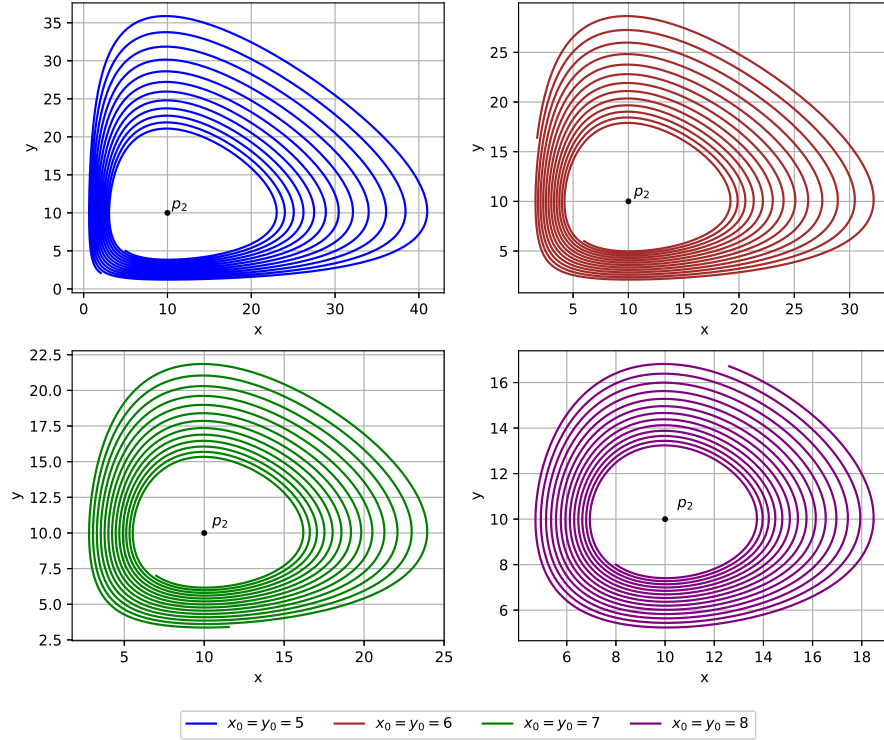


Figure 4 Trajectory of the system near the fixed point p_2 with $\alpha = 1$, $\beta = 0.1$, $\gamma = 0.075$, $\delta = 0.75$, and $h = 0.02$.

of view. However, as we shall prove analytically, and geometrically, under Euler’s method both mentioned situations are indeed possible. This shows the inconsistency of the discrete-time system (3). Next we study such situations in detail.

According to the orientation of the solution pointed out in Theorem 3, system (3) can only predict negative solutions in two different cases and, in each of them, for only one of the variables.

1. Let (x_i, y_i) be a point in region II of Figure 1. Here we have $y_i > \frac{\alpha}{\beta}$, $h(\alpha x_i - \beta x_i y_i) < 0$, and $x_{i+1} < x_i$. From the first equation of system (3), x_{i+1} can assume a negative value if

$$x_i < -h(\alpha x_i - \beta x_i y_i).$$

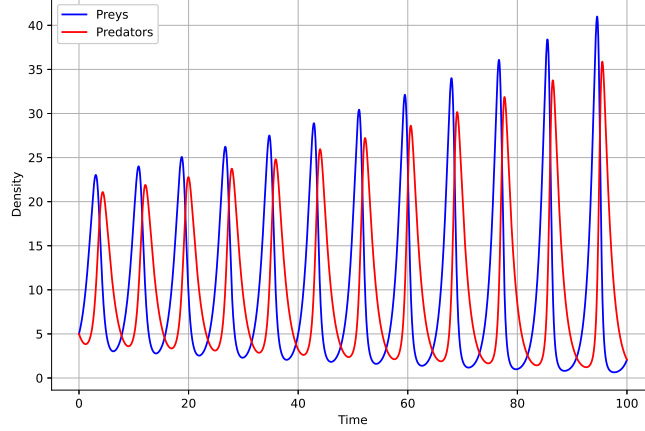


Figure 5 Oscillations of prey and predator densities for system (3) with $\alpha = 1$, $\beta = 0.1$, $\gamma = 0.075$, $\delta = 0.75$, $h = 0.02$, and $x_0 = y_0 = 5$.

Now, two situations can also occur. When the trajectory crosses the positive semi-axis yy , predicting a $x_{i+1} < 0$, this intersection can happen in such a way that y_i remains greater than $\frac{\alpha}{\beta}$ or y_i becomes less than that same value. We now note that, with $x_i < 0$, the first equation of the system can be rewritten as

$$x_{i+1} = -x_i + h(-\alpha x_i + \beta x_i y_i) \quad \text{with } x_i, y_i > 0.$$

- If $y_i > \frac{\alpha}{\beta}$, then we have $h(-\alpha x_i + \beta x_i y_i) > 0$. Thus, x_{i+1} can assume a positive value, as long as $h(-\alpha x_i + \beta x_i y_i) > x_i$. If this happens, the system enters region III of Figure 1. Otherwise, the system goes outside the four mentioned regions, resulting in negative values for prey density.
- If $y_i < \frac{\alpha}{\beta}$, then $h(\alpha x_i - \beta x_i y_i) < 0$, which leads to

$$-x_i + h(-\alpha x_i + \beta x_i y_i) < 0 \Rightarrow x_{i+1} < 0,$$

meaning that the system will go outside the four admissible regions.

2. Let (x_i, y_i) be a point in region III of the Figure 1. Here $x_i < \frac{\delta}{\gamma}$, $h(\gamma x_i y_i - \delta y_i) < 0$, and $y_{i+1} < y_i$. According to the second equation

The Lotka–Volterra Dynamical System and its Discretization

of system (3), y_{i+1} can assume a negative value if

$$y_i < -h(\gamma x_i y_i - \delta y_i).$$

When the trajectory of the system crosses the positive semi-axis xx , obtaining $y_{i+1} < 0$, one can continue to have $x_i < \frac{\delta}{\gamma}$ or there can be a change in its value such that $x_i > \frac{\delta}{\gamma}$. Rewriting the second equation of system (3), knowing that now $y_i < 0$, we obtain

$$y_{i+1} = -y_i + h(-\gamma x_i y_i + \delta y_i) \quad \text{with } x_i, y_i > 0.$$

- If $x_i < \frac{\delta}{\gamma}$, then $h(\gamma x_i y_i - \delta y_i) > 0$. Consequently, y_{i+1} may be positive as long as $h(\gamma x_i y_i - \delta y_i) > y_i$. In this case, the trajectory of the system will enter in region IV. Otherwise, it will remain outside the four regions under study, with negative values for the density of predators.
- If, on the other hand, $x_i > \frac{\delta}{\gamma}$, then $h(\gamma x_i y_i - \delta y_i) < 0$. Thus,

$$-y_i + h(-\gamma x_i y_i + \delta y_i) < 0 \Rightarrow y_{i+1} < 0,$$

which means that the system obtained by Euler's method gives negative values for y_{i+1} , with values outside the four admissible regions.

By way of example, changing the value of h from 0.02 to 0.03, it is possible to observe negative values for the variable x_i , as seen in Figure 6. In addition, it is verified that, after some time, the solutions that were previously negative return to positive values.

3 DISCRETIZATION BY MICKENS' METHOD

As seen in Section 2, the progressive Euler method, when applied to the classical Lotka–Volterra system (1), has the particularity of losing the periodic solutions, which correspond to closed curves in the phase space. In [7], Mickens points out that the most likely reason for the loss of periodic solutions is the fact that the Lotka–Volterra system is not structurally stable, i.e., a small perturbation in the equations of the system may change its topological properties. In particular, it can change the closed curves into ones that can spiral into or out of the fixed point. It is known that the application of most classical numerical methods to a system with periodic solutions, transforms the original system into a very close one whose trajectories are not closed [9].

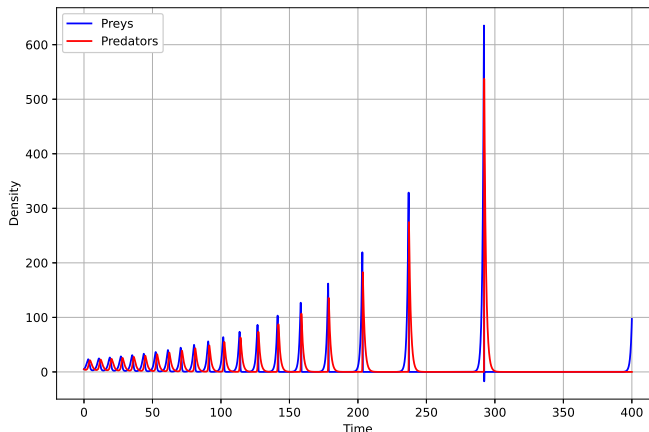


Figure 6 Oscillations of prey and predator densities for system (3) with $\alpha = 1$, $\beta = 0.1$, $\gamma = 0.075$, $\delta = 0.75$, $h = 0.03$, and $x_0 = y_0 = 5$.

Here we intend to demonstrate that a nonstandard finite difference scheme, as generated according to the rules suggested by Mickens [6], can be applied consistently to a structurally unstable dynamical system such as the one of Lotka–Volterra. In addition to proving that this scheme preserves the periodic solutions, it is also ensured that the positivity of the system is kept unchanged.

In [7], Mickens suggests a discretization of the Lotka–Volterra model where, for simplicity, it is considered that all parameters – α , β , δ , and γ – are equal to one. Here, the same strategy suggested by Mickens is followed, with the difference that the parameters are general, assuming any value in \mathbb{R}_+ .

Following the rules stated by Mickens, the first-order derivatives are approximated by

$$\dot{x} \rightarrow \frac{x_{i+1} - x_i}{\phi}$$

and

$$\dot{y} \rightarrow \frac{y_{i+1} - y_i}{\phi},$$

where in both cases ϕ is such that $\phi(h) = h + \mathcal{O}(h^2)$.

Starting with the first equation of system (1), the linear and nonlinear

The Lotka–Volterra Dynamical System and its Discretization

terms are all substituted by nonlocal forms given by

$$\begin{aligned}\alpha x &= 2\alpha x - x \rightarrow 2\alpha x_i - \alpha x_{i+1}, \\ -\beta xy &\rightarrow -\beta x_{i+1}y_i.\end{aligned}$$

Thus, through the above substitutions, the first equation of system (1) can be rewritten as

$$\frac{x_{i+1} - x_i}{\phi} = 2\alpha x_i - \alpha x_{i+1} - \beta x_{i+1}y_i,$$

which is equivalent to

$$x_{i+1} = \frac{x_i(2\alpha\phi + 1)}{1 + \alpha\phi + \beta\phi y_i}. \quad (5)$$

Regarding the second equation of system (1), the following substitutions are proposed:

$$\begin{aligned}\gamma xy &= 2\gamma xy - \gamma xy \rightarrow 2\gamma x_{i+1}y_i - \gamma x_{i+1}y_{i+1}, \\ -\delta y &\rightarrow -\delta y_{i+1}.\end{aligned}$$

Applying the two substitutions above, the second equation of the system is defined as

$$\frac{y_{i+1} - y_i}{\phi} = 2\gamma x_{i+1}y_i - \gamma x_{i+1}y_{i+1} - \delta y_{i+1},$$

which is equivalent to

$$y_{i+1} = \frac{y_i(2\gamma\phi x_{i+1} + 1)}{1 + \gamma\phi x_{i+1} + \delta\phi}. \quad (6)$$

Substituting (5) into (6), and joining both equations, we obtain the Lotka–Volterra model discretized by the Mickens method as

$$\begin{cases} x_{i+1} = \frac{x_i(2\alpha\phi + 1)}{1 + \alpha\phi + \beta\phi y_i}, \\ y_{i+1} = \frac{2\gamma\phi x_i y_i(2\alpha\phi + 1) + y_i(1 + \alpha\phi + \beta\phi y_i)}{(1 + \delta\phi)(1 + \alpha\phi + \beta\phi y_i) + \gamma\phi x_i(2\alpha\phi + 1)}, \end{cases} \quad (7)$$

which, as we shall show next, recovers the periodic solutions and ensure that the positivity property of the Lotka–Volterra system is maintained. In concrete, through a simple analysis of the equations of system (7), it

is clear that the Mickens method guarantees that the positivity property is maintained. Indeed, by choosing $(x_0, y_0) \in \mathbb{R}_+^2$, and as a consequence of all the parameters being positive, it is impossible to have negative values for any of the variables, since both equations will be quotients of strictly positive quantities.

The fixed points of system (7) coincide with the ones of Sections 1 and 2: $p_1 = (0, 0)$ and $p_2 = \left(\frac{\delta}{\gamma}, \frac{\alpha}{\beta}\right)$.

Given the complexity of the system (7) under study, we make use of the free open-source mathematics software system **SageMath** [14] to analyze the nature of each one of the fixed points. For this purpose, we start by computing the Jacobian matrix of the system (7) in an arbitrary point (x, y) . This matrix is given by

$$Jf_{(x,y)} = \begin{pmatrix} a & b \\ c & d \end{pmatrix}, \quad (8)$$

where

$$\begin{aligned} a &= \frac{2\alpha\phi + 1}{\beta\phi y + \alpha\phi + 1}, \\ b &= -\frac{(2\alpha\phi + 1)\beta\phi x}{(\beta\phi y + \alpha\phi + 1)^2}, \\ c &= \frac{2(2\alpha\phi + 1)\gamma\phi y}{(2\alpha\phi + 1)\gamma\phi x + (\beta\phi y + \alpha\phi + 1)(\delta\phi + 1)} \\ &\quad - \frac{(2(2\alpha\phi + 1)\gamma\phi xy + (\beta\phi y + \alpha\phi + 1)y)(2\alpha\phi + 1)\gamma\phi}{((2\alpha\phi + 1)\gamma\phi x + (\beta\phi y + \alpha\phi + 1)(\delta\phi + 1))^2}, \\ d &= -\frac{(2(2\alpha\phi + 1)\gamma\phi xy + (\beta\phi y + \alpha\phi + 1)y)(\delta\phi + 1)\beta\phi}{((2\alpha\phi + 1)\gamma\phi x + (\beta\phi y + \alpha\phi + 1)(\delta\phi + 1))^2} \\ &\quad + \frac{2(2\alpha\phi + 1)\gamma\phi x + 2\beta\phi y + \alpha\phi + 1}{(2\alpha\phi + 1)\gamma\phi x + (\beta\phi y + \alpha\phi + 1)(\delta\phi + 1)}. \end{aligned}$$

Theorem 4. *The fixed point $(0, 0)$ of system (7) is a saddle point.*

Proof. The Jacobian matrix (8) evaluated at the fixed point $(0, 0)$ is

$$Jf_{(0,0)} = \begin{pmatrix} \frac{2\alpha\phi + 1}{\alpha\phi + 1} & 0 \\ 0 & \frac{1}{\delta\phi + 1} \end{pmatrix},$$

whose eigenvalues are $\lambda_1 = \frac{1}{\delta\phi + 1}$ and $\lambda_2 = \frac{2\alpha\phi + 1}{\alpha\phi + 1}$. From these results, it is possible to draw the following conclusions:

The Lotka–Volterra Dynamical System and its Discretization

- Since $\delta, \phi > 0$, it follows that $\delta\phi + 1 > 1$. Thus, λ_1 is always less than one, regardless of the values of δ and ϕ . Moreover, by the positivity of the parameters, it is clear that λ_1 is always greater than zero. Thereby, $|\lambda_1| < 1$.
- On the other hand, since $\alpha, \phi > 0$, then $\alpha\phi + 1$ is always less than $2\alpha\phi + 1$. For this reason, $\lambda_2 > 1$, which leads to $|\lambda_2| > 1$.

Thus, p_1 is a saddle point and, therefore, unstable. □

In contrast, the Jacobian matrix (2) evaluated at the coexistence equilibrium point p_2 is

$$Jf\left(\frac{\delta}{\gamma}, \frac{\alpha}{\beta}\right) = \begin{pmatrix} 1 & -\frac{\beta\delta\phi}{(2\alpha\phi + 1)\gamma} \\ \frac{\alpha\gamma\phi}{2\beta\delta\phi + \beta} & \frac{3\alpha\delta\phi^2 + 2(\alpha + \delta)\phi + 1}{4\alpha\delta\phi^2 + 2(\alpha + \delta)\phi + 1} \end{pmatrix},$$

whose eigenvalues are complex conjugates

$$\lambda = \frac{7\alpha\delta\phi^2 + 4(\alpha + \delta)\phi + 2 \pm i\phi\sqrt{15\alpha^2\delta^2\phi^2 + 4\alpha\delta + 8(\alpha^2\delta + \alpha\delta^2)}\phi}{2(4\alpha\delta\phi^2 + 2(\alpha + \delta)\phi + 1)}.$$

With the help of **SageMath**, it is easily verified that $|\lambda| = 1$, which means that the point p_2 is a center point in the linearized system, while nothing can be concluded regarding the stability for the nonlinear system at this equilibrium. However, it is possible to verify numerically that the orbits are periodic, corresponding to closed curves in the phase space, meaning that, at least for the indicated parameter values, p_2 is, in fact, a center. This effect can be seen in Figures 7 and 8, which simultaneously show the results obtained here and those obtained in the continuous case.

Despite the fact that one of Mickens' rules mention that a more complex expression should be used for the step function $\phi(h)$, it appears that all the results achieved are valid regardless of the expression used for $\phi(h)$. Accordingly, in our simulations we chose the simplest function given by $\phi(h) = h$. In particular, a step size given by $h = 0.01$ was considered. In both Figures 7 and 8, it is observed that the periodic oscillations of the discrete system practically overlap those of the original continuous system. Logically, the smaller the value of the chosen step h , the more superimposed the curves for each of the systems will be.

To complete the analysis of system (7), we end by proving that Theorem 3 remains valid in this case, from which one can conclude that the

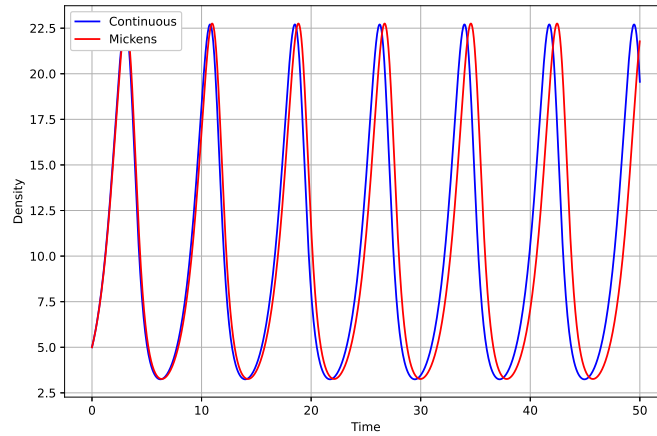


Figure 7 Oscillations of preys for the system (1) versus system (7) with $\alpha = 1$, $\beta = 0.1$, $\gamma = 0.075$, and $\delta = 0.75$.

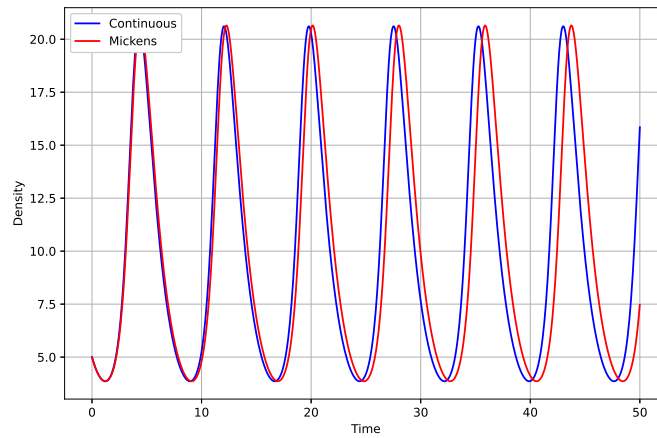


Figure 8 Oscillations of predators for the system (1) versus system (7) with $\alpha = 1$, $\beta = 0.1$, $\gamma = 0.075$, and $\delta = 0.75$.

direction of the trajectories of the Mickens' discrete system will continue to be counterclockwise.

Consider the first equation of system (7). Equivalently, one can write

The Lotka–Volterra Dynamical System and its Discretization

that

$$\frac{x_{i+1}}{x_i} = \frac{2\alpha\phi + 1}{1 + \alpha\phi + \beta\phi y_i}.$$

- Let y_i be a value that either belongs to regions I or II considered in Figure 1. Then, we have $y_i > \frac{\alpha}{\beta}$. For this reason,

$$\alpha\phi < \beta\phi y_i \Rightarrow 2\alpha\phi < \alpha\phi + \beta\phi y_i.$$

Thus,

$$2\alpha\phi + 1 < 1 + \alpha\phi + \beta\phi y_i \Rightarrow \frac{x_{i+1}}{x_i} < 1 \Leftrightarrow x_{i+1} < x_i.$$

- Now, let y_i be a value that either belongs to regions III or IV. In both cases, we have $y_i < \frac{\alpha}{\beta}$, which leads to

$$\alpha\phi > \beta\phi y_i \Rightarrow 2\alpha\phi > \alpha\phi + \beta\phi y_i.$$

Finally,

$$2\alpha\phi + 1 > 1 + \alpha\phi + \beta\phi y_i \Rightarrow \frac{x_{i+1}}{x_i} > 1 \Leftrightarrow x_{i+1} > x_i.$$

We now consider equation (6) that is equivalent to

$$\frac{y_{i+1}}{y_i} = \frac{2\gamma\phi x_{i+1} + 1}{1 + \gamma\phi x_{i+1} + \delta\phi}.$$

- Let x_{i+1} be a value that either belongs to regions II or III of Figure 1. In there we have $x_{i+1} < \frac{\delta}{\gamma}$, which is equivalent to $\delta > \gamma x_{i+1}$. In this way,

$$\delta\phi > \gamma\phi x_{i+1} \Rightarrow \gamma\phi x_{i+1} + \delta\phi > 2\gamma\phi x_{i+1}.$$

Therefore,

$$2\gamma\phi x_{i+1} + 1 < 1 + \gamma\phi x_{i+1} + \delta\phi \Rightarrow \frac{y_{i+1}}{y_i} < 1 \Leftrightarrow y_{i+1} < y_i.$$

- On the other hand, let x_{i+1} be a value that either belongs to regions I or IV. In this case, $x_{i+1} > \frac{\delta}{\gamma}$, which means that $\delta < \gamma x_{i+1}$, and we obtain

$$\delta\phi < \gamma\phi x_{i+1} \Rightarrow \gamma\phi x_{i+1} + \delta\phi < 2\gamma\phi x_{i+1}.$$

Finally,

$$2\gamma\phi x_{i+1} + 1 > 1 + \gamma\phi x_{i+1} + \delta\phi \Rightarrow \frac{y_{i+1}}{y_i} > 1 \Leftrightarrow y_{i+1} > y_i.$$

We conclude that Theorem 3 also holds for system (7).

4 CONCLUSION

In this work our goal was to show that the choice of the numerical method for the discretization of a continuous dynamical system is crucial in order to obtain consistent results. It was proved that the progressive Euler method, although appealing for its simplicity, is not able to deal with structurally unstable systems, making the solutions of the classical Lotka–Volterra model, that should be closed curves in phase space, become spirals. Furthermore, Euler’s discretization does not take into account special fundamental properties of the systems, such as positivity. On the other hand, Mickens’ method, despite generating an apparently more complex system, manages to guarantee that the qualitative behavior of the system, in a neighborhood of the fixed points, is identical to the one found in its continuous counterpart. Additionally, this method takes into account basic rules so that positivity is never compromised.

Our conclusions open the possibility of applying Mickens’ method to other structurally unstable dynamical systems of particular interest, recovering properties that may have been lost through different standard discretizations. We also concluded that the Computer Algebra System **SageMath** is a strong tool that allows to do computations in a reliable way, serving as a good support when the systems under study are complex. In addition, it produces numerical simulations of good quality and in a very simple way. All the figures were generated with **SageMath**.

ACKNOWLEDGMENTS

The authors were partially supported by the Portuguese Foundation for Science and Technology (FCT) through the Center for Research and Development in Mathematics and Applications (CIDMA), projects UIDB/04106/2020 and UIDP/04106/2020.

References

- [1] É. Diz-Pita and M. V. Otero-Espinar. Predator–prey models: A review of some recent advances. *Mathematics*, 9(15):Art. 1783, 2021.
- [2] M. W. Hirsch and S. Smale. *Differential equations, dynamical systems, and linear algebra*. Pure and Applied Mathematics, Vol. 60. Academic Press [Harcourt Brace Jovanovich, Publishers], New York-London, 1974.

The Lotka–Volterra Dynamical System and its Discretization

- [3] S. Li, S. Yuan, and H. Wang. Disease transmission dynamics of an epidemiological predator-prey system in open advective environments. *Discrete Contin. Dyn. Syst. Ser. B*, 28(2):1480–1502, 2023.
- [4] A. J. Lotka. *Elements of Physical Biology*. Williams and Wilkins, Baltimore, 1925.
- [5] R. E. Mickens. *Nonstandard finite difference models of differential equations*. World Scientific Publishing Co., Inc., River Edge, NJ, 1994.
- [6] R. E. Mickens. Nonstandard finite difference schemes for differential equations. *J. Difference Equ. Appl.*, 8(9):823–847, 2002.
- [7] R. E. Mickens. A nonstandard finite-difference scheme for the Lotka-Volterra system. *Appl. Numer. Math.*, 45(2-3):309–314, 2003.
- [8] B. T. Mulugeta, L. Yu, Q. Yuan, and J. Ren. Bifurcation analysis of a predator-prey model with strong Allee effect and Beddington-DeAngelis functional response. *Discrete Contin. Dyn. Syst. Ser. B*, 28(3):1938–1963, 2023.
- [9] J. M. Sanz-Serna. An unconventional symplectic integrator of W. Kahan. *Appl. Numer. Math.*, 16(1-2):245–250, 1994.
- [10] M. S. Shabbir, Q. Din, M. Safeer, M. A. Khan, and K. Ahmad. A dynamically consistent nonstandard finite difference scheme for a predator-prey model. *Adv. Difference Equ.*, pages Paper No. 381, 17, 2019.
- [11] V. Volterra. Variations and fluctuations of the number of individuals in animal species living together. *ICES Journal of Marine Science*, 3(1):3–51, 1928.
- [12] D. Yan, Y. Yuan, and X. Fu. Asymptotic analysis of an age-structured predator-prey model with ratio-dependent Holling III functional response and delays. *Evol. Equ. Control Theory*, 12(1):391–414, 2023.
- [13] X. Yang, L. Chen, and J. Chen. Permanence and positive periodic solution for the single-species nonautonomous delay diffusive models. *Comput. Math. Appl.*, 32(4):109–116, 1996.

- [14] P. Zimmermann, A. Casamayou, N. Cohen, G. Connan, T. Dumont, L. Fousse, F. Maltey, M. Meulien, M. Mezzarobba, C. Pernet, et al. *Computational mathematics with SageMath*. SIAM, Philadelphia, PA, 2018.