

CAMERA📷: A Multimodal Dataset and Benchmark for Ad Text Generation

Masato Mita¹ Soichiro Murakami¹ Akihiko Kato¹ Peinan Zhang¹

¹CyberAgent Inc

{mita_masato,murakami_soichiro,kato_akihiro,zhang_peinan}@cyberagent.co.jp

Abstract

In response to the limitations of manual online ad production, significant research has been conducted in the field of automatic ad text generation (ATG). However, comparing different methods has been challenging because of the lack of benchmarks encompassing the entire field and the absence of well-defined problem sets with clear model inputs and outputs. To address these challenges, this paper aims to advance the field of ATG by introducing a redesigned task and constructing a benchmark. Specifically, we defined ATG as a cross-application task encompassing various aspects of the Internet advertising. As part of our contribution, we propose a first benchmark dataset, **CA Multimodal Evaluation for Ad Text GeneRAtion**(CAMERA📷), carefully designed for ATG to be able to leverage multi-modal information and conduct an industry-wise evaluation. Furthermore, we demonstrate the usefulness of our proposed benchmark through evaluation experiments using multiple baseline models, which vary in terms of the type of pre-trained language model used and the incorporation of multi-modal information. We also discuss the current state of the task and the future challenges.

1 Introduction

Over the past few decades, online advertising has emerged as one of the most successful business models and has become a significant source of income for the Internet industry (Meeker and Wu, 2018). The global online advertising market has witnessed significant growth and quadrupled over the last decade, particularly in the domain of search ads or search engine advertising (Figure 1). Search ads are designed to accompany search engine results and are tailored to be relevant to users’ queries (search queries). They are typically sold based on pre-selected keywords, also known as *bid words*, chosen by advertisers. These ads are displayed

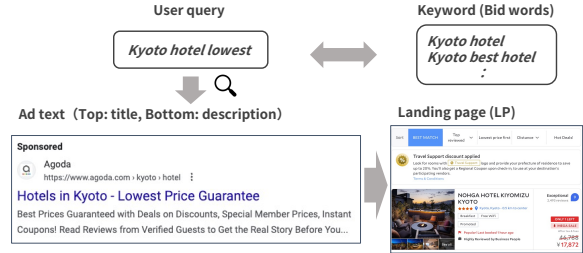



Figure 1: An example of search ads.

alongside a landing page (LP), providing further details about the advertised product or service. Therefore, ad creators must create compelling ad texts that captivate users and encourage them to visit the LP. However, the increasing volume of search queries, which is growing at a rate of approximately 8% annually (Djuraskovic, 2022), poses challenges for manual ad production.


The growing demand in the industry has fueled extensive research on the automatic generation of ad texts. Researchers have explored various approaches, starting with *template-based* methods that generate ad text by inserting relevant keywords into predefined templates (Bartz et al., 2008; Fujita et al., 2010; Thomaidou et al., 2013). Recently, neural language generation (NLG) techniques based on encoder-decoder models, which are widely employed in machine translation and automatic summarization, have been applied to ad text generation (ATG) (Hughes et al., 2019; Mishra et al., 2020; Kamigaito et al., 2021).

However, the automated evaluation of ATG models presents significant challenges that need to be addressed. Previous research has been constrained to conducting individual experiments using proprietary datasets that are not publicly available (Murakami et al., 2023). This limitation arises from the absence of a shared dataset (i.e., a benchmark) that can be universally applied across the field. Moreover, the absence of benchmarks has resulted in a lack of consensus regarding the models’ in-

put/output formats. While some studies use keywords as input (Bartz et al., 2008; Fukuda, 2019), others employ existing advertisements (Mishra et al., 2020) or LPs that users click on after viewing an advertisement (Hughes et al., 2019; Kanungo et al., 2022; Golobokov et al., 2022). This variation in input sources indicates that the field as a whole has yet to establish a standardized problem setting, which hinders the generalization and comparability of ATG techniques.

This study aims to significantly contribute to advancing ATG as an academic field by comprehensively redesigning this task. We define the problem setting of ATG as a versatile task that can be applied to various online advertising domains (§3). We also highlight the differences between this task and existing tasks (e.g., summarization), the unique technical challenges, and its academic significance as a research subject. In order to engage a broader community of researchers beyond those who possess ad data, we construct the first publicly available benchmark, **CAMERA**, which is meticulously developed a comprehensive dataset that serves as a reliable resource for training, validating, and evaluating models for this task (§4). Our dataset comprises actual data sourced from Japanese search ads and incorporates extensive annotations encompassing multi-modal information such as the LP images. To demonstrate the usefulness of the proposed benchmark dataset and provide insights into the current state and future challenges of this task, we conducted evaluation experiments by building several baseline models with variations in terms of pre-trained models (BART (Lewis et al., 2020) and T5 (Raffel et al., 2022)) and the use of multi-modal information (e.g., layout information and visual features in LPs) (§5). The results demonstrate that the performance of ATG models varied significantly across different industries and also effectively leveraging multi-modal information poses a challenge for future research. Finally, we discuss the remaining challenges of ad text generation and directions for resolving them for future development (§6).

Our major contributions are:

- We redesigned ATG as a cross-application task, and clarified its academic significance and differences from existing tasks and then build the first publicly available benchmark, **CAMERA**, which is meticulously designed for ATG task.

- We demonstrated the usefulness of the proposed dataset and the current status and future challenges of ATG task through evaluation experiments using current mainstream ATG models.
- We make our dataset available to academic researchers to facilitate their investigation, while taking care not to cause any disadvantage to advertisers.¹

2 Background

Various types of online advertising exist, including search ads, display ads², and slogans³. However, since most existing studies are related to search ads (Murakami et al., 2023), this study also focuses on search ads and provides an overview of ATG research and its current limitations.

2.1 A Quick Retrospective

Early ATG systems predominantly relied on template-based approaches (Bartz et al., 2008; Fujita et al., 2010; Thomaidou et al., 2013). These approaches involved filling appropriate words (i.e., keywords) into predefined templates, resulting in the generation of advertising texts. Although this method ensured grammatically correct ad texts, it has limitations in diversity and scalability because it could only accommodate variations determined by the number of templates, which are expensive to create. To address these constraints, alternative approaches have been explored, including reusing existing promotional text (Fujita et al., 2010) and extracting keywords from LPs to populate template slots (Thomaidou et al., 2013).

Encoder-decoder models, which have demonstrated their utility in NLG tasks such as machine translation and summarization (Sutskever et al., 2014), have been applied to ATG research (Hughes et al., 2019; Youngmann et al., 2020; Kamigaito et al., 2021; Golobokov et al., 2022). These models have been employed in various approaches, including *translating* low click-through-rate (CTR) sentences into high CTR sentences (Mishra et al., 2020), *summarizing* crucial information extracted from the LPs (Hughes et al., 2019; Kamigaito et al.,

¹<https://github.com/CyberAgentAILab/camera>

²Display ads typically take the form of banner ads strategically placed within designated advertising spaces on websites or applications.

³Slogans are catchy phrases designed to captivate the attention of internet users and generate interest in products, services, or campaigns.

Work	Approach	Input	Output	Affiliation	Lang.	xACL
Bartz et al. (2008)	Template	Keyword	Ad text	Yahoo	En	
Fujita et al. (2010)	Template	Promotional text	Ad text, Keyword	Recruit	Ja	
Thomaidou et al. (2013)	Template	LP	Ad text	Athens Univ.	En	
Hughes et al. (2019)	Seq2Seq	LP	Ad text	Microsoft	En	
Fukuda (2019)	Seq2Seq	Keyword	Ad text	DENTSU	Ja	
Mishra et al. (2020)	Seq2Seq	Ad text	Ad text	Yahoo	En	
Youngmann et al. (2020)	Seq2Seq	LP, Ad text	Ad text	Microsoft	En	
Duan et al. (2021)	Seq2Seq	Query, KB	Ad text	Tencent	Zh	
Kamigaito et al. (2021)	Seq2Seq	LP, Query, Keyword	Ad text	CyberAgent	Ja	✓
Wang et al. (2021)	Seq2Seq	LP, Ad text	Ad text	Microsoft	En	
Zhang et al. (2021)	Seq2Seq	Ad text, Keyword, KB	Ad text	Baidu	Zh	
Golobokov et al. (2022)	Seq2Seq	LP	Ad text	Microsoft	En	✓
Kanungo et al. (2022)	Seq2Seq	Multiple ad texts	Ad text	Amazon	En	
Wei et al. (2022)	Seq2Seq	User review, Control code	Ad text	Alibaba	Zh	✓
Li et al. (2022)	Seq2Seq	Query	Ad text, Keyword	Microsoft	En	✓
Murakami et al. (2022a)	Seq2Seq	Keyword, LP	Ad text	CyberAgent	Ja	

Table 1: A summary of existing research on ad text generation. xACL (✓) presents whether the paper belongs to the ACL community, or some other research community (no ✓).

2021), and combining these techniques by first summarizing the LPs and subsequently translating them into more effective ad texts based on CTR (Youngmann et al., 2020).⁴ Recently, transfer learning approaches using pre-learned language models have become mainstream, allowing for more fluent and diverse ad text generation (Wang et al., 2021; Zhang et al., 2021; Golobokov et al., 2022; Kanungo et al., 2022; Wei et al., 2022; Li et al., 2022; Murakami et al., 2022a).

2.2 Current Limitations

ATG has experienced remarkable growth in recent years, garnering significant attention as a valuable application of natural language processing (NLP). However, the automated evaluation of models presents substantial challenges. These challenges are primarily due to the absence of a shared benchmark dataset that can benefit the entire research community, resulting in individual validation using non-public data and impeding comprehensive comparisons among different methods (Murakami et al., 2023). Table 1 summarizes existing studies in ATG. This table demonstrates that ATG field has primarily been driven by advertising-related companies. It is worth noting that there is no consensus on the input-output format as each company has independently verified their ATG systems using its datasets, which is a significant impediment to the generalization of technology. In addition, while ATG research was initially dominated by data mining-related research areas such as KDD

⁴CTR is a widely-used indicator of advertising effectiveness in the online advertising domain.

and CIKM, it has recently begun to attract attention in the ACL community.

As a confluence of these trends, this study aims to establish ATG as an NLP task by defining the task and building a benchmark.

3 Design of Ad Text Generation

We define the ATG task as follows:

Task definition

Let x be a source document that describes advertised products or services, a a user signal reflecting the user’s latent needs or interests, and y an ad text. ATG aims is to model $p(y|a, x)$.

In search ads, there are numerous variations in input/output settings based on individual company specifications, with the potential for further changes in the future (see Table 1). To foster the generalization of ATG technology in an academic research context, we aimed to develop a task not tied to a specific application (e.g., Google, Microsoft Bing, and Yahoo search engines) but focused on universal core problems shared across these applications. Although this study’s primary focus is search ads, our redesigned task setting is adaptable to tackling specific challenges in other advertising domains, including display ads and various merchandise advertisements. For example, in the case of display ads, the user signal a could be the user’s purchase history.

The requirements of ad text The purpose of advertising is to influence consumers’ (users) atti-

tudes and behaviors towards a particular product or service. Therefore, the goal of ATG is to create text that encourages users’ purchasing behaviors. In this study, we have identified the following two fundamental requirements of ad text: (1) The information provided by the ad text is consistent with the content of the source document; and (2) the information is carefully curated and filtered based on the users’ potential needs, considering the specific details of the merchandise. Requirement 1 relates to *hallucinations*, which is currently a highly prominent topic in the field of NLG (Wiseman et al., 2017; Parikh et al., 2020; Maynez et al., 2020). This requirement can be considered crucial for practical implementation since the inclusion of *non-factual hallucination* in ad texts can cause business damage to advertisers. Regarding Requirement 2, it is necessary to successfully convey the features and attractiveness of a product within a limited space and immediately capture the user’s interests. Therefore, ad text must selectively include information from inputs that can appeal to users.

Differences from existing tasks The ATG task is closely related to the conventional document summarization task in that it performs information compression while maintaining consistency with the input document’s content. Particularly, *query-focused summarization (QFS)* (Dang, 2005), a type of document summarization, is the closest in problem setting because it takes the user’s query as the input; however, there are some differences. The task of QFS aims to create a summary from one or multiple document(s) that answers a specific query (*explicit needs*), which is exactly the same behavior as a search engine. In contrast, ATG (especially for search ads) must extract *latent needs* from user signals (search queries) and then return a summary. Another notable difference is that while summarization aims to deliver accurate text that fulfills task-specific requirements, ATG surpasses mere accuracy and aims to influence user attitudes and behavior. Consequently, unconventional and/or ungrammatical text may be intentionally used in ad-specific expressions to achieve this objective (refer to details in §4.2). Therefore, QFS is a subset of ATG ($QFS \subset ATG$). One of the technical challenges unique to ATG is capturing users’ latent needs based on such user signals α and generating appealing sentences that lead to advertising effectiveness, which depends significantly on

	# instance	# ad text	Industry-wise
Train	12,395	1	
Dev	3,098	1	
Test	872	4	✓

Table 2: Statistics of our dataset. *Industry-wise* (✓) indicates whether the data is separable by industry.

the psychological characteristics of the recipient users. Therefore, realizing more advanced ATG will also require a connection with advertising psychology (Scott, 1903) based on cognitive and social psychology. The ATG task is an excellent research topic for advancing user-centered NLP technologies.

4 Construction of CAMERA

4.1 Dataset Design

In this study, the following two benchmark design policies were first established: the benchmark should be able to (1) utilize multimodal information and (2) evaluate by industry domain. In terms of **Design Policy 1**, various advertising formats use textual and visual elements to communicate product features and appeal to users effectively. It is well-recognized that aligning content with visual information is crucial in capturing user attention and driving CTR. Exploring the effective utilization of such multi-modal information is crucial for the ATG task and is a key design policy. **Design Policy 2** highlights the significance of incorporating specific *advertising appeals* to create impactful ad texts. In general, ad creators must consider various aspects of advertising appeals such as the *price*, *product features*, and *quality*. For instance, advertising appeals in terms of *price* such as “*free shipping*” and “*get an extra 10% off*” captivate users by emphasizing cost savings through discounts and competitive prices. Previous studies revealed that the effectiveness of these advertising appeals vary depending on the target product and industry type (Murakami et al., 2022b). To foster the development of robust models, it is crucial to conduct an industry-wise evaluations.

4.2 Construction Procedure

We utilized Japanese search ads from our company involved in the online advertising business.⁵ In

⁵Careful care is taken to ensure that advertisers are not disadvantaged in the data release.

LP description	User query	Ad text
CardLoanDiagnosis.com Diagnosis of <i>instant</i> loan cards! <i>3 recommended</i> companies to borrow money <i>now</i> !	ORIX Card Loan	1. [Official] <i>Top 3 Popular</i> Card Loans 2. <i>Easily</i> diagnose <i>recommended</i> card loans 3. Diagnose Cards Available for <i>Same-Day</i> Borrowing! 4. Get Financing in <i>as Fast as 30 Minutes</i> <i>Online</i> !

Table 3: Examples of our dataset, translated into English for visibility. The highlighted areas in each color indicate the aspects of advertising appeals: *Speed*, *Trend*, and *User-friendliness*, based on Murakami et al. (2022b)’s scheme.

these source data, the components of user queries, ad texts, and LPs (URLs) are allocated accordingly. Search ads comprise a *title* and *description*, as shown in Figure 1. Description in search ads has a larger display area compared to titles. It is typically written in natural sentences but may also include advertising appeals. In contrast, titles in search ads often include unique wording specific to the advertisements. They may deliberately break or compress grammar to the extent acceptable to humans because their primary role is immediately capturing a user’s attention. For instance, when promoting free consultation for a specific service, an ad-specific expression, such as “*Easy 30 seconds! Free consultations at xx*” may be used. Studies in advertising psychology have reported that these seemingly ungrammatical expressions, unique to advertisements, not only do not hinder human comprehension but also capture their attention (Wang et al., 2013). In this study, we extracted only titles as ad texts y to create a benchmark focusing on ad-specific linguistic phenomena.

In our dataset, we extracted meta description from the HTML-associated LPs, which served as a description document (*LP description*) x for each product. Furthermore, in line with **Design Policy 1**, we processed a screenshot of the entire LP to obtain an LP image, allowing us to leverage multi-modal information. Through this process, we obtained images I , layout information C , and text $\{x_i^{\text{ocr}}\}_{i=1}^{|\mathbf{R}|}$ for the rectangular region set \mathbf{R} using the OCR function of the Cloud Vision API.⁶

4.3 Annotation

The source data is assigned a delivered gold reference ad text, but because of the variety of appeals in the ads, there is a wide range of valid references for the same product or service. Therefore, three additional gold reference ad texts were created for the test set by three expert annotators who are native Japanese speakers with expertise in ad

annotation. The annotation guidelines used are presented in Appendix A with detailed information. During the data collection process for evaluation annotations, data were randomly selected based on keywords manually mapped to industry labels, such as “*designer jobs*” mapped to the human resource industry, following **Design Policy 2**. Here, we used the following four industry domain labels: human resources (HR), e-commerce (EC), finance (Fin), and education (Edu).

Table 2 provides the statistics of our dataset. The dataset was partitioned into training, development, and test sets to prevent data duplication between the training (development) and test sets, which was achieved through filtering processes. Table 3 presents examples from the test set of this dataset.⁷ Although the annotators were not provided with explicit instructions regarding advertising appeals, they created ad texts (#2-4) that featured diverse advertising appeals distinct from the original ad text (#1). This suggests that our test set captures a certain level of diversity in expressing advertisements.

4.4 Understanding of Ad Text Generation

As discussed in §3, the ATG task is closely related to summarization. There are two primary methodologies within summarization: *extractive* and *abstractive*. The extractive approach constructs a summary by directly selecting and utilizing meaningful sentences from the input. In contrast, the abstractive approach generates novel sentences that capture the essence of the input more creatively. To gain more insight into the dynamics of ATG, we investigated the extent to which ad creators are making their ads extractive (or abstractive). This exploration would be also useful as a guideline for future model development.

Figure 2 illustrates the percentage of *novel* en-

⁶<https://cloud.google.com/vision/docs/ocr>

⁷Although not included due to space limitations, the actual dataset also includes LP images (screenshots), their OCR results, and industrial labels.

Entity type	Input	Output
<i>Time Expressions</i>	2022年9月 (<i>September 2022</i>)	2022年 (<i>2022</i>)
<i>Katakana</i>	サイト (<i>site</i>)	ホームページ (<i>homepage</i>)
<i>Numerical Expressions</i>	6,800円 - 8,000円 (<i>6,800 yen - 8,000 yen</i>)	6,800円 (<i>6,800 yen</i>)
<i>Named Entity</i>	イシダ (<i>Ishida</i>)	株式会社イシダ (<i>Ishida Corporation</i>)
<i>Terms</i>	求人情報 (<i>Job Openings</i>)	求人紹介 (<i>Job Introductions</i>)

Table 4: The novel entity types used in our analysis and their corresponding examples. Katakana is a Japanese syllabary.

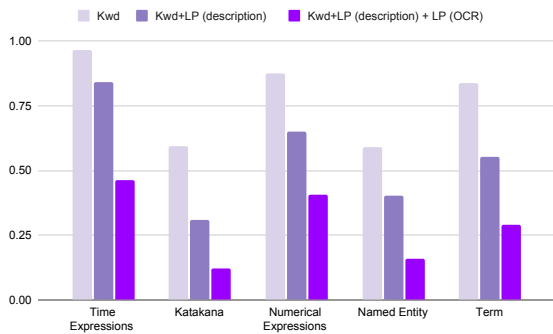


Figure 2: Percentages of novel entities included in our dataset when input information is increased.

tities in the target ad texts not found in their respective source documents. Here, we focused on five distinct entity types as outlined in Table 4 to conduct a more comprehensive analysis.⁸ By incorporating additional input information such as the LP description and OCR-processed text of the LP full view, the percentage of novel entities in the target ad text was effectively reduced. The concern of having a high percentage of new entities in the ad text, which could make the task overly difficult and lead to a problematic setting, was also dispelled based on the analyses of this benchmark. Furthermore, the analysis based on entity type reveals a wide range of variations in *Time Expressions* and *Numerical Expressions*. In the example of *Numerical Expressions* as shown in Table 4, the source document x mentioned the price range as *6,800 yen - 8,000 yen*, while the target ad text y only included the lower limit of the range as *6,800 yen*. This rewording may be intended to make the price more appealing to users by presenting the lowest price, or to make it more straightforward to fit into a limited display area.

5 Experiments

We conducted evaluation experiments using various baseline models to assess the proposed benchmark’s usefulness and discuss the task’s current status and future challenges. As outlined in §2.2, previous ATG studies have utilized non-public data like in-house datasets and exhibited varying input-output configurations. This variability has resulted in challenges related to reproducibility and equitable comparisons. Therefore, we attempted to benchmark ATG model performance by implementing the dominant approach in existing work (outlined in §2.1), rather than replicating specific existing models. Specifically, our investigation primarily focused on two aspects: (1) exploring the impact of different pre-trained models on performance (§5.1), and (2) examining the effectiveness of incorporating multi-modal features, such as images and layouts from the LPs, and their overall influence on the results (§5.2). These experiments allowed us to gain insight into the current status and clarify potential avenues for improvement and further research.

5.1 Exp 1: Selection of Pre-trained Models

To investigate the impact of different pre-trained models on ATG, we constructed multiple baseline models using the encoder-decoder framework, currently the predominant model in ATG (§2). Specifically, we built baseline models based on two types of commonly used encoder-decoder: BART (Lewis et al., 2020) and T5 (Raffel et al., 2022). These pre-trained models served as the foundation for our baseline models, which allowed us to compare their performance and understand the effects of the selected pre-trained model on ATG.

We fine-tuned each pre-trained model on the training dataset to create our baseline models. Specifically, we used a pre-trained model

⁸The procedure for calculating the ratio of novel entities is described in Appendix B.

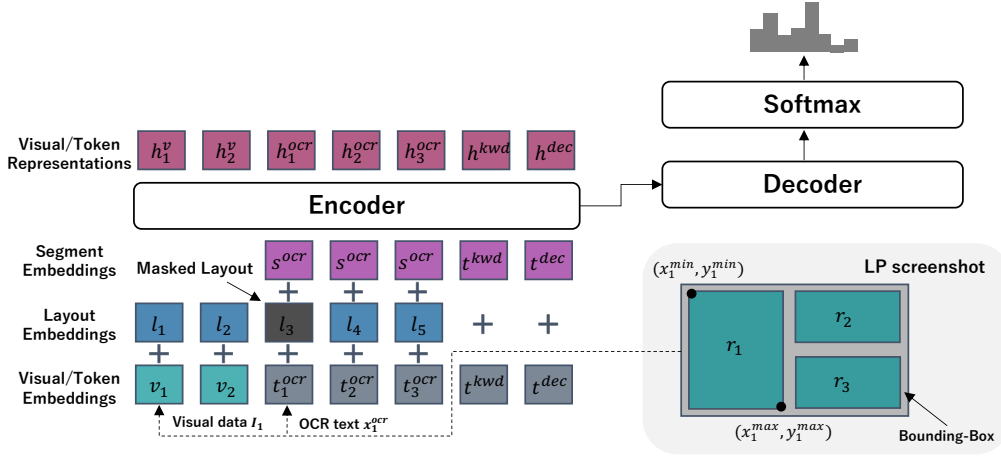


Figure 3: An overview of the model incorporating LP information, following Murakami et al. (2022a).

japanese_bart_base_2.0 from Kyoto University’s Japanese version of BART⁹ as the basis for our BART-based baseline model (referred to as BART). For the T5-based baseline model (referred to as T5), we used a pre-trained model sonoisa/t5-base-japanese¹⁰. The specific hyperparameters and other experimental details are reflected in Appendix C.

5.2 Exp 2: Utilization of Multi-modal Features

To investigate the effectiveness of incorporating multi-modal features such as images and layout in the LPs and their impact on the overall performance, we built various settings for the T5-based model that considered LP image information, following previous studies on NLG from images (Tanaka et al., 2021; Murakami et al., 2022a).

Figure 3 presents an overview of incorporating the LP information into the T5-based model.¹¹ As an input, we used three sets of token sequences, the LP descriptions x^{des} , user queries x^{qry} , and each OCR token sequence x_i^{ocr} of the rectangular region set $R = \{r_i\}_{i=1}^{|R|}$ obtained by OCR from the LPs, where each token sequence x^* is $x^* = (x_i^*)_{t=i}^{|R|}$. Furthermore, the layout $C = c_i^{|R|}$ and image information $I = I_{i=1}^{|R|}$ for the rectangular region set R was used. Here, c_i denotes $(x_i^{\min}, x_i^{\max}, y_i^{\min}, y_i^{\max}) \in \mathbb{R}^4$ as shown in Fig-

⁹https://github.com/utanaka2000/fairseq/tree/japanese_bart_pretrained_model

¹⁰<https://huggingface.co/sonoisa/t5-base-japanese>

¹¹Note that the model constructed for this experiment, shown in Figure 3, is not the proposed model, but a baseline model created according to Murakami et al. (2022a)

ure 3.

Next, we explicitly describe each embedding (Figure 3) as follows:

Token embedding Each token sequence x^* was transformed into an embedding sequence t^* before being fed into the encoder. Here, D denotes the embedding dimension.

Segment embedding The encoder distinguishes the region of each token sequence x^* . For example, for a token sequence x^{des} , we introduced $s^{des} \in \mathbb{R}^D$.

Visual embedding We introduced an image I_i for each rectangular region r_i to incorporate visual information from the LP, such as text color and font. More specifically, the obtained image I_i was resized to 128×32 (width \times height). The CNN-based feature extraction was employed to create visual features $v_i \in \mathbb{R}^D$.

Layout embedding In the LP, the position and size of the letters played crucial roles. We input the layout c_i of a rectangular region r_i into the MLP to obtain $l_i \in \mathbb{R}^D$.

Using the above embeddings, we generated the encoder inputs, as shown in Figure 3. This study investigated the contribution of each type of multi-modal information to the overall performance. We incorporated the following three types of multi-modal information into the model architecture in Figure 3: LP OCR text (lp_ocr; o), LP layout information (lp_layout; l), and LP BBox image features (lp_visual; v).

Model	Overall			HR			EC			Fin			Edu		
	B-4	R-1	Kwd	B-4	R-1	Kwd	B-4	R-1	Kwd	B-4	R-1	Kwd	B-4	R-1	Kwd
BART	14.6	22.8	76.0	21.7	25.3	70.9	12.5	20.1	81.5	12.3	29.2	80.4	9.0	17.1	73.3
T5	13.6	25.6	90.0	18.9	23.9	84.8	12.9	28.6	93.6	12.2	33.5	94.7	6.4	18.5	88.4
+ {o}	17.8	27.5	85.6	23.4	26.4	82.3	15.9	29.6	87.3	18.6	33.9	88.5	10.2	21.8	85.3
+ {o, l}	18.4	25.7	84.4	24.0	25.9	81.4	18.3	26.5	87.3	17.5	31.9	86.1	10.8	19.9	83.7
+ {o, l, v}	16.3	26.0	84.5	19.0	25.2	82.7	17.9	27.5	86.7	19.2	33.0	91.4	8.0	19.7	78.9

Table 5: Results: a **bold** value indicates the best result in each column.

5.3 Evaluation Metrics

To evaluate the generated texts quality, we employed two widely used metrics in ATG (Murakami et al., 2023): BLEU-4 (B-4)¹² (Papineni et al., 2002) and ROUGE-1 (R-1) (Lin, 2004). These metrics assess the similarity between the generated text and reference text based on n -gram overlap. Furthermore, to evaluate the relevance of the LP and the ad text, we used the keyword insertion rate (Kwd) (Mishra et al., 2020), which represents the percentage of cases where the specified keyword is included in the generated text.¹³

5.4 Result

The experimental results are listed in Table 5.¹⁴ First, we examined the performance of BART and T5 to analyze the impact of the pre-trained model type. Overall, we observed a trend in which BART achieved higher scores for B-4, whereas T5 performed better for R-1 and Kwd. However, the industry-wise evaluation results show variation when considering different industries. For example, in the human resources domain, BART outperformed T5 in B-4 and R-1. Hence, it is not possible to determine a universally appropriate pre-trained model, and the selection should be based on a specific evaluation purpose.

We focused on the utility of multi-modal information. Overall, we observed that incorporating additional features such as OCR-processed text (+ {o}) and the LP layout information (+ {o, l}) improved the quality of generated sentences in terms of B-4 and R-1 scores. However, when the LP image features were added (+ {o, l, v}), we observed a decline in the R-1 scores, specifically for EC and Fin domains. One possible explanation for this

performance degradation is that some of the image information may have functioned as noise because the LP Full View was used as is in this experiment. Therefore, it is necessary to develop a model that dynamically selects only information important as an advertisement from LP images and effectively improves the generation quality.

In summary, the evaluation experiments conducted with this benchmark have demonstrated significant performance gaps among ATG models in a variety of industry domains. In addition, the challenge of effectively leveraging multimodal information to improve performance emerged as a focus of future research efforts (in accordance with Design Policy 2). Given that these insights are derived from our dataset (in accordance with **Design Policy 1&2** in §4.1), this experiment demonstrates the utility of the proposed dataset.

6 Looking into the Future

6.1 Data

In this study, we developed a benchmark dataset in Japanese. However, as advertising is relevant worldwide, it is crucial to construct benchmark datasets in other languages. Similar to this study, the most straightforward approach to constructing such datasets is for advertising-related companies to provide advertising data to the research community. However, companies often find it challenging to share such data because of their sensitive nature. Therefore, an important future direction is to explore methodologies for creating advertising data instead of relying solely on sampling real-world delivery data. The challenge in this case would be generating or sampling *user signals*, considering that the ad text can be created by annotators to a certain extent, as demonstrated in our study. Fortunately, when it comes to user signals (i.e., search queries) in search ads, attempts to generate them automatically are relatively feasible because any query is acceptable, even in practical scenarios.

¹²<https://github.com/mjpost/sacrebleu>

¹³Actually, Google Ads recommends to include at least one of advertisement keywords: <https://support.google.com/google-ads/answer/1704392?hl=en>

¹⁴For the evaluation, BLEU was assessed using all four references, whereas R-1 and Kwd were evaluated using one original reference each, as multi-reference evaluation is commonly done for BLEU.

6.2 Evaluation

Task-agnostic metrics such as BLEU and ROUGE have traditionally been used as automatic evaluation metrics for ATG models (Murakami et al., 2023), including those used in our study. However, these conventional metrics have limited correlation with human judgments in various NLG tasks, such as machine translation (Mathur et al., 2020) and summarization (Deutsch et al., 2021). Considering the uncertainty of the reliability of these metrics in the context of ATG, it is crucial to investigate their validity thoroughly. Previously, conducting such meta-evaluations for these metrics was challenging because of the requirements for multiple and diverse system outputs on a shared dataset. However, with the establishment of task specifications and benchmarks in this study, conducting a meta-evaluation in the future would be more feasible. In addition, the quality of an advertisement is determined by a combination of various perspectives (e.g., fluency, diversity, faithfulness, relevance), according to the reports (Murakami et al., 2023). Hence, in the future, it will be essential to incorporate multi-dimensional evaluations (Zhong et al., 2022) to ensure more transparent and interpretable evaluations.

7 Conclusion

In this study, we redefined ATG as a cross-application task and developed the first benchmark dataset. Additionally, through evaluation experiments using this benchmark, we demonstrated that the performance of ATG models varied significantly across different industries. Effectively leveraging multi-modal information poses a challenge for future research. ATG is a promising application of NLP and a critical and complex research area for advancing user-centric language technology. We anticipate that the research infrastructure established in this study will drive the progress and development of ATG technology.

Limitations

As noted in §6.1, one of the limitations of this study is that the dataset is only available in Japanese. In particular, the community should also enjoy benchmark datasets in English that are more accessible to researchers and developers around the world. We hope that advertising-related companies who share our vision of building on common datasets to build

on the technologies in the field of ATG will follow this research and provide public datasets to the community in the future.

References

- Kevin Bartz, Cory Barr, and Adil Aijaz. 2008. Natural language generation for sponsored-search advertisements. In *Proceedings of the 9th ACM Conference on Electronic Commerce, EC '08*, page 1–9. Association for Computing Machinery.
- Hoa Trang Dang. 2005. Overview of duc 2005. In *Proceedings of the 2005 Document Understanding Conference*.
- Daniel Deutsch, Rotem Dror, and Dan Roth. 2021. A statistical analysis of summarization evaluation metrics using resampling methods. *Transactions of the Association for Computational Linguistics*, 9:1132–1146.
- Ogi Djuraskovic. 2022. Google search statistics and facts 2023 (you must know). Technical report, First Site Guide.
- Siyu Duan, Wei Li, Jing Cai, Yancheng He, and Yunfang Wu. 2021. Query-variant advertisement text generation with association knowledge. In *Proceedings of the 30th ACM International Conference on Information & Knowledge Management, CIKM '21*, page 412–421. Association for Computing Machinery.
- Atsushi Fujita, Katsuhiko Ikushima, Satoshi Sato, Ryo Kamite, Ko Ishiyama, and Osamu Tamachi. 2010. Automatic generation of listing ads by reusing promotional texts. In *Proceedings of the 12th International Conference on Electronic Commerce: Roadmap for the Future of Electronic Business, ICEC '10*, page 179–188. Association for Computing Machinery.
- Hiroyuki Fukuda. 2019. Keyword conditional variational autoencoder for advertising headline generation (in japanese). In *The 33rd Annual Conference of the Japanese Society for Artificial Intelligence*, pages 2L4J903–2L4J903.
- Konstantin Golobokov, Junyi Chai, Victor Ye Dong, Mandy Gu, Bingyu Chi, Jie Cao, Yulan Yan, and Yi Liu. 2022. DeepGen: Diverse search ad generation and real-time customization. In *Proceedings of the 2022 Conference on Empirical Methods in Natural Language Processing: System Demonstrations*, pages 191–199, Abu Dhabi, UAE. Association for Computational Linguistics.
- J. Weston Hughes, Keng-hao Chang, and Ruofei Zhang. 2019. Generating better search engine text advertisements with deep reinforcement learning. In *Proceedings of the 25th ACM SIGKDD International Conference on Knowledge Discovery and Data Mining, KDD '19*, page 2269–2277. Association for Computing Machinery.

- Hidetaka Kamigaito, Peinan Zhang, Hiroya Takamura, and Manabu Okumura. 2021. An empirical study of generating texts for search engine advertising. In *Proceedings of the 2021 Conference of the North American Chapter of the Association for Computational Linguistics: Human Language Technologies: Industry Papers*, pages 255–262. Association for Computational Linguistics.
- Yashal Shakti Kanungo, Gyanendra Das, Pooja A, and Sumit Negi. 2022. Cobart: Controlled, optimized, bidirectional and auto-regressive transformer for ad headline generation. In *Proceedings of the 28th ACM SIGKDD Conference on Knowledge Discovery and Data Mining*, KDD '22, page 3127–3136. Association for Computing Machinery.
- Diederik Kingma and Jimmy Ba. 2015. Adam: A Method for Stochastic Optimization. In *Proceedings of the 3rd International Conference on Learning Representations (ICLR 2015)*.
- Mike Lewis, Yinhan Liu, Naman Goyal, Marjan Ghazvininejad, Abdelrahman Mohamed, Omer Levy, Veselin Stoyanov, and Luke Zettlemoyer. 2020. BART: Denoising sequence-to-sequence pre-training for natural language generation, translation, and comprehension. In *Proceedings of the 58th Annual Meeting of the Association for Computational Linguistics*, pages 7871–7880. Association for Computational Linguistics.
- Haonan Li, Yameng Huang, Yeyun Gong, Jian Jiao, Ruofei Zhang, Timothy Baldwin, and Nan Duan. 2022. CULG: Commercial universal language generation. In *Proceedings of the 2022 Conference of the North American Chapter of the Association for Computational Linguistics: Human Language Technologies: Industry Track*, pages 112–120. Association for Computational Linguistics.
- Chin-Yew Lin. 2004. ROUGE: A package for automatic evaluation of summaries. In *Text Summarization Branches Out*, pages 74–81. Association for Computational Linguistics.
- Nitika Mathur, Timothy Baldwin, and Trevor Cohn. 2020. Tangled up in BLEU: Reevaluating the evaluation of automatic machine translation evaluation metrics. In *Proceedings of the 58th Annual Meeting of the Association for Computational Linguistics*, pages 4984–4997. Association for Computational Linguistics.
- Joshua Maynez, Shashi Narayan, Bernd Bohnet, and Ryan McDonald. 2020. On faithfulness and factuality in abstractive summarization. In *Proceedings of the 58th Annual Meeting of the Association for Computational Linguistics*, pages 1906–1919. Association for Computational Linguistics.
- Mary Meeker and Liang Wu. 2018. Internet trends 2018. Technical report.
- Shaunak Mishra, Manisha Verma, Yichao Zhou, Kapil Thadani, and Wei Wang. 2020. Learning to create better ads: Generation and ranking approaches for ad creative refinement. CIKM '20, page 2653–2660. Association for Computing Machinery.
- Soichiro Murakami, Sho Hoshino, and Peinan Zhang. 2023. [Natural language generation for advertising: A survey](#).
- Soichiro Murakami, Sho Hoshino, Peinan Zhang, Hidetaka Kamigaito, and Manabu Takamura, Hiroya and Okumura. 2022a. Lp-to-text: Multimodal ad text generation (in japanese). In *The 28th Annual Conference of the Association for Natural Language Processing*.
- Soichiro Murakami, Peinan Zhang, Sho Hoshino, Hidetaka Kamigaito, Hiroya Takamura, and Manabu Okumura. 2022b. Aspect-based analysis of advertising appeals for search engine advertising. In *Proceedings of the 2022 Conference of the North American Chapter of the Association for Computational Linguistics: Human Language Technologies: Industry Track*, pages 69–78. Association for Computational Linguistics.
- Kishore Papineni, Salim Roukos, Todd Ward, and Wei-Jing Zhu. 2002. [Bleu: a method for automatic evaluation of machine translation](#). In *Proceedings of the 40th Annual Meeting of the Association for Computational Linguistics*, pages 311–318. Association for Computational Linguistics.
- Ankur Parikh, Xuezhi Wang, Sebastian Gehrmann, Manaal Faruqui, Bhuwan Dhingra, Diyi Yang, and Dipanjan Das. 2020. ToTTo: A controlled table-to-text generation dataset. In *Proceedings of the 2020 Conference on Empirical Methods in Natural Language Processing (EMNLP)*, pages 1173–1186. Association for Computational Linguistics.
- Colin Raffel, Noam Shazeer, Adam Roberts, Katherine Lee, Sharan Narang, Michael Matena, Yanqi Zhou, Wei Li, and Peter J. Liu. 2022. Exploring the limits of transfer learning with a unified text-to-text transformer. *The Journal of Machine Learning Research*, 21(1).
- Walter Dill Scott. 1903. *The theory of advertising*. Small, Maynard and Company.
- Ilya Sutskever, Oriol Vinyals, and Quoc V Le. 2014. Sequence to sequence learning with neural networks. In *Advances in Neural Information Processing Systems*, volume 27. Curran Associates, Inc.
- Ryota Tanaka, Kyosuke Nishida, and Sen Yoshida. 2021. Visualmrc: Machine reading comprehension on document images. In *AAAI*.
- Stamatina Thomaidou, Ismini Lourentzou, Panagiotis Katsivelis-Perakis, and Michalis Vazirgiannis. 2013. Automated snippet generation for online advertising. CIKM '13, page 1841–1844. Association for Computing Machinery.

Taifeng Wang, Jiang Bian, Shusen Liu, Yuyu Zhang, and Tie-Yan Liu. 2013. Psychological advertising: Exploring user psychology for click prediction in sponsored search. In *Proceedings of the 19th ACM SIGKDD International Conference on Knowledge Discovery and Data Mining*, KDD '13, page 563–571. Association for Computing Machinery.

Xiting Wang, Xinwei Gu, Jie Cao, Zihua Zhao, Yulan Yan, Bhuvan Middha, and Xing Xie. 2021. Reinforcing pretrained models for generating attractive text advertisements. In *ACM SIGKDD International Conference on Knowledge Discovery and Data Mining (ACM SIGKDD)*.

Penghui Wei, Xuanhua Yang, ShaoGuo Liu, Liang Wang, and Bo Zheng. 2022. CREATER: CTR-driven advertising text generation with controlled pre-training and contrastive fine-tuning. In *Proceedings of the 2022 Conference of the North American Chapter of the Association for Computational Linguistics: Human Language Technologies: Industry Track*, pages 9–17. Association for Computational Linguistics.

Sam Wiseman, Stuart Shieber, and Alexander Rush. 2017. Challenges in data-to-document generation. In *Proceedings of the 2017 Conference on Empirical Methods in Natural Language Processing*, pages 2253–2263. Association for Computational Linguistics.

Brit Youngmann, Elad Yom-Tov, Ran Gilad-Bachrach, and Danny Karmon. 2020. The automated copywriter: Algorithmic rephrasing of health-related advertisements to improve their performance. In *Proceedings of The Web Conference 2020*, WWW '20, page 1366–1377. Association for Computing Machinery.

Chao Zhang, Jingbo Zhou, Xiaoling Zang, Qing Xu, Liang Yin, Xiang He, Lin Liu, Haoyi Xiong, and Dejing Dou. 2021. Chase: Commonsense-enriched advertising on search engine with explicit knowledge. In *Proceedings of the 30th ACM International Conference on Information & Knowledge Management*, CIKM '21, page 4352–4361. Association for Computing Machinery.

Ming Zhong, Yang Liu, Da Yin, Yuning Mao, Yizhu Jiao, Pengfei Liu, Chenguang Zhu, Heng Ji, and Jiawei Han. 2022. Towards a unified multi-dimensional evaluator for text generation. In *Proceedings of the 2022 Conference on Empirical Methods in Natural Language Processing*, pages 2023–2038. Association for Computational Linguistics.

A Annotation Guideline

The main instructions given to the annotators were as follows:

1. Consider the search keyword as the user's intent.

2. Create an advertisement that is consistent with the product/service description in the LP.
3. Ensure that the length of the advertisement is within 15 full-width characters¹⁵.
4. These instructions were provided to guide the annotators in creating the additional reference advertisements.

B Calculation of ratio of novel entities

In this section, we describe the procedure for calculating the ratio of novel entities, that is, entities that appear only on the output side. The target entity types are the following five types: (1) named entities, (2) terms, (3) katakana, (4) time expressions, and (5) numerical expressions. Let x denote the input and y the output ad sentence. Then, a procedure for calculating the ratio of novel entities is described as follows.

1. We perform NFKC normalization and lower-casing for each sentence in x and y .
2. In each instance (x,y) , we perform the following (a)-(c) for each entity type t_i .

(a) We extract entity mentions of type t_i from x and y (we call them $S_x^{(i)}$ and $S_y^{(i)}$, respectively)¹⁶. Regarding time expressions, we perform not only entity mention extraction, but also entity linking (e.g., "decade" and "10 years" are linked to the same time expression entity) thanks to the ja-timex library.

(b) We get novel entity mentions $S_{novel}^{(i)}$ by the following procedure. The following (i) or (ii) is used as the criterion to judge whether a given entity mention is novel or not. (i) In the case of the perfect match criterion (for katakana, time expressions, and numerical expressions): $S_{novel}^{(i)} = S_y^{(i)} / S_x^{(i)}$ (ii) For partial matching criteria (for named entities and terms): if each mentions in $S_y^{(i)}$ is not a full or partial match with any mentions in $S_x^{(i)}$, it

¹⁵This follows the guidelines for headline text in Google Responsive Search Ads (<https://support.google.com/google-ads/answer/12437745>).

¹⁶We use GiNZA in spacy (ja_ginza) for named entities, pytermextract (<http://genssen.dl.itc.u-tokyo.ac.jp/pytermextract>) for term extraction, regular expression for katakana, ja_timex (<https://github.com/yagays/ja-timex>) for time expressions, and pynormalizenumexp (<https://pypi.org/project/pynormalizenumexp>) for numerical expressions.

is judged as a novel entity mention and added to $S_y^{(i)}$. As for named entities and terms, we adopt the partial matching criterion (ii), because there are many cases in which most of the entity mentions are identical, such as "Sendai" and "Sendai-city" in our initial exploration for sampled 100 instances from our dataset.

(c) If $S_y^{(i)}$ is not an empty set, then the ratio of novel entities for type t_i for a given instance is calculated by $|S_{novel}^{(i)}|/|S_y^{(i)}|$.

3. Finally, for each entity type t_i , we compute the macro-averages of the above ratios for the set of instances in which entity mentions of type t_i occur at least once in y .

C Hyperparameters

We present the hyperparameters used during the training of both models in Table 6. For the maximum sequence length in T5, it was set to 712 only for the model using LP bounding box image features (+ {o, l, v}), while all other models were set to 512. Furthermore, early stopping was applied if the loss on the development set deteriorated for 3 consecutive epochs in the case of T5, and 5 consecutive epochs in the case of BART.

Hyperparameters	Values (BART / T5)
Models	japanese_bart_base_2.0 / t5-base-japanese
Optimizer	Adam (Kingma and Ba, 2015)
Learning rate	3e-4
Max epochs	20
Batch size	8
Max length	512 / 712 (T5+{o, l, v} only)

Table 6: Hyperparameters.