

Dissipative WENO stabilization of high-order discontinuous Galerkin methods for hyperbolic problems

Joshua Vedral

*Institute of Applied Mathematics (LS III), TU Dortmund University
Vogelpothsweg 87, D-44227 Dortmund, Germany*

Abstract

We present a new approach to stabilizing high-order Runge-Kutta discontinuous Galerkin (RKDG) schemes using weighted essentially non-oscillatory (WENO) reconstructions in the context of hyperbolic conservation laws. In contrast to RKDG schemes that overwrite finite element solutions with WENO reconstructions, our approach employs the reconstruction-based smoothness sensor presented by Kuzmin and Vedral (*J. Comput. Phys.* 487:112153, 2023) to control the amount of added numerical dissipation. Incorporating a dissipation-based WENO stabilization term into a discontinuous Galerkin (DG) discretization, the proposed methodology achieves high-order accuracy while effectively capturing discontinuities in the solution. As such, our approach offers an attractive alternative to WENO-based slope limiters for DG schemes. The reconstruction procedure that we use performs Hermite interpolation on stencils composed of a mesh cell and its neighboring cells. The amount of numerical dissipation is determined by the relative differences between the partial derivatives of reconstructed candidate polynomials and those of the underlying finite element approximation. The employed smoothness sensor takes all derivatives into account to properly assess the local smoothness of a high-order DG solution. Numerical experiments demonstrate the ability of our scheme to capture discontinuities sharply. Optimal convergence rates are obtained for all polynomial degrees.

Keywords: hyperbolic conservation laws, discontinuous Galerkin methods, WENO reconstruction, smoothness indicator, numerical diffusion, high-order finite elements

1. Introduction

It is well known that the presence of shocks, discontinuities and steep gradients in exact solutions of hyperbolic conservation laws makes the design of accurate and robust numerical approximations a challenging task. Standard finite volume (FV) and finite element (FE) methods produce numerical solutions which converge to wrong weak solutions and introduce either spurious oscillations or excessive dissipation near shocks. To address this issue, stabilized high-resolution numerical methods were

Email address: joshua.vedral@math.tu-dortmund.de (Joshua Vedral)

introduced to capture sharp features and discontinuities accurately. Many representatives of such schemes are based on the *essentially non-oscillatory* (ENO) paradigm introduced by Harten et al. [17]. The key idea is to select the smoothest polynomial from a set of candidate polynomials which are constructed using information from neighboring elements. By employing a weighted combination of all polynomial approximations, Liu et al. [36] introduced the framework of weighted ENO (WENO) schemes which allows for better representation of steep gradients, offering more accurate solutions in the presence of shocks and discontinuities. The seminal paper by Jiang and Shu [24] introduced a fifth-order WENO scheme using a new measurement of the solution smoothness.

More recently, numerous variants of the original WENO methodology have been developed. A significant finding in [20] revealed that the WENO scheme introduced in [24] may encounter accuracy issues when the solution comprises critical points. For instance, the fifth-order scheme presented in [24] degrades to third order in the vicinity of smooth extrema. To address this concern, a mapping function was proposed to correct the weights, resulting in the WENO-M schemes [20]. Moreover, central WENO (CWENO) schemes [32, 33, 45] were introduced by splitting the reconstruction stencil into a central stencil and a WENO stencil. The contributions of both stencils are blended using suitable weights. The so-called WENO-Z schemes [1, 3, 57] reduce the dissipative error by using a linear combination of existing low-order smoothness indicators to construct a new high-order one.

Qiu and Shu [48] applied the WENO framework to Runge-Kutta discontinuous Galerkin (RKDG) methods by introducing a limiter based on WENO reconstructions. They further investigated the use of Hermite WENO (HWENO) schemes as limiters for RKDG schemes in one [46] and two [47] dimensions. An extension to unstructured grids was presented by Zhu and Qiu [68]. To account for the local properties of DG schemes, Zhong and Shu [67] developed a limiter which uses information only from immediate neighboring elements. Their idea of reconstructing the entire polynomial instead of reconstructing point values was adopted by Zhu et al. for structured [69] and unstructured [70] grids. The simplified limiter presented by Zhang and Shu [61] makes it possible to construct uniformly high-order accurate FV and DG schemes satisfying a strict maximum principle for scalar conservation laws on rectangular meshes. Their approach was later generalized to positivity preserving schemes for the compressible Euler equations of gas dynamics on rectangular [62] and triangular [64] meshes. An overview of existing DG-WENO methods can be found, e.g., in [51, 63].

The use of WENO reconstructions as limiters is clearly not an option for continuous Galerkin (CG) methods. To our best knowledge, the first successful attempt to construct WENO-based stabilization in the CG setting was recently made in [29]. Instead of overwriting polynomial solutions with WENO reconstructions, the approach proposed in [29] uses a reconstruction-based smoothness sensor to adaptively blend the numerical viscosity operators of high- and low-order stabilization terms.

In this work, we extend the methodology developed in [29] to DG methods and hyperbolic systems. Building upon the standard DG scheme, we introduce a nonlinear stabilization technique that incorporates low-order dissipation in the vicinity of discontinuities. The smoothness sensor developed in [29] is employed to control the amount of added diffusion. The resulting scheme achieves high-order accuracy while effectively capturing discontinuities in the solution. Moreover, the stabilized space discretization corresponds to a consistent weighted residual formulation of the problem at hand.

In the next section, we provide a review of standard RKDG methods. Section 3 introduces the

dissipation-based nonlinear stabilization technique. The WENO-based smoothness sensor is presented in Section 4. To assess the performance of the proposed methodology, we perform a series of numerical experiments in Section 5. The paper ends with concluding remarks in Section 6.

2. Standard RKDG methods

Let $U(\mathbf{x}, t) \in \mathbb{R}^m$, $m \in \mathbb{N}$ be the vector of conserved quantities at the space location $\mathbf{x} \in \bar{\Omega}$ and time instant $t \geq 0$. We consider the initial value problem

$$\frac{\partial U}{\partial t} + \nabla \cdot \mathbf{F}(U) = 0 \quad \text{in } \Omega \times \mathbb{R}_+, \quad (1a)$$

$$U(\cdot, 0) = U_0 \quad \text{in } \Omega, \quad (1b)$$

where $\Omega \in \mathbb{R}^d$, $d \in \{1, 2, 3\}$ is a Lipschitz domain, $\mathbf{F}(U) \in \mathbb{R}^{m \times d}$ is the flux function and $U_0 \in \mathbb{R}^m$ is the initial datum. In the scalar ($m = 1$) case, boundary conditions are imposed weakly at the inlet $\partial\Omega_- = \{\mathbf{x} \in \partial\Omega : \mathbf{v} \cdot \mathbf{n} < 0\}$ of the domain. Here, $\mathbf{v}(\mathbf{x}, t) = \mathbf{F}'(U(\mathbf{x}, t))$ is a velocity field and \mathbf{n} denotes the unit outward normal to the boundary of the domain. For hyperbolic systems ($m > 1$), appropriate boundary conditions (see, e.g., [11]) need to be imposed.

Let $\mathcal{T}_h = \{K_1, \dots, K_{E_h}\}$ be a decomposition of the domain Ω into non-overlapping elements K_e , $e = 1, \dots, E_h$. To discretize (1) in space, we use the standard discontinuous Galerkin finite element space

$$\mathbb{V}_p(\mathcal{T}_h) = \{v_h \in L^2(\Omega) : v_h|_{K_e} \in \mathbb{V}_p(K_e) \forall K_e \in \mathcal{T}_h\}, \quad (2)$$

where $\mathbb{V}_p(K_e) \in \{\mathbb{P}_p(K_e), \mathbb{Q}_p(K_e)\}$ is the space spanned by polynomials of degree p . We seek an approximate solution $U_h^e \in \mathbb{V}_p(K_e)$ of the form

$$U_h^e(\mathbf{x}, t) := U_h(\mathbf{x}, t)|_{K_e} = \sum_{j=1}^{N_e} U_j(t) \varphi_j(\mathbf{x}), \quad \mathbf{x} \in K_e, \quad t \in [0, T], \quad (3)$$

where φ_j , $j = 1, \dots, N_e$ are finite element basis functions. We remark that our methodology does not rely on a particular choice of basis functions. Popular choices include, e.g., Lagrange, Bernstein or Legendre-Gauss-Lobatto polynomials.

Inserting (3) into (1a), multiplying by a sufficiently smooth test function W_h and applying integration by parts yields the local weak formulation

$$\int_{K_e} W_h \cdot \frac{\partial U_h^e}{\partial t} d\mathbf{x} - \int_{K_e} \nabla W_h \cdot \mathbf{F}(U_h^e) d\mathbf{x} + \int_{\partial K_e} W_h \cdot \mathbf{F}(U_h^e) \cdot \mathbf{n}_e ds = 0. \quad (4)$$

The DG solution U_h is generally discontinuous across element interfaces. The one-sided limits

$$U_h^{e,\pm}(\mathbf{x}, t) := \lim_{\varepsilon \rightarrow \pm 0} U_h(\mathbf{x} + \varepsilon \mathbf{n}_e, t), \quad \mathbf{x} \in \partial K_e \quad (5)$$

are used to construct an approximation $\mathcal{H}(U_h^{e,-}, U_h^{e,+}, \mathbf{n}_e)$ to $\mathbf{F}(U_h^e) \cdot \mathbf{n}_e$. A numerical flux function $\mathcal{H}(U_L, U_R, \mathbf{n})$ must provide consistency

$$\mathcal{H}(U, U, \mathbf{n}) = \mathbf{F}(U) \cdot \mathbf{n} \quad (6)$$

and conservation

$$\mathcal{H}(U, V, \mathbf{n}) = -\mathcal{H}(V, U, -\mathbf{n}). \quad (7)$$

For scalar problems, we employ solely the local Lax-Friedrichs numerical flux

$$\mathcal{H}_{LLF}(U_h^{e,-}, U_h^{e,+}, \mathbf{n}_e) = \mathbf{n}_e \cdot \frac{\mathbf{F}(U_h^{e,-}) + \mathbf{F}(U_h^{e,+})}{2} - \frac{1}{2}s^+(U_h^{e,+} - U_h^{e,-}), \quad (8)$$

where s^+ is the maximum wave speed of the 1D Riemann problem in the normal direction \mathbf{n}_e , i.e.,

$$s^+ = \max_{\omega \in [0,1]} |\mathbf{F}'(\omega U_h^{e,-} + (1-\omega)U_h^{e,+}) \cdot \mathbf{n}_e|. \quad (9)$$

For systems, we use the Harten-Lax-van Leer (HLL) [18] Riemann solver

$$\mathcal{H}_{HLL}(U_h^{e,-}, U_h^{e,+}, \mathbf{n}_e) = \begin{cases} \mathbf{F}(U_h^{e,-}) & \text{if } 0 < s^-, \\ \frac{-s^- \mathbf{F}(U_h^{e,+}) + s^+ \mathbf{F}(U_h^{e,-}) + s^- s^+ (U_h^{e,+} - U_h^{e,-})}{s^+ - s^-} & \text{if } s^- < 0 < s^+, \\ \mathbf{F}(U_h^{e,+}) & \text{if } s^+ < 0. \end{cases} \quad (10)$$

Bounds for the minimum and maximum wave speeds are given by [5]

$$s^- = \min\{\mathbf{v}^- \cdot \mathbf{n}_e - a^-, \mathbf{v}^+ \cdot \mathbf{n}_e - a^+\}, \quad s^+ = \max\{\mathbf{v}^- \cdot \mathbf{n}_e + a^-, \mathbf{v}^+ \cdot \mathbf{n}_e + a^+\}, \quad (11)$$

where \mathbf{v}^\pm denotes the fluid velocity and a^\pm is the speed of sound. Further wave speed estimates can be found, e.g., in [7, 55].

Remark 1. Many stabilized RKDG schemes employ upwind fluxes or the (local) Lax-Friedrichs flux. While the choice of the numerical flux function is important for piecewise constant approximations, it has little influence on the quality of high-order DG methods [14].

By inserting a numerical flux $\mathcal{H}(U_h^{e,-}, U_h^{e,+}, \mathbf{n}_e)$ into (4) and replacing W_h with φ_i^e , we obtain a system of N_e semi-discrete equations

$$\int_{K_e} \varphi_i^e \cdot \frac{\partial U_h^e}{\partial t} d\mathbf{x} = \int_{K_e} \nabla \varphi_i^e \cdot \mathbf{F}(U_h^e) d\mathbf{x} - \int_{\partial K_e} \varphi_i^e \cdot \mathcal{H}(U_h^{e,-}, U_h^{e,+}, \mathbf{n}_e) ds, \quad (12)$$

which can be written in matrix form as

$$M \frac{dU}{dt} = R(U), \quad (13)$$

where $M = (m_{ij})$ denotes the mass matrix, U is the vector of degrees of freedom and $R(U)$ is the residual vector.

The numerical solution is evolved in time using the optimal third-order strong stability preserving (SSP) Runge-Kutta method [10]

$$\begin{aligned} U^{(1)} &= U^n + \Delta t M^{-1} R(U^n), \\ U^{(2)} &= \frac{3}{4} U^n + \frac{1}{4} U^{(1)} + \frac{1}{4} \Delta t M^{-1} R(U^{(1)}), \\ U^{(n+1)} &= \frac{1}{3} U^n + \frac{2}{3} U^{(2)} + \frac{2}{3} \Delta t M^{-1} R(U^{(2)}), \end{aligned} \quad (14)$$

unless stated otherwise.

3. Dissipation-based nonlinear stabilization

The RKDG scheme maintains numerical stability in applications to initial value problems that involve smooth solutions or weak shocks. While the semi-discrete scheme satisfies a cell entropy inequality [23] and, therefore, provides L^2 stability in the scalar case [4], it still tends to generate significant oscillations in the presence of strong discontinuities.

To address this issue, we introduce artificial diffusion near shocks which effectively dampens the spurious oscillations, ensures stability and improves the accuracy of the RKDG scheme. By incorporating a local stabilization operator $s_h^e(U_h^e, \varphi_i^e)$ into the weak formulation (12), the general form of a stabilized scheme can be written as

$$\int_{K_e} \varphi_i^e \cdot \frac{\partial U_h^e}{\partial t} \, d\mathbf{x} + s_h^e(U_h^e, \varphi_i^e) = \int_{K_e} \nabla \varphi_i^e \cdot \mathbf{F}(U_h^e) \, d\mathbf{x} - \int_{\partial K_e} \varphi_i^e \cdot \mathcal{H}(U_h^{e,-}, U_h^{e,+}, \mathbf{n}_e) \, ds. \quad (15)$$

Since piecewise-constant (DG- \mathbb{P}_0) approximations naturally introduce sufficient diffusion to ensure numerical stability, a straightforward and practical approach is to add isotropic artificial diffusion throughout the computational domain. In this context, the corresponding low-order nonlinear stabilization operator reads

$$s_h^{e,L}(U_h^e, \varphi_i^e) = \nu_e \int_{K_e} \nabla \varphi_i^e \cdot \nabla U_h^e \, d\mathbf{x}, \quad (16)$$

where ν_e is the viscosity parameter given by

$$\nu_e = \frac{\lambda_e h_e}{2p}. \quad (17)$$

Here, $\lambda_e = \|\mathbf{F}'(U_h^e)\|_{L^\infty(K_e)}$ denotes the maximum wave speed and h_e is the local mesh size.

To apply stabilization only in regions with discontinuities, a shock detector $\gamma_e \in [0, 1]$ is introduced to control the amount of added diffusion. In our numerical experiments, we use the adaptive nonlinear stabilization operator

$$s_h^{e,A}(U_h^e, \varphi_i^e) = \gamma_e \nu_e \int_{K_e} \nabla \varphi_i^e \cdot \nabla U_h^e \, d\mathbf{x}. \quad (18)$$

Until now, the employed stabilization technique is completely independent of the WENO framework. The accuracy and stability of the resulting scheme depend solely on the definition of the smoothness indicator γ_e , which we give in the next section.

Remark 2. In contrast to the postprocessing nature of standard WENO-based RKDG schemes, in which the numerical solution is overwritten by WENO reconstructions, our stabilization technique is directly integrated into the semi-discrete problem. This incorporation is akin to standard shock-capturing schemes, which makes our stabilization technique well suited for further modifications, such as flux limiting [27, 28, 50].

Remark 3. The stabilized continuous Galerkin (CG) version presented in [29] adaptively blends the numerical viscosity operators of low- and high-order stabilization terms. However, the purpose of employing high-order linear stabilization in [29] was primarily to obtain optimal convergence rates for problems with smooth exact solutions. Given the inherent properties of DG methods, our scheme does not require the incorporation of high-order linear stabilization. Instead, it relies solely on the low-order nonlinear stabilization operator (18) equipped with an appropriate shock detector γ_e .

4. WENO-based smoothness sensor

A well-designed shock-capturing method for DG discretizations of hyperbolic problems should suppress spurious oscillations in a manner that preserves high-order accuracy in smooth regions. To meet this requirement, the use of nonlinear stabilization is commonly restricted to cells that are identified as ‘troubled’ by smoothness sensors. Alongside traditional shock detectors that rely on measures such as entropy [12, 25, 40], total variation and slope [6, 15, 16, 19, 22, 49] or residual [41, 54] of a finite element approximation, remarkable progress has been made in the development of smoothness sensors based on the WENO methodology [21, 34, 43, 56, 58, 65, 66]. Building upon these advances, we present a smoothness sensor that aligns with the principles of WENO-based shock detection.

Let $U_h^{e,*}$ denote a WENO reconstruction. We equip our stabilization operator (18) with the smoothness sensor [29]

$$\gamma_e = \min \left(1, \frac{\|U_h^e - U_h^{e,*}\|_e}{\|U_h^e\|_e} \right)^q, \quad (19)$$

where $q \geq 1$ allows for tuning the sensitivity of the relative difference between U_h^e and $U_h^{e,*}$. To accurately evaluate the smoothness of the numerical solution, we use the scaled Sobolev semi-norm [8, 24]

$$\|v\|_e = \left(\sum_{1 \leq |\mathbf{k}| \leq p} h_e^{2|\mathbf{k}|-d} \int_{K_e} |D^{\mathbf{k}}v|^2 \, d\mathbf{x} \right)^{1/2} \quad \forall v \in H^p(K_e), \quad (20)$$

where $\mathbf{k} = (k_1, \dots, k_d)$ is the multiindex of the partial derivative

$$D^{\mathbf{k}}v = \frac{\partial^{|\mathbf{k}|}v}{\partial x_1^{k_1} \dots \partial x_d^{k_d}}, \quad |\mathbf{k}| = k_1 + \dots + k_d. \quad (21)$$

Jiang and Shu [24] and Friedrich [8] measured the smoothness of candidate polynomials using derivative-based metrics of the form $\|\cdot\|_e^q$, $q \in \{1, 2\}$. In this context, our smoothness sensor shares similarities with existing WENO-based shock sensors [21, 43, 56, 66].

Remark 4. We modify the smoothness sensor (19) by setting it to zero if the relative difference between the numerical solution and the WENO reconstruction is smaller than a prescribed tolerance. Thus, we effectively avoid introducing unnecessary numerical dissipation in smooth regions, thereby enhancing overall accuracy. A generalized version of the smoothness indicator (19) is given by

$$\gamma_e^b = \begin{cases} \gamma_e & \text{if } \frac{\|U_h^e - U_h^{e,*}\|_e}{\|U_h^e\|_e} \geq b, \\ 0 & \text{otherwise,} \end{cases} \quad (22)$$

where $b \in [0, 1]$ is the threshold for activating numerical dissipation. We recover the smoothness sensor (19) by using $b = 0$.

We complete the description of our smoothness sensor by discussing the WENO reconstruction polynomial $U_h^{e,*}$. Exploiting the local nature of standard DG schemes, we follow the Hermite WENO (HWENO) approach introduced by Qiu and Shu [46]. Various extensions of the HWENO method can be found in the literature (see, e.g., [35, 38, 39, 46, 60, 68, 70]). By incorporating information about the derivatives, HWENO schemes allow for a more accurate representation of the solution, especially in the presence of discontinuities and sharp gradients. The weights assigned to candidate polynomials are determined based on smoothness indicators, with larger weights given to less oscillatory polynomials. This weighting strategy effectively reduces numerical oscillations and improves the overall accuracy of the solution. An adaptive HWENO reconstruction can be written as

$$U_h^{e,*} = \sum_{l=0}^{m_e} \omega_l^e U_{h,l}^e \in \mathbb{P}_p(K_e), \quad (23)$$

where ω_l^e and $U_{h,l}^e$, $l = 0, \dots, m_e$ denote nonlinear weights and Hermite candidate polynomials, respectively.

We remark that the main contribution of our work is not the construction of $U_h^{e,*}$ but the way in which we use $U_h^{e,*}$ to stabilize the underlying RKDG scheme. Therefore, we omit the details of the HWENO reconstruction procedure employed in this work. For a detailed description of this procedure, we refer the reader to [29, Sec. 5].

5. Numerical examples

To assess the properties of the WENO-based stabilization procedure, we conduct a series of numerical experiments involving both linear and nonlinear scalar test problems, as well as the compressible Euler equations of gas dynamics. Our objective is to demonstrate the optimal convergence behavior of our method for smooth problems, its superb shock-capturing capabilities, and its ability to converge to

correct entropy solutions in the nonlinear case. Throughout the numerical experiments, we utilize Lagrange basis functions of polynomial order $p \in \{1, 2, 3\}$. We set $q = 1$ in (19). Numerical solutions are evolved in time using the third-order explicit SSP Runge-Kutta scheme (14), unless stated otherwise. For clarity, we assign the following labels to the methods under investigation:

DG	discontinuous Galerkin method without any stabilization;
LO	DG + linear low-order stabilization, i.e., using $s_h^{e,L}$ defined by (16);
WENO	DG + nonlinear stabilization, i.e., using $s_h^{e,A}$ defined by (18).

We measure the experimental order of convergence (EOC) using [31, 37]

$$p^{EOC} = \log \left(\frac{E_1(h_2)}{E_1(h_1)} \right) \log \left(\frac{h_2}{h_1} \right)^{-1}, \quad (24)$$

where $E_1(h_1)$ and $E_1(h_2)$ are the L^1 errors on two meshes of mesh size h_1 and h_2 , respectively. The implementation of all schemes is based on the open-source C++ library MFEM [2, 42]. For visualization purposes, numerical solutions to two-dimensional problems are L^2 -projected into the same-order space of continuous functions. The corresponding results are visualized using the open source C++ software GLVis [9].

5.1. One-dimensional linear advection with constant velocity

To begin, we consider the one-dimensional linear transport problem

$$\frac{\partial u}{\partial t} + v \frac{\partial u}{\partial x} = 0 \quad \text{in } \Omega = (0, 1) \quad (25)$$

with constant velocity $v = 1$ and periodic boundary conditions. To assess the convergence properties of our scheme, we evolve the smooth initial condition

$$u_0(x) = \cos(2\pi(x - 0.5)) \quad (26)$$

up to the final time $t = 1.0$ using SSP Runge-Kutta methods of order $p + 1$. Table 1 shows the L^1 errors and EOCs for Lagrange finite elements of order $p \in \{1, 2, 3\}$. Both the DG and the WENO scheme deliver the optimal L^1 convergence rates, i.e., $\text{EOC} \approx p + 1$. Notably, we observe that the error of the WENO scheme converges towards the Galerkin error as the mesh is refined. In contrast, the LO scheme achieves only first-order accuracy because numerical dissipation is introduced throughout the domain.

To test the robustness of our scheme, we solve (25) using the initial condition

$$u_0(x) = \begin{cases} 1 & \text{if } 0.15 \leq x \leq 0.45, \\ \left[\cos \left(\frac{10\pi}{3}(x - 0.7) \right) \right]^2 & \text{if } 0.55 < x < 0.85, \\ 0 & \text{otherwise,} \end{cases} \quad (27)$$

DG		LO		WENO		
E_h	$\ u_h - u_{\text{exact}}\ _{L^1}$	EOC	$\ u_h - u_{\text{exact}}\ _{L^1}$	EOC	$\ u_h - u_{\text{exact}}\ _{L^1}$	EOC
16	7.28e-03	–	2.97e-01	–	6.25e-02	–
32	1.67e-03	2.13	1.70e-01	0.80	1.50e-02	2.06
64	3.97e-04	2.07	9.14e-02	0.90	2.13e-03	2.82
128	9.69e-05	2.04	4.75e-02	0.95	1.78e-04	3.58
256	2.39e-05	2.02	2.42e-02	0.97	2.48e-05	2.84
512	5.95e-06	2.01	1.22e-02	0.99	5.96e-06	2.06
1024	1.48e-06	2.00	6.13e-03	0.99	1.48e-06	2.01
2048	3.70e-07	2.00	3.07e-03	1.00	3.70e-07	2.00

(a) $p = 1$

DG		LO		WENO		
E_h	$\ u_h - u_{\text{exact}}\ _{L^1}$	EOC	$\ u_h - u_{\text{exact}}\ _{L^1}$	EOC	$\ u_h - u_{\text{exact}}\ _{L^1}$	EOC
16	1.59e-04	–	2.41e-01	–	1.25e-03	–
32	1.95e-05	3.02	1.35e-01	0.84	1.24e-04	3.33
64	2.43e-06	3.01	7.14e-02	0.92	6.79e-06	4.19
128	3.03e-07	3.00	3.67e-02	0.96	3.79e-07	4.16
256	3.78e-08	3.00	1.86e-02	0.98	4.38e-08	3.11
512	4.73e-09	3.00	9.39e-03	0.99	5.47e-09	3.00
1024	5.91e-10	3.00	4.71e-03	0.99	6.84e-10	3.00
2048	7.40e-11	3.00	2.36e-03	1.00	8.59e-11	2.99

(b) $p = 2$

DG		LO		WENO		
E_h	$\ u_h - u_{\text{exact}}\ _{L^1}$	EOC	$\ u_h - u_{\text{exact}}\ _{L^1}$	EOC	$\ u_h - u_{\text{exact}}\ _{L^1}$	EOC
16	3.86e-06	–	1.84e-01	–	2.09e-04	–
32	2.40e-07	4.01	1.00e-01	0.88	2.17e-05	3.27
64	1.50e-08	4.00	5.21e-02	0.94	1.63e-07	7.06
128	9.35e-10	4.00	2.66e-02	0.97	7.03e-09	4.54
256	5.85e-11	4.00	1.34e-02	0.98	3.08e-10	4.51
512	3.83e-12	3.93	6.76e-03	0.99	4.05e-11	4.08

(c) $p = 3$

Table 1: One-dimensional linear advection with constant velocity, grid convergence history for finite elements of degree $p \in \{1, 2, 3\}$.

consisting of a discontinuous and an infinitely differentiable smooth profile.

We run the numerical simulations up to the final time $t = 1.0$ using $E_h = 128$ elements. The results are shown in Figs 1a-1c. As expected, the DG solutions display spurious oscillations near the discontinuities, while the solutions obtained with the LO method suffer from excessive numerical dissipation, resulting in reduced accuracy. The WENO solutions provide a sharp representation of the

discontinuities without any apparent over- or undershoots. However, it is worth noting that for linear finite elements a peak clipping effect can be observed in the smooth profile.

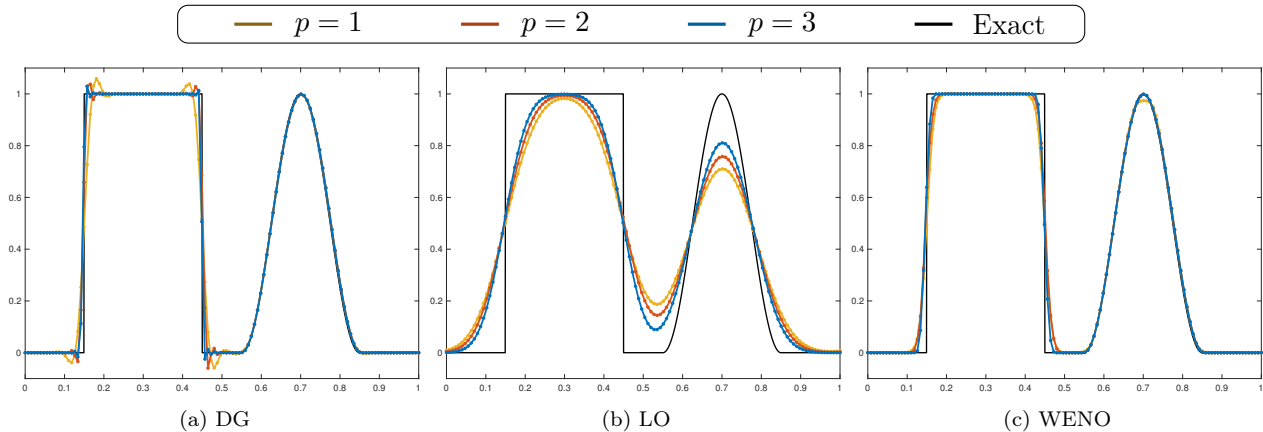


Figure 1: One-dimensional linear advection with constant velocity, numerical solutions at $t = 1.0$ obtained using $E_h = 128$ and $p \in \{1, 2, 3\}$.

5.2. One-dimensional inviscid Burgers equation

The first nonlinear problem we consider is the one-dimensional inviscid Burgers equation

$$\frac{\partial u}{\partial t} + \frac{\partial(u^2/2)}{\partial x} = 0 \quad \text{in } \Omega = (0, 1). \quad (28)$$

The initial condition

$$u_0(x) = \sin(2\pi x) \quad (29)$$

remains smooth up to the critical time $t_c = \frac{1}{2\pi}$ of shock formation. Thus, we perform grid convergence studies at the time $t = 0.1$ for which the exact solution remains sufficiently smooth. The results are shown in Table 2. Similarly to the case of linear advection, both the DG and the WENO scheme yield optimal convergence rates. Once more, the WENO error converges to the Galerkin error. The numerical solutions obtained with the LO method maintain first-order accuracy in the nonlinear case.

To investigate the shock behavior for nonlinear problems, we extend the final time to $t = 1.0$ after the shock has formed. For our numerical simulations, we employ finite elements of degree $p \in \{1, 2, 3\}$ on $E_h = 128$ elements. The results obtained with the LO scheme and the WENO scheme are shown in Figs 2a and 2b, respectively. Due to the self-steepening nature of shocks, the LO scheme exhibits reduced diffusion. Interestingly, there are no observable differences between the solutions obtained using different polynomial degrees. This finding is consistent with the results reported in [29].

DG		LO		WENO		
E_h	$\ u_h - u_{\text{exact}}\ _{L^1}$	EOC	$\ u_h - u_{\text{exact}}\ _{L^1}$	EOC	$\ u_h - u_{\text{exact}}\ _{L^1}$	EOC
16	8.59e-03	–	4.61e-02	–	1.30e-02	–
32	2.07e-03	2.06	2.45e-02	0.91	3.31e-03	1.97
64	5.17e-04	2.00	1.27e-02	0.94	7.37e-04	2.17
128	1.32e-04	1.97	6.50e-03	0.97	1.36e-04	2.44
256	3.36e-05	1.98	3.28e-03	0.99	3.36e-05	2.01
512	8.49e-06	1.98	1.65e-03	0.99	8.49e-06	1.98
1024	2.14e-06	1.99	8.26e-04	1.00	2.14e-06	1.99
2048	5.36e-07	1.99	4.13e-04	1.00	5.36e-07	1.99

(a) $p = 1$

DG		LO		WENO		
N_h	$\ u_h - u_{\text{exact}}\ _{L^1}$	EOC	$\ u_h - u_{\text{exact}}\ _{L^1}$	EOC	$\ u_h - u_{\text{exact}}\ _{L^1}$	EOC
16	3.52e-04	–	4.39e-02	–	5.73e-04	–
32	9.34e-05	1.92	2.35e-02	0.90	1.44e-04	1.99
64	1.21e-05	2.95	1.25e-02	0.92	1.44e-05	3.33
128	1.54e-06	2.97	6.44e-03	0.95	1.53e-06	3.23
256	1.95e-07	2.98	3.27e-03	0.98	1.97e-07	2.96
512	2.47e-08	2.98	1.65e-03	0.99	2.50e-08	2.98
1024	3.11e-09	2.99	8.26e-04	1.00	3.16e-09	2.98
2048	3.91e-10	2.99	4.13e-04	1.00	3.97e-10	2.99

(b) $p = 2$

DG		LO		WENO		
N_h	$\ u_h - u_{\text{exact}}\ _{L^1}$	EOC	$\ u_h - u_{\text{exact}}\ _{L^1}$	EOC	$\ u_h - u_{\text{exact}}\ _{L^1}$	EOC
16	1.28e-04	–	3.10e-02	–	8.88e-03	–
32	8.65e-06	3.89	1.59e-02	0.96	1.80e-03	2.30
64	5.10e-07	4.08	8.17e-03	0.96	1.27e-06	10.47
128	3.22e-08	3.99	4.16e-03	0.97	4.34e-08	4.88
256	2.04e-09	3.98	2.10e-03	0.99	2.71e-09	4.00
512	1.30e-10	3.98	1.05e-03	0.99	1.75e-10	3.95

(c) $p = 3$

Table 2: One-dimensional Burgers equation, grid convergence history for finite elements of degree $p \in \{1, 2, 3\}$.

5.3. Two-dimensional solid body rotation

Next, we consider LeVeque’s solid body rotation benchmark [31]. We solve the transport problem

$$\frac{\partial u}{\partial t} + \nabla \cdot (\mathbf{v}u) = 0 \quad \text{in } \Omega = (0, 1)^2 \quad (30)$$

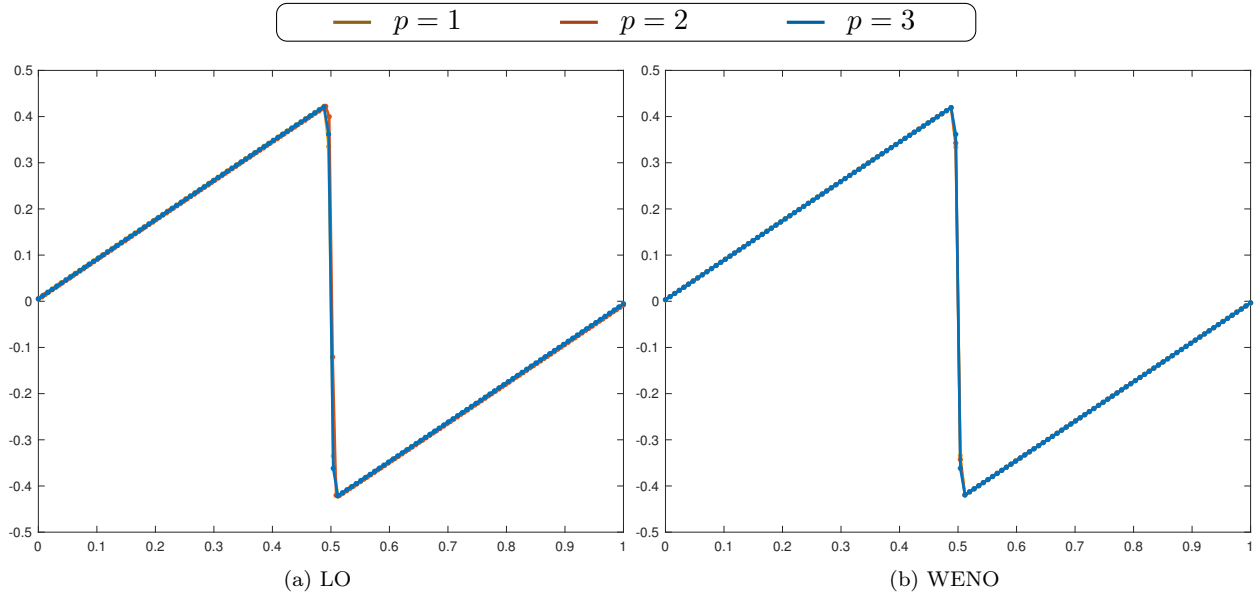


Figure 2: One-dimensional Burgers equation, numerical solutions at $t = 1.0$ obtained using $E_h = 128$ and $p \in \{1, 2, 3\}$.

with the divergence-free velocity field $\mathbf{v}(x, y) = 2\pi(0.5 - y, x - 0.5)$. In this two-dimensional test problem, a smooth hump, a sharp cone and a slotted cylinder are rotated around the center of the domain. After each revolution ($t = 2\pi r$, $r \in \mathbb{N}$) the exact solution corresponds to the initial condition given by

$$u_0(x, y) = \begin{cases} u_0^{\text{hump}}(x, y) & \text{if } \sqrt{(x - 0.25)^2 + (y - 0.5)^2} \leq 0.15, \\ u_0^{\text{cone}}(x, y) & \text{if } \sqrt{(x - 0.5)^2 + (y - 0.25)^2} \leq 0.15, \\ 1 & \text{if } \left(\sqrt{(x - 0.5)^2 + (y - 0.75)^2} \leq 0.15 \right) \wedge \\ & (|x - 0.5| \geq 0.025 \vee y \geq 0.85), \\ 0 & \text{otherwise,} \end{cases} \quad (31)$$

where

$$u_0^{\text{hump}}(x, y) = \frac{1}{4} + \frac{1}{4} \cos\left(\frac{\pi \sqrt{(x - 0.25)^2 + (y - 0.5)^2}}{0.15}\right),$$

$$u_0^{\text{cone}}(x, y) = 1 - \frac{\sqrt{(x - 0.5)^2 + (y - 0.25)^2}}{0.15}.$$

We perform numerical computations up to the final time $t = 1.0$ on a uniform quadrilateral mesh using $E_h = 128^2$ elements and $p = 2$. Similarly to the one-dimensional scalar test problems, the DG solution, as presented in Fig. 3a, exhibits over- and undershoots near discontinuities, while solutions obtained with the LO scheme suffer from significant numerical dissipation; see Fig. 3b. In fact, the LO scheme fails to reproduce the geometric features of the initial condition accurately. Contrary to that,

the WENO scheme effectively suppresses oscillations near discontinuities and accurately preserves the structure of all rotating objects; see Fig. 3c.

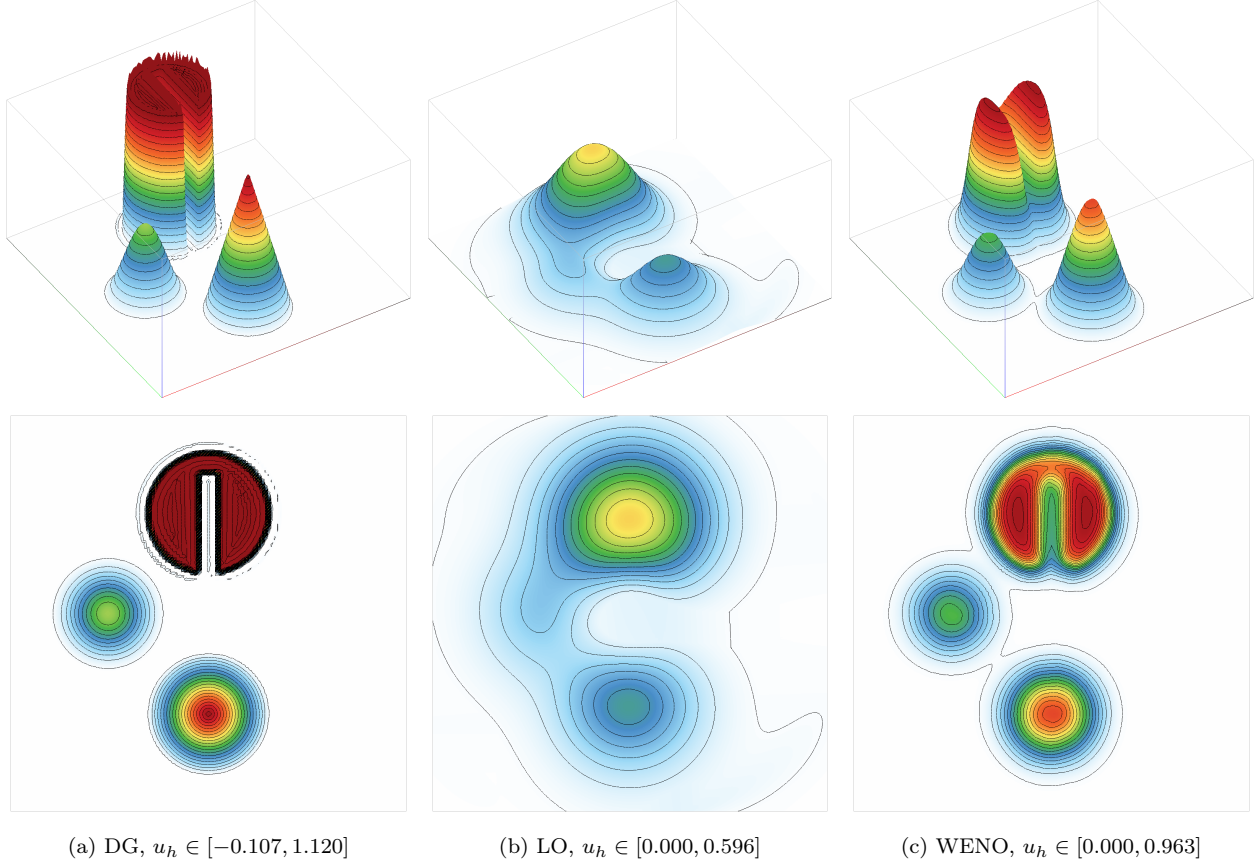


Figure 3: Solid body rotation, numerical solutions at $t = 1.0$ obtained using $E_h = 128^2$ and $p = 2$.

5.4. Two-dimensional KPP problem

We investigate the entropy stability properties of our scheme using the two-dimensional KPP problem [26]. In this example, we solve

$$\frac{\partial u}{\partial t} + \nabla \cdot \mathbf{f}(u) = 0, \quad (32)$$

where the nonconvex flux function is given by

$$\mathbf{f}(u) = (\sin(u), \cos(u)). \quad (33)$$

The computational domain is $\Omega = (-2, 2) \times (-2.5, 1.5)$. The main challenge of this test problem lies in the potential convergence to incorrect weak solutions instead of the entropy solution, which exhibits

a rotational wave structure. The initial condition is given by

$$u_0(x, y) = \begin{cases} \frac{7\pi}{2} & \text{if } \sqrt{x^2 + y^2} \leq 1, \\ \frac{\pi}{4} & \text{otherwise.} \end{cases} \quad (34)$$

Once again, we perform numerical simulations up to the final time $t = 1.0$ on a uniform quadrilateral mesh using $E_h = 128^2$ elements and $p = 2$. The global upper bound for the maximum speed required to compute the viscosity parameter ν_e in (17) is $\lambda_e = 1.0$. More accurate bounds can be found in [13]. Unlike the WENO-based stabilization approach applied to continuous finite elements in [29], we do not modify the WENO parameters for this particular test problem.

Fig. 4a shows that the DG solution suffers from excessive oscillations and converges to an entropy-violating solution. Contrary to that, both the LO scheme and the WENO scheme converge to the correct entropy solution. The numerical solutions produced by these schemes are shown in Figs 4b and 4c, respectively. The WENO result is less diffusive, capturing shocks more sharply than the solution obtained using the LO scheme.

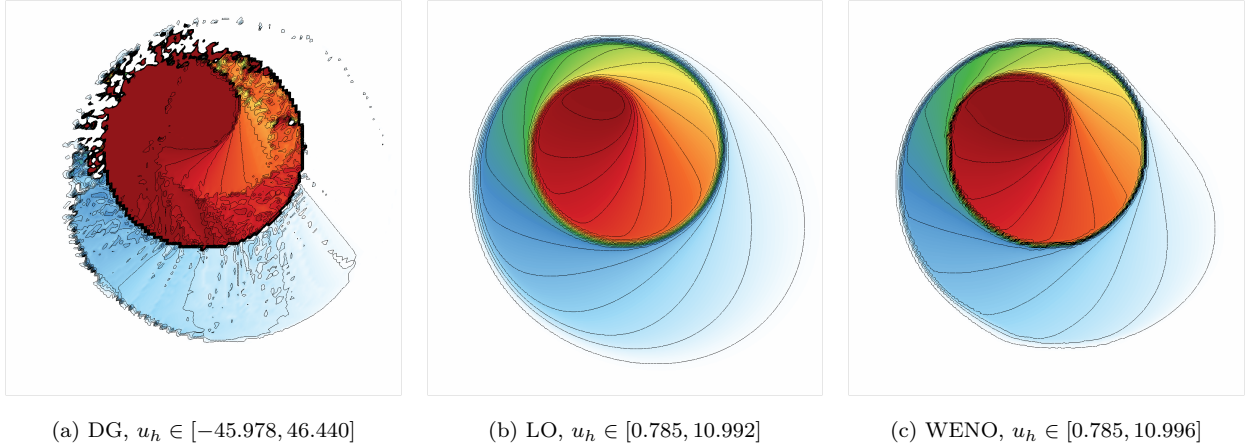


Figure 4: Two-dimensional KPP problem, numerical solutions at $t = 1.0$ obtained using $E_h = 128^2$ and $p = 2$.

5.5. Euler equations of gas dynamics

We consider the Euler equations of gas dynamics which represent the conservation of mass, momentum and total energy. The solution vector and flux matrix in (1a) read

$$U = \begin{bmatrix} \varrho \\ \varrho \mathbf{v} \\ \varrho E \end{bmatrix} \in \mathbb{R}^{d+2}, \quad \mathbf{F}(\mathbf{U}) = \begin{bmatrix} \varrho \mathbf{v} \\ \varrho \mathbf{v} \otimes \mathbf{v} + p \mathbf{I} \\ (\varrho E + p) \mathbf{v} \end{bmatrix} \in \mathbb{R}^{(d+2) \times d}, \quad (35)$$

where ϱ , \mathbf{v} , E are the density, velocity and specific total energy, respectively. The identity matrix is denoted by \mathbf{I} , and the pressure p is computed using the polytropic ideal gas assumption

$$p = \varrho e(\gamma - 1). \quad (36)$$

Here, qe and γ are the internal energy and the heat capacity ratio, respectively. We use $\gamma = 1.4$ in all of our numerical experiments.

Similarly to the approach presented in [66], our WENO-based shock sensor is designed to use information solely from the density field, resulting in significant computational savings [44].

5.5.1. Sod shock tube

Sod’s shock tube problem [53] serves as our first test for solving the Euler equations. This classical problem is commonly employed to assess the accuracy of high-order numerical methods. The computational domain $\Omega = (0, 1)$ is delimited by reflecting walls and initially divided by a membrane into two distinct regions. Upon removing the membrane, a discontinuity at $x = 0.5$ leads to the formation of a shock wave, rarefaction wave, and contact discontinuity. The initial condition is given by

$$\begin{bmatrix} \rho_L \\ v_L \\ p_L \end{bmatrix} = \begin{bmatrix} 1.0 \\ 0.0 \\ 1.0 \end{bmatrix}, \quad \begin{bmatrix} \rho_R \\ v_R \\ p_R \end{bmatrix} = \begin{bmatrix} 0.125 \\ 0.0 \\ 0.1 \end{bmatrix}. \quad (37)$$

We evolve numerical solutions up to the final time $t = 0.231$ using $E_h = 128$ elements and $p = 2$. Fig. 5a illustrates that the DG solution exhibits over- and undershoots near discontinuities. The LO solution, as shown in Fig. 5b, is free of spurious local extrema but has the drawback of being highly diffusive. The numerical solution obtained with the WENO scheme captures discontinuities sharply while preventing the occurrence of spurious oscillations; see Fig. 5c.

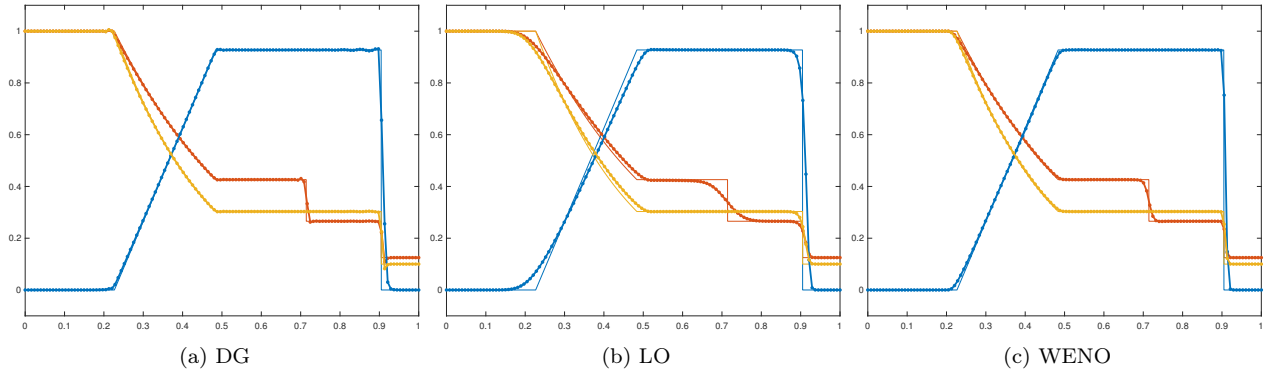


Figure 5: Sod’s shock tube, (ρ, v, E) at $t = 0.231$ obtained using $E_h = 128$ and $p = 2$.

To further evaluate the accuracy of our scheme, we perform a comparison between the shock sensor γ_e in (19), the modified version γ_e^b displayed in (22), and the shock sensor proposed by Zhao et al. [66], i.e.,

$$\gamma_e^Z = \frac{\sum_{l=0}^{m_e} |\frac{\omega_l}{\tilde{\omega}_l} - 1|^\theta}{|\frac{1}{\min_l \tilde{\omega}_l} - 1|^\theta + m_e}, \quad 0 \leq l \leq m_e. \quad (38)$$

Here, deviations between nonlinear weights ω_l , $l = 0, \dots, m_e$ and ideal linear weights $\tilde{\omega}_l$, $l = 0, \dots, m_e$ assigned to candidate polynomials are computed to assess the regularity of the solution. The free

parameter θ controls the sensitivity to deviations from the ideal weights. We set $\theta = 1$. Continuing with the aforementioned setup, we present, in Fig. 6, numerical solutions in different regions of the computational domain. Notably, our WENO-based shock sensor is less diffusive compared to the one introduced in [66]. By employing the generalized smoothness sensor, the accuracy can be further improved. However, this approach may introduce instabilities for strong shocks.

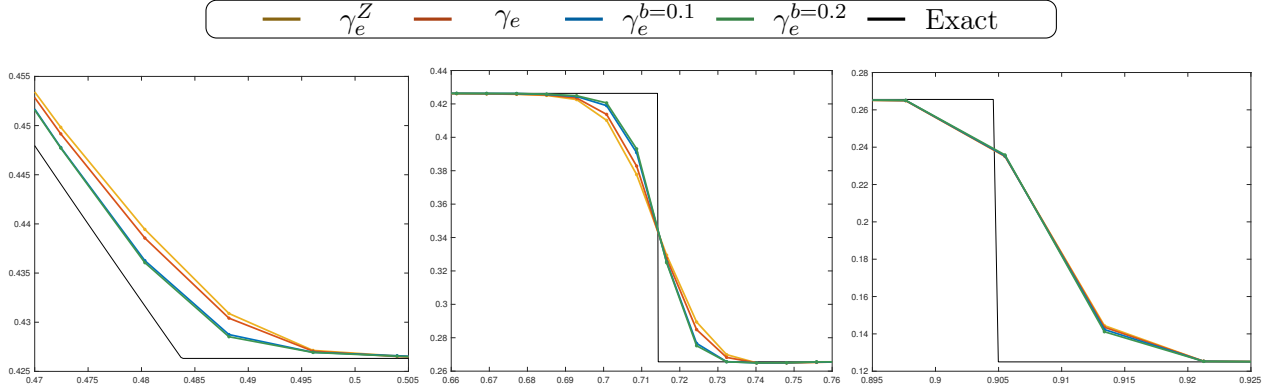


Figure 6: Sod shock tube, density profiles ρ at $t = 0.231$ obtained using $E_h = 128$, $p = 2$ and several shock sensors.

5.5.2. Modified Sod shock tube

We investigate the entropy stability properties of our scheme for hyperbolic systems using the modified Sod shock tube problem [55]. Here, the initial condition is specified as

$$\begin{bmatrix} \varrho_L \\ v_L \\ p_L \end{bmatrix} = \begin{bmatrix} 1.0 \\ 0.75 \\ 1.0 \end{bmatrix}, \quad \begin{bmatrix} \varrho_R \\ v_R \\ p_R \end{bmatrix} = \begin{bmatrix} 0.125 \\ 0.0 \\ 0.1 \end{bmatrix}. \quad (39)$$

For this particular problem, many high-order schemes encounter an entropy glitch due to the presence of a sonic point within the rarefaction wave. The computational domain is given by $\Omega = (0, 1)$. Unlike the classical Sod shock tube, the left boundary functions as an inlet.

Numerical simulations are carried out using $E_h = 128$ elements and $p = 2$. The results obtained with the LO method and the WENO method are depicted in Figs 7a and 7b, respectively. Interestingly, when employing the LO method, an entropy shock can be observed in all variables. In contrast, the numerical solutions obtained with the WENO scheme remain entropy stable, thereby eliminating the need for (semi-)discrete entropy fixes in our method.

5.5.3. Lax shock tube

Next, we consider a 1D tube that is equipped with a diaphragm placed at its center, dividing the tube into two distinct regions with varying pressures. The rupture of the diaphragm at $t = 0$ leads to the propagation of a rarefaction wave on the left side and the formation of a contact discontinuity and

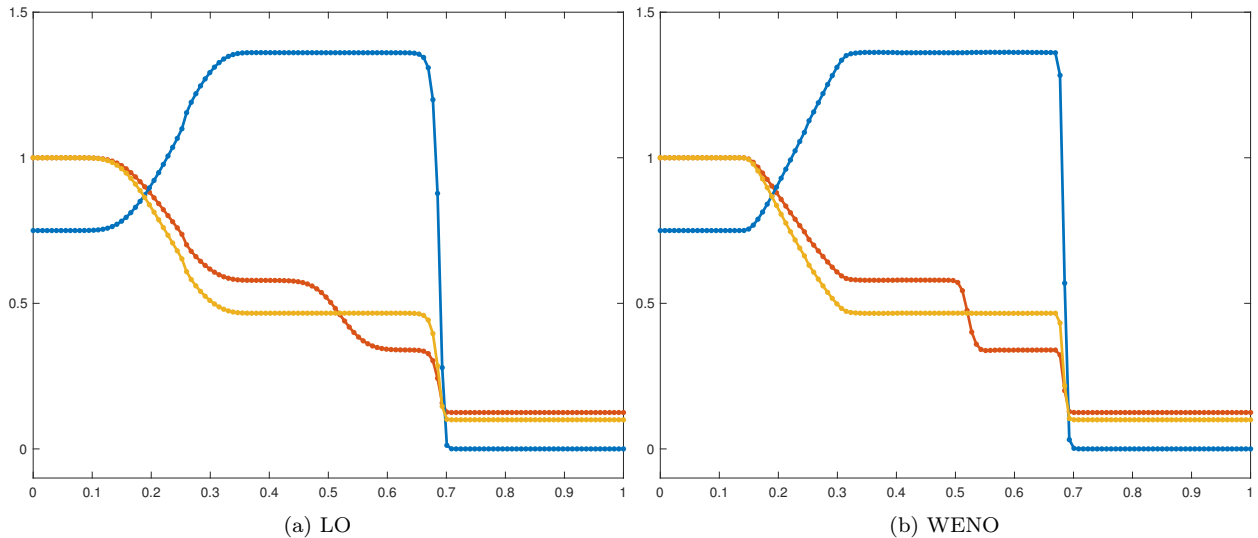


Figure 7: Modified Sod shock tube, (ρ, v, E) at $t = 0.2$ obtained using $E_h = 128$ and $p = 2$.

a shock wave on the right side. This test problem is known as the Lax shock tube problem [30]. The initial data

$$\begin{bmatrix} \rho_L \\ v_L \\ p_L \end{bmatrix} = \begin{bmatrix} 0.445 \\ 0.698 \\ 3.528 \end{bmatrix}, \quad \begin{bmatrix} \rho_R \\ v_R \\ p_R \end{bmatrix} = \begin{bmatrix} 0.5 \\ 0.0 \\ 0.571 \end{bmatrix} \quad (40)$$

are prescribed in the computational domain $\Omega = (0, 2)$.

We perform numerical experiments up to the final time $t = 0.14$ using $E_h = 512$ elements and $p \in \{1, 2, 3\}$. The density profiles of the DG solutions, LO solutions and WENO solutions are displayed in Figs 8a-8c, respectively. Notably, the DG scheme equipped with cubic basis polynomials oscillates heavily, resulting in a distorted solution that is not shown here. Once again, the WENO method demonstrates sharp capturing of discontinuities, while the LO scheme suffers from excessive numerical dissipation.

5.5.4. Shu-Osher problem

We investigate the sine-shock interaction problem, also known as the Shu-Osher problem [52]. The computational domain $\Omega = (-5, 5)$ is bounded by an inlet on the left boundary and a reflecting wall on the right boundary. This problem serves as a useful test to evaluate the resolution of higher frequency waves behind a shock. The problem is equipped with the initial conditions

$$\begin{bmatrix} \rho_L \\ v_L \\ p_L \end{bmatrix} = \begin{bmatrix} 3.857143 \\ 2.629369 \\ 10.3333 \end{bmatrix}, \quad \begin{bmatrix} \rho_R \\ v_R \\ p_R \end{bmatrix} = \begin{bmatrix} 1.0 + 0.2 \sin(5x) \\ 0.0 \\ 1.0 \end{bmatrix}. \quad (41)$$

We perform numerical simulations up to the final time $t = 1.8$ using $E_h = 512$ elements and $p \in \{1, 2, 3\}$. Figs 9a and 9b show the density profiles of the solutions obtained with the LO scheme

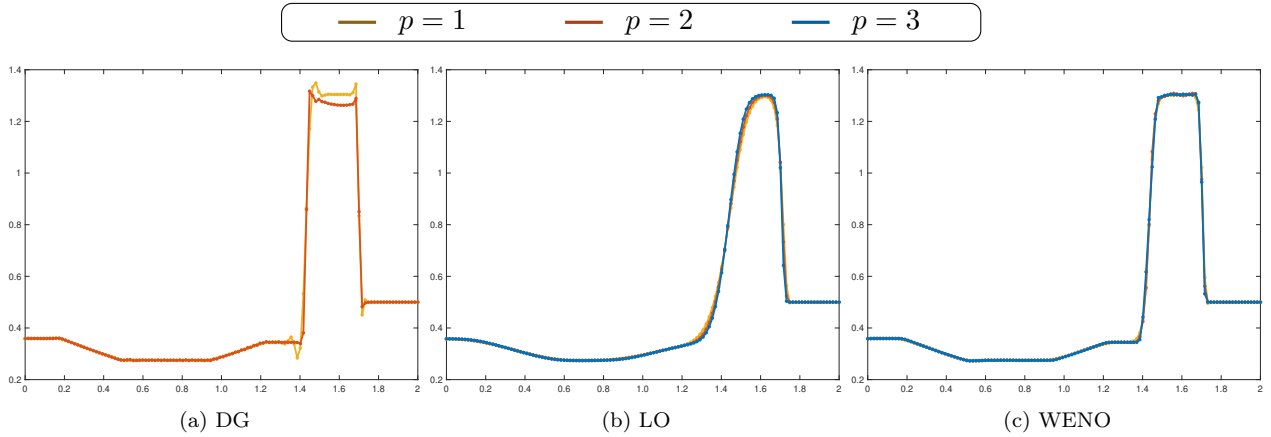


Figure 8: Lax shock tube, density profiles ρ at $t = 0.14$ obtained using $E_h = 512$ and $p \in \{1, 2, 3\}$.

and the WENO scheme, respectively. The LO scheme struggles to accurately capture the physical oscillations within the exact solution. Even the WENO scheme equipped with linear basis functions exhibits a significant amount of numerical dissipation. However, when the WENO scheme is equipped with high-order polynomials, it accurately captures all features of the exact solution.

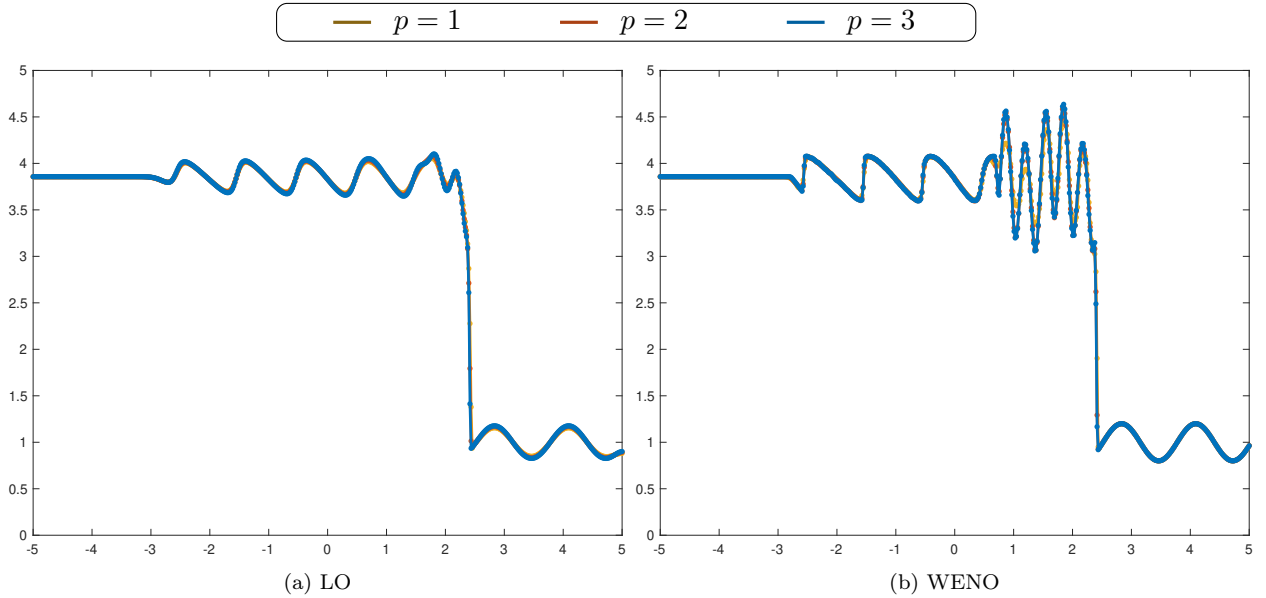


Figure 9: Shu-Osher problem, density profiles ρ at $t = 1.8$ obtained using $E_h = 512$ and $p \in \{1, 2, 3\}$.

5.5.5. Woodward-Colella blast wave problem

We consider the Woodward-Colella blast wave problem [59], a challenging test for many high-order numerical schemes. Its solution involves multiple interactions of strong shock waves and rarefaction waves with each other and with contact waves. For a comprehensive understanding of all wave interactions, we refer the reader to [59]. This problem serves as a rigorous test to assess the robustness of numerical schemes. The initial data

$$\begin{bmatrix} \rho_L \\ v_L \\ p_L \end{bmatrix} = \begin{bmatrix} 1.0 \\ 0.0 \\ 1000.0 \end{bmatrix}, \quad \begin{bmatrix} \rho_M \\ v_M \\ p_M \end{bmatrix} = \begin{bmatrix} 1.0 \\ 0.0 \\ 0.1 \end{bmatrix}, \quad \begin{bmatrix} \rho_R \\ v_R \\ p_R \end{bmatrix} = \begin{bmatrix} 1.0 \\ 0.0 \\ 100.0 \end{bmatrix} \quad (42)$$

are prescribed in the computational domain $\Omega = (0, 1)$, which is bounded by reflecting walls.

Fig. 10 displays the density profiles of the LO solutions and the WENO solutions at the final time $t = 0.038$. The numerical results were obtained using $E_h = 512$ elements and $p \in \{1, 2, 3\}$. It is evident that the WENO scheme achieves higher accuracy compared to the dissipative LO scheme and accurately captures all sharp features without any visible oscillations. Similarly to the Shu-Osher problem, the benefits of using high-order polynomials are clearly visible in this test.

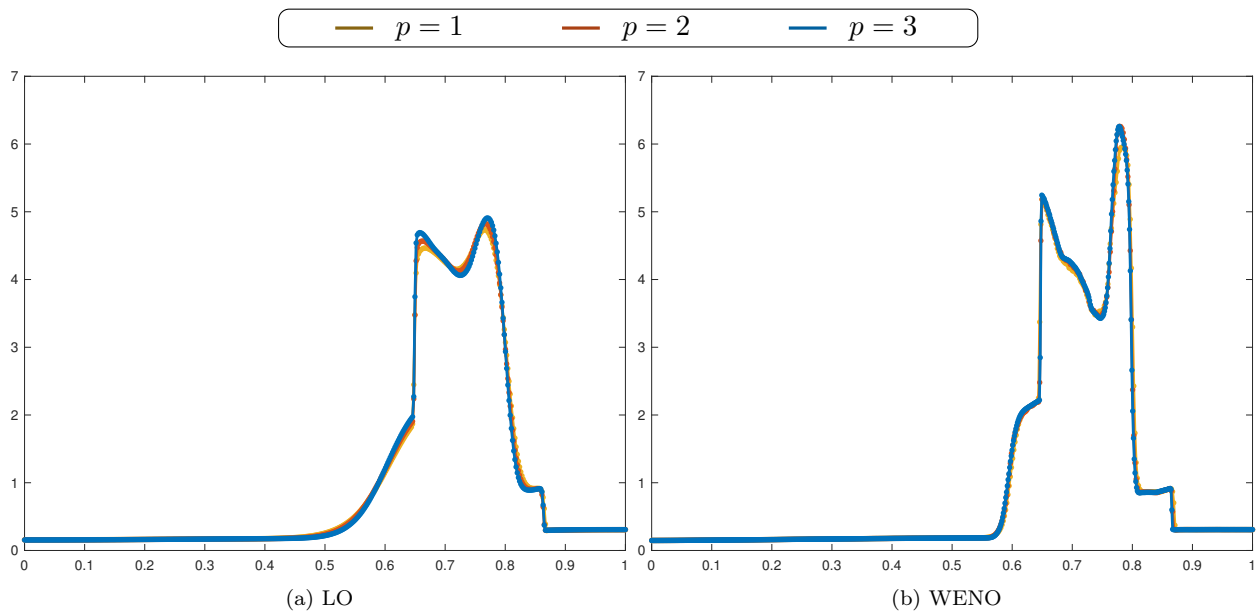


Figure 10: Woodward-Colella blast wave problem, density profiles ρ at $t = 0.038$ obtained using $E_h = 512$ and $p \in \{1, 2, 3\}$.

5.5.6. Double Mach reflection

In our last numerical example, we consider the double Mach reflection problem of Woodward and Colella [59]. The computational domain is the rectangle $\Omega = (0, 4) \times (0, 1)$. In this benchmark, the

flow pattern features a Mach 10 shock in air which initially makes a 60° angle with a reflecting wall. The following pre-shock and post-shock values of the flow variables are used

$$\begin{bmatrix} \varrho_L \\ v_{x,L} \\ v_{y,L} \\ p_L \end{bmatrix} = \begin{bmatrix} 8.0 \\ 8.25 \cos(30^\circ) \\ -8.25 \sin(30^\circ) \\ 116.5 \end{bmatrix}, \quad \begin{bmatrix} \varrho_R \\ v_{x,R} \\ v_{y,R} \\ p_R \end{bmatrix} = \begin{bmatrix} 1.4 \\ 0.0 \\ 0.0 \\ 1.0 \end{bmatrix}. \quad (43)$$

Initially, the post-shock values (subscript L) are prescribed in the subdomain $\Omega_L = \{(x, y) \mid x < \frac{1}{6} + \frac{y}{\sqrt{3}}\}$ and the pre-shock values (subscript R) in $\Omega_R = \Omega \setminus \Omega_L$. The reflecting wall corresponds to $1/6 \leq x \leq 4$ and $y = 0$. No boundary conditions are required along the line $x = 4$. On the rest of the boundary, the post-shock conditions are prescribed for $x < \frac{1}{6} + \frac{1+20t}{\sqrt{3}}$ and the pre-shock conditions elsewhere. The so-defined values along the top boundary describe the exact motion of the initial Mach 10 shock.

In Fig. 11, we present snapshots of the density distribution at the final time $t = 0.2$ obtained using $E_h = 192 \cdot 48$ elements and $p = 2$. The LO approximation exhibits strong numerical diffusion, resulting in a poor resolution of the interacting shock waves. Fig. 11b confirms that the WENO approximation introduces sufficient amounts of numerical dissipation to suppress spurious oscillations. We remark that a relatively coarse mesh was used for this benchmark.

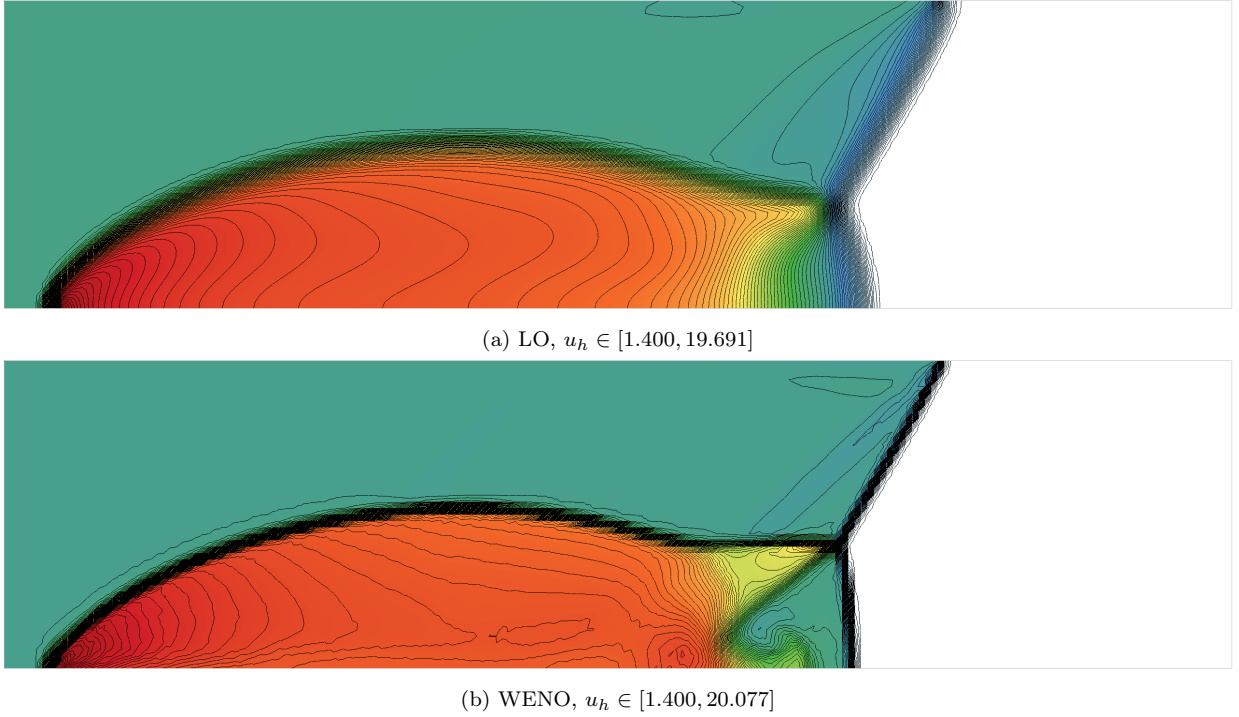


Figure 11: Double Mach reflection, 100 isolines of density ϱ at $t = 0.2$ obtained using $E_h = 192 \cdot 48$ and $p = 2$.

6. Conclusions

We have shown that the methodology developed in [29] for stabilization of continuous Galerkin methods can be extended to and is ideally suited for RKDG discretizations of hyperbolic problems. By introducing low-order nonlinear numerical dissipation based on the relative differences between reconstructed candidate polynomials and the underlying DG approximation, we achieve high-order accuracy while suppressing spurious oscillations in the vicinity of discontinuities. Our algorithm exhibits a modular structure similar to the CG version presented in [29]. This modular design allows for easy customization of individual components, including the stabilization operator, smoothness sensor, and WENO reconstruction procedure. While our current smoothness sensor is piecewise constant, we aim to develop smoothness sensors inheriting a polynomial structure within each element. This modification will further improve the accuracy of our scheme, especially when dealing with coarse meshes. Theoretical studies of the WENO-based stabilization operator were performed in [29] in the CG context. We envisage that this preliminary analysis can be readily extended to the DG version.

Acknowledgments. The development of the proposed methodology was sponsored by the German Research Association (DFG) under grant KU 1530/23-3.

References

- [1] Felipe Acker, Rafael Brandão de Rezende Borges, and Bruno Costa. An improved WENO-Z scheme. *Journal of Computational Physics*, 313:726–753, 2016.
- [2] Robert Anderson, Julian Andrej, Andrew Barker, Jamie Bramwell, Jean-Sylvain Camier, Jakub Cerveny, Veselin Dobrev, Yohann Dudouit, Aaron Fisher, Tzanio Kolev, Will Pazner, Mark Stowell, Vladimir Tomov, Ido Akkerman, Johann Dahm, David Medina, and Stefano Zampini. MFEM: A modular finite element methods library. *Comput. Math. Appl.*, 81:42–74, 2021.
- [3] Marcos Castro, Bruno Costa, and Wai Sun Don. High order weighted essentially non-oscillatory WENO-Z schemes for hyperbolic conservation laws. *Journal of Computational Physics*, 230(5):1766–1792, 2011.
- [4] Bernardo Cockburn and Chi-Wang Shu. The Runge–Kutta discontinuous Galerkin method for conservation laws V: multidimensional systems. *J. Comput. Phys.*, 141(2):199–224, 1998.
- [5] Stephen F. Davis. Simplified second-order Godunov-type methods. *SIAM Journal on Scientific and Statistical Computing*, 9(3):445–473, 1988.
- [6] Frédéric Ducros, Valerie Ferrand, Franck Nicoud, Carlos Weber, Denis Darracq, Cyril Gacherieu, and Thierry J. Poinso. Large-eddy simulation of the shock/turbulence interaction. *Journal of Computational Physics*, 152(2):517–549, 1999.
- [7] Bernd Einfeldt. On Godunov-type methods for gas dynamics. *SIAM J. Numer. Anal.*, 25(2):294–318, 1988.

- [8] Oliver Friedrich. Weighted essentially non-oscillatory schemes for the interpolation of mean values on unstructured grids. *J. Comput. Phys.*, 144(1):194–212, 1998.
- [9] GLVis: OpenGL finite element visualization tool. glvis.org.
- [10] Sigal Gottlieb, Chi-Wang Shu, and Eitan Tadmor. Strong stability-preserving high-order time discretization methods. *SIAM Rev.*, 43(1):89–112, 2001.
- [11] Amr G. Guaily and Marcelo Epstein. Boundary conditions for hyperbolic systems of partial differential equations. *Journal of Advanced Research*, 4(4):321–329, 2013.
- [12] Jean-Luc Guermond, Richard Pasquetti, and Bojan Popov. Entropy viscosity method for nonlinear conservation laws. *J. Comput. Phys.*, 230(11):4248–4267, 2011.
- [13] Jean-Luc Guermond and Bojan Popov. Invariant domains and second-order continuous finite element approximation for scalar conservation equations. *SIAM J. Numer. Anal.*, 55(6):3120–3146, 2017.
- [14] Hennes Hajduk. *Algebraically constrained finite element methods for hyperbolic problems with applications in geophysics and gas dynamics*. PhD thesis, TU Dortmund University, 2022.
- [15] Ami Harten. The artificial compression method for computation of shocks and contact discontinuities. III. Self-adjusting hybrid schemes. *Mathematics of Computation*, 32(142):363–389, 1978.
- [16] Ami Harten. High resolution schemes for hyperbolic conservation laws. *J. Comput. Phys.*, 49(3):357–393, 1983.
- [17] Ami Harten, Bjorn Engquist, Stanley Osher, and Sukumar R. Chakravarthy. Uniformly high order accurate essentially non-oscillatory schemes, III. *J. Comput. Phys.*, 71(2):231–303, 1987.
- [18] Ami Harten, Peter D. Lax, and Bram van Leer. On upstream differencing and Godunov-type schemes for hyperbolic conservation laws. *SIAM review*, 25(1):35–61, 1983.
- [19] Tyler R. Hendrickson, Anand Kartha, and Graham V. Candler. An improved Ducros sensor for the simulation of compressible flows with shocks. In *2018 Fluid Dynamics Conference*, page 3710, 2018.
- [20] Andrew K. Henrick, Tariq D. Aslam, and Joseph M. Powers. Mapped weighted essentially non-oscillatory schemes: achieving optimal order near critical points. *Journal of Computational Physics*, 207(2):542–567, 2005.
- [21] David J. Hill and Dale I. Pullin. Hybrid tuned center-difference-WENO method for large eddy simulations in the presence of strong shocks. *Journal of Computational Physics*, 194(2):435–450, 2004.

- [22] Antony Jameson, Wolfgang Schmidt, and Eli Turkel. Numerical solution of the Euler equations by finite volume methods using Runge Kutta time stepping schemes. *AIAA Paper 81-1259*, 1981.
- [23] Guang Shan Jiang and Chi-Wang Shu. On a cell entropy inequality for discontinuous Galerkin methods. *Math. Comp.*, 62(206):531–531, 1994.
- [24] Guang Shan Jiang and Chi-Wang Shu. Efficient implementation of weighted ENO schemes. *J. Comput. Phys.*, 126(1):202–228, 1996.
- [25] Lilia Krivodonova, Jianguo Xin, Jean-François Remacle, Nicolas Chevaugeon, and Joseph E. Flaherty. Shock detection and limiting with discontinuous Galerkin methods for hyperbolic conservation laws. *Appl. Numer. Math.*, 48(3–4):323–338, 2004.
- [26] Alexander Kurganov, Guergana Petrova, and Bojan Popov. Adaptive semidiscrete central-upwind schemes for nonconvex hyperbolic conservation laws. *SIAM J. Sci. Comput.*, 29(6):2381–2401, 2007.
- [27] Dmitri Kuzmin. Entropy stabilization and property-preserving limiters for \mathbb{P}_1 discontinuous Galerkin discretizations of scalar hyperbolic problems. *Journal of Numerical Mathematics*, 29(4):307–322, 2021.
- [28] Dmitri Kuzmin. A new perspective on flux and slope limiting in discontinuous Galerkin methods for hyperbolic conservation laws. *Computer Methods Appl. Meth. Engrg.*, 373:113569, 2021.
- [29] Dmitri Kuzmin and Joshua Vedral. Dissipation-based WENO stabilization of high-order finite element methods for scalar conservation laws. *Journal of Computational Physics*, 487:112153, 2023.
- [30] Peter D. Lax. Weak solutions of nonlinear hyperbolic equations and their numerical computation. *Communications on Pure and Applied Mathematics*, 7(1):159–193, 1954.
- [31] Randall J. LeVeque. High-resolution conservative algorithms for advection in incompressible flow. *SIAM J. Numer. Anal.*, 33(2):627–665, 1996.
- [32] Doron Levy, Gabriella Puppo, and Giovanni Russo. Central WENO schemes for hyperbolic systems of conservation laws. *ESAIM: Mathematical Modelling and Numerical Analysis*, 33(3):547–571, 1999.
- [33] Doron Levy, Gabriella Puppo, and Giovanni Russo. Compact central WENO schemes for multi-dimensional conservation laws. *SIAM Journal on Scientific Computing*, 22(2):656–672, 2000.
- [34] Liang Li, Hong-Bo Wang, Guo-Yan Zhao, Ming-Bo Sun, Da-Peng Xiong, and Tao Tang. An efficient low-dissipation hybrid central/WENO scheme for compressible flows. *International Journal of Computational Fluid Dynamics*, 34(10):705–730, 2020.

- [35] Hongxia Liu and Jianxian Qiu. Finite difference Hermite WENO schemes for hyperbolic conservation laws. *Journal of Scientific Computing*, 63(2):548–572, 2015.
- [36] Xu-Dong Liu, Stanley Osher, and Tony Chan. Weighted essentially non-oscillatory schemes. *J. Comput. Phys.*, 115(1):200–212, 1994.
- [37] Christoph Lohmann, Dmitri Kuzmin, John N. Shadid, and Sibusiso Mabuza. Flux-corrected transport algorithms for continuous Galerkin methods based on high order Bernstein finite elements. *J. Comput. Phys.*, 344:151–186, 2017.
- [38] Hong Luo, Joseph D. Baum, and Rainald Löhner. A Hermite WENO-based limiter for discontinuous Galerkin method on unstructured grids. *J. Comput. Phys.*, 225(1):686–713, 2007.
- [39] Hong Luo, Yidong Xia, Shujie Li, Robert Nourgaliev, and Chunpei Cai. A Hermite WENO reconstruction-based discontinuous Galerkin method for the Euler equations on tetrahedral grids. *J. Comput. Phys.*, 231(16):5489–5503, 2012.
- [40] Yu Lv and Matthias Ihme. Entropy residual shock detector for shock-capturing using high-order discontinuous Galerkin scheme. Technical report, Center for Turbulence Research, Annual Research Briefs, 2016.
- [41] Simone Marras, Michal A Kopera, Emil M. Constantinescu, Jenny Suckale, and Francis X. Giraldo. A residual-based shock capturing scheme for the continuous/discontinuous spectral element solution of the 2D shallow water equations. *Advances in Water Resources*, 114:45–63, 2018.
- [42] MFEM: Modular Finite Element Methods [Software]. <https://mfem.org>.
- [43] Pooya Movahed and Eric Johnsen. A solution-adaptive method for efficient compressible multifluid simulations, with application to the Richtmyer–Meshkov instability. *Journal of Computational Physics*, 239:166–186, 2013.
- [44] Sergio Pirozzoli. Conservative hybrid compact-WENO schemes for shock-turbulence interaction. *Journal of Computational Physics*, 178(1):81–117, 2002.
- [45] Jianxian Qiu and Chi-Wang Shu. On the construction, comparison, and local characteristic decomposition for high-order central WENO schemes. *Journal of Computational Physics*, 183(1):187–209, 2002.
- [46] Jianxian Qiu and Chi-Wang Shu. Hermite WENO schemes and their application as limiters for Runge–Kutta discontinuous Galerkin method: one-dimensional case. *Journal of Computational Physics*, 193(1):115–135, 2004.
- [47] Jianxian Qiu and Chi-Wang Shu. Hermite WENO schemes and their application as limiters for Runge–Kutta discontinuous Galerkin method II: Two dimensional case. *Computers & Fluids*, 34(6):642–663, 2005.

- [48] Jianxian Qiu and Chi-Wang Shu. Runge–Kutta discontinuous Galerkin method using WENO limiters. *SIAM J. Sci. Comput.*, 26(3):907–929, 2005.
- [49] Yu-Xin Ren and Hanxin Zhang. A characteristic-wise hybrid compact-WENO scheme for solving hyperbolic conservation laws. *Journal of Computational Physics*, 192(2):365–386, 2003.
- [50] Andrés M. Rueda-Ramírez, Benjamin Bolm, Dmitri Kuzmin, and Gregor J. Gassner. Monolithic convex limiting for Legendre-Gauss-Lobatto discontinuous Galerkin spectral element methods. *arXiv preprint arXiv:2303.00374*, 2023.
- [51] Chi-Wang Shu. High order WENO and DG methods for time-dependent convection-dominated PDEs: A brief survey of several recent developments. *J. Comput. Phys.*, 316:598–613, 2016.
- [52] Chi-Wang Shu and Stanley Osher. Efficient implementation of essentially non-oscillatory shock-capturing schemes, II. In *Upwind and High-Resolution Schemes*, pages 328–374. Springer, 1989.
- [53] Gary A. Sod. A survey of several finite difference methods for systems of nonlinear hyperbolic conservation laws. *J. Comput. Phys.*, 27(1):1–31, 1978.
- [54] Vidar Stiernström, Lukas Lundgren, Murtazo Nazarov, and Ken Mattsson. A residual-based artificial viscosity finite difference method for scalar conservation laws. *Journal of Computational Physics*, 430:110100, 2021.
- [55] Eleuterio F. Toro. *Riemann solvers and numerical methods for fluid dynamics: a practical introduction*. Springer Science & Business Media, 2013.
- [56] Miguel Visbal and Datta Gaitonde. Shock capturing using compact-differencing-based methods. In *43rd AIAA Aerospace Sciences Meeting and Exhibit*, page 1265, 2005.
- [57] Bao-Shan Wang, Peng Li, Zhen Gao, and Wai Sun Don. An improved fifth order alternative WENO-Z finite difference scheme for hyperbolic conservation laws. *Journal of Computational Physics*, 374:469–477, 2018.
- [58] Zhenming Wang, Linlin Tian, Jun Zhu, and Ning Zhao. An improved discontinuity sensor for high-order weighted essentially non-oscillatory scheme on triangular meshes. *Journal of Computational Physics*, page 112299, 2023.
- [59] Paul Woodward and Phillip Colella. The numerical simulation of two-dimensional fluid flow with strong shocks. *J. Comput. Phys.*, 54(1):115–173, 1984.
- [60] Min Zhang and Zhuang Zhao. A fifth-order finite difference HWENO scheme combined with limiter for hyperbolic conservation laws. *Journal of Computational Physics*, 472:111676, 2023.
- [61] Xiangxiong Zhang and Chi-Wang Shu. On maximum-principle-satisfying high order schemes for scalar conservation laws. *J. Comput. Phys.*, 229(9):3091–3120, 2010.

- [62] Xiangxiong Zhang and Chi-Wang Shu. On positivity-preserving high order discontinuous Galerkin schemes for compressible Euler equations on rectangular meshes. *J. Comput. Phys.*, 229(23):8918–8934, 2010.
- [63] Xiangxiong Zhang and Chi-Wang Shu. Maximum-principle-satisfying and positivity-preserving high-order schemes for conservation laws: survey and new developments. *Proc. R. Soc. A*, 467(2134):2752–2776, 2011.
- [64] Xiangxiong Zhang, Yinhua Xia, and Chi-Wang Shu. Maximum-principle-satisfying and positivity-preserving high order discontinuous Galerkin schemes for conservation laws on triangular meshes. *J. Sci. Comput.*, 50(1):29–62, 2012.
- [65] Guo-Yan Zhao, Ming-Bo Sun, Yong Mei, Liang Li, Hong-Bo Wang, Guang-Xin Li, Yuan Liu, Yong-Chao Sun, and Chang-Hai Liang. An efficient adaptive central-upwind WENO-CU6 numerical scheme with a new sensor. *Journal of Scientific Computing*, 81:649–670, 2019.
- [66] Guo-Yan Zhao, Ming-Bo Sun, and Sergio Pirozzoli. On shock sensors for hybrid compact/WENO schemes. *Computers & Fluids*, 199:104439, 2020.
- [67] Xinghui Zhong and Chi-Wang Shu. A simple weighted essentially nonoscillatory limiter for Runge–Kutta discontinuous Galerkin methods. *J. Comput. Phys.*, 232(1):397–415, 2013.
- [68] Jun Zhu and Jianxian Qiu. Hermite WENO schemes and their application as limiters for Runge–Kutta discontinuous Galerkin method, III: Unstructured meshes. *J. Sci. Comput.*, 39(2):293–321, 2009.
- [69] Jun Zhu, Xinghui Zhong, Chi-Wang Shu, and Jianxian Qiu. Runge–Kutta discontinuous Galerkin method with a simple and compact Hermite WENO limiter. *Commun. Comput. Phys.*, 19(4):944–969, 2016.
- [70] Jun Zhu, Xinghui Zhong, Chi-Wang Shu, and Jianxian Qiu. Runge–Kutta discontinuous Galerkin method with a simple and compact Hermite WENO limiter on unstructured meshes. *Commun. Comput. Phys.*, 21(3):623–649, 2017.