

Towards the Comprehensive Understanding of Mempool DoS Security in Ethereum (Work in Progress)

Yibo Wang
Syracuse University
Syracuse, New York, USA

Kai Li
San Diego State University
San Diego, California, USA

Wanning Ding
Syracuse University
Syracuse, New York, USA

Yuzhe Tang
Syracuse University
Syracuse, New York, USA

ABSTRACT

While awareness has been recently raised on Ethereum mempool security, the current state of the art lacks a comprehensive understanding of the subject: The only known attack, DETER (CCS'21), is manually discovered, and it remains an open problem whether attacks other than DETER exist that disable the mempool at an asymmetrically low cost.

In this paper, we propose automatic exploit generation techniques to discover new mempool-DoS attack. By employing model checking, we discover a new attack pattern beyond DETER. By further leveraging attack synthesis techniques, we generate exploits from the patterns to adaptively bypass defenses adopted in real Ethereum clients. Our evaluation result shows that while the recent Ethereum clients (e.g., Geth V1.10.14 and OpenEthereum V3.3.5) have mitigated the existing DETER attacks, they are vulnerable to the newly discovered attacks that achieve high success rates (88% – 96%) and low costs (as low as zero Gas/Ether).

CCS CONCEPTS

• **Security and privacy** → **Distributed systems security; Denial-of-service attacks;**

1 INTRODUCTION

In a permissionless blockchain with open membership to anyone, a primary class of threats are denial of service attacks. In them, the attacker can overly use blockchain's service without being held accountable. While extensive blockchain protocols are designed to defend against different forms of DoS attacks (e.g., mining protocols to prevent Sybil nodes [10, 16, 17], charging execution fees to prevent resource-exhausting smart contracts [8, 18]), the DoS security of an actual blockchain system remains an open problem, thanks to the various undefined behaviors and the wide gap between blockchain protocols and implementation.

A notable component understudied by blockchain protocol designers is the memory pool or mempool. On a blockchain node, the mempool stores unconfirmed transactions prior to critical downstream services such as mining and transaction propagation. Had a mempool's service been denied, the damage can be cascaded to these downstream services and cause global network disruption, such as victim miners forced to produce empty blocks as demonstrated in the recent work [13]. The only known Ethereum mempool DoS is the recent DETER attacks, which are discovered through manual code inspection [13].

Automatic exploit generation: In this paper, we tackle the automatic exploit generation for understanding Ethereum mempool DoS security. Automatic exploit generation is a preferred approach to systematically and comprehensively explore the attack design space, which by itself is a pre-requisite for precise (sound and complete) defense. In practice, automatic exploit generation, once successfully built, can be used by Ethereum client developers to offline test the client security. Furthermore, it is useful for a defender to construct online attack detection.

Towards exploit generation, we first formulate the notion of Asymmetrical Denial of Mempool Service, that abstracts the practical mempool DoS attacks of interest. In asymmetrical mempool DoS attack, the attacker's goal is to deny an Ethereum mempool such that it is filled with attacker-crafted transactions at an asymmetrically low cost. Specifically, the crafted-transaction fees paid by the attacker are significantly lower than those of the victim transactions.

We then build a generic and abstracted model of mempool, checks the model against asymmetrical mempool DoS attack assertions, and produces the candidate patterns of asymmetrical mempool DoS attack. The phase is implemented using TLC/TLA+. Then, we manually generate and validate actual attacks against real Ethereum clients by extending and combining the candidate patterns adaptively. The two phases are complementary as the first phase allows for extensive transaction exploration and the second phase allows for actual exploit validation.

New attacks: Our automatic exploit generation scheme can rediscover the two known attacks (i.e., DETER [13]), explore the rest of attack space, and discover a new attack pattern. Specifically, a DETER attacker crafts invalid transactions and sends them to evict normal transactions in the victim mempool; we denote this attack pattern by "evict-by-invalid". The newly discovered attack show that asymmetrical mempool DoS attack can be achieved without crafting invalid transactions, but instead, by sending either low-cost valid transactions or "valid-turned-invalid transactions". In the latter case, the attacker sends crafted transactions to turn the valid transactions residing the mempool to invalid ones.

Evaluation: We evaluate automatically generated asymmetrical mempool DoS attacks on the two dominant Ethereum clients, that is, Geth and OpenEthereum of different versions. In each experiment, we obtain the asymmetrical mempool DoS attacks adaptively generated against a given Ethereum client, and drive the attacks against a local node running the client with mining turned on and receiving normal transactions. Our experiment shows that

while the latest versions of both clients are patched to defend against DETER attacks [13], they are vulnerable under the new asymmetrical mempool DoS attacks. Specifically, on the latest OpenEthereum/Geth client, while DETER attacks incur a low success rate (29.5%/12.5%), the new asymmetrical mempool DoS attack can achieve a much higher success rate of 96%/87.9 – 90.9% and lower costs of 21,000/21,000 Gas per block. Notably, our tool can generate multi-pattern asymmetrical mempool DoS attacks in an adaptive way to the Geth’s adopted defense.

We have disclosed the found bugs to the Geth and Ethereum bug bounty program, which have been confirmed.

Contributions: This paper makes the following contributions:

New attacks: Extensively explore the attack design space previously unexplored and systematically reveal new attack pattern to disable Ethereum mempools. Proposed automatic exploit generation techniques to adaptively generate and synthesize transaction traces against real-world Ethereum clients. Through evaluation, show the success and low cost of the new asymmetrical mempool DoS attacks on the latest Ethereum clients which have been patched against the known DETER attacks.

Non-trivial defense: Identify new discovered asymmetrical mempool DoS attack. Tackle the challenge and design an online detection/mitigation scheme against all asymmetrical mempool DoS attacks.

2 THREAT MODEL

In the threat model, an asymmetrical mempool DoS attacker controls a node and joins an Ethereum network. The attacker node is connected to several normal nodes from which the attacker selects her victim node and aims to disable the mempool service there. In practice, the attacker can choose victim nodes serving critical functions in the network to amplify the damage; for instance, as shown in the previous work [13], it is practical for an attacker node to be connected to and select nodes serving RPC services or mining pools. To mount an asymmetrical mempool DoS attack, the attacker sends crafted transactions to the victim node and disables its mempool by evicting the existing transactions in the target mempool.

Besides, an asymmetrical mempool DoS attacker aims at lowering her attack’s cost asymmetrically, that is, the cost of crafted transactions in a successful asymmetrical mempool DoS attack must be lower than that of victim transactions.

3 EXPLOIT GENERATION FRAMEWORK

3.1 Design Rationale and Overview

We formulate the research of exploit generation: Given an Ethereum client, we aim at generating as many successful asymmetrical mempool DoS attack payloads as possible, that is, generating the crafted transaction sequences that can cause successful asymmetrical mempool DoS attack on the client’s mempool implementation.

Since the malicious transaction sequence should be at least the same length with the target mempool (e.g., 5120 transactions in Geth’s mempool), the input space to search for exploits (e.g., at least 2^{5120}) would be too large to be exhausted. What compounds the problem is that real Ethereum clients admit transactions packed in the unit of “messages”, which further bloat the input space (e.g., from a transaction set to a powerset of the transaction set).

We aim at efficiently exploring the large search space without missing valid exploits. We formulate exploit search at two levels: We first build a simple but generic mempool model and extensively search exploits at this abstract level (e.g., by model checking). We then use the patterns as the “seed” exploits to constrain the search space against actual mempool implementation. The idea is that the capability to disable the simple mempool is a precondition for an actual exploit: An actual exploit must be able to deny the simple mempool model and should additionally evade/exploit implementation-specific features in the actual mempool.

In our approach, we first extract generic mempool designs from different Ethereum clients, notably Ethereum transaction validity and price-based transaction admission. We model the asymmetric mempool DoS threats in this simplistic mempool and run model checking to discover the exploit patterns. We then manually generate the attack trace guided by the patterns against actual mempool implementations in target Ethereum clients. Specifically, the patterns define a much smaller input space than the original unconstrained space (aforementioned). In this smaller space, we manually generate the attack transaction traces by setting transaction parameters to many representative values. We then validate the attack trace against real client implementation.

Next, we describe the model checking for discovering attack patterns.

3.2 Find Patterns by Model Checking

3.2.1 Preliminaries and Notations. We use the following notations. A transaction tx is represented by a sender account f , nonce n , receiver account t , value v , and Gas price p . f and t take value from the same account domain, that is, $f, t \in [A_1, \dots, A_M]$. $n \in [1, N]$. We denote a transaction by a triplet, such as $\langle f, n, p \rangle$ which means the transaction is sent from Account A_1 , with nonce 1, and of price value 1. In Ethereum, if transaction tx_1 is of the same sender with tx_2 , and tx_1 ’s nonce is smaller than tx_2 ’s (i.e., $tx_1.f == tx_2.f \wedge tx_1.n < tx_2.n$), tx_1 is a parent transaction and tx_2 is a child transaction.

Transaction admission is modeled as follows: Given a mempool of initial state S and an incoming transaction tx , the mempool exercises admission control on tx and leads to the end state S' . This process may evict or replace another transaction tx' residing in the initial state S . Transaction admission is denoted by $admit(S, tx) = S', tx'$. Concretely, if $S' = S, tx' = tx$, the transaction admission is declined. If $tx' = \emptyset, S' = S \cup tx$, the transaction tx is admitted to the mempool, and the mempool must initially be not full. If $tx' \neq tx$, transaction tx is admitted to the mempool at the expense of evicting or replacing another transaction tx' . Particularly, if initially the mempool contains a transaction with the same sender and nonce as tx , transaction replacement is triggered, that is, $tx.f = tx'.f$ and $tx.n = tx'.n$.

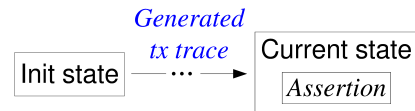


Figure 1: Checking the mempool model by exploring transactions.

3.2.2 Checking Mempool Model. We first build a simplified model of Ethereum mempool. In this model, all accounts’ balances are initially fixed at $b = B$ where B is the length of the mempool. We only consider Ether-transfer transactions and leave it to the future work to consider transactions supporting smart-contract execution. Thus, all transactions in this work are of a fixed Gas amount (i.e., 21000 Gas); we thus use transaction price and fees interchangeably. Transaction price takes value from domain $[1, 5]$, and we set the normal transactions are always of price 3.

Our mempool model realizes the following common transaction admission policies:

- PP1) Price-based eviction: in a full mempool, tx can evict tx' only if tx ’s Gas price is equal to or higher than that of tx' . Particularly in this policy, if tx and tx' have the same price, tx is able to evict tx' .
- PP2) Price-based replacement: in a mempool, tx can replace tx' of the same sender and nonce only if tx ’s Gas price is $U\%$ (e.g., 10%) higher than that of tx' .

In addition, our mempool model does not admit any over-draft transaction. This checkable model abstracts away implementation details in real-world Ethereum clients but retains some common transaction eviction/replacement policies. We profile the top two Ethereum clients of different versions, namely, Geth and OpenEthereum, and show their policies in Table 1.

Table 1: Transaction eviction/replacement policies in real clients

Client	% in mainnet	PP1	PP2 (U)
Geth	83.24%	✓	✓(10%)
OpenEthereum	14.57%	✓	✓(12.5%)

This mempool model is not intended to be complete; it strips away implementation details in real Ethereum clients and retains the common policies. We propose the top two Ethereum clients, that is, Geth and OpenEthereum, under various versions. We show real implementations map to our mempool model in Table 1.

Normally, in model checking, the initial state S_0 takes in different traces of generated inputs to explore intermediate states, denoted by $\{S_i\}$, on each of which assertions are checked. In mempool model-checking, the inputs are transactions generated, as shown in Figure 1. On any intermediate state S_i , we define the following assertions.

- AN1) The current mempool state S_i contains at least one transaction that exists initially in S_0 .
- AN2) The total fees of valid transactions in S_i are higher than $3B$, that is, the total fees as if the mempool is full of all transactions.
- AN3) Sending a normal transaction (of price 3) to S_i is accepted.

The mempool model is safe against asymmetrical mempool DoS attack if for any state S_i it *always* holds that at least one of the above three assertions is true, that is, $\Box(AN1 \vee AN2 \vee AN3)$. In other words, the violation of all three assertions imply the discovery of an asymmetric mempool DoS pattern, that is, the pattern of transactions that is a successful attack to deny the mempool service at an asymmetric low cost.

Implementation: We implement the above mempool model in the PlusCal/TLA+ language and use the model-checking tool TLC [11] to find violations as exploit patterns. We customize the

checking procedure by considering only two initial states, that is, either an empty mempool or a mempool full of normal transactions of price 3. Besides, we run model checking using both the settings with PP3 on and with PP3 off. This is because PP3 is turned on in OpenEthereum and turned off in Geth.

Table 2: Found attack patterns: The trace is shown in the initial state, be it full (F) or empty (\emptyset), followed by the sequence of transactions, each represented by its price. With/without [] is the price of an invalid/valid transaction. ✓/✗/– means the feature is required/not required/irrelevant in the success of found patterns. Note that $B = 2$ and the total price of a mempool full of normal transactions is $3B = 6$.

Found patterns	Violation		Required features
	Trace	Total price	
DE1	F, [4, 4]	$0 < 6$	–
DE2	F, 4, [4]	$4 < 6$	–
TN2	F, 5, [4]	$5 < 6$	✓

3.2.3 Found Attack Patterns. We found three unique patterns by checking the mempool model. The model-checking settings that lead to the discovery of each pattern are described in Table 2. Before describing each attack pattern, we first introduce the new attack design “dimensions” and choices discovered.

- **Dimension DD1: How to craft transactions:** A successful asymmetric mempool DoS attack entails occupying the mempool with asymmetrically low-cost (or zero-cost) transactions; there are different ways to craft these transactions: The attacker directly crafts invalid transactions in her payload (the “straight invalid” design, denoted by \ominus), or crafts valid transactions that turn existing normal transactions into invalid ones (the “valid-turned-invalid” design, denoted by \ominus), or crafts a sequence of low-price valid transactions from the same sender (the “low-price valid” design, denoted by \ominus).

Note that the DETER attacks fall under the category of “straight invalid” design.

- **Dimension DD2: What invalid transactions:** An asymmetric mempool DoS attacker can aim to generate or create invalid transactions in the mempool. There are two types of invalid transactions in Ethereum: future transactions (denoted by \ominus) and latent overdraft transactions (denoted by \ominus). Both are exploited in the DETER attacks [13].

The nine attack patterns and their design choices are listed in Table 3. Note that patterns DE1 and DE2 correspond to the known attacks of DETER-X and -Z variants [13].

We describe the attack patterns as follows. Here, we extend the patterns discovered under the 2-slot mempool model to the more generic case with a B -slot mempool. In particular, transactions can be crafted by as many as M accounts.

- **Pattern DE1 (a.k.a., DETER-X [13]):** It evicts a full mempool by directly crafting future transactions. In our abstract model, the initial mempool is full of B normal transactions. This pattern contains B future transactions, each of which satisfies nonce $n \geq 2$ (recall initially the attacker’s account does not have any transaction in the mempool or blockchain). The future transactions are priced high, such as $p = 4$ in Table 2.

Table 3: Discovered attack patterns: the first two patterns (DE1/DE2) are known (same with DETER [13]), while the other pattern are new and previously unknown ones.

Patterns	DD1	DD2	Description	Tx sequence on Geth
DE1	●	●	Evict mempool by straight future transactions	$\{\langle n \geq 2 \rangle\}B$
DE2	●	●	Evict mempool by straight latent overdraft transactions	$\{\langle f = 1, n = 1, v = B \rangle\}$ $\{\langle f = 1, n \in [2, B], v > 0 \rangle\}$
TN2	●	●	Evict mempool by valid-turned-latent overdraft txs	$\{\langle f \in [1, M], n = 1, v = 1, p = 4 \rangle\},$ $\{\langle f \in [1, M], n \in [2, B/M], v = 1, p = 5 \rangle\},$ $\{\langle f \in [1, M], n = 1, v = B, p = 5 \rangle\}$

- **Pattern DE2 (a.k.a., DETER-Z [13]):** It evicts a full mempool by directly crafting latent overdraft transactions. Against an initially full mempool, the pattern contains M sequences, each of B/M latent overdraft transactions; in each sequence, the parent transaction satisfies $f = i \in [1, M], v = B$ (i.e., sent from an account of index i and spending the full account balance, B Ether (recall we set the initial account balance at a value equal to the mempool length B). The $B/M - 1$ child transactions satisfy $f = i, v > 0$. In other words, after the parent transaction depletes the account balance, the child transactions cause overdraft. All transactions including parent and child ones are priced high, such as $p = 4$ in Table 2.
- **Pattern TN2:** It evicts the mempool by crafting valid-turned-latent-overdraft transactions. Against an initially full of normal transactions, the pattern contains $B + M$ valid-turned-latent-overdraft transactions, which satisfy the following pattern: The first B transactions satisfy $f \in [1, \dots, M], n1, v = 1, p3$ or $f \in [1, \dots, M], n \in [2, \dots, B/M], v = 1, p4$, and the last M transactions satisfy $f \in [1, \dots, M], n1, v = B, p5$. The attack succeeds if the last M transactions replace the first M transactions of nonce 1.

3.3 Attack Evaluation

This subsection evaluates the effectiveness of newly discovered asymmetric mempool DoS attacks on multiple versions of Ethereum clients. Due to the complex nature of the attacks and defense, our evaluation is conducted from different angles and focuses on answering three research questions, as will be presented. Before that, we first introduce the evaluation platform used.

3.3.1 Evaluation Platform. Our evaluation is set up in the following framework: We run three nodes in a local network, each of which runs the same tested Ethereum client, be it Geth or OpenEthereum. The first node is an attacker who is connected to the second node as a victim and sends the victim crafted transactions. The victim node is also connected to the third node, as the workload generator, and receives from it the normal transactions at a certain rate. There is no connection between the workload-generator node and the attacker node. During the experiment, we let both the workload generator and attacker node send their transactions to the victim node, turn on the mining on the victim node, and observe the blocks generated by the victim node.

The framework is designed to measure the effectiveness of an asymmetric mempool DoS attack. Intuitively, the more the normal transactions are discarded from generated blocks, the more successful an asymmetric mempool DoS attack is. Note that fewer normal

transactions included in blocks can be caused by the mempool being occupied by malicious invalid transactions or malicious valid transactions (the latter leads to malicious transactions included in the blocks). Based on this intuition, we propose the first metric: Attack success rate, that is, as shown in Equation 1, the complement of the rate of the number of normal transactions included in the blocks under an attack divided by that without the attack.

$$\text{Success rate} = 1 - \frac{\text{No. of normal txs included under attacks}}{\text{No. of normal txs included without attacks}} \quad (1)$$

Attack success rates only measure an asymmetrical mempool DoS attack's interference to the inclusion of normal transactions in blocks. It does not capture the "cost-effectiveness" of the attack. For instance, a baseline transaction spamming attack can achieve high attack success rate but burden the attacker to pay a large amount of Ether. We thus propose the second metric, namely the attack cost, to measure the amount of Gas/Ether paid by the attacker divided by the number of blocks affected by the attack.

To measure the attack cost precisely and realistically, we generate normal transactions using the real-world price value. Specifically, we collect Ethereum transactions from the mempool of a node we run in the mainnet. The collected transactions' price is used as the price of the normal transactions to be generated. Statistically, we found that of 99.99% of the transactions on the Ethereum mainnet, the prices are lower than 1000 Gwei, and we use 1000 Gwei to set the price of evicting/replacing transactions in the attack payload.

Note that to cause disruption in real Ethereum networks, a real-world asymmetrical mempool DoS attacker would need to discover critical service nodes in the network to the attack targets, such as top mining pools or RPC nodes. Discovering these critical nodes in real Ethereum networks has been demonstrated feasible in the existing research [13].

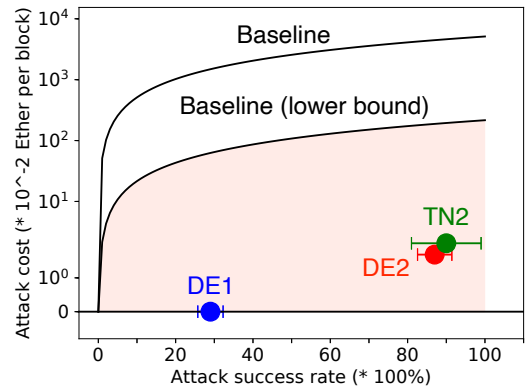


Figure 2: Attack profiles on Geth: Red shade is the danger zone in which the presence of dots represent successful attacks.

3.3.2 Evading Protection in Geth.

RQ1. How effective are asymmetrical mempool DoS attacks in evading the defense of the latest Geth client?

We similarly conduct evaluation against the latest Geth client (V1.10.13). The attacks are characterized in Figure 2. Attacks DE1 have zero cost, but don’t have high success rates (30% for DE1). Attacks DE2 and TN2 achieve higher but smaller-than-100% success rates, and incur medium costs.

3.3.3 Tx Propagation on Testnet (TN2).

RQ2. How effective is asymmetrical mempool DoS attack (TN2) in propagating malicious transactions to the entire network and in victimizing normal transactions and miner revenue in a testnet?

We run two Geth nodes in the Ethereum Rinkeby testnet, respectively as a measurement node and an attacker node. The attacker node sends crafted transactions to the testnet, and the measurement node is configured to passively¹ receive transactions from its neighbors. There is no direct connection between the two nodes, and the attacker node is configured to connect three neighbors. We remove the limit of peers/neighbors on the measurement node. After running the measurement node in the testnet for seven straight days, we found the number of its neighbors became stable and reached 290; we believe the measurement node is a supernode connecting to all nodes in the testnet.

The measurement node runs an instrumented Geth client to log the received messages from different neighbors; these messages include those of transactions and of transaction hashes. The measurement node could receive the same transaction from different neighbors, and the log stores the transaction-neighbor pairs.

To do an experiment, we make the attacker node send TN2 transactions using 384 accounts. That is, each account sends 16 valid pending transactions of increasing nonces, followed by a replacement transaction. In total, the attacker node sends 6144 valid transactions and 384 replacement transactions. The Gas prices of the valid transactions and the replacement transactions are set to be 40 Gwei and 50 Gwei, respectively. In one setting, we split the 6528 transactions into six messages (i.e., the first five being 1229 transactions each and the last one with 384 transactions). We send these messages in order and wait for 2 seconds between two consecutive messages. For comparison, in another setting, we send the 6144 valid transactions in one message and the 384 replacement transactions in another message. Finally, we wrap up the experiment by waiting after the attacker node sends all messages until all replacement transactions are included in the blockchain. We then turn off the measurement node’s logging and search for the presence of all 6528 transactions across neighbor nodes in the log. Given a transaction nonce, we report the percentage of neighbor nodes in the testnet that have propagated it to the measurement node.

We run experiments of six-message and two-message propagation, repeat each experiment by 3 times, and report the average result of node percentage in Figure 3a and Figure 3b. Figure 3a shows the transaction propagation with six messages. More than 90% of the testnet nodes have received all of the 15 valid transactions in a

¹We turn off the transaction-propagation capability on the measurement node to avoid missing any received transactions.

sequence and the replacement transactions. The only exception is the relatively low percentage for the 16-th transaction of the maximal nonce. By comparison, when sending the transactions in two messages, the propagation fails as shown in Figure 3b where almost all nodes did not propagate any transaction with nonce larger than 5.

Additionally, Figure 3c shows the generated blocks in the experiment propagating six messages. We took the screenshot from etherscan.io and labeled it in red with information regarding the attack. Before the attack begins, the Rinkeby testnet normally utilizes 8 – 12% of the Gas in a block. For ethical consideration, we limit our attack to be short, specifically, three blocks long. Right after the attack is launched, the Gas utilization drops significantly to 0.34% in the first block generated (i.e., block number 11186200). In this block, 26.8% of the included transactions labeled in red are the replacement transactions sent in TN2, which, together with the $6144 - 384 = 5760$ child transactions, successfully occupy the mempool. Note that the 5760 child transactions are latent overdraft and are not included in the block. On the second block 11186201, 26.81% of included transactions are replacement transactions in TN2, and the rest 16.54% are normal transactions. On the last block 11186202 before the attack ends, the block utilization drops to 1.83%. After the attack, there is a residual effect such as block 11186204 of utilization 4.01%. Overall, of the three blocks during the attack, the average Gas utilization per block drops to 6.24%, while the pre-attack utilization is consistently above 8.9%. Notice that in our experiments, we didn’t target our attacks to the top miner nodes as the existing DETER attacks entail.

4 RELATED WORK

The existing literature has examined a blockchain system’s DoS security at different layers, including P2P networks [5, 9, 14, 20], mining-based consensus [1, 15], transaction processing [2, 4, 6, 19], and application-level extensions such as smart contracts [3, 7, 18] and DApp (decentralized application) services [12].

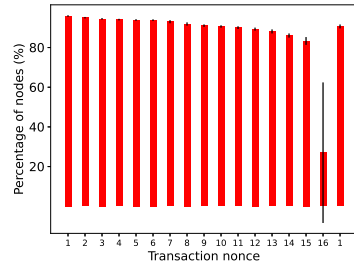
A small body of research has been devoted to the blockchain mempool security. To disable a remote mempool, a general attack design is to send “spam” transactions. Doing so naively, as done in the previous works [6], incurs high costs (e.g., more than 5,000 USD just to empty a single Ethereum block [13]) and may not be practical. Recent work, DETER [13], has demonstrated the possibility of disabling Ethereum mempool at zero or very low costs. Such damaged nodes cause the global disruption of the real Ethereum networks, including various testnets, which are forced to produce empty blocks.

5 CONCLUSION

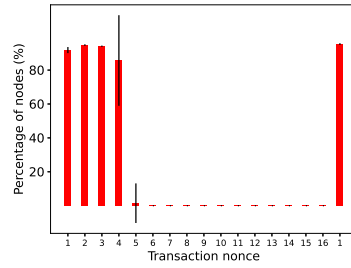
This work tackles the automatic exploit generation of the Ethereum mempool DoS attacks. By model checking and attack synthesis, we are able to find new attack that is previously unknown and is effective on real Ethereum clients. The discovered attack can break the latest Ethereum clients that existing known attacks (i.e., DETER) cannot, leading to high success rate and low costs.

REFERENCES

- [1] Retrieved July, 1, 2022. Irreversible transactions: Finney attack. https://en.bitcoin.it/wiki/Irreversible_Transactions#Finney_attack. (Retrieved July, 1,



(a) Transaction propagation in six messages



(b) Transaction propagation in two messages

Block	Txn	Miner	Gas Used
11186205	14	0x42eb768f2244c8811c6...	4,463,019 (14.88%)
11186204	17	0xd6dc0c0be4c8b2dfe750...	1,202,599 (4.01%)
11186203	54	0xd6ae8250b8348c9484...	1,829,977 (6.11%)
11186202	338	0x7fc57839b00206d1ad...	6,962,895 (23.31%)
11186201	411	0x663f83421bf059cd81...	565,862 (1.83%)
11186200	385	0x42eb768f2244c8811c6...	8,063,628 (26.87%)
11186199	30	0xd6ae8250b8348c9484...	3,628,184 (12.11%)
11186198	47	0xd6dc0c0be4c8b2dfe750...	3,328,975 (11.10%)
11186197	19	0x663f83421bf059cd81...	2,671,255 (8.90%)

(c) Etherscan screenshot of the blocks generated during the attack on Rinkeby (txs in two messages)

Figure 3: Mounting TN2 attacks on Rinkeby: Emptying blocks and propagating malicious transactions to the entire network.

- 2022).
- Retrieved July, 1, 2022. Memoria 700 million stuck in 115,000 unconfirmed bitcoin transactions. <https://www.ccn.com/700-million-stuck-115000-unconfirmed-bitcoin-transactions/>. (Retrieved July, 1, 2022).
 - Retrieved May, 5, 2021. Known Attacks - Ethereum Smart Contract Best Practices. https://consensys.github.io/smart-contract-best-practices/known_attacks/#dos-with-block-gas-limit. (Retrieved May, 5, 2021).
 - Retrieved May, 5, 2021. Report: Bitcoin (btc) mempool shows backlogged transactions, increased fees if so? <https://goo.gl/LsU6Hq>. (Retrieved May, 5, 2021).
 - Maria Apostolaki, Aviv Zohar, and Laurent Vanbever. 2017. Hijacking Bitcoin: Routing Attacks on Cryptocurrencies. In *IEEE Symposium on SP 2017*. 375–392. <https://doi.org/10.1109/SP.2017.29>
 - Khaled Baqer, Danny Yuxing Huang, Damon McCoy, and Nicholas Weaver. 2016. Stressing Out: Bitcoin "Stress Testing". In *Financial Cryptography and Data Security - FC 2016 International Workshops, BITCOIN, VOTING, and WAHC*, Christ Church, Barbados, February 26, 2016, Revised Selected Papers (Lecture Notes in Computer Science), Jeremy Clark, Sarah Meiklejohn, Peter Y. A. Ryan, Dan S. Wallach, Michael Brenner, and Kurt Rohloff (Eds.), Vol. 9604. Springer, 3–18. https://doi.org/10.1007/978-3-662-53357-4_1
 - Vitalik Buterin. EIP150: Gas cost changes for IO-heavy operations. <https://github.com/ethereum/EIPs/blob/master/EIPS/eip-150.md>
 - Ting Chen, Xiaoqi Li, Ying Wang, Jiachi Chen, Zihao Li, Xiapu Luo, Man Ho Au, and Xiaosong Zhang. 2017. An Adaptive Gas Cost Mechanism for Ethereum to Defend Against Under-Priced DoS Attacks. In *ISPEC 2017*. 3–24. https://doi.org/10.1007/978-3-319-72359-4_1
 - Ethan Heilman, Alison Kendler, Aviv Zohar, and Sharon Goldberg. 2015. Eclipse Attacks on Bitcoin's Peer-to-Peer Network. In *USENIX Security 2015*, Washington, D.C., USA, Jaeyoung Jung and Thorsten Holz (Eds.). USENIX Association, 129–144. <https://www.usenix.org/conference/usenixsecurity15>
 - Aggelos Kiayias, Alexander Russell, Bernardo David, and Roman Oliynykov. 2017. Ouroboros: A Provably Secure Proof-of-Stake Blockchain Protocol. In *Advances in Cryptology - CRYPTO 2017 - 37th Annual International Cryptology Conference, Santa Barbara, CA, USA, August 20-24, 2017, Proceedings, Part 1* (Lecture Notes in Computer Science), Jonathan Katz and Hovav Shacham (Eds.), Vol. 10401. Springer, 357–388. https://doi.org/10.1007/978-3-319-63688-7_12
 - Leslie Lamport. 2002. *Specifying Systems, The TLA+ Language and Tools for Hardware and Software Engineers*. Addison-Wesley. <http://research.microsoft.com/users/lamport/tla/book.html>
 - Kai Li, Jiaqi Chen, Xianghong Liu, Yuzhe Richard Tang, XiaoFeng Wang, and Xiapu Luo. 2021. As Strong As Its Weakest Link: How to Break Blockchain DApps at RPC Service. In *28th Annual Network and Distributed System Security Symposium, NDSS 2021*, virtually, February 21-25, 2021. The Internet Society. <https://www.ndss-symposium.org/ndss-paper/as-strong-as-its-weakest-link-how-to-break-blockchain-dapps-at-rpc-service/>
 - Kai Li, Yibo Wang, and Yuzhe Tang. 2021. DETER: Denial of Ethereum Tx-pool sERvices. In *CCS '21: 2021 ACM SIGSAC Conference on Computer and Communications Security, Virtual Event, Republic of Korea, November 15 - 19, 2021*, Yongdae Kim, Jong Kim, Giovanni Vigna, and Elaine Shi (Eds.). ACM, 1645–1667. <https://doi.org/10.1145/3460120.3485369>
 - Yuval Marcus, Ethan Heilman, and Sharon Goldberg. 2018. Low-Resource Eclipse Attacks on Ethereum's Peer-to-Peer Network. *IACR Cryptology ePrint Archive 2018* (2018), 236. <http://eprint.iacr.org/2018/236>
 - Michael Mirkin, Yan Ji, Jonathan Pang, Arian Klages-Mundt, Itay Eyal, and Ari Juels. 2019. BDoS: Blockchain Denial of Service. (2019). [arXiv:cs.CR/1912.07497](https://arxiv.org/abs/1912.07497)
 - Satoshi Nakamoto. 2009. Bitcoin: A Peer-to-Peer Electronic Cash System. (May 2009). <http://www.bitcoin.org/bitcoin.pdf>
 - Arvind Narayanan, Joseph Bonneau, Edward W. Felten, Andrew Miller, and Steven Goldfeder. 2016. *Bitcoin and Cryptocurrency Technologies - A Comprehensive Introduction*. Princeton University Press. <http://press.princeton.edu/titles/10908.html>
 - Daniel Pérez and Benjamin Livshits. 2020. Broken Metre: Attacking Resource Metering in EVM. In *27th Annual Network and Distributed System Security Symposium, NDSS 2020, San Diego, California, USA, February 23-26, 2020*. The Internet Society. <https://www.ndss-symposium.org/ndss-paper/broken-metre-attacking-resource-metering-in-evm/>
 - Muhammad Saad, Laurent Njilla, Charles A. Kamhoua, Joongheon Kim, Dae-Hun Nyang, and Aziz Mohaisen. 2019. Mempool optimization for Defending Against DDOS Attacks in PoW-based Blockchain Systems. In *IEEE International Conference on Blockchain and Cryptocurrency, ICBC 2019, Seoul, Korea (South), May 14-17, 2019*. IEEE, 285–292. <https://doi.org/10.1109/BLOC.2019.8751476>
 - Muoi Tran, Inho Choi, Gi Jun Moon, Anh V. Vu, and Min Suk Kang. 2020. A Stealthier Partitioning Attack against Bitcoin Peer-to-Peer Network. In *To appear in Proceedings of IEEE Symposium on Security and Privacy (IEEE S&P)*.