

A LARGE-SCALE DATASET FOR AUDIO-LANGUAGE REPRESENTATION LEARNING

Luoyi Sun¹

Xuenan Xu²

Mengyue Wu^{2,†}

Weidi Xie^{1,3,†}

¹CMIC & ²X-LANCE, Shanghai Jiao Tong University

³Shanghai AI Laboratory

ABSTRACT

The AI community has made significant strides in developing powerful foundation models, driven by large-scale multimodal datasets. However, in the audio representation learning community, the present audio-language datasets suffer from limitations such as insufficient volume, simplistic content, and arduous collection procedures. To tackle these challenges, we present an innovative and automatic audio caption generation pipeline based on a series of public tools or APIs, and construct a large-scale, high-quality, audio-language dataset, named as Auto-ACD, comprising over 1.9M audio-text pairs. To demonstrate the effectiveness of the proposed dataset, we train popular models on our dataset and show performance improvement on various downstream tasks, namely, audio-language retrieval, audio captioning, environment classification. In addition, we establish a novel test set and provide a benchmark for audio-text tasks. The proposed dataset will be released at <https://auto-acd.github.io/>.

Index Terms— audio-text dataset, contrastive learning, automated audio captioning

1. INTRODUCTION

In the recent literature, foundation models, like CLIP [1], variants of GPT [2], DALL-E 2 [3] and Stable Diffusion [4], have shown tremendous success. Despite being different in architectural or algorithmic designs, they are fundamentally lying on a common basis: large-scale multimodal datasets, for example, MMC4 [5], LAION [6], indicating an emerging transition from a model-centric to data-centric representation learning. The former considers pushing the boundaries of model design within the constraints of a predetermined data budget, while the latter focuses on curating large-scale and high-quality datasets in a scalable manner.

In the audio community, there have been recent endeavours focused on constructing audio-language datasets, as demonstrated in Table. 1. However, existing datasets potentially suffer from two limitations, for instance, Clotho [7] and AudioCaps [8], which contain audios typically comprising 1 to 3 sound events, accompanied by high-quality text descriptions provided by human annotators. They are clearly challenging to scale up. On the other hand, LAION-Audio-630K [9] and WavCaps [10] source large amounts of raw data from online foley websites, then employ sentence templates or keyword-to-caption models to convert the original audio labels into free-form sentences. However, it is questionable whether the resulting language descriptions indeed offer any additional information beyond simple prompts or sound tags.

This paper presents our recent efforts for constructing a large-scale, high-quality, audio-language dataset, with minimal manual efforts, termed as Auto-ACD. Specifically, building on the prior of robust audio-visual correspondence in existing video datasets, for example, VGGSound [11], AudioSet [12]. A comprehensive visual

Dataset	Quantity	Length	# Vocab.	Env.	Auto.
AudioCaps [8]	57K	8.8	5K	×	×
Clotho [7]	30K	11.3	4K	×	×
LAION-Audio-630K [9]	630K	7.3	311K	×	✓
WavCaps [10]	400K	7.8	29K	×	✓
Auto-ACD (ours)	1.9M	18.1	23K	✓	✓

Table 1. Comparison with other audio caption datasets. “Length” and “# Vocab.” refer to average length and vocabulary. “Env.” and “Auto.” refer to environmental information and automatic pipeline, respectively.

scene understanding is thus expected to serve as valuable information source for generating high-quality audio descriptions. In fact, AudioCaps were exactly constructed by providing annotators both word labels (by AudioSet) and the accompanied videos. Particularly, we employ a range of publicly available tools or APIs across the general AI community, *e.g.*, vision, language and audio models, to generate comprehensive language descriptions for the audio tracks of the given video datasets. As a result, these language descriptions not only depict the type of sound and its source, but also describe the auditory attributes and the specific location of its occurrence. Due to the limited information in audio tags, these pieces of information are infrequently present within the existing datasets.

To assess the efficacy of Auto-ACD, we conduct experiments from four aspects: *First*, we launch a joint audio-language representation learning using InfoNCE loss [13, 14], and evaluate the model via a retrieval task between audio and language, showing noticeable improvement over existing datasets; *Second*, we conduct zero-shot environment classification experiments both before and after fine-tuning, thus substantiating the accurate environmental information within our dataset; *Third*, we benchmark on audio-language generation task, namely, automatic audio captioning, by training a lightweight mapping network between the pre-trained audio backbone and GPT2, showing superior performance on the widely used benchmark, *e.g.*, Clotho; *Fourth*, we manually filter a test set and introduce a novel benchmark for audio-text tasks. This benchmark assesses the model to grasp information beyond mere audio tags, for example, the environment and fine-grained categories of sound, we set a baseline for future research in this direction.

2. DATASET CONSTRUCTION

To create a large-scale, audio dataset with rich language description, we base on the assumption that visual scene understanding serves as a strong prior. For instance, synchronized videos frequently showcase auditory cues, and visual information serves as a precise representation of the acoustic environment in which the sound happens.

In an audio caption, it is desirable to incorporate sound attributes, location, and fine-grained labels. To achieve this, we can leverage publicly available tools or APIs to gather the necessary information for audio description and mutually verify the results. For

† Corresponding author.

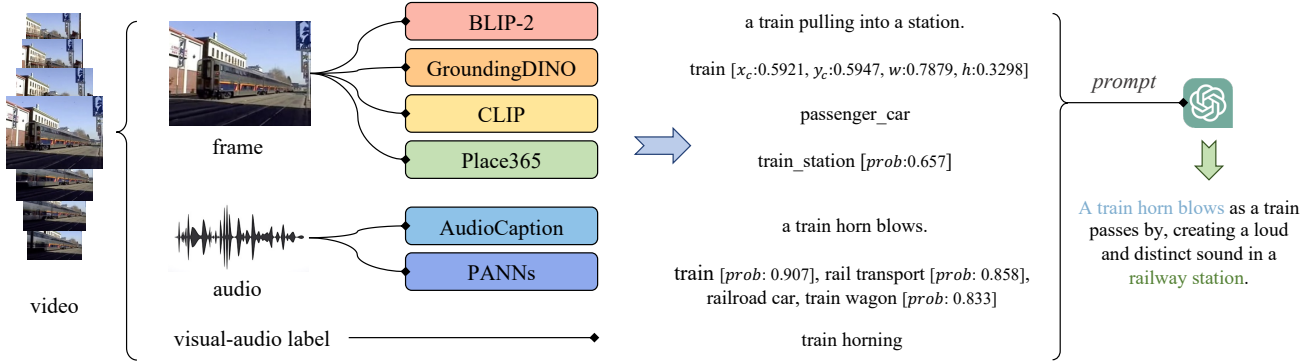


Fig. 1. Automatic pipeline for Auto-ACD collection.

instance, we can employ an object detection model to identify potential sources of sound, and an environmental classification model to extract scene categories. By extracting a wealth of information, we ensure the maximum coverage of accurate details, providing the language model with ample references.

2.1. Tools or APIs

Given one sample from existing large-scale video datasets, for example, AudioSet, VGGSound [11, 12], *i.e.*, denoted as $\mathcal{V} = \{f; a; y\}$, where f , a and y correspond to frame sequence, audio stream, and visual or audio labels, respectively. Our goal is to adopt a range of publicly available tools or APIs across the general AI community, *i.e.*, using off-the-shelf vision, language and audio models to construct language descriptions for audios, as shown in Fig. 1. In this section, we describe these tools in details.

Image Captioning. We employ the off-the-shelf BLIP-2 [15] model, which obtains competitive results for image captioning. This tool has the ability to generate captions for the entire image, and depict the primary subject or environment, in our case, we feed in the video’s middle frame.

Object Detection. We use the pre-trained Grounding DINO model [16], to identify objects within the middle frame, and preserve all the detected entities along with their corresponding prediction confidence scores.

Image Labeling. We adopt the pre-trained OpenAI CLIP model for image classification. Here, we utilize the prompt: “a photo of a {label}” to generate textual embedding, leveraging the category ontology from ImageNet [17].

Place Recognition. We employ the pre-trained PlaceCNN [18], to infer the environment context captured in videos. We retain the output results only when the probability exceeds 0.15. Given the robust correspondence between audio and visual signals, the environment depicted in the video is highly likely to represent the acoustic ambience in which the sound occurs.

Audio Tagging. We use the pre-trained PANNs [19] to predict the tags of sounds within the audio, and preserve the top three predictions with their confidence scores.

Audio Captioning. We use the existing AudioCaption [20] model, to generate concise and brief captions. This caption resembles the style of AudioCaps, with category information audio events.

Existing Audio-Visual Labels. In addition to the predictions from the model, we also adopt the provided labels of existing datasets, for

instance, VGGSound [11] gives a single label for each video, while AudioSet [12] provides multiple labels.

Summary. As for the language model, we use the OpenAI ChatGPT API¹, to assemble the abovementioned descriptions or labels into comprehensive descriptions for audio.

2.2. Caption Generation

Based on the visual and acoustic clues in video, we create a structured language paragraph, and use it to prompt ChatGPT to generate descriptions for audio. In detail, we incorporate the aforementioned clues into the prompt, accompanied by their corresponding confidence score, we also offer three sentence examples from AudioCaps or Clotho as instruction. While generating captions, we explicitly ask ChatGPT to remove information that is inaudible, *i.e.*, illogical and visually oriented elements, for example, colours. As a result, the large language model is able to analyze the scenario from all provided clues, and generate language description for audio, with sound category, and environment. The generated caption results are shown in Table. 2.

No.	Generated Caption
1.	Loud pops and bangs resonate as timbales are being played, creating rhythmic music in a room .
2.	Water gurgles and bubbles as a boat glides through, creating a soothing and peaceful underwater ambience.
3.	A woman speaks softly amidst the soothing sound of birds chirping, creating a serene atmosphere in a garden .
4.	A motorcycle engine idles before revving up, creating a loud sound in an urban environment .

Table 2. The results of generated captions in Auto-ACD, with accurate content and ample surrounding information. **Green** and **Yellow** refer to “where” and “how” the audio sounds like.

2.3. Dataset Statistics

As depicted in Table. 1, we collect 1.9 million audio-language pairs from AudioSet and VGGSound in total. Auto-ACD stands out as the largest audio-language dataset to date, with train, validation and manually filtered test sets. The text descriptions in Auto-ACD contain long texts (18 words) and diverse vocabularies (23K), and

¹<https://openai.com/chatgpt>

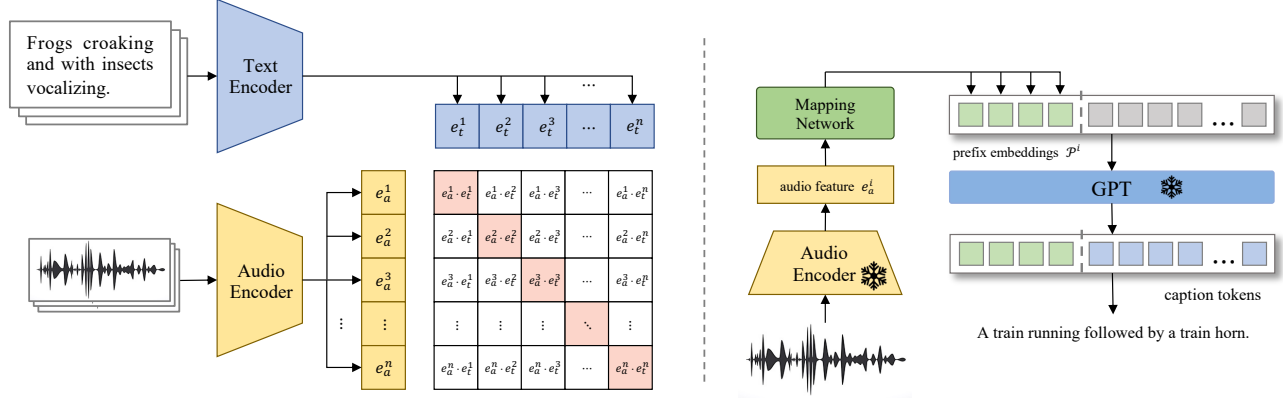


Fig. 2. Audio-text retrieval model and automatic audio captioning model frameworks.

provide information about the surrounding auditory environment in which sounds take place.

3. ARCHITECTURE

Audio-Language Contrastive Pre-training. To validate the efficacy of our proposed dataset, we train an audio-language model with standard contrastive learning, *e.g.*, infoNCE [21] loss, as shown in Fig.2. Specifically, we employ the pre-trained HTSAT [22] as the audio encoder, and the pre-trained RoBERTa [23] as the language encoder. Both encoders were initialised from the pre-trained CLAP model [9], and further finetuned on our dataset. We term our final model as Audio-Text Retrieval (ATR).

Given an audio-text pair (a^i, t^i) , we utilise audio encoder \mathcal{A}_{enc} and text encoder \mathcal{T}_{enc} to extract audio embedding $e_a^i = \mathcal{A}_{\text{enc}}(a^i)$ and text embedding $e_t^i = \mathcal{T}_{\text{enc}}(t^i)$, respectively. The model is then trained with contrastive loss, wherein the paired audio and language embeddings are treated as positive, and unpaired ones as negative, with the following loss function:

$$\mathcal{L} = \frac{1}{2N} \sum_{i=1}^N \left(\log \frac{\exp(e_a^i \cdot e_t^i / \tau)}{\sum_{j=1}^N \exp(e_a^i \cdot e_t^j / \tau)} + \log \frac{\exp(e_t^i \cdot e_a^i / \tau)}{\sum_{j=1}^N \exp(e_t^i \cdot e_a^j / \tau)} \right)$$

where τ represents the learnable temperature parameters.

Audio Captioning. To demonstrate the effectiveness of our pre-trained audio backbone, we also use audio captioning for evaluation. Inspired by ClipCap [24] and AutoAD [25], we adopt a lightweight audio captioning model, where both the audio backbone and language model (GPT-2) are fixed, and only a mapping network is trained, as shown in Fig. 2.

Given an audio-text pair (a^i, c^i) , we use the pre-trained audio encoder to extract audio features $e_a^i = \mathcal{A}_{\text{enc}}(a^i)$, and we convert the caption into a token sequence, c_1^i, \dots, c_k^i , where k indicates the maximal length of text. Then, we design a mapping network F_{map} to transform the extracted embedding into a set of prefix embeddings, *i.e.*, $\mathcal{P}^i = f_{\text{map}}(e_a^i)$.

Like ClipCap and AutoAD, we take the prefix embedding set as the condition for predicting the next token in an auto-regressive language model. Therefore, during training, we minimize the negative log-likelihood of predicting the correct word:

$$\mathcal{L} = - \sum_{i=1}^N \sum_{j=1}^{\ell} \log p_{\theta} \left(c_j^i \mid \mathcal{P}^i, c_1^i, \dots, c_{j-1}^i \right)$$

where θ represents the trainable parameters.

4. EXPERIMENTS

In this section, we evaluate on three tasks, namely, audio-language retrieval, audio captioning, and sound environment classification.

4.1. Audio-language Retrieval

Dataset. We conduct audio-text retrieval experiments on AudioCaps, Clotho, Auto-ACD_{VS}, and Auto-ACD datasets. AudioCaps, Clotho and Auto-ACD consist of 50K/495/975, 3.8K/1045/1045 and 1.9M/2K/1K data pairs in the train, validation, and test sets, respectively. Auto-ACD_{VS}, a subset of Auto-ACD, contains 190K data pairs exclusively generated from VGGSound. In the case of Clotho, validation and test set in AudioCaps, each data pair consists of one audio sample and five corresponding captions, while the remaining data pairs only comprise one audio-caption pair. It is worth mentioning that we manually filter and revise the Auto-ACD test set to ensure the accuracy of the included information.

Auto-ACD Benchmark. In addition to the Auto-ACD training set, we also randomly selected 2K data samples as the validation set and 1K samples as the test set. We manually verified the test set, by removing incorrect information from the language descriptions and rewriting inappropriate vocabulary expressions. This test set is used for evaluating both audio-language retrieval and automatic audio captioning tasks.

Metrics. In order to validate the rich and accurate information of our dataset, we compare the Recall@ k performance on commonly used datasets, for example, AudioCaps and Clotho.

Training Details. We train our proposed ATR for 20 epochs with a batch size of 768, using Adam optimizer with a warm-up, and an initial learning rate of 1e-4 with a cosine learning rate decay. We use the same hyperparameters with the existing CLAP model. Additionally, we introduce 25% random masking on words in the text and randomly apply augmentations such as Noise and Gain to 50% of audio samples. We further fine-tune the model on specific datasets with an initial learning rate of 2e-5 for 15 epochs.

Results. As shown in Table.3, we can draw the following observations: (i) training on our proposed Auto-ACD_{VS} dataset leads to a significant improvement in Recall@ k . (ii) training on Auto-ACD leads to a remarkable performance gain. This improvement is particularly evident when evaluating the model on the test set of AudioCaps, as AudioCaps is a subset of AudioSet and shares a similar data distribution with Auto-ACD. This fine-tuning process allows

Train Set	AudioCaps Eval.				Clotho Eval.				Auto-ACD Eval.			
	Audio→Text		Text→Audio		Audio→Text		Text→Audio		Audio→Text		Text→Audio	
	R@1	R@10	R@1	R@10	R@1	R@10	R@1	R@10	R@1	R@10	R@1	R@10
basic + LA	45.0	88.0	36.2	82.5	24.2	66.9	17.2	55.4	20.0	65.0	17.9	59.7
basic + ACD _{VS}	50.5	90.6	39.8	86.9	24.2	62.9	20.0	58.9	39.2	86.2	39.6	85.7
basic + ACD	53.1	91.1	39.9	85.9	18.5	56.7	14.1	48.3	48.1	92.1	51.1	92.1
basic + ACD * FT	56.2	93.7	44.4	89.0	29.1	68.2	24.1	64.8	-	-	-	-

Table 3. The audio-text retrieval results on AudioCaps, Clotho and ACD test sets. “basic”, “LA” and “ACD” refer to the combination of AudioCaps and Clotho, LAION-Audio-630K and Auto-ACD, respectively. “ACD_{VS}” is a subset of Auto-ACD, curated from VGGSound. “* FT” refers to fine-tuning the model on the target dataset.

the model to acquire more comprehensive understanding of both audio and text information, thus better retrieval performance. (iii) on the Auto-ACD benchmark, which contains more diverse lexicon and abundant language description, training on Auto-ACD datasets significantly outperforms the model trained on Laion-Audio-630K.

4.2. Automatic Audio Captioning

Dataset. In addition to the datasets mentioned in Section 4.1, we also use the MACS dataset [26], that consists of 3.9K audio-text data pairs, with each audio containing two to five captions and several audio tags. In total, we train the audio captioning model using a total of 58k data pairs from Clotho, AudioCaps and MACS, and evaluate the model on Clotho and Auto-ACD test set.

Metrics. In addition to conventional captioning metrics, for example, Meteor [27], RougeL [28], Spider [29], we incorporate SentenceBERT [30] as additional evaluation metrics, that not solely rely on lexical alignment, but rather prioritize the semantic resemblance and accuracy of the captions’ content.

Training Details. We devise two mapping networks, MLP and transformer, and selectively fine-tune the parameters of GPT during the training process. We set the number of prefixes to be 8, each with a dimension of 512. We train this audio captioning model on the MACS [26], Clotho and AudioCaps for 15 epochs with a batch size of 128 and an initial learning rate of 5e-4. In this task, we compare the audio encoder from our ATR model and the pre-trained CLAP [9], by only training the mapping network of both models on the benchmark datasets, namely, Clotho, and Auto-ACD.

Results. As shown in Table. 4, we can draw two observations: (i) The automatic audio captioning model, with the audio encoder initialised from our pre-trained ATR model, shows improved performance across all evaluation metrics than baseline. (ii) There is a more pronounced outcome when evaluated on Auto-ACD: the baseline approach’s performance oversees a sharp decrease on the test set of Auto-ACD. We conjecture this is because the baseline features extracted from CLAP model lack detailed descriptions of environmental information. While captioning model based on our ATR model shows a significant improvement in performance, and is able to precisely infer where the sound occurs. This observation signifies that Auto-ACD showcases an extensive lexicon, enabling the portrayal of a given audio using various sentence structures. On the other side, it illustrates that models trained on our dataset will deduce the context in which the sound emanates.

4.3. Environment Classification

One of the distinguishing aspects of Auto-ACD is its environmental information within the text descriptions. After training on Auto-

Eval Set	Audio Encoder	Meteor	RougeL	Spider	S-BERT	Env.
Clotho	CLAP	15.5	34.9	20.6	46.0	×
	Ours	16.8	36.5	21.5	47.3	×
Auto-ACD	CLAP	9.9	23.0	19.6	8.7	×
	Ours	20.8	37.2	55.0	9.4	✓

Table 4. The automatic audio captioning results on Clotho and Auto-ACD test sets. “S-BERT” refers to SentenceBERT, “Env.” refers to the environmental information in predicted captions.

ACD, we conducted environment classification on two scenarios, one is on urban acoustic scene dataset [31], that has been used in the DCASE 2020 challenge, denoted as *DCASE 2020 Mobile*, the other one is a set of samples from the AudioSet evaluation set that are labelled with child classes of “Acoustic environment” in the AudioSet ontology, denoted as *AudioSet Env*. To avoid data leakage, here we only employ the model pre-trained on Auto-ACD_{VS} for this experiment. As depicted in Table. 5, the results indicate that our audio-language model demonstrates a stronger recognition ability of environments over CLAP.

Model	DCASE 2020 Mobile	AudioSet Env
CLAP	32.2	19.5
Ours	36.5	39.5*

Table 5. Zero-Shot Acoustic Environment Classification. “*” refers to pre-training model on Auto-ACD_{VS}.

5. CONCLUSION

In this paper, we present an automated pipeline for audio caption generation, accompanied by a large-scale and comprehensive audio captioning dataset with 1.9M data pairs. Furthermore, we assess the performance of previous models on our dataset to authenticate the efficacy, and provide a manually checked test and a benchmark for audio-text tasks. These experimental findings unveil the wealth of information inherent in our data, facilitating the models to learn a more robust audio representation.

6. REFERENCES

- [1] A. Radford, J. W. Kim, C. Hallacy, A. Ramesh, G. Goh, S. Agarwal, G. Sastry, A. Askell, P. Mishkin, J. Clark *et al.*, “Learning transferable visual models from natural language supervision,” in *Proc. ICML*, 2021, pp. 8748–8763.

- [2] A. Radford, J. Wu, R. Child, D. Luan, D. Amodei, I. Sutskever *et al.*, “Language models are unsupervised multitask learners,” *OpenAI blog*, vol. 1, no. 8, p. 9, 2019.
- [3] A. Ramesh, P. Dhariwal, A. Nichol, C. Chu, and M. Chen, “Hierarchical text-conditional image generation with clip latents,” *arXiv preprint arXiv:2204.06125*, 2022.
- [4] R. Rombach, A. Blattmann, D. Lorenz, P. Esser, and B. Ommer, “High-resolution image synthesis with latent diffusion models,” in *Proc. IEEE/CVF CVPR*, 2022, pp. 10 684–10 695.
- [5] W. Zhu, J. Hessel, A. Awadalla, S. Y. Gadre, J. Dodge, A. Fang, Y. Yu, L. Schmidt, W. Y. Wang, and Y. Choi, “Multimodal C4: An open, billion-scale corpus of images interleaved with text,” *arXiv preprint arXiv:2304.06939*, 2023.
- [6] C. Schuhmann, R. Beaumont, R. Vencu, C. Gordon, R. Wightman, M. Cherti, T. Coombes, A. Katta, C. Mullis, M. Wortsman *et al.*, “Laion-5b: An open large-scale dataset for training next generation image-text models,” in *Proc. NIPS*, vol. 35, 2022, pp. 25 278–25 294.
- [7] K. Drossos, S. Lipping, and T. Virtanen, “Clotho: An audio captioning dataset,” in *Proc. IEEE ICASSP*. IEEE, 2020, pp. 736–740.
- [8] C. D. Kim, B. Kim, H. Lee, and G. Kim, “Audiocaps: Generating captions for audios in the wild,” in *NAACL*, 2019, pp. 119–132.
- [9] Y. Wu, K. Chen, T. Zhang, Y. Hui, T. Berg-Kirkpatrick, and S. Dubnov, “Large-scale contrastive language-audio pretraining with feature fusion and keyword-to-caption augmentation,” in *Proc. IEEE ICASSP*, 2023, pp. 1–5.
- [10] X. Mei, C. Meng, H. Liu, Q. Kong, T. Ko, C. Zhao, M. D. Plumbley, Y. Zou, and W. Wang, “Wavcaps: A chatgpt-assisted weakly-labelled audio captioning dataset for audio-language multimodal research,” *arXiv preprint arXiv:2303.17395*, 2023.
- [11] H. Chen, W. Xie, A. Vedaldi, and A. Zisserman, “Vggsound: A large-scale audio-visual dataset,” in *Proc. IEEE ICASSP*, 2020, pp. 721–725.
- [12] J. F. Gemmeke, D. P. Ellis, D. Freedman, A. Jansen, W. Lawrence, R. C. Moore, M. Plakal, and M. Ritter, “Audio set: An ontology and human-labeled dataset for audio events,” in *Proc. IEEE ICASSP*, 2017, pp. 776–780.
- [13] A. v. d. Oord, Y. Li, and O. Vinyals, “Representation learning with contrastive predictive coding,” *arXiv preprint arXiv:1807.03748*, 2018.
- [14] T. Han, W. Xie, and A. Zisserman, “Video representation learning by dense predictive coding,” in *Proc. ICCVW*, 2019, pp. 1–13.
- [15] J. Li, D. Li, S. Savarese, and S. Hoi, “BLIP-2: bootstrapping language-image pre-training with frozen image encoders and large language models,” in *ICML*, 2023, pp. 1–13.
- [16] S. Liu, Z. Zeng, T. Ren, F. Li, H. Zhang, J. Yang, C. Li, J. Yang, H. Su, J. Zhu *et al.*, “Grounding dino: Marrying dino with grounded pre-training for open-set object detection,” *arXiv preprint arXiv:2303.05499*, 2023.
- [17] J. Deng, W. Dong, R. Socher, L.-J. Li, K. Li, and L. Fei-Fei, “Imagenet: A large-scale hierarchical image database,” in *Proc. IEEE/CVF CVPR*, 2009, pp. 248–255.
- [18] B. Zhou, A. Lapedriza, A. Khosla, A. Oliva, and A. Torralba, “Places: A 10 million image database for scene recognition,” *IEEE TPAMI*, vol. 40, no. 6, pp. 1452–1464, 2017.
- [19] Q. Kong, Y. Cao, T. Iqbal, Y. Wang, W. Wang, and M. D. Plumbley, “Panns: Large-scale pretrained audio neural networks for audio pattern recognition,” *IEEE/ACM TASLP*, vol. 28, pp. 2880–2894, 2020.
- [20] X. Xu, Z. Zhang, Z. Zhou, P. Zhang, Z. Xie, M. Wu, and K. Q. Zhu, “Blat: Bootstrapping language-audio pre-training based on audioset tag-guided synthetic data,” *arXiv preprint arXiv:2303.07902*, 2023.
- [21] A. Radford, J. W. Kim, C. Hallacy, A. Ramesh, G. Goh, S. Agarwal, G. Sastry, A. Askell, P. Mishkin, J. Clark *et al.*, “Learning transferable visual models from natural language supervision,” in *Proc. ICML*. PMLR, 2021, pp. 8748–8763.
- [22] K. Chen, X. Du, B. Zhu, Z. Ma, T. Berg-Kirkpatrick, and S. Dubnov, “Hts-at: A hierarchical token-semantic audio transformer for sound classification and detection,” in *Proc. IEEE ICASSP*, 2022, pp. 646–650.
- [23] Y. Liu, M. Ott, N. Goyal, J. Du, M. Joshi, D. Chen, O. Levy, M. Lewis, L. Zettlemoyer, and V. Stoyanov, “Roberta: A robustly optimized bert pretraining approach,” *arXiv preprint arXiv:1907.11692*, 2019.
- [24] R. Mokady, A. Hertz, and A. H. Bermano, “Clipcap: Clip prefix for image captioning,” *arXiv preprint arXiv:2111.09734*, 2021.
- [25] T. Han, M. Bain, A. Nagrani, G. Varol, W. Xie, and A. Zisserman, “Autoad: Movie description in context,” in *Proc. IEEE/CVF CVPR*, 2023, pp. 18 930–18 940.
- [26] I. Martin Morato and A. Mesaros, “Diversity and bias in audio captioning datasets,” in *Proc. DCASE*, 2021, pp. 90–94.
- [27] S. Banerjee and A. Lavie, “Meteor: An automatic metric for mt evaluation with improved correlation with human judgments,” in *ACL Workshop on MT*, 2005, pp. 65–72.
- [28] C.-Y. Lin and E. Hovy, “Automatic evaluation of summaries using n-gram co-occurrence statistics,” in *NAACL*, 2003, pp. 150–157.
- [29] S. Liu, Z. Zhu, N. Ye, S. Guadarrama, and K. Murphy, “Improved image captioning via policy gradient optimization of spider,” in *Proc. IEEE/CVF CVPR*, 2017, pp. 873–881.
- [30] N. Reimers and I. Gurevych, “Sentence-bert: Sentence embeddings using siamese bert-networks,” in *Proc. EMNLP*, 2019, pp. 3982–3992.
- [31] T. Heittola, A. Mesaros, and T. Virtanen, “Tau urban acoustic scenes 2020 mobile, development dataset,” 2020. [Online]. Available: <https://doi.org/10.5281/zenodo.3670167>

7. APPENDIX

7.1. Dataset Statistics

As illustrated in Fig. 3 and Table. 1, Auto-ACD surpasses the other datasets in terms of data volume, average sentence length, and contains relatively wide verbal vocabulary. To the best of our knowledge, Auto-ACD is the first million-level audio-language dataset. Additionally, Auto-ACD stands as the only audio-language dataset that encompasses environmental information, not only delineates the type and source of sounds but also specifies the location of their occurrence, increasing the richness of contextual details.

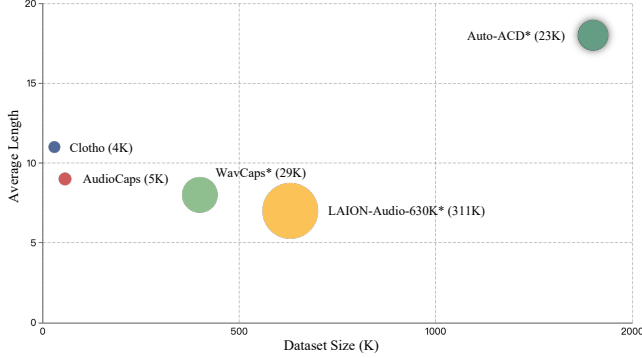


Fig. 3. Dataset statistics of audio-language datasets. The X-axis and Y-axis refer to the quantity and average lengths within per dataset, while the size of each data point (numbers in parentheses) reflects the vocabulary coverage. The data point with shadow refers to descriptions enriched with environmental context, "*" signifies datasets collected automatically.

7.2. Dataset Comparison

As indicated in Table. 6, we present a comparison of captions from LAION-Audio-630K, WavCaps, and Auto-ACD for the same audio sample. Specifically, LAION-Audio-630K employs a keyword-to-caption model to convert the strong labels to captions. WavCaps utilizes ChatGPT to rephrase the strong labels into simple captions. It can be observed that captions in LAION-Audio-630K and WavCaps are concise and contain minimal information beyond the audio tags. In particular, LAION-Audio-630K may include sentences that deviate from common sense, for example, describing "rapping a tree" for an audio tag of "rapping". WavCaps exhibit a monotonous sentence structure, such as "... sound can be heard." In contrast, Auto-ACD features longer sentences with a richer depiction of the audio scenes.

7.3. ChatGPT Prompt

In this section, we detail the prompt used as input to ChatGPT. As shown in Fig. 4, we start by formulating the specific task and criteria for the desired outcome, then give seven distinctive visual-audio cues into the prompt. Lastly, we provide three illustrative examples of captions for reference purposes. For visualisation purpose, we here use a color-coded system to distinguish various cues.

7.4. Dataset Visualization

As shown in Table. 7, we show more generated captions for audios from VGGSound and AudioSet. Note that, we present the video sequences to demonstrate how visual information can assist the language description for audio. It can be observed that, the captions

No.	Dataset	Generated Caption
	LA.	A person is rapping a tree.
1.	WavC.	Music plays with a man rapping.
	ACD	A woman sings while hip hop music plays in the background, creating a rapping audio event in a computer room.
	LA.	a slushy water lily.
2.	WavC.	Stream noise, crowd and splashing sounds.
	ACD	A crowd of people yells and cheers as water sloshes in the background at a water park.
	LA.	a truck with a siren and a fire engine in an emergency.
3.	WavC.	A fire engine siren is heard.
	ACD	An emergency vehicle siren blares loudly as a fire truck rushes through a residential neighbourhood.
	LA.	a vehicle with a medium frequency of engine idling.
4.	WavC.	A medium engine sound can be heard.
	ACD	A medium-sized engine is idling and vibrating, while an adult male speaks in the background near a running vehicle.

Table 6. Caption comparison with LAION-Audio-630K and WavCaps, "LA.", "WavC." and "ACD" refer to LAION-Audio-630K, WavCaps and Auto-ACD, respectively.

Prompting ChatGPT to generate caption for audio
I will give you some information from a video and an audio, this audio is separated from the video.
There is a caption for an audio, simple audio caption , this sentence simply describe what happens in the audio.
There are some audio tags: multiple audio tags , they indicate the audio events in this audio. number indicates the probability.
The audio-visual label is dataset visual-audio label .
I extract a key frame from one video, and this is the image caption of this frame: image caption ; this is the image label: image label ; this is the object detection: object detection ; this is the place detection: place label .
Now, please help me write one audio caption using common vocabulary and no more than 24 words, providing a description of what happened in the audio, and infer where the audio happened. You can refer the above information, and some visual information is inaccurate and can be ignored, please using the audio-visual label check the audio event in your caption.
The sentence you write need to be like these following examples: A bell chimes thrice as birds chirp in the background in the forest. A lawnmower engine buzzing and stopping to take a few breaks on the lawn. A machine being operated intermittently and people talking in the background in a factory.

Fig. 4. Detailed prompt provided to ChatGPT. For visualisation purpose, we use different colors to highlight diverse visual-audio cues.

in Auto-ACD not only accurately depict sound events but also infer contextual information based on visual priors, that can also be inferred from audios, for example, (i) environmental details, for instance, "a rainy day" and "in a railway environment", (ii) sound attributes like "a loud and powerful sound" and "people talk in the distance", (iii) sound variations, for example, "motorcycle engine revs up and down" and "a train approaches".

No. Generated Caption

1.



Rain falls hard on a surface as **people talk** in the distance, creating a soothing ambiance of a rainy day.

2.



The **motorcycle engine** revs **up and down** while driving through a residential neighborhood, accompanied by **some speech** and **light engine sounds**.

3.



A **melodic accordion tune** fills the air as the musician plays in a music studio, creating a pleasant ambiance.

4.



A **train horn** blares as a train approaches, creating a **loud and powerful sound** in a railway environment.

5.



Sheep bleat in the distance as **people talk faintly**, creating a pastoral atmosphere in a wheat field.

6.



A roaring crowd erupts in **cheers and battle cries**, creating an electrifying atmosphere during a lively event.

7.



Bird wings flap as rustling and **birds chirping** in the background create a serene ambiance in a garden.

8.



A **singing bowl** resonates with a **gentle gong sound**, accompanied by soft music playing in a church.

Table 7. Data visualization in Auto-ACD. In each sample, the top line showcases the video frame sequence, the bottom line presents the corresponding audio caption. The sound events in the caption are highlighted in **bold** text.