

AI/ML for Beam Management in 5G-Advanced

Qing Xue, *Member, IEEE*, Jiajia Guo, *Member, IEEE*, Binggui Zhou, Yongjun Xu, *Senior Member, IEEE*, Zhidu Li, *Member, IEEE*, and Shaodan Ma, *Senior Member, IEEE*

Abstract—In beamformed wireless cellular systems such as 5G New Radio (NR) networks, beam management (BM) is a crucial operation. In the second phase of 5G NR standardization, known as 5G-Advanced, which is being vigorously promoted, the key component is the use of artificial intelligence (AI) based on machine learning (ML) techniques. AI/ML for BM is selected as a representative use case. This article provides an overview of the AI/ML for BM in 5G-Advanced. The legacy non-AI and prime AI-enabled BM frameworks are first introduced and compared. Then, the main scope of AI/ML for BM is presented, including improving accuracy, reducing overhead and latency. Finally, the key challenges and open issues in the standardization of AI/ML for BM are discussed, especially the design of new protocols for AI-enabled BM. This article provides a guideline for the study of AI/ML-based BM standardization.

I. INTRODUCTION

The evolution of 5G New Radio (NR) has progressed swiftly since the 3rd generation partnership project (3GPP) standardized the first NR release (Release 15) in mid-2018, which laid the basis for the commercial deployment of 5G worldwide. The millimeter wave (mmWave) spectrum has been considered as an enabler of the performance requirements for NR due to its ability to provide enormous available bandwidth and unprecedented data rates. However, mmWave signals suffer from severe free-space path loss and atmospheric absorption. To deal with the impairments, the 5G Node Base Station (gNB) and User Equipments (UEs) must establish highly directional transmission links to achieve a sufficient link budget and sustain an acceptable communication quality. The consequence is the need for precise alignment of the transmitter and the receiver beams through a set of operations known as *beam management (BM)* [1]. Although 3GPP Release 15 supports flexible BM functionality to accommodate different implementation and usage scenarios, the BM signaling overhead and latency become a bottleneck for moderate-to-high-speed UE mobility. In response to this issue, various enhancements for BM in 5G at mmWave frequencies are specified in Releases 16 and 17.

The second major step in the evolution of 5G mobile networks towards 6G and beyond is called 5G-Advanced [2], which is a new term approved by 3GPP in April 2021. One key component of 5G-Advanced is the use of artificial intelligence (AI) based on machine learning (ML) techniques,

thereby delivering intelligent network solutions and covering numerous new use cases beyond previously defined use cases and deployment options. 3GPP Release 18, the start of 5G-Advanced, considers AI-native air interface [3]. The study item takes a use-case-centric approach, focusing on the use cases of channel state information (CSI) feedback enhancement [4], BM, and positioning accuracy enhancements [5]. Herein, we focus on the second use case, that is, AI/ML for BM. Unlike the traditional approaches backed by domain knowledge and rigorous theoretical proofs, AI/ML-based approaches, especially deep learning and reinforcement learning, can automatically learn features from training data through neural networks (NNs). As a result, AI/ML algorithms can be employed for beam prediction to reduce overhead and latency and improve beam selection accuracy. In the past few years, academic achievements have mushroomed in response to different scenarios. For an overview of the state-of-the-art AI/ML-enabled BM in existing literature, we refer the interested readers to [6]. In fact, most of these methods are difficult to be immediately deployed in practical systems.

In contrast to [6], this article introduces AI-enabled BM from an industrial perspective, as well as its challenges and open issues in deployment, especially in the standardization of 5G-Advanced. The remainder of the article is organized as follows. We first introduce and compare the representative non-AI and AI-enabled BM in Section II, and then present the standardization scope and open challenges of AI/ML for BM in 5G-Advanced in Section III. Finally, Section IV concludes this article.

II. REPRESENTATIVE NON-AI AND AI-ENABLED BM FRAMEWORKS

A. Non-AI BM Frameworks

Communications at high frequencies such as mmWave require directionality (e.g., using high-dimensional phased arrays) to compensate for severe propagation loss. Therefore, UEs and gNBs in 3GPP NR need to align their beams during both initial access and data transmissions to ensure sufficient beamforming gain. Toward this goal, 3GPP has specified a set of basic Layer 1 (L1)/Layer 2 (L2) procedures under the term BM for the control of multiple beams in NR, which include at least the following aspects:

1) *Beam sweeping*, i.e., beams transmitted and/or received in a predetermined manner during a time interval to cover a spatial area. In general, this process is carried out with an exhaustive search, where the gNB/UE has a predefined codebook of directions covering the angular space for transmitting/receiving synchronization and reference signals (RSs) sequentially.

Qing Xue is with Chongqing University of Posts and Telecommunications, Chongqing 400065, China, and also with University of Macau, Macao SAR, China (e-mail: xueq@cqupt.edu.cn).

Jiajia Guo, Binggui Zhou and Shaodan Ma are with University of Macau, Macao SAR, China (e-mails: jiajiagu@seu.edu.cn; binggui.zhou@connect.um.edu.mo; shaodanma@um.edu.mo).

Yongjun Xu and Zhidu Li are with Chongqing University of Posts and Telecommunications, Chongqing 400065, China (e-mails: xuyj@cqupt.edu.cn; lizd@cqupt.edu.cn).

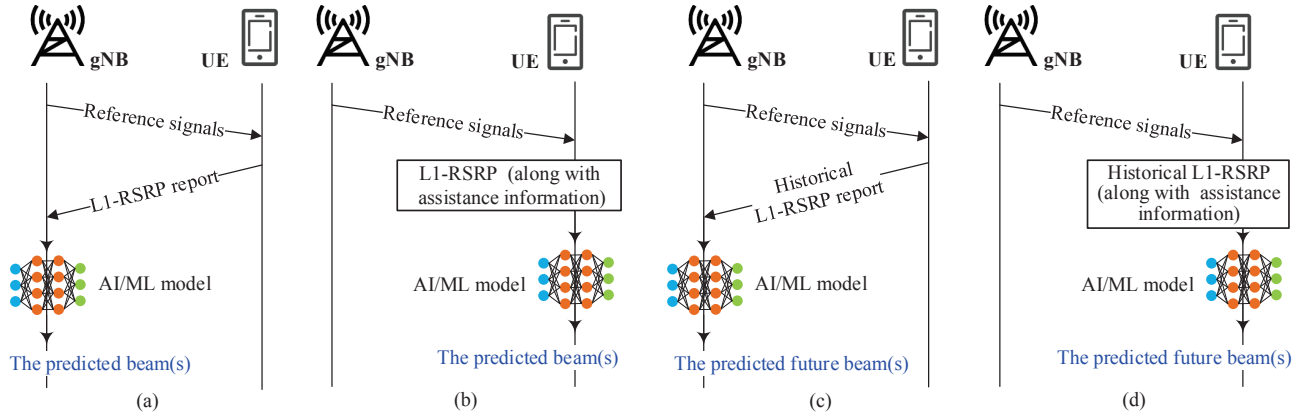


Fig. 1. Typical BM procedures for (a) SBP with a gNB-side AI/ML model, (b) SBP with a UE-side AI/ML model, (c) TBP with a gNB-side AI/ML model, and (d) TBP with a UE-side AI/ML model.

2) *Beam measurement*, i.e., the gNB (for uplink) or UE (for downlink) measures the characteristics/quality of the received signals. Typically, signal quality is expressed in terms of reference signal received power (RSRP) or signal-to-interference-plus-noise ratio (SINR).

3) *Beam determination*, i.e., the gNB or UE selects their own suitable transmit/receive beam(s) according to the results obtained during the beam measurement procedure. The selected beam(s) that usually experienced the maximum RSRP or SINR will be used to establish directional communication for the subsequent transmission and reception.

4) *Beam reporting*, i.e., the procedure with which the UE reports information about the beam quality and beam decision to the radio access network.

These procedures are periodically repeated to update the optimal transmit-receive beam pair over time. For idle UEs, BM is the basis for designing a directional initial access strategy. For connected UEs, the directional path may deteriorate rapidly due to the dynamics of mmWave channels, requiring BM to maintain beam alignment, which is called beam tracking. Built on Release 15, 3GPP Releases 16 and 17 enhanced BM in various design aspects. For example, L1-RSRP-based beam measurement is supported in Release 15, while Release 16 introduces L1-SINR-based beam measurement to facilitate interference-aware beam selection. As downlink and uplink beam indications share similar characteristics, Release 17 specifies a unified transmission configuration indicator (TCI)-based framework for downlink and uplink beam indication for reduction of signaling overhead and latency [7]. In particular, operation of multiple transmission/reception points (TRPs) is enhanced in Releases 16 and 17, while Release 15 mainly focuses on single TRP-based operation.

Despite the enhancements above, conventional BM usually suffers from significant overhead, increased communication delay, and degraded spectral efficiency. It is because that a large number of beam measurements and reports are required in order to identify the optimal beam pair between a gNB and a UE. The situation is even worse when UE mobility, especially high mobility, is considered. In high-speed scenarios, it is almost impossible to maintain a desired narrow beam pair due to the latency of the BM procedure. To address these issues,

AI/ML-based solutions have attracted great interest, especially for beam prediction and beam measurement feedback compression.

B. AI-enabled BM Frameworks

AI/ML is expected to trigger a paradigm shift in future wireless networks. The solutions based on AI/ML will be used to introduce “cognitive” network management and address multi-dimensional optimization problems in real-time and non-real-time network operations. A first area for concrete AI/ML enhancement could be on BM such as beam prediction in time and/or spatial domain for overhead and latency reduction, beam selection accuracy improvement, etc. Among various AI/ML-based frameworks, only those that require no or slight modification for application in existing systems are prioritized in 5G-Advanced, while those that fully disrupt existing systems will likely be studied in 6G and beyond. In line with the 3GPP design for 5G-Advanced [8], [9], we discuss two representative BM use cases based on AI/ML in the following and consider a downlink architecture. For ease of explanation, we define two beam sets, i.e., \mathcal{A} and \mathcal{B} , where \mathcal{A} is for beam prediction and \mathcal{B} is for beam measurement.

Spatial Beam Prediction (SBP): spatial downlink beam prediction for \mathcal{A} based on the measurements of \mathcal{B} . In this framework, the AI/ML model training and inference can be implemented on the gNB side or on the UE side.

Option 1: AI/ML model training at gNB-side. Fig. 1(a) shows a typical procedure for SBP with a gNB-side AI/ML model, where the measured L1-RSRP values of \mathcal{B} are used as the AI/ML model inputs to predict the best beams in \mathcal{A} . In general, for AI/ML output for beam prediction, transmit and/or receive beam ID(s) is preferred. In this subcase, there are two alternatives for the relationship between \mathcal{A} and \mathcal{B} . One is that \mathcal{B} is a subset of \mathcal{A} . The benefit is the reduction in overhead and latency, since gNB will send fewer RSs in comparison with legacy and only needs to scan a subset of beams for transmit beam sweeping. The other alternative is that \mathcal{B} consists of wide beams while \mathcal{A} consists of narrow beams. For the wide-to-narrow beam prediction, by measuring the wide beams, one or a group of narrow beams can be

predicted without any measurements. Hence, the overhead and latency can also be reduced.

Option 2: AI/ML model training at UE-side. Fig. 1(b) shows a typical procedure for SBP with a UE-side AI/ML model, where UE measures the beams from \mathcal{B} and reports the strongest beam index(es) optionally along with the corresponding predicted L1-RSRP(s) within \mathcal{A} . The relationship between \mathcal{A} and \mathcal{B} in this subcase is the same as that for gNB-side AI/ML model. The benefit of this subcase is also similar to that in option 1. In particular, some assistance information that provides spatial association between \mathcal{A} and \mathcal{B} may be used as an auxiliary input to on-device AI/ML models for beam prediction. For example, having information about the gNB beam shape, e.g., knowing the beam boresight directions (azimuth and elevation) along with 3dB beamwidth for the beams from \mathcal{A} and \mathcal{B} , could enhance the prediction accuracy. Meanwhile, a richer UE report could be achieved, which contains information about gNB beams from \mathcal{A} with higher angular resolution.

Temporal Beam Prediction (TBP): temporal downlink beam prediction for \mathcal{A} based on the historic measurement results of \mathcal{B} . Similar to SBP, gNB and UE can optionally perform AI/ML model training in this framework.

Option 1: AI/ML model training at gNB-side. Fig. 1(c) shows a typical procedure for TBP with a gNB-side AI/ML model, where gNB predicts the best beams within \mathcal{A} for the following y BM cycles using L1-RSRP measurements for \mathcal{B} from x contiguous cycles out of every x plus y contiguous cycles as input to the AI/ML model. In addition to the two alternatives in SBP, there is a third alternative relationship between \mathcal{A} and \mathcal{B} in TBP, i.e., \mathcal{A} and \mathcal{B} are the same. This can be viewed as a purely temporal prediction without any spatial prediction. One benefit of the TBP in the gNB-side subcase is conducive to the link adaptation of gNB. For example, with the knowledge of the predicted future beam, the gNB can perform beam switching or adjust modulation and coding schemes in advance to avoid potential link failures or retransmissions.

Option 2: AI/ML model training at UE-side. Fig. 1(d) shows a typical procedure for TBP with a UE-side AI/ML model, where UE predicts the L1-RSRP(s) for several future time instances based on the previous measurements of \mathcal{B} . The benefit of this subcase is similar to that of the gNB-side subcase. Meanwhile, as in the option 2 for SBP, to enable inference of on-device AI/ML models for beam prediction, the availability of some assistance information from gNB (e.g., gNB beam boresight directions, 3dB beamwidth or beam shape of gNB beams) at the UE side is assumed. As an illustrative example, if the relative direction of the gNB beams is known, given the history of previous beam measurements, the UE may perform a more informed prediction compared to the scenarios without this information. In fact, in addition to the above-mentioned beam shape-related information, assistance information may be in the form of gNB codebook ID, gNB antenna configuration ID, positioning-related information, etc.

Whether in the SBP or TBP framework, beam prediction at UE-side and gNB-side has different requirements in terms of signaling overhead and the associated beam prediction accuracy. For instance, gNB usually accesses only a subset of

TABLE I
COMPARISON OF EVALUATION RESULTS BETWEEN NON-AI AND AI-ENABLED BM.

Source	Framework	KPI		
		Prediction Accuracy	L1-RSRP Difference	
Qualcomm [10]	SBP	AI-enabled	63.50%	0.36 dB
		Non-AI	10.70%	4.22 dB
	TBP	AI-enabled	81.60%	0.55 dB
		Non-AI	78.28%	0.84 dB
Huawei [11]	SBP	AI-enabled	75.40%	-0.60 dB
		Non-AI	29.40%	-1.54 dB
	TBP	AI-enabled	56.35%	-2.96 dB
		Non-AI	63.25%	-2.14 dB

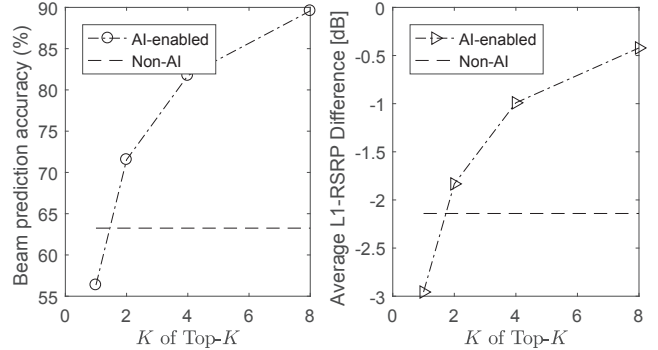


Fig. 2. Simulations results of Top-K prediction for TBP, given UE speed of 30km/h and prediction time instance of 0.08s.

the UE measurements, whereas accessing more beam measurements may improve the beam prediction accuracy at the gNB side. Correspondingly, in order for gNB to be able to access more UE beam measurements, the UE reporting overhead will inevitably need to increase. Therefore, in the study of UE-side and gNB-side SBP/TBP, we should consider the trade-off between beam prediction accuracy and the required signaling overhead, and carefully identify the strengths and weaknesses of beam prediction at different sides.

C. Performance Evaluation

For AI/ML-based BM performance evaluation, we consider two common key performance indicators (KPIs), namely, beam prediction accuracy and average L1-RSRP difference of the Top-1 predicted beam. Some evaluation results of non-AI and AI-enabled downlink transmit beam prediction are presented in Table I, where the simulation details can be found in [10], [11]. As expected, for SBP cases, AI-enabled schemes strongly outperform non-AI approaches in terms of both beam prediction accuracy and average L1-RSRP difference. In some TBP cases, we note that Top-1 inference of AI-enabled schemes has lower performance than non-AI approaches. This motivates us to encourage Top-K ($K > 1$) prediction in addition to only inferring Top-1 beam with AI/ML models. The AI/ML-based Top-K ($K > 1$) inference can achieve significant gain over Top-1 inference with only a slight increase in overhead. Further, as shown in Fig. 2, the larger the value of K chosen, the better the prediction performance of the AI/ML-based method. For example, the

prediction accuracy of the AI/ML-based Top-8 inference is 33% and 26% higher than that of the AI/ML-based Top-1 inference and the non-AI method, respectively. Employing different AI/ML technologies and taking different non-AI methods as benchmarks, the specific simulation results are usually different, but roughly the same evaluation conclusions can be drawn.

In the BM procedure, beam distribution is highly dependent on the propagation environment and can be regarded as environmental knowledge. AI/ML can precisely learn beam characteristics and distribution from data samples, thus achieving high beam prediction accuracy. In contrast, non-AI methods, which design beam prediction strategies based on an assumed distribution, often do not match practical systems well, resulting in poor performance.

III. STANDARDIZATION OF AI/ML FOR BM IN 5G-ADVANCED

In practice, the transceivers of different companies can use different technologies without the need for sharing. However, the downlink BM in the air interface should remain the same for all UEs and gNBs, and the key procedures in BM must be standardized. Therefore, many issues should be explored and clarified in 5G-Advanced. On the basis of the scope and objectives of this article, we focus more on standardization rather than discussing detailed techniques.

A. Scope of AI/ML for BM

The main scope of AI/ML for BM in the AI-native air interface study item of 3GPP Release 18 involves the following.

1) *Accuracy Improvement*: The downlink performance depends heavily on the link quality corresponding to the downlink transmit and/or receive beam or the beam pair. However, the beam prediction accuracy in practical systems is difficult to meet future requirements. Therefore, it is necessary to develop an AI-enabled method that can significantly improve prediction accuracy without increasing overhead.

2) *Overhead Reduction*: The upper bound of BM performance is to employ exhaustive beam sweeping over all available beams. However, the legacy method would bring heavy measurement/RS overhead and power consumption, which has a fatal impact on mobile scenarios. Employing AI/ML for sparse beam sweeping and beam prediction is a promising means of potentially saving the signaling overhead while providing large latency gains.

3) *Latency Reduction*: For cases when UE and gBS have a large number of beams, performing BM procedures sequentially results in large measurement and reporting latency. If AI/ML-based solutions are considered, the best beam pair link can be predicted from a subset of channel or RSRP measurements thereby reducing the latency of beam acquisition or tracking without compromising prediction accuracy.

B. Main Challenges and Open Problems

1) *Complexity of AI-enabled BM*: Although AI-enabled BM is expected to surpass conventional algorithms, its computational complexity is a major challenge. On the one hand,

the performance of AI-enabled methods is usually improved by stacking many NN layers or broadening the NN layers. In other words, the performance gains are purchased by significantly increasing the complexity of the AI/ML model. On the other hand, the NN weights must be stored, which takes up memory storage in UE. Thus, the complexity of deploying AI-enabled BM should be assessed and reduced to balance costs and benefits. Typically, the number of floating-point operations, memory access cost, and parallelism degree must be considered in the NN inference speed evaluation. Furthermore, the occupation of memory storage by NN models must also be evaluated, which is majorly affected by the number of NN weights and the number of bits required to represent each NN weight. In practice, the UE-side AI/ML model needs to be designed as lightweight, given that UE has less computational power than gNB.

2) *Generalization of AI-enabled BM*: Unlike the conventional non-AI methods, whenever we train an AI/ML model, we need to pay attention to something called generalization [12], which essentially means how good the AI model is at learning from the given data and applying the information learned elsewhere. Nowadays, two strategies are expected to improve the generalization of AI/ML models for BM, namely, dataset mixing and online learning.

The model generalization error is usually caused by a mismatch in the distribution of training and test datasets. If the AI/ML model is trained on a training dataset constructed by mixing datasets from multiple scenarios/configurations and then performs inference/testing on the dataset from one of these scenarios/configurations, the generalization error will be small. The dataset mixing-based strategy is developed on this basis. The selection of scenarios/configurations for generalization validation needs to consider AI/ML model inference nodes (e.g., gNB or UE) and use cases (e.g., SBP or TBP). In practice, it is difficult for the mixed training dataset to cover all scenarios/configurations. Online learning is a good option to boost the generalization performance when a new scenario/configuration comes up. In fact, not only the air interface, but also the upper layer is involved in online learning, which requires a well-designed online learning protocol for the AI/ML models employed in SBP and TBP. The protocol is a common challenge in AI-native air interfaces, requiring specifying when to conduct online learning, how to collect BM samples, which UE must participate in the online learning, and how to allocate computing resources (such as power). Meta and transfer learning [13] are key enablers for accelerating online learning and reducing training overhead, and such advanced tools may also need to be incorporated into the design.

Meanwhile, the study and analysis of generalization for AI-enabled BM use cases should not focus solely on a single AI/ML model generalizing to new scenarios/configurations. Other alternatives should also be considered, such as training multiple AI/ML models, each tailored to a specific scenario/configuration, and switching among these AI/ML models depending on the deployed scenario. In addition, for UE-side AI/ML models, the impact of assistance information on generalization performance needs to be further studied. For

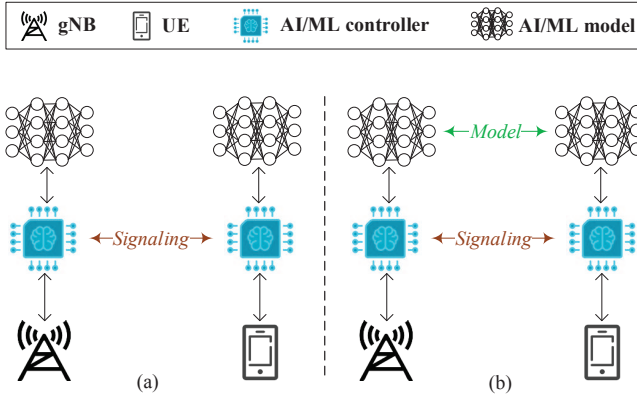


Fig. 3. Two UE-gNB collaborations for AI-enabled BM, where (a) signaling-based collaboration without model transfer and (b) signaling-based collaboration with model transfer.

example, the signaling of assistance information can play a crucial role in scenario discovery and stimulating model generalization through model switching.

3) *Collaboration between UE and gNB*: For the BM use cases leveraging AI/ML techniques, we identify and consider two types of UE-gNB collaboration shown in Fig. 3.

- *Type1: Signaling-based collaboration without model transfer*. This type of collaboration mainly involves data collection and signaling-based AI/ML model management. UE may store several AI/ML models for different scenarios/configurations, and when the scenario/configuration changes, UE can select the proper one from these models. Accordingly, gNB needs to send some signals to the UE for model activation or switching. If the AI/ML models are not suitable for the current scenario/configuration, UE can collect training data on its own or through the network. Using the collected data, UE updates its AI/ML model to improve generalization performance. In addition, various kinds of AI/ML assistant information exchange may be considered, where signaling-based collaboration is also required.

- *Type2: Signaling-based collaboration with model transfer*. This collaboration type includes all collaboration operations in Type1. The difference lies in whether the AI/ML model can be transferred between gNB and UE. In this type, when the current model's performance declines, the model transfer is to enable the model switching (i.e., transfer the full model to replace the old one) or updating (i.e., reuse the model structure while updating only some model parameters). Given the dataset privacy, the AI/ML model for BM may need to be trained with model splitting or federated learning [14].

4) *Model Life Cycle Management*: As shown in Fig. 4, life cycle management (LCM) of AI/ML models is necessary for obtaining satisfactory BM performance by applying AI/ML algorithms. Several components of LCM are briefly discussed as follows.

- *Data collection*: Given the purpose of data collection in LCM, reducing its overhead is critical while a large-scale and high-accuracy dataset is generally beneficial for improving model performance. For AI/ML-based BM, how to collect the data for LCM purposes with different requirements should be carefully considered to compromise these two aspects. On the

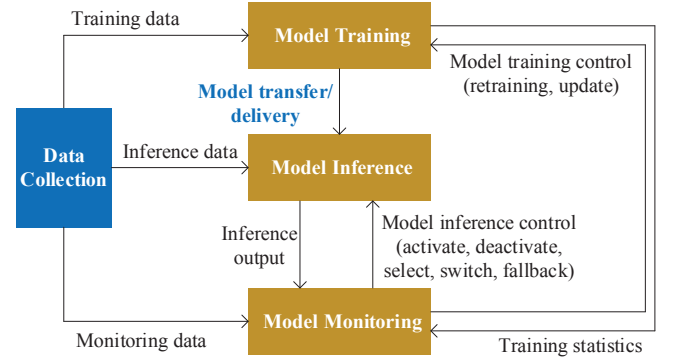


Fig. 4. Diagram of different LCM stages of the general AI/ML framework for NR air interface.

one hand, non-real-time and batch reporting may be needed to improve efficiency for purposes with less stringent latency requirements such as model training and updating. On the other hand, purposes with stricter latency requirements such as model inference and monitoring would require (near-)real-time measurement and reporting. In such a case, data compression may be necessary. Data quality could be ensured by selectively collecting/sending a subset of the overall collected data after data quality measurement processing, thereby reducing the overhead of data collection. Moreover, the mapping relationship between data collection and assistance information (if supported) may be considered to further reduce the signaling overhead related to data collection for each LCM stage.

- *Model training*: Based on the discussion on SBP and TBP, the AI/ML model training procedure can be completed by either UE or gNB, which should consider two aspects: data and computing power. The gNB has huge amounts of data in various conditions and owns strong computing power, which could help to develop an AI/ML model with good inference accuracy or good generalization capability. By contrast, UE's functional capabilities rely on its physical capabilities. Besides, the AI/ML model training and update (fine-tuning, retraining) may be done through two types of model deployment, i.e., offline and online training. The datasets may be collected and stored somewhere if offline training is performed. When UE enters unseen scenarios, online training is highly anticipated but remains an open issue.

- *Model inference*: Like AI/ML model training, model inference can be at the gNB side or UE side as well. The training and inference location may be the same or different, which can impact the beam prediction solution. This discussion is related to the collaboration types presented above. The one-side solution may need the support of Type1, and the two-side solution needs model transfer in principle (Type2). In order to facilitate the inference, the study can start with enhanced or new beam measurement and/or beam reporting, enhanced or new signaling for measurement configuration/triggering, signaling of assistance information (if applicable), etc. For example, the gNB transmit beam pattern can be used to improve inference performance at UE. Also, the UE location and speed are useful for model inference in TBP. Furthermore, scalability is another important aspect of studying model

inference, which may be enhanced through data pre/post-processing. The pre-processing can be performed to adapt to different model input dimensions such as various sizes of \mathcal{B} , while the post-processing can be applied to different output dimensions such as various sizes of predicted beams (i.e., Top- K).

- *Model monitoring*: This procedure can detect the degradation of model performance in time and update/switch/fallback the model to ensure comparatively good system performance. This goal is usually achieved based on defined metrics. The metrics can be directly or indirectly related to AI/ML model performance and can be different for each use case. For BM, the beam prediction accuracy related KPIs (e.g., Top- $K/1$ beam prediction accuracy, L1-RSRP difference) and link quality related KPIs (e.g., throughput, L1-RSRP) are the preferred performance metrics of model monitoring. It is necessary to study the monitoring mechanisms used for UE/gNB-sided AI/ML models, whose design can focus on who monitors performance metric(s) and who makes decision(s) of model selection/activation/deactivation/switching/fallback operation. In addition, there are other key issues to be addressed, such as how often a model monitoring instance is needed? The option may be to execute periodically or after each prediction.

- *Model transfer*: The two-side training and inference (e.g., model training at the gNB side and delivered to UE for inference or vice versa) would necessarily involve model transfer. It may face some restrictions in realistic networks. For example, gNB pre-trained model could be cell-specific and may face the generalization issue when serving different receive beam settings for different UEs. The UE pre-trained model could be UE-specific, which may not be applicable to another UE in the same cell. Model transfer capability may consider the alignment between UE and gNB on supported structures, quantization, and processing. Meanwhile, further studies on model transfer may be required, such as typical model size, transfer/update frequency, latency, integrity protection and ciphering, etc.

5) *Others*: During deployment, more issues and challenges must be overcome. For example, the computational power of a specific UE or different UEs varies greatly at different times. The combination of AI-enabled BM and some emerging use cases (e.g., reconfigurable intelligent surface, integrated sensing and communication) with new characteristics is worth exploring.

IV. CONCLUSION

In this article, an overview of the AI/ML for BM in 5G-Advanced is provided. First, the non-AI BM framework and two representative AI-enabled BM frameworks, i.e., SBP and TBP, are presented and compared. Then, the scope of AI/ML for BM is introduced and discussed. Finally, the considerations in the standardization of AI/ML for BM are elaborated, especially focusing on complexity, generalization, collaboration, and main components of AI/ML model LCM. The thorough study of the AI/ML for BM will guide the development of AI-native air interfaces in 5G-Advanced and beyond.

REFERENCES

- [1] M. Giordani, M. Polese, A. Roy, D. Castor, and M. Zorzi, "A tutorial on beam management for 3GPP NR at mmWave frequencies," *IEEE Communications Surveys & Tutorials*, vol. 21, no. 1, pp. 173–196, 2019.
- [2] W. Chen, J. Montojo, J. Lee, M. Shafi, and Y. Kim, "The standardization of 5G-Advanced in 3GPP," *IEEE Communications Magazine*, vol. 60, no. 11, pp. 98–104, 2022.
- [3] X. Lin, "An overview of the 3GPP study on artificial intelligence for 5G new radio," 2023. [Online]. Available: <https://arxiv.org/abs/2308.05315>
- [4] J. Guo, C.-K. Wen, S. Jin, and G. Y. Li, "Overview of deep learning-based CSI feedback in massive MIMO systems," *IEEE Transactions on Communications*, vol. 70, no. 12, pp. 8017–8045, 2022.
- [5] 3GPP RP-213599, "New SI: Study on artificial intelligence (AI)/machine learning (ML) for NR air interface," Tech. Rep., TSG RAN Meeting #94e, Qualcomm (Moderator), Dec. 2021.
- [6] Q. Xue, C. Ji, S. Ma, J. Guo, Y. Xu, Q. Chen, and W. Zhang, "A survey of beam management for mmWave and THz communications towards 6G," 2023. [Online]. Available: <https://arxiv.org/abs/2308.02135>
- [7] H. Jin, K. Liu, M. Zhang, L. Zhang, G. Lee, E. N. Farag, D. Zhu, E. Ongosanus, M. Shafi, and H. Tataria, "Massive MIMO evolution toward 3GPP release 18," *IEEE Journal on Selected Areas in Communications*, vol. 41, no. 6, pp. 1635–1654, 2023.
- [8] 3GPP TR 38.843 V0.1.0, "Technical specification group radio access networks; Study on artificial intelligence (AI)/machine learning (ML) for NR air interface (Release 18)," Tech. Rep., May 2023.
- [9] 3GPP R1-2305508, "Discussion on potential specification impact for beam management," Tech. Rep., RAN1#113, Samsung, Incheon, May 2023.
- [10] 3GPP R1-2305330, "Evaluations on AI/ML for beam management," Tech. Rep., RAN1#113, Qualcomm Incorporated, Incheon, May 2023.
- [11] 3GPP R1-2304655, "Evaluation on AI/ML for beam management," Tech. Rep., RAN1#113, Huawei/HiSilicon, Incheon, May 2023.
- [12] C. Rohlf, "Generalization in neural networks: A broad survey," 2023. [Online]. Available: <https://doi.org/10.48550/arXiv.2209.01610>
- [13] M. Xu, D. T. Hoang, J. Kang, D. Niyato, Q. Yan, and D. I. Kim, "Secure and reliable transfer learning framework for 6G-enabled Internet of vehicles," *IEEE Wireless Communications*, vol. 29, no. 4, pp. 132–139, 2022.
- [14] S. Jere, Y. Song, Y. Yi, and L. Liu, "Distributed learning meets 6G: A communication and computing perspective," *IEEE Wireless Communications*, vol. 30, no. 1, pp. 112–117, 2023.