

GCNIDS: GCN-based intrusion detection system for CAN Bus

Maloy Kumar Devnath

Department of Information Systems, University of Maryland, Baltimore County (USA)

ABSTRACT

The Controller Area Network (CAN) bus is a standard protocol used for communication between various electronic control units (ECUs) in modern vehicles. However, it has been demonstrated that the CAN bus is vulnerable to remote attacks, which can compromise the safety and functionality of the vehicle. To address this issue, intrusion detection systems (IDSs) have been proposed to detect and prevent such attacks. In this paper, we propose a novel approach for intrusion detection in the CAN bus using a Graph Convolutional Network (GCN) (Zhang, Tong, Xu, & Maciejewski, 2019). By leveraging the power of deep learning, we can achieve higher accuracy in detecting attacks while minimizing the need for feature engineering. Our experimental results demonstrate that the proposed GCN-based approach outperforms state-of-the-art IDSs in terms of accuracy, precision, and recall. We also show that the GCN-based approach can effectively detect mixed attacks, which are more challenging to detect than single attacks. Moreover, the proposed approach requires less feature engineering and is more suitable for real-time detection systems. To the best of our knowledge, this is the first work that applies the GCN to CAN data for intrusion detection. Our proposed approach can significantly enhance the security and safety of modern vehicles by detecting attacks and preventing them from compromising the functionality of the vehicle.

KEYWORDS

GCN; CAN Bus Network; DoS Attack; Fuzzy Attack; Replay Attack; Spoofing Attack; Mixed Attack.

1. Introduction

A standard for communication between the many modules that make up the electrical system of a vehicle is known as the Controller Area Network bus or CAN bus for short. The CAN bus is used in Tesla vehicles to connect many systems and components Nie, Liu, and Du (2017); Zniti and EL Ouazzani (2023). Some of these systems and components include the powertrain, the battery, the sensors (lidar, mmWave radar), and the displays Devnath et al. (2023); Spencer, Mateus, Torres, Dionísio, and Martins (2021). Through the sending and receiving of digital messages, the CAN bus makes it possible for various components to communicate with one another. Because of this, the various systems can collaborate and share information with one another to guarantee that the vehicle functions in the most effective manner. For instance, the powertrain control module can receive information about the level of charge from the battery management system over the CAN bus. Based on this information, the module can then change the amount of power that is produced. In general, the CAN bus is a crucial component of the electrical architecture of the Tesla vehicle since it enables communication and coordination between all of the different components in an effortless manner. Researchers

have already demonstrated remote attacks on crucial electronic control units (ECUs) for vehicles by leveraging controller area networks (CANs) Wei, Ai, Zhao, and Zhang (2023); Zniti and EL Ouazzani (2023). The CAN bus is also a potential target for attackers, who may exploit vulnerabilities in the system to launch attacks on electronic control units (ECUs). Such attacks can compromise the security and safety of the vehicle, leading to potential harm to passengers and property. Therefore, maintaining the security of the CAN bus is of utmost importance in ensuring the safety and reliability of modern vehicles. Several security measures have been proposed to mitigate the risks associated with CAN bus attacks, including intrusion detection systems (IDSs), encryption techniques, and access control mechanisms. IDSs are particularly important in detecting and preventing attacks, as they can identify malicious activities in the network and alert the appropriate authorities to take action Farag (2017). However, IDSs are often limited in their ability to detect mixed attacks, in which multiple types of attacks are launched simultaneously or sequentially. Therefore, there is a need for more robust and generalizable IDSs that can detect a wide range of attacks in real time. In addition, present intrusion detection systems (IDSs) frequently promise to defend against a certain kind of attack, which may leave a system open to countless other types of attacks. A generalizable intrusion detection system (IDS) that is able to recognize a wide variety of assaults in the shortest amount of time possible has more practical utility than an attack-specific IDS, which is not an easy undertaking to complete successfully. In this work Refat, Elkhail, Hafeez, and Malik (2022), the researchers have used the graph properties as a feature for applying machine learning techniques. They also have detected mix attacks which are a combination of DoS, Fuzzy, and Spoofing but the most difficult one is the replay attack, they do not consider the replay attacks in mixed attacks. They have to conduct a lot of feature engineering in order to make the machine learning model work, which can make it more difficult to make decisions during real-time identification. It would be fantastic for autonomous systems if we could take a step that would require less feature engineering but still have a high level of accuracy. We are going to look into the possibility of a mixed attack which is a combination of DoS, Fuzzy, Spoof, and Replay attack because we are aware that, at the present moment, we do not know which attack will take place. In the event that a DOS assault takes place, it will not reveal that I am a DOS attacker. Any kind of attack could take place at any moment. Therefore, if we think about attacking the CAN bus in a mixed (any time any attacks can happen) fashion, we will have more success. Our proposed model shows that it works better than the state art work Refat et al. (2022) for the mixed (combination of DoS, Fuzzy, and Spoof attacks).

In this project, our aim is to tackle the following research problems with a comprehensive and scholarly approach:

- We want to minimize the amount of feature engineering than the existing work Refat et al. (2022) so that it can be readily included in a real-time detection system.
- In order to make the primary protocol more useful in the real-time detection system, one of our goals is to improve the accuracy of other and mixed attacks (a combination of DoS, Fuzzy, Spoof, and Replay attacks) without having to change the protocol itself which is not considered in the existing study Refat et al. (2022).
- To the best of our knowledge, it is first to apply the Graph Convolutional Network using only two graph-based features maximum indegree and maximum outdegree on graph-based CAN data Rahman et al. (n.d.); Zhang et al. (2019)

and Our proposed GCN model has yielded superior results compared to the existing methodology Refat et al. (2022).

The study is organized as follows - Section 2 discusses recent works on CAN bus security challenges and Graph-based anomaly detection. Data description and processing techniques are described in Section 3. The model training mechanism is elaborated in Section 4. Section 5 reports the experimental results and findings, and Section 7 concludes the study.

2. Related Works

Koscher et al. are first able to demonstrate that an attacker who can get access to virtually any ECU can go through a broad array of safety-critical systems by directly interfacing with the OBD-II port Koscher et al. (2010). They have full control of a wide range of functions: disabling the brakes, stopping the engine, and controlling other vehicle functions by using reverse engineering code. Checkoway et al. later demonstrate that a vehicle can be accessed remotely Checkoway et al. (2011). Earlier research has shown that vehicles are insecure within internal networks. They have gained successful access non-physically. They have attacked the redtooth and infotainment systems of vehicles. Miller and Valasek have analyzed the rate of messages for in-vehicle network intrusion detection Miller and Valasek (2014). It should be possible to detect anomalous messages by analyzing the distribution rate of messages. Valasek and Miller have demonstrated that it is possible to have real-world attacks on multiple vehicles by using the CAN bus Miller and Valasek (2015). The brakes of a Jeep Cherokee are successful while it is on a live highway. Moore et al. have proposed that the regularity of CAN message frequency detects the anomaly Moore, Bridges, Combs, Starr, and Prowell (2017). A similar detection method has been proposed by Gmiden says that Moore’s detector relies on the time intervals of CAN messages Gmiden, Gmiden, and Trabelsi (2016). Regularity in the signal frequencies is seen by them, and from there they hypothesize that accurate detection of regular-frequency signal injection attacks is possible by monitoring the inter-signal wait times of CAN bus traffic will provide. Zhou et al. present an advanced CAN bus anomaly detection system for intelligent vehicles by integrating DNN technology and a triple loss network Zhou, Li, and Shen (2019). Firstly, the methodology first extracts data features as a set of vectors by using the deep network, and then calculates the similarity between two real-time extracted CAN data sequences. From there, the triple loss uses another calibrated data sequence to find out the abnormal data. They use only malicious data. Verendel et al. have proposed a honeypot security mechanism that has been placed at the wireless gateway acting as a decoy in simulating the in-vehicle network Verendel, Nilsson, Larson, and Jonsson (2008). Attacking information is collected and analyzed to update the later version of the system. The most challenging in deploying a honeypot is that it must be realistic as possible. The attacker should not have information about that. Wolf et al. have proposed an architecture that is based on firewall signatures for securing vehicular communication gateways Lemke, Paar, and Wolf (2006). It filters authorized controllers to exchange valid messages. However, they have also said that it could not fully shield the vehicle network as most modern vehicles have interfaces that enable access to the entire car system. Marchetti et al. propose the first algorithm based on the analysis of the sequences of messages which flow on the CAN bus Marchetti and Stabili (2017). Without knowing the message specifications, the feature can be

extracted from the CAN messages. The computational requirements of the proposed algorithm are low enough with compatible with fewer hardware resources. Kang et al. propose an intrusion detection system that is based on the deep neural network (DNN) to secure the CAN network Kang and Kang (2016). After reducing high-dimensional CAN packet data, the method figures out the underlying statistical properties of normal and attack packets. Then, identify the attack after extracting the corresponding features. Graph-based anomaly detection is not a new idea. Paudel et al. use the publicly available tool graph-based anomaly detection tool (GBAD) (Eberle and Holder 2007) Paudel, Harlan, and Eberle (2019). It is a graph-based approach proposed by them. They demonstrate that GBAD not only focuses on anomalies within an entity but also it allows us to find the anomalies that exist in an entity’s relationship. The authors introduce a novel approach for graph-based anomaly detection by adding background knowledge to the evaluation metrics used in a traditional graph-mining approach Velampalli and Eberle (2017). Background knowledge is added in the form of rule coverage reporting the percentage of the final graph covered by the instances of the substructure. The authors hypothesize that by assigning negative weights to the rule coverage, they can discover anomalous substructures. Velampalli et al. uses a graph-based approach that analyzes the data for suspicious employee activities at Kasios Velampalli, Mookiah, and Eberle (2019). Graph-based approaches are so much power to handle rich contextual data and provide a deeper understanding of data due to the ability to discover patterns in databases that are not easily found using traditional query or statistical tools. They focus on graph-based knowledge discovery in structural data to mine for interesting patterns and anomalies. Paudel et al. have proposed a sketching approach in a graph stream called SNAPSKETCH Paudel and Eberle (n.d.). From a biased-random walk, a simplified hashing of the discriminative shingles is generated that is used for anomaly detection in the dynamic graphs. Eberle et al. propose a novel graph-based anomaly detection approach named Graph-based Outlier Detection by representing home IoT traffic as a real-time graph stream Paudel, Muncy, and Eberle (2019). They detect DoS attacks in real-time by processing graph data efficiently. Tanksale et al. propose an intrusion detection system based on Support Vector Machine that can detect anomalous behavior with high accuracy Tanksale (2019). They also give a process for selecting parameters and features. The drawback of their works is that they only consider dos attacks. Song et al. propose an Intrusion Detection System to secure the CAN bus from cyber-attacks which is based on a deep convolutional neural network (DCNN) Song, Woo, and Kim (2020). They make a frame builder that converts the CAN bus data into a grid-like structure so that CAN bus data can be fitted to the DCNN. The drawback of their works is that they do not consider replay and mixed attacks. Adding computers in automobiles has brought several benefits such as driver comfort, vehicle efficiency, and performance. Along with these kinds of benefits, the dependence of automobiles on such devices has increased potential attacks and threats to mankind. So many authors agree that the CAN network lacks security. Some critics think that it has not been built with security in mind. It does not provide any security against malicious attacks Ueda et al. (2015), Studnia et al. (2013), Carsten, Andel, Yampolskiy, McDonald, and Russ (2015), Boudguiga, Klaudel, Boulanger, and Chiron (2016), Staggs (2013) and Hoppe, Kiltz, and Dittmann (2011). Hiroshi et al. tells that in-vehicle networks message spoofing is considered one of the main threats as it is possible to take control of a critical safety systems display a falsified value to a vehicle’s maintainer Ueda et al. (2015). Being not capable of distinguishing between a legitimate ECU and a malicious one, replay attacks are made in the CAN network. As an unauthorized device can be eas-

ily connected to the CAN-Bus, it is possible to transmit spoof messages Ueda et al. (2015), Foster and Koscher (2015), Carsten et al. (2015), Staggs (2013) and Hoppe et al. (2011). Moreover, the CAN network is also not freed from Denial of Service and fuzzy attacks. DoS attacks can be performed by sending high-priority messages again and again by assigning successive dominant bits on the bus Staggs (2013), Foster and Koscher (2015), Boudguiga et al. (2016) and Hoppe et al. (2011). It is possible for an attacker to cause fuzzy attacks that can inject messages of randomly spoofed identifiers having arbitrary data. For this reason, receiving lots of functional messages can cause unintended vehicle behaviors which may cause damage to human life Lee, Jeong, and Kim (2017).

Machine learning or deep learning algorithm has been applied in multiple applications Anwar et al. (2023); Devnath et al. (2023); Protikuzzaman, Baowaly, Devnath, and Singh (2020); Sarker (2021). Following these different machine learning models in recent years, various approaches have been proposed to detect attacks on Controller Area Network (CAN) bus along with anomaly detection Paudel and Eberle (n.d.); Paudel et al. (2019); Velampalli et al. (2019), a crucial component in modern vehicles. Some of these methods relied on feature engineering Islam, Devnath, Samad, and Al Kadry (2022); Refat et al. (2022), while others utilized deep learning models to classify CAN bus attacks Song et al. (2020). Some of them consider only DoS attacks Tanksale (2019). However, there remains room for improvement in terms of accuracy and reducing the reliance on feature engineering. In this study, we present a graph-based approach that incorporates only two features, namely, the maximum in-degree and maximum outdegree of nodes in the graph. Our approach leverages Graph Convolutional Networks (GCN) to achieve reliable accuracy in detecting mixed attacks on the CAN bus, a problem that has not been adequately addressed by previous research. We demonstrate the effectiveness of our method using real-life CAN bus data and compare our results with those obtained from other state-of-the-art techniques. Our findings show that our approach outperforms existing methods in terms of accuracy and reduces the need for extensive feature engineering.

3. Dataset

3.1. Dataset Description

The OTIDS (Operational Technology Intrusion Detection System) dataset is a publicly available dataset of CAN bus traffic designed specifically for intrusion detection research in operational technology (OT) environments. The dataset has been collected by researchers from the University of Twente and the Netherlands Organization for Applied Scientific Research (TNO). The dataset contains CAN bus traffic captured from a real-world OT environment, specifically a moving vehicle. The data has been collected using a CAN bus logger in real-time while the vehicle is in operation. The data has been preprocessed to remove any duplicate or corrupt packets. The dataset contains 5 sessions of CAN bus traffic, each with a duration of approximately 1 hour. Each session contains thousands of CAN bus packets, with a total of over 8 million packets across all sessions. The packets are labeled as either normal or anomalous based on their behavior, making the dataset suitable for both normal and anomaly detection research. The OTIDS dataset also includes metadata, such as the timestamp, ID, and data field of each packet. This metadata can be used to extract features and train machine-learning models for intrusion detection. Overall, the OTIDS dataset is a

valuable resource for researchers interested in developing intrusion detection systems for OT environments, particularly those using CAN bus networks.

The OTIDS dataset contains various types of attacks on the CAN bus network, with different message sizes. Here are some examples:

- Denial of Service (DoS) attack: In this attack, the attacker floods the network with a large number of messages, causing the network to become congested and unresponsive. The messages in this attack are typically small in size, usually less than 8 bytes Lee et al. (2017).
- Spoofing attack: In this attack, the attacker sends messages with forged source addresses, making it appear as if the messages are coming from a legitimate source. The messages in this attack are typically small in size, similar to normal messages on the network Lee et al. (2017).
- Fuzzing attack: In this attack, the attacker sends messages with intentionally malformed data to try to crash or exploit a vulnerable device on the network. The messages in this attack can vary in size, depending on the specific payload used Lee et al. (2017).
- Replay attack: An replay attack is a type of cyber attack in which an attacker pretends to be someone else in order to gain access to sensitive information or resources. This type of attack is often used in phishing and social engineering attacks, where the attacker impersonates a trusted individual or entity to trick the victim into divulging sensitive information or performing an action that is harmful to the victim or their organization Lee et al. (2017).

Overall, the message sizes in the OTIDS dataset vary widely depending on the type of attack being performed. It's important to note that the message sizes alone may not be sufficient for detecting attacks, and other features such as message frequency and content may also need to be considered. For our case, we have considered DoS, Fuzzy, Spoof, Replay, and a mix of all four attacks.

The number of messages is considered in our experiment shown in Table 1.

Table 1. Number of attacked and attack-free messages.

Attack type	Number of messages
DoS attack	656,579
Fuzzy attack	591,990
Spoofing attack	500,900
Replay attack	995,472
Attack free state	2,369,868

3.2. CAN Data Frame:

CAN bus is developed by Robert Bosch in 1986 Van Herrewede, Singelee, and Verbauwhede (2011). It is a broadcast type of bus which is a message-based protocol. Here, no host is required. It maintains serial half-duplex asynchronous communication using two differential communication. Earlier, it was designed for automobiles. Later, it was used in other perspectives. In the CAN data frame, we have five fields. They are arbitration, control, Data CRC, and ACK field. Along with these, there must be a Start of frame bit and an End of frame bit. Now we go through the one-by-one component of the data frame which is shown in Table 2.

Table 2. CAN bus dataframe

Field	Size	Description
Start of frame	1 bit	Indicates the beginning of a new frame
Arbitration	12 bits	Identifies the message priority and sender ID
Control	6 bits	Contains the message control information
Data	0-8 bytes	Carries the actual message data
CRC	16 bits	Provides error detection for the message
Ack	2 bits	Indicates message received successfully or not
End of frame	7 bits	Indicates the end of the frame

Table 3. Raw CAN bus data

Timestamp	Arbitration ID	DLC	Data
1478198376	0316	8	05 21 68 09 21 21 00 6f
1478198376	018f	8	fe 5b 00 00 00 3c 00 00
1478198376	0260	8	19 21 22 30 08 8e 6d 3a
1478198376	02a0	8	64 00 9a 1d 97 02 bd 00
1478198376	0329	8	40 bb 7f 14 11 20 00 14

- SOF- Start of frame (1 bit). It indicates the start of a new frame in CAN network HPL (2002).
- Arbitration field – Here, an 11 bits message identifier and a Remote Transmission Request bit. It is used to set the priority of the data frame at the time arbitration process HPL (2002). RTR defines whether the frame is a data frame or a remote frame. It is for 1 bit.
- Control field – It is user-defined. IDE bit means identifier extension. A dominant IDE bit indicates 11 bits standard frame identifier HPL (2002). Recessive IDE bit indicates an extended 29 bits identifier. Then, in the control field, we have a data length code (4 bits) that defines the length of the data in the data field.
- Data field- We can have a maximum of 8 bytes in the data field. 4 bits of DLC actually control how many bytes of data will be available in the data field HPL (2002). It is user-defined.
- CRC field - Cyclic Redundancy Check field consists of 15 bits for Error detection during transmission. CRC will be computed by the sender before sending the frame. After receiving, the receiver will again compute CRC HPL (2002). The receiver will generate the error frame if the CRC does not match.
- ACK field- There are two bits in the Acknowledge field as ACK and ACK delimiter bit HPL (2002). After receiving a valid message normally, a node replaces the ACK part with a dominant bit which was a recessive bit.
- EOF – CAN frame is ended by seven recessive bits HPL (2002).

3.3. Dataset Processing

The proposed IDS aims to enhance the security of the CAN bus communication system by using deep learning analysis as a basis for detecting anomalies. We are going through several steps:

- The first step is to transform the CAN bus messages into a more meaningful graph structure using graph theory Islam et al. (2022); Refat et al. (2022). This

is achieved by dividing the CAN bus messages which are shown in Table 3 into a number of windows and deriving the relationships among all the arbitration IDs for each window. Graphs are a popular method for indicating relationships among data that are too complicated to express using simple text or other forms of data structure. As graph theory can represent complex relationships of data in a very simple manner, the proposed IDS leverages this to represent CAN bus data windows in a meaningful structure.

- The algorithm constructs graphs for each window of 200 messages and returns the overall constructed graph lists Islam et al. (2022); Refat et al. (2022). The algorithm initializes all necessary variables and computes the total number of messages in the given CAN dataset. It then uses a loop to iterate over every CAN bus message from the dataset, extracting the adjacent CAN messages and their corresponding IDs. The algorithm constructs an adjacency list from the arbitration IDs extracted from two sequential CAN messages.

4. Methodology

The proposed intrusion detection methodology in this study utilizes a graph-based approach that incorporates statistical analysis for detecting anomalies in Controller Area Network (CAN) bus communication system. The algorithm consists of several steps, starting with the construction of a graph from CAN bus messages using the following equation:

$$G = (V, E) \quad (1)$$

where G represents the constructed graph, V represents the nodes, and E represents the edges. Each node v_i in the graph represents the arbitration ID of a CAN bus message, and each edge $e_{i,j}$ represents a sequential relationship between two adjacent CAN messages. The attacked and attack-free graphs are shown in Figure 1. In Figure 1(b), the red node indicates the attacked message id.

The graph-based features are extracted from the constructed graph. We consider the indegree and outdegree of the nodes as the features of the node. The GCN model takes the node features as input and propagates them through the graph structure to obtain the final embeddings Zhang et al. (2019). The node features are represented as a feature matrix X with dimensions $n \times f$, where n is the number of nodes in the graph and f is the number of features per node.

The basic graph convolution operation can be defined as:

$$H = f(A, X) = \sigma(AXW) \quad (2)$$

where A is the adjacency matrix of the graph, X is the node feature matrix, W is the weight matrix, σ is the activation function, and H is the new node feature matrix after convolution.

Now, we can define the GCN as a series of graph convolution layers:

$$H^{(0)} = X \quad (3)$$

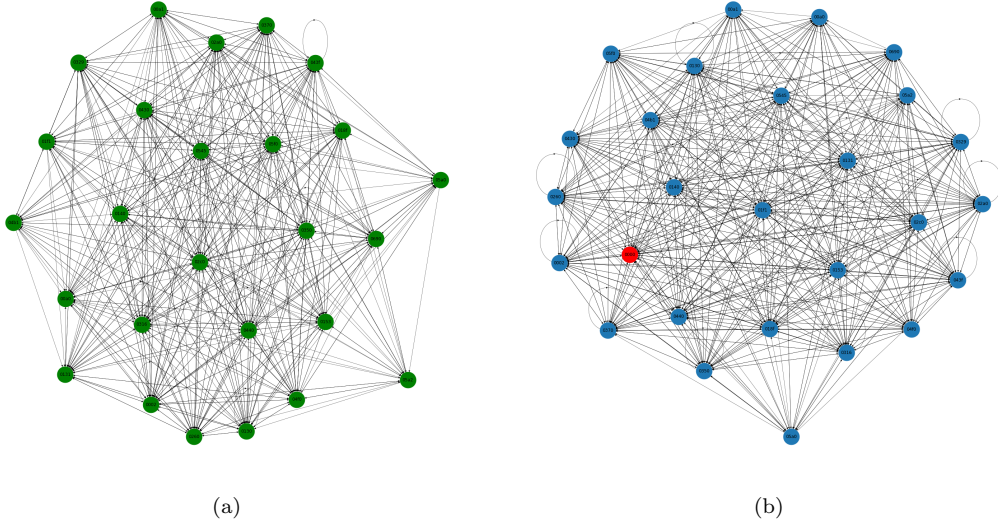


Figure 1. (a) Attack-free graph where all the attack-free nodes (message ids) are shown in green color. (b) Attacked graph (DoS-attacked graphs) where attacked node (message id) is shown in red color.

$$H^{(l+1)} = f(A, H^{(l)}) = \sigma(AH^{(l)}W^{(l)}) \quad (4)$$

for $l = 0, 1, \dots, L - 1$, where L is the number of layers.

Here, $H^{(0)}$ is the initial node feature matrix, which is typically set to be the input feature matrix X . $H^{(l+1)}$ is the output of the l -th layer of the GCN, and it is computed by applying the graph convolution operation to the input feature matrix $H^{(l)}$. The weight matrix $W^{(l)}$ in each layer is learned during the training process, and it determines the linear transformation applied to the node features in that layer. The activation function σ is applied element-wise to the output of the graph convolution operation, and it introduces non-linearity to the model.

Overall, the GCN equation can be seen as a way to learn node representations that capture both the local and global information of the graph structure, by applying a series of graph convolution operations to the input node features.

The method defines a GCN model with two graph convolution layers and a readout layer followed by a final classifier. The model takes as input the graph structure of CAN messages and extracts features from it to classify the input as anomalous or normal. The loss function used in the training of the GCN model is binary cross-entropy loss shown in the following Equation.

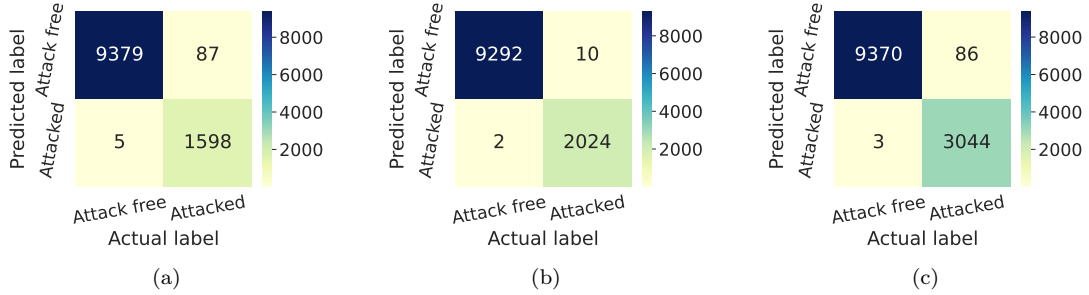
$$L = -\frac{1}{N} \sum_{i=1}^N [y_i \log(\hat{y}_i) + (1 - y_i) \log(1 - \hat{y}_i)] \quad (5)$$

where:

- L is the binary cross-entropy loss.
- N is the total number of samples.
- y_i is the true label of the i -th sample (either 0 or 1).
- \hat{y}_i is the predicted probability of the i -th sample being in class 1 (i.e., the output of the model for the i -th sample)

Table 4. Hyperparameter of the proposed GCN model

Hyperparameter	Value
GCNConv1 input channels	2
GCNConv1 output channels	8
GCNConv2 input channels	8
GCNConv2 output channels	8
Linear input size	8
Linear output size	2
Dropout probability	0.5

**Figure 2.** (a)Dos attacked graphs detection: accuracy=0.9917 and wrong classification=0.0083 (b)Fuzzy attacked graphs detection: accuracy=0.9989 and wrong classification=0.0011 (c)Spoof attacked graphs detection: accuracy=0.9929 and wrong classification=0.0071

- \log is the natural logarithm function.

where y_i is the true label of the i -th sample, \hat{y}_i is the predicted probability of the i -th sample belonging to the positive class, and N is the total number of samples. The loss function is minimized during the training process to optimize the model's parameters. In the forward pass of the model, the input data (represented as a graph) is passed through the two graph convolutional layers. Each graph convolution layer takes as input the node features and the graph structure, represented as edge indices, and applies a linear transformation to generate new node embeddings. The first layer takes the initial node features (in this case, the node is the arbitration ID) and maps them to a hidden dimension of size 8. The second layer takes the output of the first layer as input and generates a new set of node embeddings with the same hidden dimension.

After the graph convolution layers, the model applies a readout layer to obtain a single feature vector representing the entire graph. This is done by computing the mean of the node embeddings across all nodes in the graph. Finally, a linear classifier with two output nodes is used to classify the input graph as either normal or anomalous. The dropout function is applied after the readout layer, with a probability of 0.5, to reduce overfitting during training. The model's hyperparameter is shown in Table 4.

5. Systematic Study

For experimenting with our proposed methodology, we have used a real CAN dataset and performed analysis on NVIDIA GeForce RTX 3060 graphics card by using Python language. Firstly, we have collected the Raw CAN data which is described in this pa-

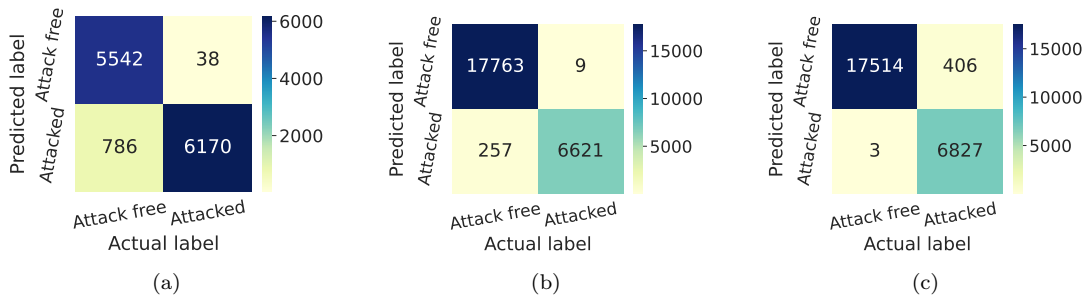


Figure 3. (a) Replay attacked graphs detection: accuracy=0.9343 and wrong classification=0.0657 (b) Mixed attacked graphs (DOS, Fuzzy, Spoofing) detection: accuracy=0.9892 and wrong classification=0.0108 (c) Mixed attacked graphs (DOS, Fuzzy, Spoofing, Replay) detection: accuracy=0.9835 and wrong classification=0.0165

per Lee et al. (2017). Then, we have converted the Raw data into graph data as graphs can capture information from any relationship. Conversion of CAN data into graph data is based on a time window as CAN Data has a fixed message injection rate Islam et al. (2022); Refat et al. (2022). We have converted the CAN data into five different graphs data. We make the graph in such a way that these graphs are mutually independent. They are attack-free graphs, DoS-attacked graphs, fuzzy-attacked graphs, spoofing-attacked graphs, and replay-attacked graphs. Every graph is a collection of so many graphs. Like, 18565 graphs are making attack-free graphs. Here, attack free graph is completely attacked-free. Otherwise, the rest of them are a combination of attack-free and attacked graphs.

For detecting the DoS attacked graphs, we merge the attack-free and attacked graphs as attacked messages will not come distinctly from the attack-free messages in a real CAN messages scenario. For, detecting fuzzy, spoofing, and replay-attacked graphs, we also merge the attack free and attacked graphs. For designing a real-life CAN bus, we have to assume that any kind of attack may occur at any time. So, we merge all the attacked and attack-free graphs for detecting any kind of attack. It is named mixed attacks in the rest of the paper.

We have applied GCN to our graph data set which is a class of deep learning methods Zhang et al. (2019). Generally, deep learning methods take more training time than other methods. We try to speed up the computation. As our graphs data set is usually small and we want to guarantee full GPU utilization, it may seem to us that it is a good idea to batch the graphs before inputting them into a Graph Neural Network. In the image domain, this method is typically done by rescaling or padding each example into a set of equally-sized shapes grouping the examples in an additional dimension Chua (1998). But it is not feasible for our purposes. The above procedures may result in a lot of unnecessary memory consumption. PyTorch Geometric opts for another approach to achieve parallelization across numerous examples where adjacency matrices are stacked in a diagonal fashion Fey and Lenssen (2019); Foster and Koscher (2015). It makes a big graph that holds multiple isolated subgraphs and concatenates simple nodes and target features in the node dimension.

Along with the less training time apparently, we have some crucial advantages over other batching procedures as GCN operators rely on a message-passing scheme. As messages are not exchanged between two nodes that belong to distinct graphs, they do not need to be modified. There is no computational or memory overhead as adjacency matrices are saved sparsely. It holds only non-zero entries like the edges. We will analyze our confusion matrix from Figure 2. First, we concentrate on the DoS attacked

Table 5. When considering DoS and mixed attacks, the proposed methodology has better precision, recall, and F1 scores, respectively, than the state-of-the-art SVM classifier Tanksale (2019) and GBF Refat et al. (2022).

Attack Type	Tanksale (2019)			Song et al. (2020)			Refat et al. (2022)			GCNIDS (Proposed)		
	Pr	Re	F1	Pr	Re	F1	Pr	Re	F1	Pr	Re	F1
DOS	0.46	0.89	0.61	1	1	1	1	1	1	0.99	1	1
Fuzzy	-	-	-	1	1	1	1	0.99	0.99	1	1	1
Spoofing	-	-	-	1	1	1	0.98	0.94	0.96	0.99	1	1
Replay	-	-	-	-	-	-	-	-	-	0.99	0.88	0.93
Mixed (D, F, S)	-	-	-	-	-	-	0.99	0.96	0.97	1	0.99	0.99
Mixed (D, F, S, R)	-	-	-	-	-	-	-	-	-	0.98	1	0.99

D means DoS, F means Fuzzy, S means Spoofing, R means Replay

graphs which are shown in Figure 2(a). Here, we see that our proposed methodology wrongly detects 87 attack-free graphs which are attacked graphs. Our accuracy for detecting DoS-attacked graphs is quite satisfactory. It is 99%. For detecting fuzzy attacked graphs, we observe that it does quite well. Figure 2(b) illustrates the scenario. It has been classified wrongly as only 0.11%. The wrong classification numbers are so small only 12 overall from the test cases. Detecting spoof attacked graphs, we can that from Figure 2(c) it has classified incorrectly 86 attacked graphs as attack-free graphs from the overall 3130 attacked graphs. We know that replay-attacked graphs detection is one of the toughest attacks for detection. But our Figure 3(a) shows that our proposed methodology works quite well for detecting replay-attacked graphs. It only makes 38 wrong detections which attack free graphs in the test cases. We have already been informed that in real life mixed attacks will occur. We hope that it is our specialty to detect the mixed attack. For detecting the mixed attacks (only a combination of DoS, Fuzzy, and Spoof attacks), the confusion matrix 3(b) shows that we have good accuracy of 99% which is better than state of art Refat et al. (2022). The proposed methodology can handle the detection of mixed attacks quite well. Apart from the detection of mixed attacks of the state of the art Refat et al. (2022), we also analyze the mixed attacks (a combination of DoS, fuzzy, spoof, and replay attacks) illustrated in Figure 3(c). We see that our proposed methodology is strong enough to detect any kind of attack.

From Table 5, we can see that our proposed methodology has better performance than SVM Tanksale (2019) classifier. In DCN Song et al. (2020), they are considering a couple of attacks but they do not consider the mixed attacks. But in our proposed methodology, we have considered mixed attacks which may occur in real life. Our proposed methodology even works better than the state of art graph-based features (GBF) Refat et al. (2022) when we consider mixed attacks (only a combination of DoS, Fuzzy, and Spoof attacks).

6. Discussion

We address the issues of developing and implementing a deep learning model that utilizes raw CAN data. These include challenges in real-time implementation with the label and without label data and the system’s potential impact on daily life.

- When we apply the GCN model, we consider the labeled dataset for training. If any unknown attack happens, the model will not capture it. It is the limitation of our model. We need to move to build a model in an unsupervised manner so that it can easily detect the abnormal behavior of the messages without the label.

- Integrating the intrusion detection pipeline into a real-time system can be straightforward, but there are various implementation challenges to consider, such as power consumption and unwanted messages from the surrounding automobiles. These challenges present concrete obstacles to achieving real-time implementation.
- One limitation of our study is that we have used a single real-world data set for our experiments. It may be valuable to validate our methodology on other data sets to see how it generalizes to different CAN bus scenarios.
- In addition, while GCN is a powerful machine-learning technique, it can be computationally expensive, particularly for large data sets. In this study, we have tried to speed up the computation, but it is still an area for improvement. Future work may explore ways to further optimize the GCN-based approach to improve its scalability and reduce computation time.

7. Conclusion

In conclusion, we have proposed a novel GCN model which is a class of deep learning methods for detecting various types of attacks on CAN networks by converting the raw CAN data into graph data. Our experiments on a real CAN dataset show that our proposed methodology outperforms the state-of-the-art SVM classifier Tanksale (2019) and GBF Refat et al. (2022) in terms of precision, recall, and F1 scores. We have also analyzed the performance of our methodology on other types of attacks, including fuzzy, spoofing, replay, and mixed attacks. Our methodology provides an effective and efficient solution for detecting different types of attacks on CAN networks, which is crucial for ensuring the security and reliability of automotive systems. Further research may be conducted to improve the real-time application of our methodology, as well as explore its application in other domains beyond automotive systems.

ACKNOWLEDGEMENT

We want to thank Dr. Busiime Ngambeki for her collaboration on this project.

References

- Anwar, M. S., Dey, E., Devnath, M. K., Ghosh, I., Khan, N., Freeman, J., ... others (2023). Heteroedge: Addressing asymmetry in heterogeneous collaborative autonomous systems. *arXiv preprint arXiv:2305.03252*.
- Boudguiga, A., Kludel, W., Boulanger, A., & Chiron, P. (2016). A simple intrusion detection method for controller area network. In *2016 IEEE International Conference on Communications (ICC)* (pp. 1–7).
- Carsten, P., Andel, T. R., Yampolskiy, M., McDonald, J. T., & Russ, S. (2015). A system to recognize intruders in controller area network (can). In *3rd international symposium for ics & scada cyber security research 2015 (ics-csr 2015) 3* (pp. 111–114).
- Checkoway, S., McCoy, D., Kantor, B., Anderson, D., Shacham, H., Savage, S., ... others (2011). Comprehensive experimental analyses of automotive attack surfaces. In *Usenix security symposium* (Vol. 4, pp. 447–462).
- Chua, L. O. (1998). *Cnn: A paradigm for complexity* (Vol. 31). World Scientific.

- Devnath, M. K., Chakma, A., Anwar, M. S., Dey, E., Hasan, Z., Conn, M., ... Roy, N. (2023). A systematic study on object recognition using millimeter-wave radar. *arXiv preprint arXiv:2305.02085*.
- Farag, W. A. (2017). Cantrack: Enhancing automotive can bus security using intuitive encryption algorithms. In *2017 7th international conference on modeling, simulation, and applied optimization (icmsao)* (pp. 1–5).
- Fey, M., & Lenssen, J. E. (2019). Fast graph representation learning with pytorch geometric. *arXiv preprint arXiv:1903.02428*.
- Foster, I., & Koscher, K. (2015). Exploring controller area networks. *login. USENIX Association*, 40(6).
- Gmiden, M., Gmiden, M. H., & Trabelsi, H. (2016). An intrusion detection method for securing in-vehicle can bus. In *2016 17th international conference on sciences and techniques of automatic control and computer engineering (sta)* (pp. 176–180).
- Hoppe, T., Kiltz, S., & Dittmann, J. (2011). Security threats to automotive can networks—practical examples and selected short-term countermeasures. *Reliability Engineering & System Safety*, 96(1), 11–25.
- HPL, S. C. (2002). Introduction to the controller area network (can). *Application Report SLOA101*, 1–17.
- Islam, R., Devnath, M. K., Samad, M. D., & Al Kadry, S. M. J. (2022). Ggnb: Graph-based gaussian naive bayes intrusion detection system for can bus. *Vehicular Communications*, 33, 100442.
- Kang, M.-J., & Kang, J.-W. (2016). Intrusion detection system using deep neural network for in-vehicle network security. *PloS one*, 11(6), e0155781.
- Koscher, K., Czeskis, A., Roesner, F., Patel, S., Kohno, T., Checkoway, S., ... others (2010). Experimental security analysis of a modern automobile. In *2010 ieee symposium on security and privacy* (pp. 447–462).
- Lee, H., Jeong, S. H., & Kim, H. K. (2017, Aug). Otds: A novel intrusion detection system for in-vehicle network by using remote frame. In *2017 15th annual conference on privacy, security and trust (pst)* (Vol. 00, p. 57-5709). Retrieved from doi.ieeecomputersociety.org/10.1109/PST.2017.00017
- Lemke, K., Paar, C., & Wolf, M. (2006). *Embedded security in cars*. Springer.
- Marchetti, M., & Stabili, D. (2017). Anomaly detection of can bus messages through analysis of id sequences. In *2017 ieee intelligent vehicles symposium (iv)* (pp. 1577–1583).
- Miller, C., & Valasek, C. (2014). A survey of remote automotive attack surfaces. *black hat USA, 2014*, 94.
- Miller, C., & Valasek, C. (2015). Remote exploitation of an unaltered passenger vehicle. *Black Hat USA, 2015*, 91.
- Moore, M. R., Bridges, R. A., Combs, F. L., Starr, M. S., & Prowell, S. J. (2017). Modeling inter-signal arrival times for accurate detection of can bus signal injection attacks: a data-driven approach to in-vehicle intrusion detection. In *Proceedings of the 12th annual conference on cyber and information security research* (pp. 1–4).
- Nie, S., Liu, L., & Du, Y. (2017). Free-fall: Hacking tesla from wireless to can bus. *Briefing, Black Hat USA, 25*, 1–16.
- Paudel, R., & Eberle, W. (n.d.). Snapsketch: Graph representation approach for intrusion detection in a streaming graph.
- Paudel, R., Harlan, P., & Eberle, W. (2019). Detecting the onset of a network layer dos attack with a graph-based approach. In *The thirty-second international flairs conference*.
- Paudel, R., Muncy, T., & Eberle, W. (2019). Detecting dos attack in smart home iot devices using a graph-based approach. In *2019 ieee international conference on big data (big data)* (p. 5249-5258).
- Protikuzzaman, M., Baowaly, M. K., Devnath, M. K., & Singh, B. C. (2020). Predicting undergraduate admission: A case study in bangabandhu sheikh mujibur rahman science and technology university, bangladesh. *International Journal of Advanced Computer Science and Applications*, 11(12).

- Rahman, M. S., et al. (n.d.). *Basic graph theory* (Vol. 9). Springer.
- Refat, R. U. D., Elkhail, A. A., Hafeez, A., & Malik, H. (2022). Detecting can bus intrusion by applying machine learning method to graph based features. In *Intelligent systems and applications: Proceedings of the 2021 intelligent systems conference (intellisys) volume 3* (pp. 730–748).
- Sarker, I. H. (2021). Machine learning: Algorithms, real-world applications and research directions. *SN computer science*, 2(3), 160.
- Song, H. M., Woo, J., & Kim, H. K. (2020). In-vehicle network intrusion detection using deep convolutional neural network. *Vehicular Communications*, 21, 100198.
- Spencer, G., Mateus, F., Torres, P., Dionísio, R., & Martins, R. (2021). Design of can bus communication interfaces for forestry machines. *Computers*, 10(11), 144.
- Staggs, J. (2013). How to hack your mini cooper: reverse engineering can messages on passenger automobiles. *Institute for Information Security*.
- Studnia, I., Nicomette, V., Alata, E., Deswarte, Y., Kaaniche, M., & Laarouchi, Y. (2013). Survey on security threats and protection mechanisms in embedded automotive networks. In *2013 43rd annual ieee/ifip conference on dependable systems and networks workshop (dsn-w)* (pp. 1–12).
- Tanksale, V. (2019). Intrusion detection for controller area network using support vector machines. In *2019 ieee 16th international conference on mobile ad hoc and sensor systems workshops (massw)* (pp. 121–126).
- Ueda, H., Kurachi, R., Takada, H., Mizutani, T., Inoue, M., & Horihata, S. (2015). Security authentication system for in-vehicle network. *SEI technical review*, 81, 5–9.
- Van Herrewege, A., Singelee, D., & Verbauwhede, I. (2011). Canauth-a simple, backward compatible broadcast authentication protocol for can bus. In *Ecrypt workshop on lightweight cryptography* (Vol. 2011, p. 20).
- Velampalli, S., & Eberle, W. (2017). Novel graph based anomaly detection using background knowledge. In *The thirtieth international flairs conference*.
- Velampalli, S., Mookiah, L., & Eberle, W. (2019). Discovering suspicious patterns using a graph based approach. In *The thirty-second international flairs conference*.
- Verendel, V., Nilsson, D. K., Larson, U. E., & Jonsson, E. (2008). An approach to using honeypots in in-vehicle networks. In *2008 ieee 68th vehicular technology conference* (pp. 1–5).
- Wei, H., Ai, Q., Zhao, W., & Zhang, Y. (2023). Real-time security warning and ecu identification for in-vehicle networks. *IEEE Sensors Journal*.
- Zhang, S., Tong, H., Xu, J., & Maciejewski, R. (2019). Graph convolutional networks: a comprehensive review. *Computational Social Networks*, 6(1), 1–23.
- Zhou, A., Li, Z., & Shen, Y. (2019). Anomaly detection of can bus messages using a deep neural network for autonomous vehicles. *Applied Sciences*, 9(15), 3174.
- Zniti, A., & EL Ouazzani, N. (2023). Hardware implementation of an enhanced security and authentication-related automotive can bus prototype. *International Journal of Electronics and Telecommunications*, 83–88.