

Answering Layer 3 queries with DiscoSCMs

1st Heyang Gong
Kuaishou Inc.
Beijing, China
zj3712@gmail.com

Abstract—In the realm of causal inference, the primary frameworks are the Potential Outcome (PO) and the Structural Causal Model (SCM), both predicated on the consistency rule. However, when facing Layer 3 valuations, i.e., counterfactual queries that inherently belong to individual-level semantics, they both seem inadequate due to the issue of degeneration caused by the consistency rule. For instance, in personalized incentive scenarios within the internet industry, the probability of one particular user being a complier, denoted as $P(y_x, y'_{x'})$, degenerates to a parameter that can only take values of 0 or 1. This paper leverages the DiscoSCM framework to theoretically tackle the aforementioned counterfactual degeneration problem, which is a novel framework for causal modeling that combines the strengths of both PO and SCM, and could be seen as an extension of them. The paper starts with a brief introduction to the background of causal modeling frameworks. It then illustrates, through an example, the difficulty in recovering counterfactual parameters from data without imposing strong assumptions. Following this, we propose the DiscoSCM with independent potential noise framework to address this problem. Subsequently, the superior performance of the DiscoSCM framework in answering counterfactual questions is demonstrated by several key results in the topic of unit select problems. We then elucidate that this superiority stems from the philosophy of individual causality. In conclusion, we suggest that DiscoSCM may serve as a significant milestone in the causal modeling field for addressing counterfactual queries.

Index Terms—Causal Inference, DiscoSCM, Counterfactual, Personalizing

I. INTRODUCTION

In the field of causal modeling, there are two primary frameworks: Potential Outcomes (PO) [1] and Structural Causal Models (SCMs) [2], with both being grounded in the consistency rule [3]. However, when confronted with Layer 3 valuation, i.e., counterfactual problems that inherently pertain to individual-level semantics, these frameworks often exhibit inadequacies due to the degeneration issue [4]. Counterfactuals are intrinsically linked to the joint distribution of potential outcomes and play a crucial role in personalizing decision-making processes. For instance, the probability of a counterfactual event $P(Y(t) = y, Y(t') = y')$, where T denotes the decision to issue a discount coupon and Y represents the act of making a purchase, is of significant interest. This counterfactual probability aids in determining which individuals should be given a discount coupon [5]. In industry practices for personalized decision-making, the A/B test heuristic within uplift modeling is commonly applied and yields certain effectiveness [6], [7]. However, these methods do not fully leverage the intrinsic nature of counterfactuals, often leading to suboptimal solutions. Recently, the unit selection problem framework provides

a more counterfactual-centric approach [5], but remains an approximation method (i.e., midpoint of estimated bounds) based on the subgroup-level parameters.

This paper leverages the Distribution-consistency Structural Causal Model (DiscoSCM) [4] framework to theoretically tackle the aforementioned counterfactual degeneration problem to answering counterfactual queries. DiscoSCM is a novel causal modeling framework that synthesizes the advantages of both PO and SCM, and could be regarded as an extension of them. A defining feature of DiscoSCM is its replacement of the traditional consistency rule with a distribution consistency assumption, thereby abandoning determinism. The distinction between traditional methods and DiscoSCM can be illustrated with a simple question: "If an individual with average ability takes a test and achieves an exceptionally high score due to good luck, what score will they obtain if they retake the test under identical conditions? An exceptionally high score or an average score?" The choice here fundamentally determines whether to employ the traditional causal modeling framework or DiscoSCM.

The paper is organized as follows: Section 2 provides an overview of causal modeling frameworks and related results; Section 3 uses an example to illustrate the difficulty in recovering counterfactual parameters from data without strong assumptions; In Section 4, we propose a DiscoSCM with independent potential noises for identifying counterfactuals; Section 5 showcases the superior efficacy of DiscoSCM compared to SCM in answering probability of causation counterfactual questions; Section 6 clarifies that this superiority is derived from the philosophy of individual causality; Finally, in Section 7, we posit that DiscoSCM could serve as a significant milestone in the field of causal modeling for addressing counterfactual valuation.

II. PRELIMINARIES

A. Causal Frameworks Based on Consistency

There are two main frameworks for causal models: Potential Outcome (PO) and Structural Causal Models (SCM). Both of them are equivalent frameworks based on the consistency assumption [4], but they can be challenging when computing counterfactuals, even for the simplest cases such as the correlation between potential outcomes with and without aspirin. The former can be interpreted as experimental causality, while the latter emphasizes causal mechanism modeling and derives the three Layers of information: associational, interventional and counterfactual.

The Potential Outcome (PO) framework, also known as the Rubin Causal Model [8], begins with a population of units. There is a treatment/cause that can take on different values for each unit. Each unit in the population is characterized by a set of potential outcomes $Y(t)$, one for each level of the treatment. In the simplest case with a binary treatment there are two potential outcomes, $Y(0)$ and $Y(1)$, but in other cases there can be more. Only one of these potential outcomes can be observed, namely the one corresponding to the treatment received:

$$Y^{\text{obs}} = \sum_t Y(t) \mathbf{1}_{T=t}. \quad (1)$$

This equation is derived from the consistency assumption that states

$$T^{\text{obs}} = t \Rightarrow Y(t) = Y^{\text{obs}}$$

The causal effects correspond to comparisons of the potential outcomes, of which at most one can be observed, with all the others missing. Paul Holland refers to this as the “fundamental problem of causal inference” [8].

We refer to and use the mathematical symbols in [9] to provide a brief introduction to SCM. The basic semantic framework of our analysis rests on *structural causal models* (SCMs), which are defined below.

Definition 1 (Structural Causal Model (SCM)). An SCM \mathcal{M} is a 4-tuple $\langle \mathbf{U}, \mathbf{V}, \mathcal{F}, P(\mathbf{U}) \rangle$, where \mathbf{U} is a set of exogenous variables (or “latents”) that are determined by factors outside the model; \mathbf{V} is a set $\{V_1, V_2, \dots, V_n\}$ of (endogenous) variables of interest that are determined by other variables in the model – that is, in $\mathbf{U} \cup \mathbf{V}$; \mathcal{F} is a set of functions $\{f_{V_1}, f_{V_2}, \dots, f_{V_n}\}$ such that each f_i is a mapping from (the respective domains of) $\mathbf{U}_{V_i} \cup \mathbf{Pa}_{V_i}$ to V_i , where $\mathbf{U}_{V_i} \subseteq \mathbf{U}$, $\mathbf{Pa}_{V_i} \subseteq \mathbf{V} \setminus V_i$, and the entire set \mathcal{F} forms a mapping from \mathbf{U} to \mathbf{V} . That is, for $i = 1, \dots, n$, each $f_i \in \mathcal{F}$ is such that $v_i \leftarrow f_{V_i}(\mathbf{pa}_{V_i}, \mathbf{u}_{V_i})$; and $P(\mathbf{u})$ is a probability function defined over the domain of \mathbf{U} .

Interventions and counterfactuals are defined through a mathematical operator called $do(\mathbf{x})$, which modifies the set of structural equations \mathcal{F} to $\mathcal{F}_{\mathbf{x}} := \{f_{V_i} : V_i \in \mathbf{V} \setminus \mathbf{X}\} \cup \{f_X \leftarrow x : X \in \mathbf{X}\}$ while maintaining all other elements constant. Here we explain how an SCM \mathcal{M} assigns values to the three layers in Pearl Causal Hierarchy in the following:

Definition 2 (Layers 1, 2 Valuations). An SCM \mathcal{M} induces layer $L_2(\mathcal{M})$, a set of distributions over \mathbf{V} , one for each intervention \mathbf{x} . For each $\mathbf{Y} \subseteq \mathbf{V}$,

$$P^{\mathcal{M}}(\mathbf{y}_{\mathbf{x}}) = \sum_{\{\mathbf{u} | \mathbf{Y}_{\mathbf{x}}(\mathbf{u}) = \mathbf{y}\}} P(\mathbf{u}), \quad (2)$$

where $\mathbf{Y}_{\mathbf{x}}(\mathbf{u})$ is the solution for \mathbf{Y} after evaluating $\mathcal{F}_{\mathbf{x}} := \{f_{V_i} : V_i \in \mathbf{V} \setminus \mathbf{X}\} \cup \{f_X \leftarrow x : X \in \mathbf{X}\}$.

The specific distribution $P(\mathbf{V})$, where \mathbf{X} is empty, is defined as layer $L_1(\mathcal{M})$.

Definition 3 (Layer 3 Valuation). An SCM $\mathcal{M} = \langle \mathbf{U}, \mathbf{V}, \mathcal{F}, P(\mathbf{U}) \rangle$ induces a family of joint distributions over

counterfactual events $\mathbf{Y}_{\mathbf{x}}, \dots, \mathbf{Z}_{\mathbf{w}}$, for any $\mathbf{Y}, \mathbf{Z}, \dots, \mathbf{X}, \mathbf{W} \subseteq \mathbf{V}$:

$$P^{\mathcal{M}}(\mathbf{y}_{\mathbf{x}}, \dots, \mathbf{z}_{\mathbf{w}}) = \sum_{\{\mathbf{u} | \mathbf{Y}_{\mathbf{x}}(\mathbf{u}) = \mathbf{y}, \dots, \mathbf{Z}_{\mathbf{w}}(\mathbf{u}) = \mathbf{z}\}} P(\mathbf{u}). \quad (3)$$

Each SCM \mathcal{M} induces a causal diagram G where every $V_i \in \mathbf{V}$ is a vertex, there is a directed arrow ($V_j \rightarrow V_i$) for every $V_i \in \mathbf{V}$ and $V_j \in Pa(V_i)$. In the case of acyclic diagrams, which correspond to recursive SCMs, *do*-calculus [10] can be employed to completely identify all Layer 2 expressions in the form of $P(y|do(x), c)$ [11]. However, calculating counterfactuals at Layer 3 is generally far more challenging compared to Layers 1 and 2. This is because it essentially requires modeling the joint distribution of potential outcomes, such as the potential outcomes with and without aspirin. Unfortunately, we often lack access to the underlying causal mechanisms and only have observed traces of them. This limitation leads to the practical use of equation ((3)) for computing counterfactuals being quite restricted.

B. Probability of Causation

The probability of causation and its related parameters can be addressed by counterfactual logical [12], three prominent concepts of which are formulated in the following :

Definition 4 (Probability of necessity (PN)). Let X and Y be two binary variables in a causal model M , let x and y stand for the propositions $X = true$ and $Y = true$, respectively, and x' and y' for their complements. The probability of necessity is defined as the expression:

$$\begin{aligned} \text{PN} &\triangleq P(Y_{x'} = false | X = true, Y = true) \\ &\triangleq P(y'_{x'} | x, y) \end{aligned} \quad (4)$$

In other words, PN stands for the probability that event y would not have occurred in the absence of event x , given that x and y did in fact occur. This counterfactual notion is used frequently in lawsuits, where legal responsibility is at the center of contention.

Definition 5 (Probability of sufficiency (PS)).

$$\text{PS} \triangleq P(y_x | y', x') \quad (5)$$

Definition 6 (Probability of necessity and sufficiency (PNS)).

$$\text{PNS} \triangleq P(y_x, y'_{x'}) \quad (6)$$

PNS stands for the probability that y would respond to x both ways, and therefore measures both the sufficiency and necessity of x to produce y . Tian and Pearl [13] provide tight bounds for PNS, PN, and PS without a causal diagram:

$$\max \left\{ \begin{array}{c} 0 \\ P(y_x) - P(y_{x'}) \\ P(y) - P(y_{x'}) \\ P(y_x) - P(y) \end{array} \right\} \leq \text{PNS} \quad (7)$$

$$\text{PNS} \leq \min \left\{ \begin{array}{c} P(y_x) \\ P(y'_{x'}) \\ P(x, y) + P(x', y') \\ P(y_x) - P(y_{x'}) + \\ + P(x, y') + P(x', y) \end{array} \right\} \quad (8)$$

$$\max \left\{ \begin{array}{c} 0 \\ \frac{P(y) - P(y_{x'})}{P(x, y)} \end{array} \right\} \leq \text{PN} \quad (9)$$

$$\text{PN} \leq \min \left\{ \begin{array}{c} 1 \\ \frac{P(y'_{x'}) - P(x', y')}{P(x, y)} \end{array} \right\} \quad (10)$$

In fact, when further structural information is available, we can obtain even tighter bounds for those parameters, as highlighted by recent research [14].

C. Distribution-consistency Structural Causal Models

In the Distribution-consistency Structural Causal Model (DiscoSCM) [4], the roles of units or individuals are central. It strictly differentiates between individual and population parameters, essentially treating individual-level valuations as primitives and population-level valuations as derivatives. The core assumption in DiscoSCM is the **distribution-consistency** assumption, which can be expressed as follows:

$$T_i = t \Rightarrow Y_i(t) =_d Y_i, \quad \forall i = 1, 2, \dots \quad (11)$$

where the symbol $=_d$ indicates identical distribution.

Definition 7 (Distribution Consistency Structural Counterfactual Model (DiscoSCM)). A DiscoSCM \mathcal{M} is a 4-tuple $\langle \mathbf{U}, \mathbf{V}, \mathcal{F}, P(\mathbf{U}) \rangle$, where \mathbf{U} is a set of exogenous variables (or “latents”) that are determined by factors outside the model; \mathbf{V} is a set $\{V_1, V_2, \dots, V_n\}$ of (endogenous) variables of interest that are determined by other variables in the model – that is, in $\mathbf{U} \cup \mathbf{V}$; \mathcal{F} is a set of functions $\{f_{V_1}, f_{V_2}, \dots, f_{V_n}\}$ such that each f_i is a mapping from (the respective domains of) $\mathbf{U}_{V_i} \cup \mathbf{Pa}_{V_i}$ to V_i , where $\mathbf{U}_{V_i} \subseteq \mathbf{U}$, $\mathbf{Pa}_{V_i} \subseteq \mathbf{V} \setminus V_i$, and the entire set \mathcal{F} forms a mapping from \mathbf{U} to \mathbf{V} . That is, for $i = 1, \dots, n$, each $f_i \in \mathcal{F}$ is such that $v_i \leftarrow f_{V_i}(\mathbf{pa}_{V_i}, \mathbf{u}_{V_i})$; and $P(\mathbf{u})$ is a probability function defined over the domain of \mathbf{U} . A mathematical operator called $do(\mathbf{x})$, which modifies the set of structural equations \mathcal{F} to $\mathcal{F}_{\mathbf{x}} := \{f_{V_i} : V_i \in \mathbf{V} \setminus \mathbf{X}\} \cup \{f_X \leftarrow x : X \in \mathbf{X}\}$ while maintaining the same endogenous uncertainty as \mathbf{U} , induces a submodel $\langle \mathbf{U}(\mathbf{x}), \mathbf{V}, \mathcal{F}_{\mathbf{x}}, P(\mathbf{u}) \rangle$.

It’s important to note that the formulation distinction between DiscoSCM and SCM lies in the construction of the submodel induced by the do -operator, which changes \mathbf{U} to $\mathbf{U}(x)$. This modification enables the prediction of an average score for retaking a test for a specific individual who, with average ability, takes a test and achieves an exceptionally high score due to good luck. Similarly, interventions and counterfactuals are defined in the following manner:

Definition 8 (Layer 1, 2, 3 Valuation). A DiscoSCM $\mathcal{M} = \langle \mathbf{U}, \mathbf{V}, \mathcal{F}, P(\mathbf{U}) \rangle$ induces a family of joint distributions over

potential outcomes $\mathbf{Y}_{\mathbf{x}}, \dots, \mathbf{Z}_{\mathbf{w}}$, for any $\mathbf{Y}, \mathbf{Z}, \dots, \mathbf{X}, \mathbf{W} \subseteq \mathbf{V}$:

$$P^{\mathcal{M}}(\mathbf{y}) = \sum_{\{\mathbf{u} \mid \mathbf{Y}(\mathbf{u})=\mathbf{y}\}} P(\mathbf{u}), \quad (12)$$

$$P^{\mathcal{M}}(\mathbf{y}_{\mathbf{x}}) = \sum_{\{\mathbf{u}_{\mathbf{x}} \mid \mathbf{Y}_{\mathbf{x}}(\mathbf{u}_{\mathbf{x}})=\mathbf{y}\}} P(\mathbf{u}_{\mathbf{x}}), \quad (13)$$

$$P^{\mathcal{M}}(\mathbf{y}_{\mathbf{x}}, \dots, \mathbf{z}_{\mathbf{w}}) = \sum_{\{\mathbf{u}_{\mathbf{x}}, \dots, \mathbf{u}_{\mathbf{w}} \mid \mathbf{Y}_{\mathbf{x}}(\mathbf{u}_{\mathbf{x}})=\mathbf{y}, \dots, \mathbf{Z}_{\mathbf{w}}(\mathbf{u}_{\mathbf{w}})=\mathbf{z}\}} P(\mathbf{u}_{\mathbf{x}}, \dots, \mathbf{u}_{\mathbf{w}}). \quad (14)$$

By definition, it’s evident that all Layer 1 and Layer 2 valuations within the SCM and DiscoSCM frameworks are equivalent. However, Layer 3 valuations exhibit differences. These differences are best exemplified by considering the counterfactual parameter, PNS, at individual-level. In the SCM framework, this parameter degenerates to either 0 or 1, whereas in the DiscoSCM framework, it can take any value between 0 and 1, for a specific individual i . In fact, the degenerative probability of causation parameters prevalent in the SCM framework no longer degenerate in DiscoSCM. This non-degeneration provides convenience for utilizing and modeling these parameters, thereby allowing for the definition of a novel parameter within DiscoSCM:

Definition 9 (Probability of Consistency (PC)).

$$\text{PC} \triangleq P(y_x | y, x) \quad (15)$$

It is evident that PC degenerates to constant 1 in the SCM framework and is thus a parameter that only holds significance within the DiscoSCM framework. Individual-level valuations are primitive, and population-level valuations are derivation. Here we present the following procedure for the population-level valuations:

Theorem 1 (Population-Level Valuations). *Consider a population where A represents a counterfactual event (such as being a complier), and c represents observed-variable conditions (e.g., observed $T = t, Y = y$). Then, the population-level valuations of the form $P(A|c)$ can be computed via the following three-step algorithm:*

Step 1 (Abduction): *From the context c , derive a individual selector S to define a population with a distribution P' . A sample selector can typically be defined by the posterior over the index-set of samples given the context c and a uniform prior.*

Step 2 (Valuation): *Compute $P(A_i)$ as Layer valuations in Def. 8 for each individual i .*

Step 3 (Summation): *Obtain the population-level $P(A)$ by summing over all individuals, which can be expressed as follows:*

$$P(A|c) = \sum_i P(A_i)P'(i) \quad (16)$$

III. INDETERMINABLE COUNTERFACTUALS

Individualization is a critical issue in many scientific fields because identifying specific causes for observed events is crucial for making accurate decisions and providing explanations. However, this task requires counterfactual relationships that cannot be determined from population data. For example, determining the likelihood of benefiting from a treatment involves an individual experiencing a positive outcome when treated and a negative outcome when untreated. These individual outcomes cannot be estimated from experimental data, even when considering detailed characteristics. Specifically, consider a scenario where eight individuals participate in a randomized experiment and are randomly divided into two groups as shown in Table I. The main challenge in the unit se-

Individual	Observed Outcome y_i	
	Control	Treatment
1	1	-
2	0	-
3	0	-
4	1	-
5	-	0
6	-	1
7	-	1
8	-	1

TABLE I
OUTCOME OF INDIVIDUALS

lection problem literature is finding the best subgroup, defined by $X_i = x$, to achieve a specific objective, such as maximizing the proportion of compliers. Rather than accepting the innate presence of counterfactual situations at the individual level, current studies opt to regard $cov(Y(0), Y(1))$ as a population-level parameter. This sidestep to solving counterfactual quandaries is a necessary compromise due to the *degeneration problem* caused by the consistency assumption in traditional causal frameworks. Conversely, DiscoSCM allows a non-degenerate joint distribution, $p(\cdot, \cdot)$, for potential outcomes $Y_i(0), Y_i(1)$ of each individual i . This enables a more straightforward approach to handle individual-level counterfactuals. However, we do not claim that DiscoSCM can completely unravel the puzzle of indeterminable counterfactuals. In fact, this can be further clarified with a simple example:

Example 1. Consider a DiscoSCM model for the outcome Y with feature X and binary treatment T ,

$$Y = \epsilon$$

$$Y(t) = \epsilon_X(t)$$

where $\epsilon \sim N(0, 1)$ and $\epsilon_X(t) =_d \epsilon$, denoting that they follow the same distribution.

Every bivariate normal distribution for $(Y(0), Y(1))$, where all marginal distributions are standard normal distributions, satisfies this structural equation, and thus is a solution of this DiscoSCM. In the specific case of the SCM model, where $\epsilon_X(t) \equiv \epsilon$, the correlation between $Y(0)$ and $Y(1)$, as shown on the left side of Fig. 1, degenerates to a constant 1. In general, $Y(0)$ and $Y(1)$ have certain correlation, exhibiting

heterogeneous correlation patterns depending on the values of X . Unfortunately, such an individual-level correlation pattern, illustrated by the middle subgraph of Fig. 1, remains indeterminable due to the fundamental problem of causal inference, even when we possess full knowledge of structural equations.

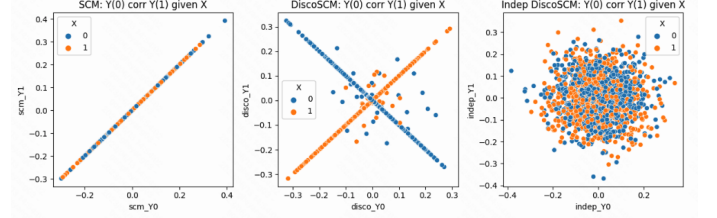


Fig. 1. The simplistic DiscoSCM from Example 1 presenting three different correlation patterns. The detailed data generation process can be found at link.

When dealing with individual-level coarse-grained counterfactual tasks, the correlation of potential outcomes $Y(t)$ can fall into three categories: fully correlated, partially correlated, and completely independent. The first scenario essentially equates to an SCM model faces the degeneration problem, while the second faces the indeterminable nature brought by distribution-consistency in DiscoSCM. Fortunately, the third situation, as depicted by the right subgraph of Fig. 1, computationally overcomes the inherent disadvantages of the first two, making DiscoSCM with independent potential noises the main subject of our following section.

IV. INDEPENDENT POTENTIAL NOISES DISCOSCM FOR LAYER 3 VALUATIONS

Formally, the DiscoSCM with independent potential noises can be expressed as follows:

Definition 10. A DiscoSCM $\mathcal{M} = \langle \mathbf{U}, \mathbf{V}, \mathcal{F}, P(\mathbf{U}) \rangle$ with independent potential noises induces a family of joint distributions over potential outcomes $\mathbf{Y}_x, \dots, \mathbf{Z}_w$, for any $\mathbf{Y}, \mathbf{Z}, \dots, \mathbf{X}, \mathbf{W} \subseteq \mathbf{V}$, satisfying:

$$P(\mathbf{u}_x, \dots, \mathbf{u}_w) = P(\mathbf{u}_x) \cdots P(\mathbf{u}_w) \quad (17)$$

This condition of independent potential noises refers to the independence between the exogenous noises in different counterfactual worlds. Based on this and Eq. (14), individual-level Layer 3 valuations can be determined as:

Theorem 2. For potential outcomes $\mathbf{Y}_x, \dots, \mathbf{Z}_w$ in a DiscoSCM $\mathcal{M} = \langle \mathbf{U}, \mathbf{V}, \mathcal{F}, P(\mathbf{U}) \rangle$ with independent potential noises:

$$P^{\mathcal{M}}(\mathbf{y}_x, \dots, \mathbf{z}_w) = P^{\mathcal{M}}(\mathbf{y}_x) \cdots P^{\mathcal{M}}(\mathbf{z}_w) \quad (18)$$

This theorem conveniently transforms Layer 3 valuations into Layer 2 valuations, allowing us to identify individual-level counterfactuals even in the absence of information about structural equations, as the SCM framework usually required (See Def 3). This outcome seems almost too good to be true, which is why the rest of this paper will devote significant

attention to a detailed analysis, verifying the soundness and effectiveness of this model. Let's start with an example:

Example 2. Consider a DiscoSCM for the outcome Y with features X_0, X_1, X_2 and binary treatment T :

$$\begin{cases} Y = 0.5I[X_0 = 1] \cdot (T + 1) + 0.1X_2 \cdot \epsilon \\ Y(t) = 0.5I[X_0 = 1] \cdot (t + 1) + 0.1X_2 \cdot \epsilon(t) \end{cases}$$

where $\epsilon, \epsilon(t) \sim N(0, 1), t = 0, 1$ represent the observed noise and potential noises. The Fig. 2 present an example RCT dataset generated by this model with three kinds of potential noises in Example 1, revealing the existence of heterogeneous causal effects. The three features, X_0, X_1, X_2 , induce heterogeneous causal effects, heterogeneous potential noise correlations, and heterogeneous consistency probabilities.

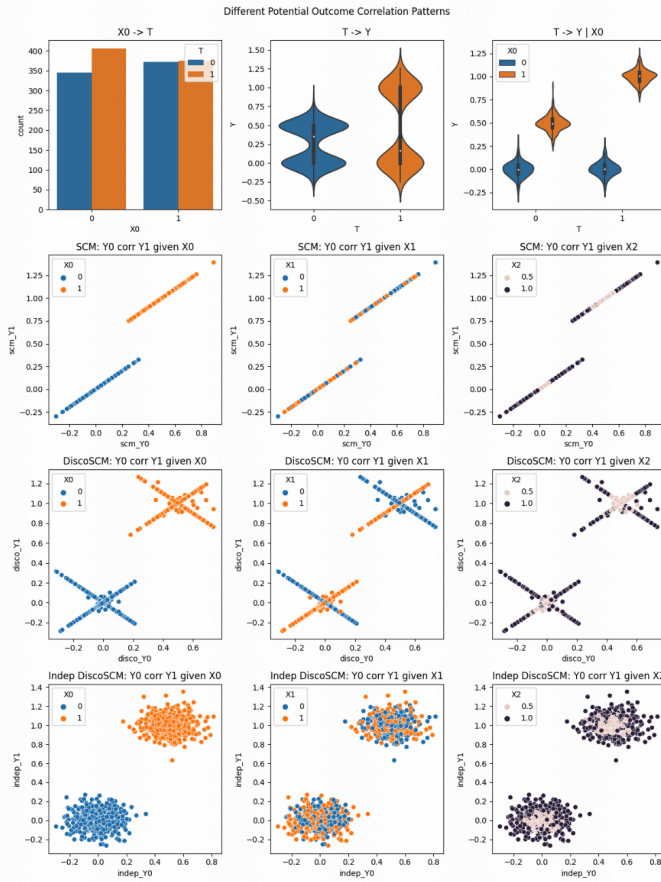


Fig. 2. A DiscoSCM with three features, X_0, X_1, X_2 , induce heterogeneous causal effects, heterogeneous potential noise correlations, and heterogeneous consistency probabilities. The first row in the figure illustrates three distinct DiscoSCM models that share the same Layer 1 and Layer 2 valuations. The second to the fourth rows depict the different Layer 3 valuations resulting from three types of potential noise correlation patterns.

The type of this DiscoSCM depends on the correlation pattern among potential noises $\epsilon(t)$, see Fig. 1: if the correlation coefficient is 1, it is an ordinary SCM; if there is some correlation, it is a general DiscoSCM with indeterminable counterfactuals; if the potential noises are independent, it

becomes a DiscoSCM where Layer 3 individual-level counterfactuals can be reduced to Layer 2 valuations. Specifically, for individual counterfactual parameters $corr(Y_i(0), Y_i(1))$, the second row of Fig. 2 shows that it is always 1 in the SCM, while the third row reveals that its value lies between 0 and 1 in the general DiscoSCM, showing heterogeneity according to X_1 . The fourth row of Fig. 2 demonstrates that this parameter is always 0 in a DiscoSCM with independent potential noise.

In this context of a DiscoSCM with independent potential noises and RCT data, by assuming homogeneous individuals, where $t = t_i$ and $t' = t_j$, we arrive at a seemingly incredibly strong formula:

$$\begin{aligned} P(y_{t'}|t, y) &\triangleq P(Y_i(T_i = t') = y' | T_i = t, Y_i = y) \\ &= P(Y_i(T_i = t') = y') \\ &= P(Y_j(T_j = t') = y' | T_j = t') \\ &= P(Y_j = y' | T_j = t') \\ &= P(y'|t') \end{aligned}$$

The first equality in the formula above comes from the independence between Counterfactual Worlds, the second and fourth from the homogeneity assumption of causal parameters across different individuals, and the third from the distribution consistency assumption of DiscoSCM. This leads us to infer that the probability of causation at an individual level is, in principle, determinable. We further propose the following lemma:

Lemma 1. For any individual i with a binary treatment T_i and outcome Y_i , we have:

$$P(y) = P(y_t)P(t) + P(y_{t'})P(t') \quad (19)$$

Proof. For a specific individual i , the distribution of outcomes under the condition of $do(T_i = t)$ and conditional on $T_i = t$ are indistinguishable. Therefore,

$$\begin{aligned} P(y) &\triangleq P(Y_i = y) \\ &= P(Y_i = y | T_i = t)P(t) + P(Y_i = y | T_i = t')P(t') \\ &= P(Y_i(t) = y)P(t) + P(Y_i(t') = y)P(t') \\ &= P(y_t)P(t) + P(y_{t'})P(t') \end{aligned}$$

□

In Example 2, as shown in Fig. 2, we observe that for each individual i , $\Phi = (X_0, X_1, X_2)$ constitutes a causal representation that determines all Layer valuations. On the other hand, in the case of independent potential noise DiscoSCMs and conventional SCMs, $\Phi = (X_0, X_2)$ already contains sufficient information to account for causal heterogeneity across individuals. One of the core features of the DiscoSCM framework is its strict differentiation between individual-level and population-level parameters. Counterfactuals fundamentally reside at the individual level, and the causal representation for each individual i plays a role as an intermediate quantity. When this representation is given, it ensures that all Layer valuations across different users are homogeneous. Fig 3 provides a simple visual illustration of this concept.

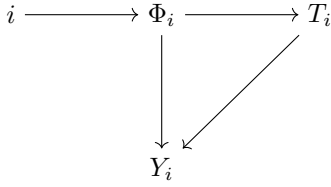


Fig. 3. A DiscoSCM describes how an individual i 's observed treatment, T_i , causes the observed outcome, Y_i , with features representation Φ_i at individual-level.

Indeed, the DiscoSCM framework formalizes the key distinction between individual-level and population-level logic, thereby providing straightforward solutions to many issues related to the counterfactual queries, such as Probability of Causation. As we will see in the next section, the DiscoSCM framework is a powerful tool for addressing the Unit Selection Problem.

V. BOUNDS OF COUNTERFACTUALS IN THE UNIT SELECTION PROBLEM

The DiscoSCM framework, when equipped with independent potential noise, offers a significant advantage as it directly identifies counterfactuals at the individual level. This stands in stark contrast with Structural Causal Models (SCMs) that only calculate bounds at the population level. In fact, despite the challenge of indeterminable counterfactuals faced by the conventional DiscoSCM, it can still yield bounds related to counterfactual parameters. Furthermore, this model significantly simplifies the process of proving these bounds, such as results for probabilities of causation. We encapsulate those results in the following theorems (note that the following results are drawn at the individual level):

Theorem 3. *In a DiscoSCM, for any individual i with an observed binary treatment T , outcome Y , we have:*

$$\max \left\{ \begin{array}{c} 0 \\ P(y_t) - P(y_{t'}) \\ P(y) - P(y_{t'}) \\ P(y_t) - P(y) \end{array} \right\} \leq PNS \quad (20)$$

$$PNS \leq \min \left\{ \begin{array}{c} P(y_t) \\ P(y_{t'}) \\ P(t, y) + P(t', y') \\ P(y_t) - P(y_{t'}) + \\ + P(t, y') + P(t', y) \end{array} \right\} \quad (21)$$

$$\max \left\{ \begin{array}{c} 0 \\ \frac{P(y) - P(y_{t'})}{P(t, y)} \end{array} \right\} \leq PN \quad (22)$$

$$PN \leq \min \left\{ \begin{array}{c} 1 \\ \frac{P(y_{t'}) - P(t', y')}{P(t, y)} \end{array} \right\} \quad (23)$$

Proof. The first part of Eq. (20) is trivial. The second part is

$$\begin{aligned} P(y_t, y_{t'}) &\geq P(y_t) - P(y_{t'}) \\ &\Leftrightarrow P(y_{t'}) \geq P(y_t) - P(y_t, y_{t'}) \\ &\Leftrightarrow P(y_{t'}) \geq P(y_t, y_{t'}) \end{aligned}$$

This proves the second part. The third part of Eq. (20) is

$$\begin{aligned} P(y_t, y_{t'}) &\geq P(y) - P(y_{t'}) \\ &\Leftrightarrow P(y_t, y_{t'}) \geq P(y_t)P(t) + P(y_{t'})P(t') - P(y_{t'}) \\ &\Leftrightarrow P(y_t, y_{t'}) \geq P(t)(P(y_t) - P(y_{t'})) \end{aligned}$$

Using the conclusion from the second part of Eq. (20) and the condition $P(t) \leq 1$, we can prove the third part. The fourth part of Eq. (20) is

$$\begin{aligned} P(y_t, y_{t'}) &\geq P(y_t) - P(y) \\ &\Leftrightarrow P(y_t, y_{t'}) \geq P(y_t) - P(y_t)P(t) - P(y_{t'})P(t') \\ &\Leftrightarrow P(y_t, y_{t'}) \geq P(t')(P(y_t) - P(y_{t'})) \end{aligned}$$

This can also be proven using the conclusion from the second part of Eq. (20) and the condition $P(t') \leq 1$. This concludes the proof of Eq. (20) of the theorem.

The first two parts of Eq. (21) is trivial. The third part is:

$$\begin{aligned} P(y_t, y_{t'}) &\leq P(t, y) + P(t', y') \\ &\Leftrightarrow P(y_{t'}) \leq P(y|t)P(t) + P(y'|t')P(t') \\ &\Leftrightarrow P(y_t, y_{t'}) \leq P(t)P(y_t) + P(t')P(y_{t'}) \end{aligned}$$

Using the conclusion from the first two parts of Eq. (21), we can prove the third part. The fourth part of Eq. (21) is

$$\begin{aligned} P(y_t, y_{t'}) &\leq P(y_t) - P(y_{t'}) + P(t, y') + P(t', y) \\ &\Leftrightarrow P(y_{t'}) \leq P(y_t) - P(y_{t'}) + P(y'|t)P(t) + P(y|t')P(t') \\ &\Leftrightarrow P(y_{t'}) \leq P(y_t) - P(y_{t'}) + P(y_{t'})P(t) + P(y_{t'})P(t') \\ &\Leftrightarrow P(y_t, y_{t'}) \leq P(t')P(y_t) + P(t)P(y_{t'}) \end{aligned}$$

This can also be proven using the first two parts of Eq. (21). This concludes the proof of Eq. (21) of the theorem.

The first part of Eq. 22 is trivial. The second part is

$$\begin{aligned} P(y_{t'}|t, y) &\geq \frac{P(y) - P(y_{t'})}{P(t, y)} \\ &\Leftrightarrow P(y_{t'})P(t, y) \geq P(y) - P(y_{t'}) \\ &\Leftrightarrow P(y_{t'})P(y_t)P(t) + P(y_{t'}) \geq P(y_t)P(t) + P(y_{t'})P(t') \\ &\Leftrightarrow P(y_{t'})P(t) \geq P(y_t)P(t)P(y_{t'}) \\ &\Leftrightarrow 1 \geq P(y_t) \end{aligned}$$

This proves the second part of Eq. (22).

The first part of Eq. 23 is trivial. The second part is

$$\begin{aligned} P(y_{t'}|t, y) &\leq \frac{P(y_{t'}) - P(t', y')}{P(t, y)} \\ &\Leftrightarrow P(y_{t'})P(t, y) \leq P(y_{t'}) - P(t', y') \\ &\Leftrightarrow P(y_{t'})P(y_t)P(t) \leq P(y_{t'}) - P(y'|t')P(t') \\ &\Leftrightarrow P(y_{t'})P(y_t)P(t) \leq P(y_{t'})P(t) \\ &\Leftrightarrow 1 \leq P(y_t) \end{aligned}$$

This proves the second part of Eq. (23). \square

Similarly, we can derive tighter bounds results when further structural information is available. For example,

Theorem 4. *In a DiscoSCM, for any individual i with a observed binary treatment T , outcome Y , and a partial mediator Z , the following equations hold:*

$$\max \left\{ \begin{array}{c} 0, \\ P(y_t) - P(y_{t'}), \\ P(y) - P(y_{t'}), \\ P(y_t) - P(y) \end{array} \right\} \leq PNS \quad (24)$$

$$\min \left\{ \begin{array}{c} P(y_t), \\ P(y_{t'}), \\ P(y, t) + P(y', t'), \\ \\ P(y_t) - P(y_{t'}) + \\ + P(y, t') + P(y', t), \\ \\ \sum_z \sum_{z'} \min\{P(y|z, t), \\ P(y'|z', t')\} \times \\ \min\{P(z_t), P(z'_{t'})\} \end{array} \right\} \geq PNS \quad (25)$$

Proof. By referring to the previous theorem, we just need to prove the last formula in Eq. (25).

$$\begin{aligned} & P(y_t, y'_{t'}) \\ & \leq \sum_z \sum_{z'} \min\{P(y|z, t), P(y'|z', t')\} \times \min\{P(z_t), P(z'_{t'})\} \\ & \Leftrightarrow \sum_z \sum_{z'} P(y_x, y'_{x'} | z_x, z'_{x'}) \\ & \leq \sum_z \sum_{z'} \min\{P(y|z, t), P(y'|z', t')\} \times \min\{P(z_t), P(z'_{t'})\} \\ & \Leftrightarrow \sum_z \sum_{z'} P(y_x, y'_{x'} | z_x, z'_{x'}) P(z_x, z'_{x'}) \\ & \leq \sum_z \sum_{z'} \min\{P(y|z, t), P(y'|z', t')\} \times \min\{P(z_t), P(z'_{t'})\} \\ & \Leftrightarrow \sum_z \sum_{z'} P(y_{z,t}, y'_{z',t'}) P(z_x, z'_{x'}) \\ & \leq \sum_z \sum_{z'} \min\{P(y_{z,t}), P(y'_{z',t'})\} \times \min\{P(z_t), P(z'_{t'})\} \end{aligned}$$

We are therefore left to prove:

- 1) $P(y_{x,z}, y'_{x',z'}) \leq \min\{P(y_{z,t}), P(y'_{z',t'})\}$, and
- 2) $P(z_x, z'_{x'}) \leq \min\{P(z_t), P(z'_{t'})\}$.

Both of which are self-evidently true for individual-level counterfactuals. \square

The individual-level approach corresponds to a fine-grained modeling strategy, while the population-level approach is more of a coarse-grained strategy. It's clear that the aforementioned individual-level theorems can directly yield a corresponding population-level theorem, thus positioning it as a stronger conclusion in Sec. II-B.

VI. THE INDIVIDUAL CAUSALITY PHILOSOPHY

One of the reasons the Potential Outcome framework is effective lies in its clear semantics for individuals, their features, treatments, and outcomes. On the other hand, the SCM framework provides structural equations and a tri-level causal information structure, also known as the Pearlian Causal Hierarchy, for formalizing causal queries. In this regard, DiscoSCM combines the strengths of both frameworks and addresses their shared degeneration issue by transcending the fundamental deterministic philosophy embodied in the consistency rule. Even more remarkably, under the condition of independent potential noises, DiscoSCM can tackle the 'indeterminable counterfactuals' problem, which is typically difficult due to the absence of structural equations in most real-world scenarios. The solution strategy draws upon a well-known mathematical methodology. The first step involves the generalization of the problem into a higher-dimensional space, and the second step identifies a fitting special assumption within this expanded space. An excellent example of this strategy is the class of holomorphic functions in the complex plane, widely applied in physics, electrical engineering, among other fields.

A hallmark of the DiscoSCM framework is its formalization of individual-level causality. The individual plays a pivotal role in the abduction phase of the counterfactual algorithm, which encompasses Abduction, Action, and Prediction steps. To put it simply, for a specific individual i , with T representing the set of treatment variables for the set of outcomes Y , and given any observed data D_i for this individual, we can reduce the Layer 3 valuations to Layer 2, and further to Layer 1. This can be expressed as:

$$P(Y_i(t) = y | D_i) = P(Y_i(t) = y) = P(Y_i = y | T_i = t)$$

This can be intuitively interpreted as the existence of a representation for the individual i that contains sufficient information to deconfound the cause-effect relationship from T to Y . This idea of representation or embedding is prevalent in the field of representational learning, such as recommendation systems, natural language processing, and others. Furthermore, under the assumption of independent potential noise, we can state that for any t_1, \dots, t_k in the domain of T ,

$$P(Y_i(t_1) = y_1, \dots, Y_i(t_k) = y_k) = \prod_{s=1}^k P(Y_i(t_s) = y_s)$$

This equation showcases the incredible power of DiscoSCM: it allows individual-level counterfactual computations to be conducted even in the absence of structural equations.

The principal limitation, known as the degeneration problem, for traditional causal frameworks leads to individual-level counterfactual probabilities, such as $P(Y_i(t) = y | D_i)$ and $P(Y_i(t_1) = y_1, \dots, Y_i(t_k) = y_k)$, degenerating to 0 or 1. This exact reason is why Pearl and his collaborators, in their work on the unit selection problem, focus solely on computing population-level counterfactual probabilities. Non-degenerate counterfactual parameters, like the probability of consistency,

play a crucial role in many important real-world questions. To illustrate, consider a student who has been admitted to a top-tier university. If this student could go back in time and retake the admission exam under identical conditions, would be admitted again? Traditional causal frameworks would predict a 100% probability of the student being admitted again, i.e., the probability of consistency equals 1. However, the DiscoSCM is capable of modeling non-trivial consistency probabilities, even allowing for heterogeneous consistency probabilities. Highly capable individuals would have a high consistency probability, whereas those with weaker abilities who were admitted through luck would have a lower consistency probability. Since universities aim to select the most promising candidates, naturally, the consistency probability can be used as a metric to evaluate the effectiveness of their admission strategies.

The Potential Outcome framework offers us an important insight, placing individuals in a crucial role as the subjects performing the *do* action. Hence, $do(T_i = t)$ is considered as a primitive operation, while the population-level $do(T = t)$ is merely a derivative. Each unit performing $do(t)$ only impacts the outcome of that specific unit, which essentially influences the individual's structural equations. This entails that many formula derivations need to be reduced to the individual-level valuations. For example, we have a population-level formula for the probability of consistency :

$$P(Y(t) = y|T = t, Y = y) = \int_x P(y|t, x)P(x|t, y)$$

Here, x denotes a representation for individuals that satisfies certain appropriate properties. Interestingly, this formula bears a resemblance to

$$\begin{cases} P(Y(t) = y) = \int_x P(y|t, x)P(x) \\ P(Y = y|T = t) = \int_x P(y|t, x)P(x|t) \end{cases}$$

For the sake of brevity, we will not delve further into population-level valuations in this paper.

VII. CONCLUSION

Answering counterfactual questions with data, termed as Layer 3 valuation, poses a significant challenge. Traditional causal modeling frameworks exhibit inherent weaknesses in modeling counterfactuals due to the degeneration problem caused by the consistency rule. However, under the DiscoSCM framework, which is based on the distribution-consistency assumption, these theoretical difficulties related to this formidable problem have been fundamentally addressed.

To summarize, when the correlation between potential noises is 1, as is the case in SCM, knowledge of all structural equations is required to solve for counterfactuals. When potential noises exhibit some correlation, neither randomized controlled trial (RCT) or observational data can help recover related counterfactual parameters. Conversely, when potential noises are independent, Layer 3 valuation can be reduced to Layer 2, allowing them to typically be identified from the data. We suggest that the DiscoSCM may serve as a significant milestone in the field of causal modeling for addressing counterfactual queries.

REFERENCES

- [1] Donald B Rubin. "Estimating causal effects of treatments in randomized and nonrandomized studies." 211 Journal of educational Psychology, 66(5):688, 1974.
- [2] Pearl J. Causality[M]. Cambridge university press, 2009.
- [3] Pearl J. Brief report: On the consistency rule in causal inference:" axiom, definition, assumption, or theorem?"[J]. Epidemiology, 2010: 872-875.
- [4] Heyang G, et al. "A Framework for Causal Inference based on the Distribution-consistency Assumption". arXiv preprint arXiv:2106.03178, 2023.
- [5] Li A, Pearl J. Unit selection based on counterfactual logic[C]//Proceedings of the Twenty-Eighth International Joint Conference on Artificial Intelligence. 2019.
- [6] Zhang W, Li J, Liu L. A unified survey of treatment effect heterogeneity modelling and uplift modelling[J]. ACM Computing Surveys (CSUR), 2021, 54(8): 1-36.
- [7] Gutierrez P, Gérardy J Y. Causal inference and uplift modelling: A review of the literature[C]//International conference on predictive applications and APIs. PMLR, 2017: 1-13.
- [8] Holland P W. "Statistics and causal inference"[J]. Journal of the American statistical Association, 1986, 81(396): 945-960.
- [9] Xia K, Lee K Z, Bengio Y, et al. "The causal-neural connection: Expressiveness, learnability, and inference"[J]. Advances in Neural Information Processing Systems, 2021, 34: 10823-10836.
- [10] Pearl J. Causal diagrams for empirical research[J]. Biometrika, 1995, 82(4): 669-688.
- [11] Huang Y, Valtorta M. "Pearl's calculus of intervention is complete"[J]. arXiv preprint arXiv:1206.6831, 2012.
- [12] Pearl J. "Probabilities of causation: three counterfactual interpretations and their identification". Synthese, 121(1-2):93-149, 1999.
- [13] Tian J, Pearl J. "Probabilities of causation: Bounds and identification"[J]. Annals of Mathematics and Artificial Intelligence, 2000, 28(1-4): 287-313.
- [14] Li A, Pearl J. "Unit selection with causal diagram"[C]//Proceedings of the AAAI Conference on Artificial Intelligence. 2022, 36(5): 5765-5772.