
D3: Data Diversity Design for Systematic Generalization in Visual Question Answering

Amir Rahimi

Massachusetts Institute of Technology (MIT)
arahimi@mit.edu

Vanessa D’Amario

MIT / Fujitsu Research of America, Inc.
vanessad@mit.edu

Moyuru Yamada

Fujitsu Limited
yamada.moyuru@fujitsu.com

Kentaro Takemoto

Fujitsu Limited
k.takemoto@fujitsu.com

Tomotake Sasaki

Fujitsu Limited
tomotake.sasaki@fujitsu.com

Xavier Boix

MIT / Fujitsu Research of America, Inc.
xboix@fujitsu.com

Abstract

Systematic generalization is a crucial aspect of intelligence, which refers to the ability to generalize to novel tasks by combining known subtasks and concepts. One critical factor that has been shown to influence systematic generalization is the diversity of training data. However, diversity can be defined in various ways, as data have many factors of variation. A more granular understanding of how different aspects of data diversity affect systematic generalization is lacking. We present new evidence in the problem of Visual Question Answering (VQA) that reveals that the diversity of simple tasks (i.e. tasks formed by a few subtasks and concepts) plays a key role in achieving systematic generalization. This implies that it may not be essential to gather a large and varied number of complex tasks, which could be costly to obtain. We demonstrate that this result is independent of the similarity between the training and testing data and applies to well-known families of neural network architectures for VQA (i.e. monolithic architectures and neural module networks). Additionally, we observe that neural module networks leverage all forms of data diversity we evaluated, while monolithic architectures require more extensive amounts of data to do so. These findings provide a first step towards understanding the interactions between data diversity design, neural network architectures, and systematic generalization capabilities.

1 Introduction

Systematic generalization is a crucial aspect of human intelligence [1], allowing us to solve novel tasks by combining knowledge gained from previously seen, related subtasks [2–4]. Deep learning methods have traditionally struggled to achieve systematic generalization due to their limited ability to generalize beyond the patterns and examples present in the training data, particularly in the presence of complex compositional and structural biases [5–8]. In response, researchers have recently developed various architectures and training regimes to improve systematic generalization [4, 9–12]. Yet, studies prove that achieving systematic generalization remains very difficult [13].

Recent studies have highlighted the critical role of diversity in the training data, as it has been shown to impact systematic generalization performance significantly [13, 14]. Madan et al. [14] demonstrated

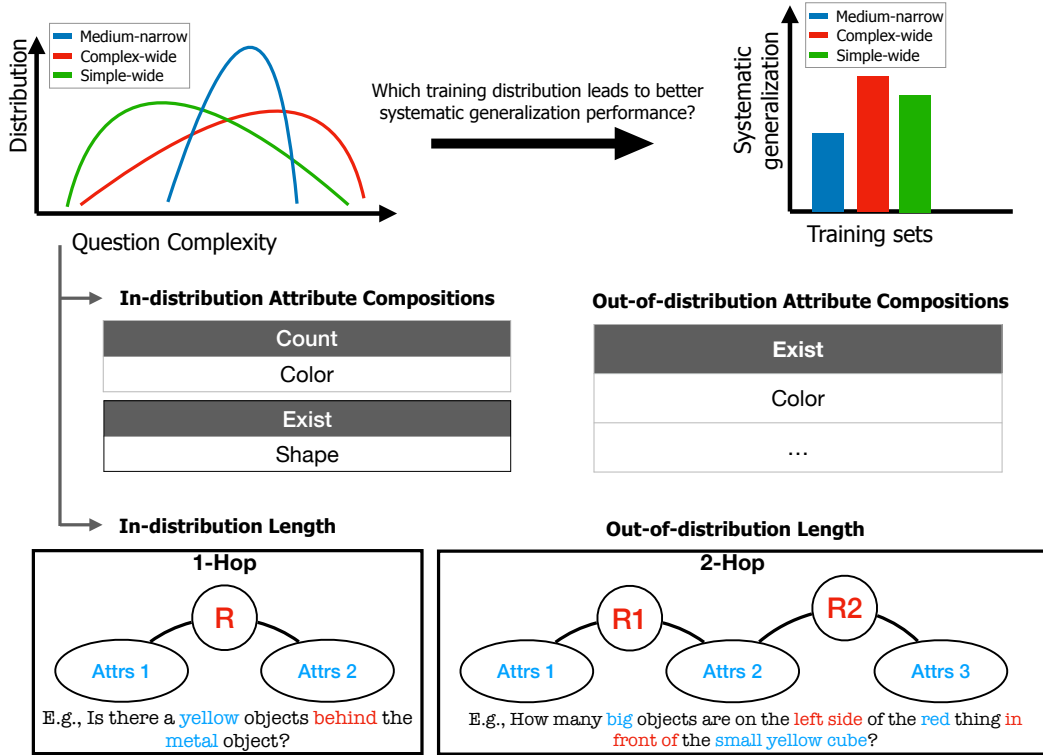


Figure 1: Data diversity and its impact on systematic generalization in VQA. **(top)** Impact of question complexity distribution on systematic generalization. In our study, question complexity is varied in two aspects: **(middle)** Attribute composition. In this example, the training set (in-distribution) contains Count and Exist question with different compositions (left) while Count or Exist questions have novel combinations of attributes in the test set (out-of-distribution). **(bottom)** Length. The in-distribution question has shorter length (different syntactic structure) compared to the out-of-distribution question.

that increasing training data diversity substantially improves generalization to out-of-distribution (OOD) category-orientation combinations. Similarly, Ruis and Lake [13] showed that augmentation of training data and modularity increases systematic generalization performance substantially in a natural language compositional generalization task. However, there is still a lack of study on which specific aspects of data diversity are responsible for enhancing systematic generalization and under what conditions and how they can be applied effectively. This calls for further investigation to unravel the relationships between different types of data diversity and their impact on systemic generalization.

Figure 1 illustrates a motivating example where given a budget of N training questions and a test set in Visual Question Answering (VQA) [15–17], training on different question complexity distributions results in different systematic generalization performances. To study the impact of question complexity on systematic generalization, we consider two factors that influence question complexity: (i) *Attribute composition* that focuses on specific combinations of attributes and question types during training. For instance, a model is trained on questions that involve only certain combinations, such as Count questions with Color attributes and Exist questions with Shape attributes. However, during testing, the model needs to generalize to novel combinations of questions and attributes, such as Exist questions with Color attributes. (ii) *Length* that refers to the number of reasoning steps required to answer the question¹. In our study for systematic generalization, we require a model to generalize to novel question lengths. We measure question length by the number of spatial relations it includes. Spatial relations refer to relations such as ‘behind’, ‘left’, ‘right’, and ‘in front of’, between entities in an image. The hop notation, such as 0-Hop, 1-Hop, and 2-Hop, is used to categorize questions based on the number of spatial relations they involve. The hop count indicates the number of reasoning steps (analogous to the number of sub-tasks) required to answer a question. Higher hop counts imply more advanced spatial reasoning and compositional understanding. An example for length generalization is illustrated in the bottom part of Figure 1.

¹Not to be confused with the number of words in a question in this context

a) Composition of two attributes			
Training		Test	
Count	Exist	Exist	Count
Color & Size	Color & Shape	Color & Size	Color & Shape
How many big red objects are in the image?		Is there a big red object in the image?	
b) Attribute comparison			
Training		Test	
Equal Size	Equal Color	Equal Size	Equal Color
Material	Size	Color	Shape
Equal Material	Equal Shape	Equal Material	Equal Shape
Shape	Color	Size	Material
Does the rubber object have the same size as the shiny object in the image?		Does the red object have the same size as the green object in the image?	
c) 2-Hop			
Type A Compositions		Type B Compositions	
Count	Exist	Count Exist	
Color or Size or Left or Front	Color or Size or Left or Front	Material or Shape or Left or Front	Color or Size or Right or Behind
Exist	Count	Color or Shape or Left or Behind	Color or Shape or Right or Front
Material or Shape or Right or Behind	Material or Shape or Right or Behind	...	
A: How many big objects are on the left side of the red thing in front of the small yellow cube?		Is there a cube on the left side of the shiny thing in front of the cylinder?	
B: Is there a big object on the left side of the red thing in front of the small yellow cube?			

Figure 2: Specification of different biases for train and test datasets. The gray boxes display the question type, while the valid attributes corresponding to each question type are shown in white boxes below. A valid example question for each dataset is shown below the boxes.

In this paper, we investigate various factors in designing training data that contribute to improving systematic generalization and explore the conditions under which these factors can be effectively applied. By creating datasets in controlled settings in VQA, we analyze the relationship between different factors in training question complexity (e.g., length and compositions of object attributes) and systematic generalization performance. Our empirical analysis reveals that simple diverse questions, i.e., questions that are simple (require less reasoning steps), but cover a diverse range of attributes, are effective for systematic generalization. This can be valuable for practitioners and dataset engineers since collecting simple questions and obtaining their associated answers is more cost-effective than curating a large number of complex questions with many attributes and spatial relations. Moreover, simple questions facilitate the development of models that are less susceptible to overfitting. This is because obtaining a diverse representation of attributes through unbiased sampling is considerably more manageable with simple questions as opposed to complex ones. Our finding is in line with recent research [18] that highlighted the inefficiency of solely relying on the neural scaling law [19–23] to enhance model performance through data scaling. Instead, it has been shown that designing datasets strategically based on difficulty and dataset size can lead to greater cost efficiency without compromising performance.

2 Data Diversity Benchmark for Systematic Generalization in VQA

In this section, we describe the datasets we generate using the CLEVR [24] repository. We define biased training questions where the biases are formed by limiting the attribute compositions and question lengths in the training sets while we test on out-of-distribution questions. Our objective is to gain insights into the models’ capabilities and limitations in different aspects of systematic generalization.

We propose our Data Diversity Design, referred to as D3, for each task which involves incorporating diverse set of questions to enhance systematic generalization. By doing so, our methodology helps mitigate the impact of biases in the training data, thereby allowing VQA models to generalize effectively to previously unseen question attribute compositions and lengths.

We begin by introducing biases in simple questions about the composition or comparison of a set of objects using two attributes, focusing on compositional generalization. Next, we incorporate more complex questions regarding the spatial relations between multiple sets of objects to incorporate length generalization and explore various aspects of systematic generalization. Finally, we explore the impact of question complexity distribution as an additional aspect of diversity on systematic generalization when full diversity is present.

2.1 Attribute Composition Generalization

Here, we provide detailed description of two biased training sets, sets used for applying D3 (also called D3 sets), and systematic generalization test sets for evaluating attribute composition generalization.

Base training set for compositions of two attributes. This dataset comprises simple elemental questions involving a composition of two attributes as the biased in-distribution (InD) set for training. The images have been generated in a way that three to five objects are present in each image, thereby resulting in a simplified dataset. We have used the original 0-Hop template from the CLEVR dataset to generate InD and OOD questions for this dataset. Additionally, we have imposed constraints on the types of questions to specify the biased train and test splits.

We have limited the pairs of attributes and question types appearing together in this dataset to only Count and Exist question types, as shown in Figure 2a. Specifically, Count questions are only associated with Color and Size related attributes, while Exist questions are employed only when Color and Shape attributes are present in the questions. For instance, the question *“How many big red objects are in the image?”* is a valid InD question for this dataset as it contains two attributes relating to Color and Size for the Count question type. However, the question *“How many rubber objects are there?”* will never appear during training in this dataset.

Test set for composition of two attributes. The systematic generalization test set for this dataset contains questions where the attributes associated with Count and Exist questions are swapped with respect to InD questions. For instance, in the OOD test set, Color and Size attributes are used in Exist type questions. By designing this test set, we can evaluate if the neural networks have learned to identify and understand the elemental attributes and their relationships to different question types.

Base training set for attribute comparison. The dataset for attribute comparison includes four question types: `equal_size`, `equal_shape`, `equal_material`, and `equal_color`. Similar to the composition of two attributes dataset, the images are generated such that three to five objects are present in each image. For each question type, a specific attribute of the same type between two different objects is compared. Different attribute and question type combinations for the training set of this dataset is shown in Figure 2b. As an example, `equal_size` type questions always filter Materials of two objects in an input image and compare if they have the same Size. In this case, a question like *“Does the rubber object have the same size as the shiny object in the image?”* is considered a valid question. Note that for simplicity, there is no combination of attributes of objects in these type of questions.

Test set for attribute comparison. The OOD test set for this dataset is constructed in a way that the comparison questions appear with different attributes from the training set as shown in Figure 2b. For example, the `equal_size` questions are about the Color attributes of the objects in the test set.

Applying D3. To apply D3, we utilize 0-Hop questions that have no spatial relations with a constraint that questions from this set contain only a single attribute. Our diversified training sets after D3 contain 70% of the original biased questions and 30% of the questions from the respective D3 set. While we have observed promising results with the 70% and 30% configuration, we have also explored other proportions, which will be detailed in Appendix B. Our goal is to investigate the impact of incorporating such simple questions on systematic generalization. We use questions about Color, Size, and Shape attributes for both Exist and Count questions. As an example, the question *“Is there a shiny object?”* is a valid question for this set.

2.2 Incorporating Length Generalization

To analyze the interplay between different aspects of diversity for systematic generalization, we introduce a set of datasets with varying compositions of attributes and question lengths. The biased training set is based on the 2-Hop template, which includes questions with two spatial relations. This is a more complex setting where spatial relations between objects and attributes come into play and allows us to study how the complexity of the questions and the diversity of attributes can affect the model’s ability to generalize systematically. By exploring different combinations of attributes and question lengths, we can gain insights into which factors contribute most to achieving high levels of systematic generalization in VQA models. The images from the original CoGenT A and CoGenT B splits of CLEVR are used for the training and test sets, respectively. We only consider Count and Exist question types for these sets. Different variations of the sets are illustrated in Figure 2c. Next, we begin by introducing the biased training set, OOD test sets, and how we apply D3.

Base training set for two spatial relations between multiple objects (2-Hop). The biased training set for this dataset is named 2-Hop A, in which only Color, Size, Left, and Front attributes are allowed for Count type questions, and Material, Shape, Right, and Behind attributes are used for Exist questions.

Test sets for 2-Hop. We introduce four different test sets to evaluate attribute composition generalization, length generalization, and their combinations using the 2-Hop dataset:

- *0-Hop*: The 0-Hop test set is composed of questions regarding a single attribute. It contains all possible combinations of attributes and question types (i.e., Count and Exist questions). We employ this test set to assess the models’ ability to generalize to questions with shorter lengths.
- *2-Hop OOD*: This set contains the same set of combinations for both Exist and Count question types. The attribute and spatial relation combinations are carefully chosen such that the possible combinations have an edit distance of two with attribute combinations in 2-Hop A. For example, Material, Shape, Left, and Front can appear with both Count and Exist questions. This set is solely used for evaluating attribute composition generalization on the more complex 2-Hop questions than the previously introduced attribute composition test sets.
- *3-Hop A*: This test set comprises questions with three spatial relations and uses only type A attribute compositions. The sole purpose of this test set is to evaluate the network’s ability to generalize to longer questions.
- *3-Hop OOD*: This test set is similar to 2-Hop OOD in terms of attribute and question combinations. However, the questions contain three spatial relations (3-Hop), making it a more challenging set that tests both OOD length and OOD attribute composition generalization.

Applying D3. The sets for applying D3 consist of various combinations of attributes and spatial relations, enabling us to systematically analyze the model’s ability to generalize to different levels of complexity. As before, we replace 30% of the base training questions with questions from one of the sets below to create a new diversified training set:

- *1-Hop Full*: This set includes questions that have only one spatial relations between two objects, hence called 1-Hop Full. There is no combinations of attributes for a single set of objects in this D3 set. We do not impose any constraint on the combinations of questions and attribute types for the 1-Hop Full set. This set is analogous to the diverse simple D3 set of questions that we used for attribute comparison and composition sets for questions with spatial relations.
- *1-Hop A*: The 1-Hop A set contains the same combinations of questions and attributes as the 2-Hop A training set, but with only one spatial relation. This allows us to study the model’s ability to generalize to longer questions and analyze its similarity to the test distribution.
- *1-Hop B*: This set is similar to 1-Hop A except that the attribute and spatial relations of Count and Exist are swapped from the ones in 1-Hop A. Specifically, in 1-HopB, Exist questions can only be paired with Color, Size, Left, and Front attributes. This set serves the same purpose as 1-Hop A, allowing us to analyze the model’s similarity to the test distribution.
- *3-Hop Full*: This set comprises 3-Hop questions with no restrictions on the combinations of question types and attributes. The main purpose of this set is to evaluate the model’s ability to generalize to questions with shorter lengths than the ones seen during training.

2.3 Question Complexity Distribution

In order to explore the impact of question complexity distribution, we introduce the datasets with full diversity. These datasets allow us to examine the systematic generalization performance by sampling questions from various question types in different proportions, while maintaining a fixed number of questions.

Training sets. We sample different fractions of training questions from 0-Hop A, 1-Hop Full, and 2-Hop A training sets. 1-Hop Full and 2-Hop A are the same sets as the ones we defined in Section 2.2. The 0-Hop A set is similar to 2-Hop A introduced in Section 2.2 and Figure 2c except that it does not contain spatial relations. In other words, the Count questions appear with Color or Size attributes, and Exist questions appear with Material or Shape attributes. Only a single attribute can be used in the questions of the 0-Hop A set. A valid question for this set would be “*Is there a matte object in the image?*”

Test sets for question complexity distribution. The test sets for these wide datasets are identical to the test sets we defined for the 2-Hop dataset in Section 2.2.

Table 1: Accuracy and standard deviations comparing training on the biased datasets and training after D3 with 0-Hop. 30% of the training questions from biased datasets are replaced with 0-Hop questions for D3.

Training dataset	FiLM	MAC	VectorNMN GT	VectorNMNSepStem GT	VectorNMN
Two attributes	33.57 \pm 0.03	46.56 \pm 0.02	45.39 \pm 0.01	44.10 \pm 0.01	42.80 \pm 0.01
+ D3 (0-Hop)	64.21 \pm 0.03	71.09 \pm 0.04	66.72 \pm 0.01	64.88 \pm 0.01	60.15 \pm 0.01
Comparisons	49.28 \pm 0.01	53.31 \pm 0.01	66.27 \pm 0.04	67.97 \pm 0.04	58.43 \pm 0.04
+ D3 (0-Hop)	56.29 \pm 0.03	56.58 \pm 0.03	83.29 \pm 0.02	76.16 \pm 0.04	73.32 \pm 0.02

Applying D3. For simplicity, we sample different fractions from each training set using only multiples of $1/6$ as a fraction of questions sampled from each training set. We generated 13 and 10 different sets of fractions for 100k and 600k questions, respectively.

3 Results

In this section, we provide our results and analysis about the effect of dataset diversity on systematic generalization.

Our implementation is based on the original implementation of [9]². We used MAC [5], FiLM [25], Vectorized Neural Module Networks [9, 26] (VectorNMN), its counterpart with given program generator (VectorNMN GT), and the version introduced in [10] with modular image encoders (VectorNMNSepStem). To save time and computational resources, we excluded FiLM and VectorNMNSepStem from our experiments about question complexity distributions due to their inferior performance compared to MAC and VectorNMN. We conducted hyperparameter search using the attribute comparison and composition datasets and identified a set of effective hyperparameters that yielded consistent results. Further implementation details and information on the hyperparameter search can be found in Appendix A. To generate InD and OOD objects in the images, we rely respectively on the CoGenT condition A and CoGenT condition B splits in CLEVR.

3.1 Effects of Introducing Diversity in Training Data on Systematic Generalization

The results for composition of two attributes and attribute comparison datasets (Section 2.1) are shown in Table 1. We also present the full results for the 2-Hop datasets (Section 2.2) in the form of a heatmap displayed in Figure 3. The heatmap shows the change in accuracy after applying the respective D3 compared to training on the base 2-Hop A dataset. The results on the base 2-Hop A dataset are shown in Table 3 in Appendix E. Additionally, we present the results for a transformer model in Table 4 in Appendix E. As expected, our observations indicate that diversity plays a crucial role in enhancing systematic generalization across various scenarios and D3 with maximum diversity leads to better systematic generalization. However, we note that when the diversity aligns more closely with the specific aspect being tested, we observe improved systematic generalization performance. The key findings are detailed in the following:

D3 with diverse simple questions improves both compositional and length generalization. The results for compositions of two attributes and attribute comparisons presented in Table 1 show that using diverse simple questions of 0-Hop type with only a single attribute as D3 can significantly improve attribute composition generalization for both of our simple datasets. To specifically examine the impact of diverse simple questions within the D3 framework, we analyze the results of the 2-Hop OOD test set, displayed in the second column of Figure 3, for the respective architectures. Notably, we observe noteworthy improvements in systematic generalization performance when considering both the 1-Hop Full and 1-Hop B sets, which demonstrate diversity in attribute composition aspect.

We employ 3-Hop A test set to isolate the impact of data diversity on length generalization. This test set maintains the same attribute composition as the biased training set 2-Hop A, but with longer questions. Remarkably, we found that introducing diversity through shorter questions with the same attribute compositions, as seen in 1-Hop A, improves OOD generalization by incorporating more variations in length. Additionally, we observe that including 1-Hop B slightly improves the results. It shows that although it introduces more diversity in attribute compositions along adding diversity in length, the networks may learn to associate questions with type B attribute compositions with shorter questions, making it more challenging to generalize to longer questions. On the other hand, since 1-Hop Full contains all forms of compositions and shorter question lengths altogether, the

²<https://github.com/rizar/CLOSURE>

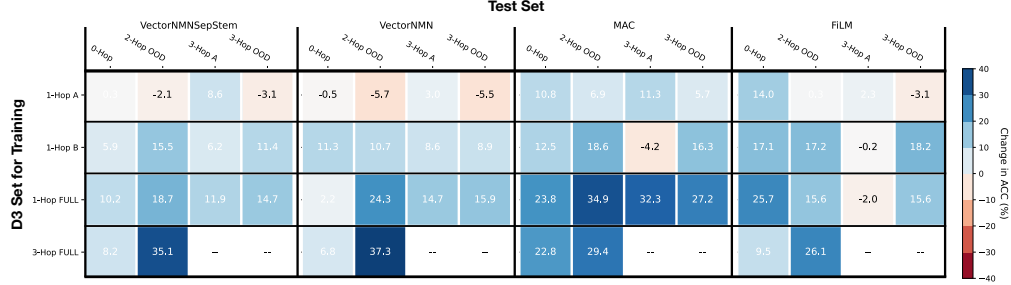


Figure 3: Change in accuracy after replacing 30% of base training questions (2-Hop A) with different type of questions as D3 to have more diversity. In most cases diversity helps systematic generalization significantly.

networks learn a better strategy to generalize to longer questions.

To examine the influence of length and attribute composition together, we utilize the 3-Hop OOD and 0-Hop test sets. In the case of 3-Hop OOD, D3 with 1-Hop A results in a slight decrease in accuracy across all architectures, except for MAC, which demonstrates an improvement of 5.7%. Conversely, D3 with 1-Hop B leads to a significant increase in accuracy. This highlights the importance of diversity in both length and attribute composition, as 1-Hop B exhibits such diversity while 1-Hop A only diversifies in terms of length. Furthermore, in line with previous observations, 1-Hop Full outperforms the other D3 sets on the 3-Hop OOD test set, indicating superior generalization capabilities when full compositional diversity is available. We observe that all forms of D3 lead to improvements on the 0-Hop dataset (with exclusion of VectorNMN when D3 uses 1-Hop A). For instance, incorporating 1-Hop A D3, which diversifies only the length aspect of the questions compared to the base training of 2-Hop A, results in noticeable improvements. On the other hand, D3 with 1-Hop B, which is more diverse in terms of both length and attribute composition, outperforms D3 with 1-Hop A. The best performance is achieved by 1-Hop Full as it is closer in length to the test set and contains full attribute composition diversity. Despite 3-Hop Full having longer question length than the base training and thus a further distance to the 0-Hop test set in terms of length, it still exhibits full attribute diversity and yields significant improvements over the baseline. In conclusion, the diversity of both length and attribute compositions proves beneficial for the 0-Hop test set.

D3 with maximum attribute composition diversity leads to better results for attribute composition generalization. Comparing the performance of 1-Hop B and 1-Hop Full, we observe a notable difference when it comes to having the same attribute compositions as the base 2-Hop A training set. Specifically, 1-Hop Full, which shares the attribute compositions with 2-Hop A, demonstrates superior performance. The reason is that 1-Hop B introduces a swap in attribute compositions for Count and Exist questions compared to 2-Hop A. While this diversification contributes to increased variability in the dataset, it causes the model to struggle to generalize effectively to new attribute compositions, leading to a slightly lower performance compared to 1-Hop Full. Conversely, when focusing on D3 with 1-Hop A, which solely introduces diversity in terms of question length while keeping attribute compositions constant, we observe minimal changes in performance.

D3 enhances systematic generalization without getting closer to the target distribution. Since diversity provides a better generalization to OOD questions, one may ask if by applying D3, the training set is getting closer to the target OOD distribution. To answer this question, we provide the following observations:

- *Shorter questions facilitate length generalization on longer questions, and vice versa:* We observe that any form of D3 utilizing 1-Hop variants of questions leads to improved results on 3-Hop A, which contains longer questions compared to the ones in the D3 set. Similarly, employing 3-Hop Full D3, which consists of longer questions than the base 2-Hop OOD training set, enhances accuracy on the 0-Hop test set, which comprises shorter questions.
- *D3 with questions that exhibit more diversity tend to yield better results while maintaining the same distance in terms of attribute composition to the OOD test set:* This can be observed when comparing D3 with 1-Hop A and 1-Hop B. Both D3 sets have the same attribute compositions, but they differ in their question types (only Exist and Count questions have been swapped). Consequently, their distance to the 2-Hop OOD test set remains constant since the 2-Hop OOD test set encompasses identical attribute compositions for both Exist and Count questions. However, the resulting set after D3 with 1-Hop B exhibits more diversity and gains better accuracy.

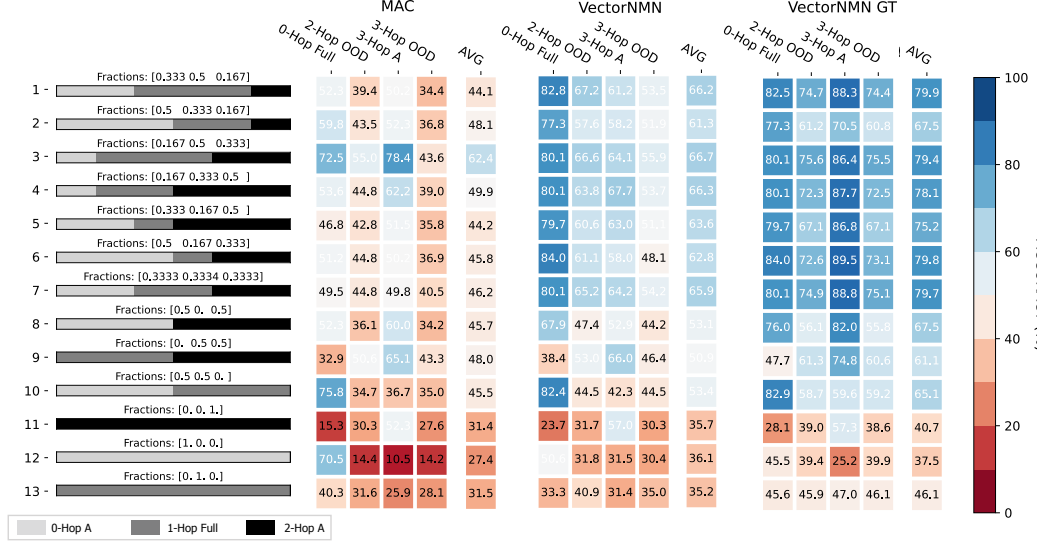


Figure 4: Training complexity distribution effect. The number of questions is kept fixed and is equal to 100k. Each row corresponds to a different training set where different fractions of questions from 0-Hop A, 1-Hop Full, and 2-Hop A are selected. For each model, the accuracies on the respective test set are shown in each column. The average across the four test set is also shown in the AVG column.

These observations highlight an important aspect of D3 training: it does not necessarily bring the training data distribution closer to the target test distribution, yet it can still improve systematic generalization.

We also note that it is crucial to consider the alignment between the diversity introduced in the training data and the characteristics of the target test set to obtain optimal performance. For instance, when evaluating the performance on the 0-Hop test set, we observed that the 3-Hop Full D3 set, which consists of longer questions compared to the base 2-Hop A training set, results in worse accuracy compared to the 1-Hop Full D3 set. This is because the questions with longer length in the 3-Hop Full set created a greater distance between the training and test distributions in terms of question length, affecting the generalization performance. In contrast, the 1-Hop Full D3 set, which encompassed a more similar question length distribution to the target test set, exhibited better accuracy on the 0-Hop test set.

3.2 Effect of Question Complexity Distribution on Systematic Generalization

We have shown that using as much diversity as possible is beneficial for systematic generalization. However, the impact of question complexity distribution, specifically the question sampling strategy, remains unknown. The conventional method of uniformly sampling questions from different levels of complexity may be suboptimal for systematic generalization. In the following set of experiments, our goal is to identify the impact of question complexity distribution, the number of training questions, and the behaviour of different neural network architectures in low and large data regimes on systematic generalization.

The results obtained from the experiments conducted with different fractions of diversity are presented in Figure 4 for 100k questions. To provide a summary of the findings, we calculate the average result across the four test sets for each model and display it in the AVG column.

VectorNMN has superior performance and is more robust to distribution changes in low data regimes. We observe that when limited number of training questions are available, MAC performs poorly except for dataset number 3 and shows high sensitivity to distribution changes. VectorNMN on the other hand has more consistent results and achieves an overall better performance. The results can be further improved when program generator (VectorNMN GT) is provided.

MAC gains strong systematic generalization performance and robustness to distribution changes when sufficient data is available. To assess the impact of question complexity distribution in large data regimes, we identified the best set of fractions (dataset 3 in Figure 4) and progressively increased

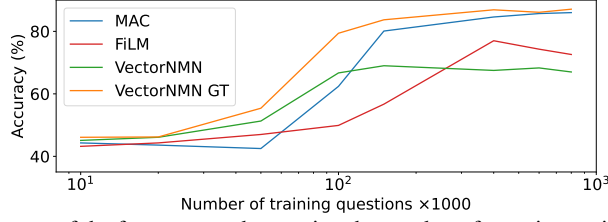


Figure 5: Average accuracy of the four test sets by varying the number of questions using fractions from dataset 3 in Figure 4.

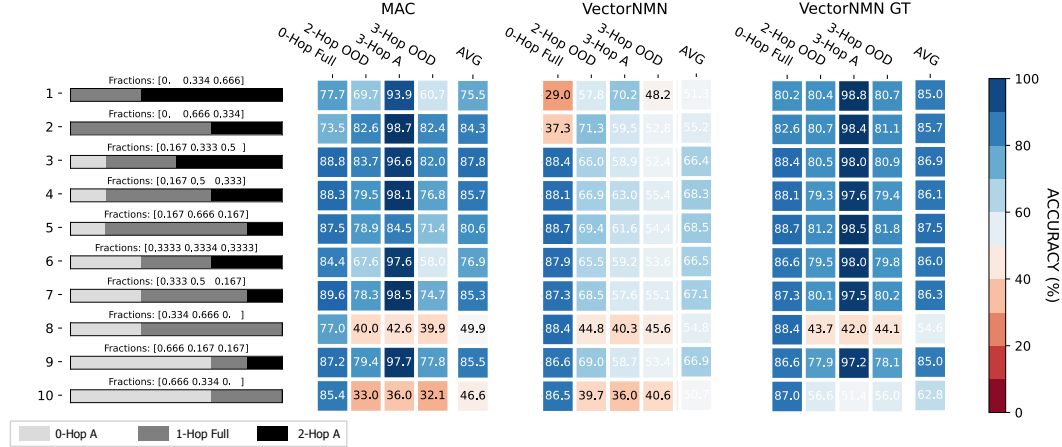


Figure 6: Training complexity distribution effect for 600k questions. Refer to Figure 4 for more details.

the number of questions until reaching saturation accuracy, as depicted in Figure 5. We determined that employing 600k questions would suffice for this dataset to observe the behavior of networks when using a large amount of data. Compared to low data case, the patterns alter when expanding the number of questions to 600k, as depicted in Figure 6. MAC becomes more robust to distribution changes as the amount of data increases and outperforms VectorNMN.

Program generator plays an important role in systematic generalization. The gap between VectorNMN and VectorNMN GT also increases as the number of training questions grows, indicating that the performance bottleneck of modular networks lies in learning the program generator, specifically in large data scenarios.

Using abundant simple questions can lead to strong performance. We also note that the inclusion of a distribution with more simple questions proves to be valuable in both data regimes, as it results in improved systematic generalization performance. Dataset 1 in Figure 4 and dataset 7 in Figure 6 show that it is not necessary to sample a large amount of complex questions to achieve high systematic generalization performance.

Uniform sampling from different complexities can be sub-optimal. MAC’s performance on the uniform dataset (7th in Figure 4 and 6th in Figure 6) is relatively lower compared to the best results achieved. In contrast, modular networks show similar performance to other full distributions when using the uniform distribution.

4 Discussion

Summary. We introduced Data Diversity Design (D3) for designing datasets with improved systematic generalization performance in VQA. We showed that diverse simple tasks significantly enhanced systematic generalization in VQA. We demonstrated that the inclusion of diverse questions, particularly those aligned with the particular systematic generalization aspects, led to better overall performance. Additionally, we investigated the impact of different sampling strategies from different question complexities and noted that distributions with enough simple and diverse questions can attain better systematic generalization results than the common uniform sampling practice. Our results showed that modular networks such as VectorNMN are more data efficient and more robust to question complexity distribution variations. On the other hand, the monolithic networks attain their best performance and robustness to distribution changes when sufficient data is available.

Limitations. While large language models [27–29] have shown promise in addressing systematic generalization [30–32], their training data biases are not well-understood. This motivated us to focus on datasets created in controlled settings to isolate and investigate specific factors related to data diversity and systematic generalization. However, our studies may not fully capture the complexity and variability of real-world data. To show the effect of D3 on length generalization in a dataset with realistic images, we have incorporated additional results on the GQA dataset [33] in Appendix F. These results support our paper’s conclusions, although broader investigations are encouraged.

While we have observed that diversity contributes to improved systematic generalization, further investigation is needed to fully understand the underlying reasons behind this effect. Our hypothesis is that diversity promotes modularity in neural networks, which in turn enhances systematic generalization. To provide additional insights into the modularity of networks, we present an experiment in Appendix C. Lastly, the evaluation is primarily based on the VQA task, and it would be valuable to investigate the transferability of the observed effects to other domains and tasks.

Acknowledgements

We would like to thank members of the Sinha Lab for Developmental Research and Fujitsu Research for helpful comments and feedback during the development of this project. In particular, Ian Mason, Anirban Sarkar, Hojin Jang, Avi Cooper, and Ece Özkan Elsen. This work was supported by Fujitsu Limited (Contract No. 40009568).

References

- [1] Brenden M Lake, Tal Linzen, and Marco Baroni. Human few-shot learning of compositional instructions. *arXiv preprint arXiv:1901.04587*, 2019.
- [2] Brenden Lake and Marco Baroni. Generalization without systematicity: On the compositional skills of sequence-to-sequence recurrent networks. In *International conference on machine learning*, pages 2873–2882. PMLR, 2018.
- [3] Laura Ruis, Jacob Andreas, Marco Baroni, Diane Bouchacourt, and Brenden M Lake. A benchmark for systematic generalization in grounded language understanding. In *Advances in Neural Information Processing Systems 33 (NeurIPS 2020)*, pages 19861–19872, 2020.
- [4] Dzmitry Bahdanau, Shikhar Murty, Michael Noukhovitch, Thien Huu Nguyen, Harm de Vries, and Aaron Courville. Systematic generalization: What is required and can it be learned? In *International Conference on Learning Representations*, 2019.
- [5] Drew A Hudson and Christopher D Manning. Compositional attention networks for machine reasoning. In *International Conference on Learning Representations (ICLR)*, 2018.
- [6] Nicolas Gontier, Koustuv Sinha, Siva Reddy, and Christopher Pal. Measuring systematic generalization in neural proof generation with transformers. In *Advances in Neural Information Processing Systems 33 (NeurIPS 2020)*, pages 22231–22242, 2020.
- [7] Dmitry Tsarkov, Tibor Tihon, Nathan Scales, Nikola Momchev, Danila Sinopalnikov, and Nathanael Schärli. *-CFQ: Analyzing the scalability of machine learning on a compositional task. In *Proc. of the 35th AAAI Conference on Artificial Intelligence (AAAI-21)*, pages 9949–9957, 2021.
- [8] Leon Bergen, Timothy J. O’Donnell, and Dzmitry Bahdanau. Systematic generalization with edge transformers. In *Advances in Neural Information Processing Systems 34 (NeurIPS 2021)*, pages 1390–1402, 2021.
- [9] Dzmitry Bahdanau, Harm de Vries, Timothy J O’Donnell, Shikhar Murty, Philippe Beaudoin, Yoshua Bengio, and Aaron Courville. CLOSURE: Assessing systematic generalization of CLEVR models. *arXiv preprint arXiv:1912.05783*, 2019.
- [10] Vanessa D’Amario, Tomotake Sasaki, and Xavier Boix. How modular should neural module networks be for systematic generalization? *Advances in Neural Information Processing Systems*, 34:23374–23385, 2021.

- [11] Moyuru Yamada, Vanessa D’Amario, Kentaro Takemoto, Xavier Boix, and Tomotake Sasaki. Transformer Module Networks for systematic generalization in visual question answering. Technical Report CBMM Memo No. 121, Ver.2, Center for Brains, Minds and Machines, 2023.
- [12] Yuichi Kamata, Moyuru Yamada, and Takayuki Okatani. Self-Modularized Transformer: Learn to modularize networks for systematic generalization. In *Proceedings of the 18th International Joint Conference on Computer Vision, Imaging and Computer Graphics Theory and Applications - Volume 5: VISAPP*, pages 599–606, 2023.
- [13] Laura Ruis and Brenden Lake. Improving systematic generalization through modularity and augmentation. *arXiv preprint arXiv:2202.10745*, 2022.
- [14] Spandan Madan, Timothy Henry, Jamell Dozier, Helen Ho, Nishchal Bhandari, Tomotake Sasaki, Frédo Durand, Hanspeter Pfister, and Xavier Boix. When and how convolutional neural networks generalize to out-of-distribution category–viewpoint combinations. *Nature Machine Intelligence*, 4(2):146–153, 2022.
- [15] Stanislaw Antol, Aishwarya Agrawal, Jiasen Lu, Margaret Mitchell, Dhruv Batra, C. Lawrence Zitnick, and Devi Parikh. VQA: Visual Question Answering. In *Proc. of the 15th IEEE International Conference on Computer Vision (ICCV 2015)*, 2015.
- [16] Aishwarya Agrawal, Dhruv Batra, Devi Parikh, and Aniruddha Kembhavi. Don’t just assume; look and answer: Overcoming priors for visual question answering. In *Proc. of the 31st IEEE/CVF Conference on Computer Vision and Pattern Recognition (CVPR 2018)*, pages 4971–4980, 2018.
- [17] Corentin Kervadec, Grigory Antipov, Moez Baccouche, and Christian Wolf. Roses are red, violets are blue... but should VQA expect them to? In *Proc. of the 34th IEEE/CVF Conference on Computer Vision and Pattern Recognition (CVPR 2021)*, pages 2776–2785, 2021.
- [18] Ben Sorscher, Robert Geirhos, Shashank Shekhar, Surya Ganguli, and Ari Morcos. Beyond neural scaling laws: beating power law scaling via data pruning. *Advances in Neural Information Processing Systems*, 35:19523–19536, 2022.
- [19] Jonathan S Rosenfeld, Amir Rosenfeld, Yonatan Belinkov, and Nir Shavit. A constructive prediction of the generalization error across scales. In *International Conference on Learning Representations*, 2020.
- [20] Mitchell A Gordon, Kevin Duh, and Jared Kaplan. Data and parameter scaling laws for neural machine translation. In *Proceedings of the 2021 Conference on Empirical Methods in Natural Language Processing*, pages 5915–5922, 2021.
- [21] Xiaohua Zhai, Alexander Kolesnikov, Neil Houlsby, and Lucas Beyer. Scaling vision transformers. In *Proceedings of the IEEE/CVF Conference on Computer Vision and Pattern Recognition*, pages 12104–12113, 2022.
- [22] Jordan Hoffmann, Sebastian Borgeaud, Arthur Mensch, Elena Buchatskaya, Trevor Cai, Eliza Rutherford, Diego de Las Casas, Lisa Anne Hendricks, Johannes Welbl, Aidan Clark, et al. Training compute-optimal large language models. *arXiv preprint arXiv:2203.15556*, 2022.
- [23] Joel Hestness, Sharan Narang, Newsha Ardalani, Gregory Diamos, Heewoo Jun, Hassan Kianinejad, Md Patwary, Mostofa Ali, Yang Yang, and Yanqi Zhou. Deep learning scaling is predictable, empirically. *arXiv preprint arXiv:1712.00409*, 2017.
- [24] Justin Johnson, Bharath Hariharan, Laurens Van Der Maaten, Li Fei-Fei, C Lawrence Zitnick, and Ross Girshick. CLEVR: A diagnostic dataset for compositional language and elementary visual reasoning. In *Proceedings of the IEEE/CVF Conference on Computer Vision and Pattern Recognition (CVPR)*, pages 2901–2910, 2017.
- [25] Ethan Perez, Florian Strub, Harm de Vries, Vincent Dumoulin, and Aaron C. Courville. FiLM: Visual reasoning with a general conditioning layer. In *Proceedings of the 32nd AAAI Conference on Artificial Intelligence*, 2018.

- [26] Jacob Andreas, Marcus Rohrbach, Trevor Darrell, and Dan Klein. Neural module networks. In *Proceedings of the IEEE Conference on Computer Vision and Pattern Recognition*, pages 39–48, 2016.
- [27] Tom Brown, Benjamin Mann, Nick Ryder, Melanie Subbiah, Jared D Kaplan, Prafulla Dhariwal, Arvind Neelakantan, Pranav Shyam, Girish Sastry, Amanda Askell, Sandhini Agarwal, Ariel Herbert-Voss, Gretchen Krueger, Tom Henighan, Rewon Child, Aditya Ramesh, Daniel Ziegler, Jeffrey Wu, Clemens Winter, Chris Hesse, Mark Chen, Eric Sigler, Mateusz Litwin, Scott Gray, Benjamin Chess, Jack Clark, Christopher Berner, Sam McCandlish, Alec Radford, Ilya Sutskever, and Dario Amodei. Language models are few-shot learners. In H. Larochelle, M. Ranzato, R. Hadsell, M.F. Balcan, and H. Lin, editors, *Advances in Neural Information Processing Systems*, volume 33, pages 1877–1901. Curran Associates, Inc., 2020.
- [28] Aakanksha Chowdhery, Sharan Narang, Jacob Devlin, Maarten Bosma, Gaurav Mishra, Adam Roberts, Paul Barham, Hyung Won Chung, Charles Sutton, Sebastian Gehrmann, et al. Palm: Scaling language modeling with pathways. *arXiv preprint arXiv:2204.02311*, 2022.
- [29] Ross Taylor, Marcin Kardas, Guillem Cucurull, Thomas Scialom, Anthony Hartshorn, Elvis Saravia, Andrew Poulton, Viktor Kerkez, and Robert Stojnic. Galactica: A large language model for science. *arXiv preprint arXiv:2211.09085*, 2022.
- [30] Cem Anil, Yuhuai Wu, Anders Johan Andreassen, Aitor Lewkowycz, Vedant Misra, Vinay Venkatesh Ramasesh, Ambrose Slone, Guy Gur-Ari, Ethan Dyer, and Behnam Neyshabur. Exploring length generalization in large language models. In *Advances in Neural Information Processing Systems*, 2022.
- [31] Jason Wei, Yi Tay, Rishi Bommasani, Colin Raffel, Barret Zoph, Sebastian Borgeaud, Dani Yogatama, Maarten Bosma, Denny Zhou, Donald Metzler, et al. Emergent abilities of large language models. *Transactions on Machine Learning Research*, 2022.
- [32] Jason Wei, Xuezhi Wang, Dale Schuurmans, Maarten Bosma, brian ichter, Fei Xia, Ed H. Chi, Quoc V Le, and Denny Zhou. Chain of thought prompting elicits reasoning in large language models. In Alice H. Oh, Alekh Agarwal, Danielle Belgrave, and Kyunghyun Cho, editors, *Advances in Neural Information Processing Systems*, 2022.
- [33] Drew A Hudson and Christopher D Manning. Gqa: A new dataset for real-world visual reasoning and compositional question answering. *Conference on Computer Vision and Pattern Recognition (CVPR)*, 2019.
- [34] Justin Johnson, Bharath Hariharan, Laurens van der Maaten, Judy Hoffman, Li Fei-Fei, C Lawrence Zitnick, and Ross Girshick. Inferring and executing programs for visual reasoning. In *ICCV*, 2017.
- [35] Alec Radford, Jeff Wu, Rewon Child, David Luan, Dario Amodei, and Ilya Sutskever. Language models are unsupervised multitask learners. 2019.

Appendix

A Implementation Details

We used MAC [5], FiLM [25], Vectorized Neural Module Networks [9, 26] (VectorNMN), its counterpart with given program generator (VectorNMN GT), and the version introduced in [10] with modular image encoders (VectorNMNSepStem). To save time and computational resources, we excluded FiLM and VectorNMNSepStem from our experiments about question complexity distributions due to their inferior performance compared to MAC and VectorNMN. We conducted hyperparameter search using the attribute comparison and composition datasets and identified a set of effective hyperparameters that yielded consistent results. We searched for batch size, learning rate, number of iterations, and the way we do D3 for these datasets. We found that with 0.0001 as learning rate and 64 as batch size we get consistent results on the datasets. We tried training with early stopping but found that long training works better. We used 1M iterations for MAC and 500K iterations for the other methods. We also conducted experiments with curriculum learning in which we first training on simple questions from the D3 sets and then train with the other questions but found that training on a single mixed dataset achieves better results. Finally, we tried MAC and FiLM with ground-truth program as input instead of question. However, they resulted in poor performance for systematic generalization.

For program generator, we first tried the sequence-to-sequence model with attention of CLOSURE [9] and found that it has poor performance for systematic generalization tasks. Every module in the sequence-to-sequence model is considered as separate instruction. For instance, `filter_color[gray]` is a separate instruction in the model. We observed that it is hard for the model to discriminate different modules when there is compositional biases in the dataset. So, inspired by [14], we decided to separate the high level modules and their parameters in a two stream sequence-to-sequence model. In the two stream sequence-to-sequence, one stream provides the high level instruction, e.g., `filter` in the above example, and the other stream provide its parameter, e.g., `gray`. This change resulted in more than 40% increase in predicting the correct program for both datasets. All of our results for VectorNMN are based on the two-stream program generator.

B Effect of D3 Proportion

Figure 7 shows the effect of amount of proportions in D3 of 1-Hop Full with 2-Hop A and the results on 2-Hop OOD for the VectorNMN GT model. We also compare D3 with 90% and 30% in Table 2 on the 2-Hop dataset. We observe that for VectorNMNSepStem we have the best result with 90% simple questions. MAC and VectorNMN perform better when D3 with 30% is used. Please refer to Section 3.2 for a more granular effect of different proportions on the final results.

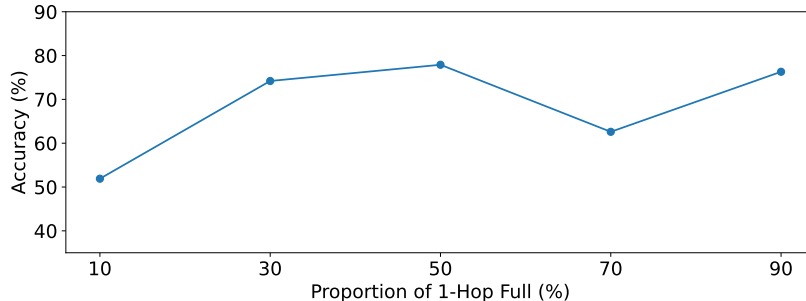


Figure 7: Effect of D3 with 1-Hop Full proportions on accuracy. The base training set is 2-Hop A and the test set is 2-Hop OOD.

Table 2: Accuracy of D3 with 30% proportion compared with 90% on 2-Hop OOD (top) and 3-Hop OOD (bottom).

Training dataset	FiLM	MAC	VectorNMN	VectorNMNSepStem
2-Hop A	31.3	29.2	36.7	36.1
+ D3 (1-Hop Full (30%))	46.9	64.0	61.0	54.8
+ D3 (1-Hop Full (90%))	50.0	55.5	50.9	67.2
2-Hop A	28.5	27.2	35.9	36.0
+ D3 (1-Hop Full (30%))	44.1	54.4	51.8	50.7
+ D3 (1-Hop Full (90%))	48.2	46.5	49.3	56.2

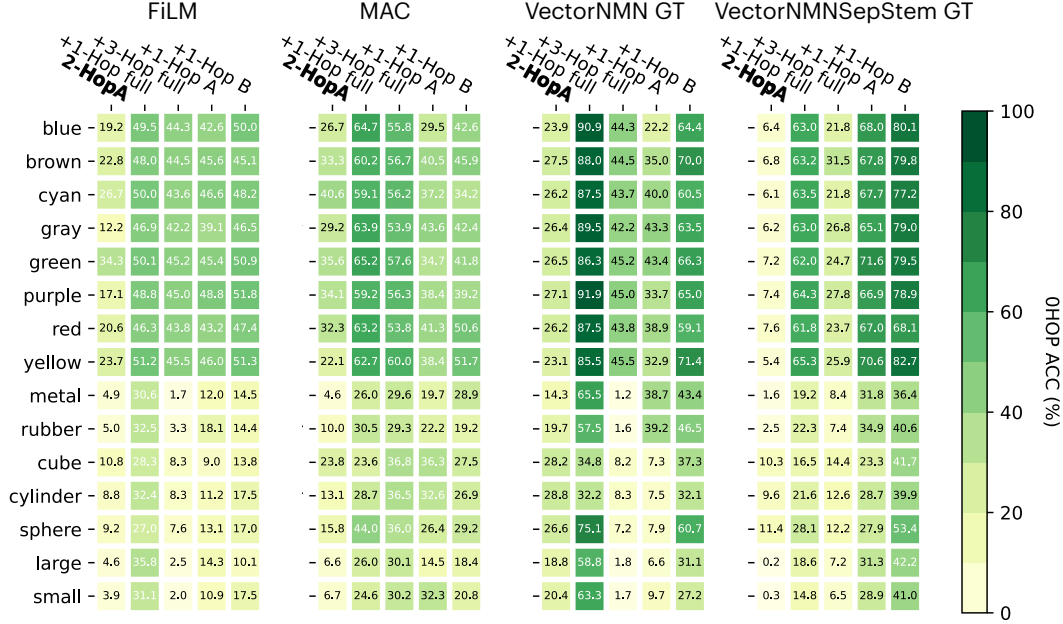


Figure 8: Modularity.

C Testing Modularity

To test the modularity of the trained networks, we devised the following experiments. We chose the 0-Hop with a single attribute as the test set. We can use this test as a proxy for measuring the degree of modularity since this set contains questions about one attribute of the objects. Figure 8 shows the results of different training regimes defined for the 2-Hop dataset for each attribute. Interestingly, D3 with 1-Hop Full results in better modularity. The color attributes are better learned than the other attributes. There is also a notable accuracy difference between Sphere and other shapes. The reason for this difference is the biases in the images between CoGenT A and CoGenT B, where Cube and Cylinder objects appear with different colors. We also note that even though VectorNMN GT is using the ground-truth program generator, training 2-Hop A results in poor modularity, showing that modules are not performing their expected task when there are biases in the dataset. Additionally, we note that D3 with 1-Hop A usually improves modularity, although it only adds length diversity.

D Question Generation

The question generation code is based on the original CLEVR [24]³ and CLEVR-IEP [34]⁴ dataset generation frameworks. We added our constraints to the code base to generate the biased questions. We have made our question generation code publicly available⁵.

³<https://github.com/facebookresearch/clevr-dataset-gen>

⁴<https://github.com/facebookresearch/clevr-iep>

⁵<https://github.com/AmirooR/D3QuestionGenerationCLEVR>

Table 3: Accuracy of base training on 2-Hop A.

Model	0-Hop	2-Hop OOD	3-Hop A	3-Hop OOD
VectorNMNSepStem	20.8	36.1	60.4	36.0
VectorNMN	22.3	36.7	57.9	35.9
MAC	20.9	29.2	55.8	27.2
FiLM	13.9	31.3	53.8	28.5

E Base Results of 2-Hop A

Accuracy of base training on 2-Hop A dataset for different models is shown in Table 3. The change in accuracy results shown in the heatmap of Figure 3 are relative to Table 3. In addition to traditional models, we also report the results on GPT-2 [35] style transformer, trained from scratch, with a fixed vision encoder (pretrained Resnet 101) on our 2-Hop datasets in Table 4.

Table 4: Results of GPT-2 style transformer on 2-Hop datasets.

Train set	0-Hop	2-Hop OOD	3-Hop A	3-Hop OOD
2-Hop A	12.9	23.7	45.2	20.6
+ D3 (1-Hop Full (30%))	29.1	59.7	45.0	44.6
improvement	+16.2	+36.0	-0.2	+24.0

F Results on GQA

We devised the following experiment for length generalization on the GQA dataset [33]. We measure length as the number of semantic operations for each question provided in the dataset. We observed that about 47% of the questions in the balanced training set contain three semantic operations. We used these questions as our biased base training set. About 28% of the questions have two semantic operations. We call this the set of short questions. The remaining 25% of the questions contain four to nine semantic operations. We call this the set of long questions. We constructed two different D3 sets by replacing 30% of base questions with short or long questions. Our constructed training sets have a total of 450k questions. We trained MAC and a GPT-2 style transformer with an additional fixed vision encoder (Resnet-101) on this dataset and tested on out-of-distribution length questions. Results confirm the conclusions of the paper. For both MAC and transformer based models got a boost in accuracy when the D3 set contained shorter questions and tested on unseen long questions as shown in Table 5.

Table 5: Change in accuracy (%) for length generalization on GQA dataset.

Model, Train / Test	Short	Long
MAC, D3(+short)	-	+1.94
MAC, D3(+long)	+0.2	-
GPT-2, D3(+short)	-	+1.35
GPT-2, D3(+long)	+1.63	-