

FIN-FACT: A Benchmark Dataset for Multimodal Financial Fact Checking and Explanation Generation

Aman Rangapur Haoran Wang Kai Shu
 Illinois Institute of Technology, Chicago, IL, USA
 {arangapur, hwang219}@hawk.iit.edu, kshu@iit.edu

Abstract

Fact-checking in financial domain is under explored, and there is a shortage of quality dataset in this domain. In this paper, we propose FIN-FACT, a benchmark dataset for multimodal fact-checking within the financial domain. Notably, it includes professional fact-checker annotations and justifications, providing expertise and credibility. With its multimodal nature encompassing both textual and visual content, FIN-FACT provides complementary information sources to enhance factuality analysis. Its primary objective is combating misinformation in finance, fostering transparency, and building trust in financial reporting and news dissemination. By offering insightful explanations, FIN-FACT empowers users, including domain experts and end-users, to understand the reasoning behind fact-checking decisions, validating claim credibility, and fostering trust in the fact-checking process. The FIN-FACT dataset, along with our experimental codes is available at <https://github.com/IIT-DM/Fin-Fact/>.

1 Introduction

In an era characterized by the rapid spread of misinformation and the proliferation of fake news, fact-checking has emerged as a critical tool for ensuring the accuracy and reliability of information (Saakyan et al., 2021; Wadden et al., 2020; Sarrouti et al., 2021). The emergence of social media platforms and the wide accessibility of multimodal content have intensified the complexities linked with verifying the accuracy of assertions (Mishra et al., 2022). Notably, the financial sector introduces its distinctive array of difficulties, given that precise and timely data plays a pivotal role in enabling well-informed investment choices and upholding market stability. Additionally, financial fact-checking encounters specific hurdles, such as the need for customized data to address unique requirements and nuances. Furthermore,

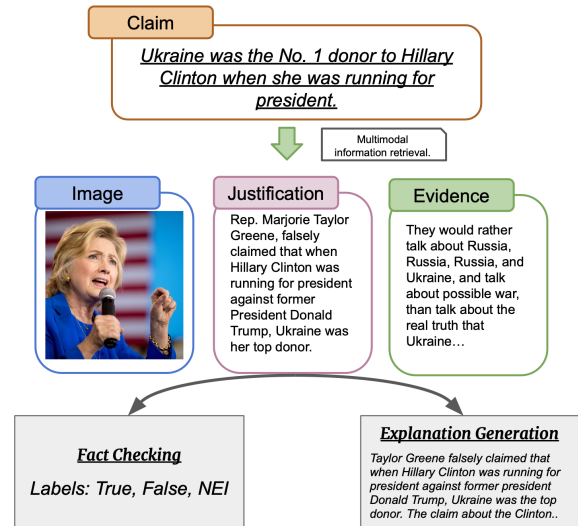


Figure 1: A demonstration of comprehensive multimodal fact-checking and the creation of explanations.

the manipulation of images to exploit visualization bias presents another significant challenge in the verification process (Mansoor and Harrison, 2018).

The rise of misinformation in the financial domain has become a pressing concern, with potential impacts on public trust, investor decisions, and overall market stability (Kogan et al., 2019; Clarke et al., Forthcoming; Zhi et al., 2021; Liu and Moss, 2022). To counter the spread of misleading information, fact-checking methods have gained importance in financial reporting and analysis (Zhi et al., 2021; Mohankumar et al., 2023). However, the development of effective and dependable models in this domain has been hindered by the lack of suitable benchmark datasets that accurately represent the intricacies of financial information and context.

In recent years, there has been notable progress in creating various datasets for fact-checking (Wadden et al., 2020; Wadden and Lo, 2021; Wadden et al., 2022; Sarrouti et al., 2021; Saakyan et al., 2021). However, there is a noticeable gap in addressing the unique demands of fact-checking within the financial domain. Financial fact-checking faces several significant challenges.

Table 1: An example from FIN-FACT

Claim	Student debt relief is taxable by the Internal Revenue Service.
Author	Jeff Cercone
Posted	08/30/2022
Justification	The up to \$20,000 of federal student loan forgiveness announced by Joe Biden wont...
Evidence	The post shows a screenshot of an IRS web page about canceled debt, with this sentence...
Image	https://politifact.com/photos/2a603743e.jpg
Caption	President Joe Biden speaks about student loan debt forgiveness...
Visual Bias	0
Issues	Debt, Taxes
Label	True

Firstly, it requires meticulously curated data that can encompass the intricate nuances of financial discourse. Financial documents and journalistic pieces often employ specialized language that differs from conventional structures. However, existing datasets frequently lack comprehensive coverage of financial news articles, and the absence of expert annotations diminishes the reliability of the data. **Secondly**, financial data is highly context-sensitive and constantly evolving, emphasizing the need for a dataset that can accurately capture the dynamic nature of financial markets. **Lastly**, the landscape of financial fact-checking introduces the challenge of visualization bias, where deliberate manipulation of visual content can shape perception and distort the accuracy of claims.

In this paper, we tackle the challenge of compiling, annotating, and refining a comprehensive corpus of financial texts that faithfully represents financial reporting, accounting methodologies, and market fluctuations. The realms of financial fact-checking and explanation generation present distinct obstacles that require specialized approaches. The necessity for tailored data capable of navigating financial terminology and intricate visual elements underscores the interdisciplinary nature inherent in this research endeavor. Figure 1 illustrate a comprehensive multimodal fact-checking and the creation of explanations while Table 1 displays an example instance from the corpus.

Presenting FIN-FACT, a novel benchmark dataset specifically designed for multimodal financial fact-checking and explanation generation. Our key contributions and discoveries are as follows:

- We introduce FIN-FACT, the inaugural benchmark dataset designed for verifying claims within the financial domain. This dataset encompasses 3,562 claims, each accompanied

by expert fact-checkers’ justifications.

- FIN-FACT holds the potential for explanation generation, facilitated by the inclusion of authoritative ruling comments from skilled fact-checking professionals.
- Our investigation reveals performance challenges in applying the state-of-the-art models to FIN-FACT in open-domain contexts, underlining the need for improved generalization.

2 Related Work

Fact Checking. Significant efforts have been dedicated to creating fact-checking datasets for automated fact-checking systems (Wadden et al., 2020, 2022; Thorne et al., 2018; Saakyan et al., 2021). Previous studies have predominantly focused on predicting the accuracy of claims from diverse sources. While large-scale datasets from various domains have been utilized (Gupta and Srikumar, 2021), they might not be suitable for identifying misinformation related to financial matters due to domain-specific disparities.

Although general-content misinformation datasets are readily accessible, only a limited number of datasets pertain to online financial misinformation (Clarke et al., Forthcoming; Hossain et al., 2020; Kogan et al., 2019; Zhi et al., 2021; Liu and Moss, 2022; Zhang et al., 2022; Boehm and Kroner, 2023). Current financial misinformation datasets lack clear labeling and justifications, raising concerns about result reliability. In contrast, the FIN-FACT dataset is distinct with genuine data and a multimodal structure, combining text and images to encompass a wide range of financial information. Additionally, it includes expert fact-checker comments, enabling comprehensive explanations by models.

Explanation Generation. Explanation generation plays a pivotal role in facilitating human comprehension of claim credibility. It involves leveraging external knowledge graphs to create semantic traces originating from the claim itself (Gad-Elrab et al., 2019; Li et al., 2020; Sarrouiti et al., 2021). These semantic traces function as explanations that substantiate the veracity of claims. This approach offers valuable insights into the rationale behind the model’s decision-making, thereby fostering trust. Moreover, the process of explanation generation relies on drawing evidence from diverse sources (Thorne et al., 2018; Hanselowski et al., 2019; Fan et al., 2020) to validate claims. However,

this evidence is frequently comprised of isolated sentences extracted from extensive collections of documents, which can make it challenging for humans to interpret the broader context. To effectively generate explanations, a high-quality dataset annotated by humans is essential. This paper addresses the need for such a dataset.

3 The FIN-FACT Dataset

The FIN-FACT dataset presents a diverse array of labels that enhance the depth of analysis when evaluating financial claims. These labels contribute a multifaceted perspective to the fact-checking process, augmenting its analytical capabilities.

At the core of the dataset are the ‘Claim’ and ‘Author’ labels, which respectively denote the primary assertion and its originating source. The inclusion of the ‘Posted Date’ attribute introduces temporal context, while the ‘Sci-digest’ label provides the summary of the claim. Further contextualization is achieved through the ‘Justification’ label, elucidating the accuracy of the claim, and the ‘Evidence’ label, which presents corroborative information connected through ‘Evidence link.’ The dataset also acknowledges the visual dimension through ‘Image link’ and ‘Image Caption.’ Critically, the ‘Visualisation Bias Label’ evaluates potential biases linked to images. Complexities inherent in the claims are highlighted by the ‘Issues’ label, while the ultimate assessment is provided by the "Claim Label", offering a definitive classification of "True", "False", or "NEI (Not Enough Information)".

By amalgamating these labels, the dataset establishes a comprehensive and multidimensional resource. This resource accommodates textual, temporal, evidentiary, and visual components, all of which are imperative for a thorough evaluation of claims during the fact-checking process.

3.1 Data Collection

PolitiFact¹ and FactCheck² are prominent online platforms dedicated to countering the spread of false information. These platforms engage skilled fact-checkers to meticulously analyze and verify individual claims, subsequently producing articles that offer their conclusions supported by relevant evidence. In our study, we leveraged these platforms as our primary sources of data. Specifically,

¹<http://politifact.com/>

²<http://factcheck.org>

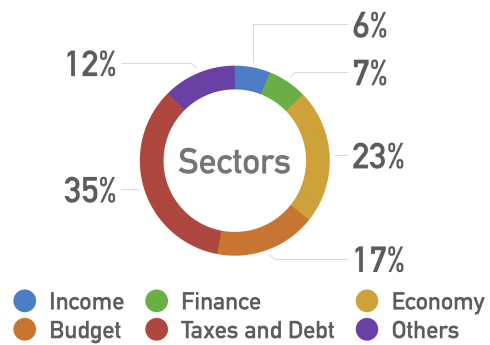


Figure 2: Diverse sectors within the FIN-FACT dataset.

we devised a comprehensive process to extract essential information from these platforms.

To elaborate, we devised a systematic process to gather essential information from PolitiFact and FactCheck. This encompassed the extraction of text-based claims and the assignment of corresponding truthfulness labels. Moreover, we retrieved both textual and visual evidence, along with their associated links, which contributed substantively to the assessment of claim accuracy.

It’s noteworthy that the initial claims were collected by journalists affiliated with these platforms. These claims originated from diverse sources, including online speeches, public statements, news articles, and social media posts. Importantly, the fact-checkers from these platforms played a pivotal role by providing truthfulness labels, pertinent evidence, references to corroborating sources, and the articles delivering their final verdict. This comprehensive approach ensured the thorough and reliable collection of data, reinforcing the credibility of our assessment of claim accuracy.

3.2 Dataset Statistics

The FIN-FACT dataset is an encompassing compilation of claims within the financial domain, spanning diverse sectors such as Income, Finance, Economy, Budget, Taxes, and Debt, as visualized in Figure 2. This dataset is meticulously crafted, comprising a total of 3,562 claims, curated to encapsulate the intricacies inherent in financial discourse.

In the FIN-FACT dataset, claims are categorized into three labels: "True", "False", and "NEI (Not Enough Information)" representing the veracity of each claim in the financial domain. The dataset contains 1,807 ‘True’ claims that are verified as accurate, 1,315 ‘False’ claims that have been proven inaccurate through fact-checking procedures, and 440 ‘NEI’ instances where there is insufficient ev-

Model	Precision	Recall	F1 Score	Accuracy
BART	0.369	0.344	0.300	0.331
RoBERTa	0.393	0.346	0.285	0.318
ELECTRA	0.351	0.330	0.276	0.287
GPT-2	0.347	0.337	0.312	0.430

Table 2: Performance of FIN-FACT on ANLI models.

idence to make a determination. With its comprehensive span across a variety of claims, diverse sectors, and an equitable distribution of labels, the FIN-FACT dataset stands as a robust cornerstone for the development, assessment, and progression of fact-checking models in the domain of finance.

4 Experimental Results

In this series of experiments, the primary focus revolved around evaluating the accuracy of Natural Language Inference (NLI) models for fact-checking tasks. The assessment encompassed a range of prominent models, including ELECTRA (Clark et al., 2020), BART (Lewis et al., 2020), RoBERTa (Liu et al., 2019), and GPT-2 (Radford et al., 2019). Each model underwent scrutiny using the FIN-FACT dataset, enabling an assessment of their effectiveness in distinguishing financial claims. The outcomes of these fact-checking endeavors provided thought-provoking insights: ELECTRA demonstrated 29%, BART-Large achieved 33%, RoBERTa-Large showcased 32%, and GPT-2 emerged as the leader with an accuracy of 43% as shown in Table 2. These findings underscore the intricate challenges posed by financial fact-checking, with models displaying varying degrees of performance within this domain. Figure 3 illustrates the graph that compares the performance of ANLI models on FIN-FACT.

The final phase of experimentation delved into the intricate realm of generating explanations for the claims. For each claim in the dataset, we employed the BART model to generate explanations, extracting insights that highlight the key factors contributing to the determination of claim accuracy. These explanations were obtained using the justifications provided to the claim. To quantitatively evaluate the quality of these explanations, we leveraged the GLUE and ROUGE metrics as shown in Table 3. The Evidence label in the dataset served as the ground truth, enabling us to assess the alignment between the generated explanations and the human-provided justifications.

While our primary focus was on evaluating NLI

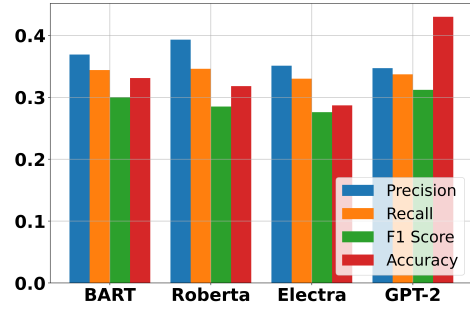


Figure 3: Comparison of Scores for ANLI Models.

Model	ROUGE-1	ROUGE-2	ROUGE-3	GLUE
BART	0.84	0.63	0.46	0.062

Table 3: Performance scores of FIN-FACT on BART model for explanation generation.

models for fact-checking and explanation generation, the FIN-FACT dataset offers versatility for various applications. Researchers in multimodal machine learning can leverage it as a valuable benchmark. With its unique combination of textual and visual financial data, FIN-FACT provides an ideal testbed for experimenting with state-of-the-art multimodal models. Users are encouraged to assess and enhance these models, contributing to advancements in this critical area.

5 Conclusion and Future Work

The emergence of FIN-FACT signifies a pivotal advancement in the quest to counter misinformation within the financial domain. By providing expert annotations, comprehensive claims, and the potential for explanatory insights, FIN-FACT empowers fact-checking systems to achieve heightened levels of precision and transparency. Its interdisciplinary design tackles financial language intricacies and evolving contextual complexities. This construct serves as a robust cornerstone for more effective and reliable fact-checking processes.

In the realm of finance, FIN-FACT fosters trust, bolsters credibility, and aids fact-checking. We're committed to addressing visualization bias, a prominent challenge, and exploring the impact of manipulated images on claim interpretation. We plan to extract quantitative insights from media, enhancing the dataset with tables and charts. Our goal is to release an improved dataset, offering a more comprehensive resource for researchers, fact-checkers, and decision-makers.

References

- Christoph E Boehm and T. Niklas Kroner. 2023. [The us, economic news, and the global financial cycle](#). Working Paper 30994, National Bureau of Economic Research.
- Kevin Clark, Minh-Thang Luong, Quoc V. Le, and Christopher D. Manning. 2020. [Electra: Pre-training text encoders as discriminators rather than generators](#).
- Jonathan Clarke, Hailiang Chen, Ding Du, and Yu Jeffrey Hu. Forthcoming. Fake news, investor attention, and market reaction. *Information Systems Research*. 45 Pages Posted: 1 Aug 2018 Last revised: 18 Dec 2019.
- Angela Fan, Aleksandra Piktus, Fabio Petroni, Guillaume Wenzek, Marzieh Saeidi, Andreas Vlachos, Antoine Bordes, and Sebastian Riedel. 2020. Generating fact checking briefs. *arXiv preprint arXiv:2011.05448*.
- Mohamed H Gad-Elrab, Daria Stepanova, Jacopo Urbani, and Gerhard Weikum. 2019. Exfakt: A framework for explaining facts over knowledge graphs and text. In *Proceedings of the twelfth ACM international conference on web search and data mining*, pages 87–95.
- Ashim Gupta and Vivek Srikumar. 2021. X-FACT: A New Benchmark Dataset for Multilingual Fact Checking. In *Proceedings of the 59th Annual Meeting of the Association for Computational Linguistics*, Online. Association for Computational Linguistics.
- Andreas Hanselowski, Christian Stab, Claudia Schulz, Zile Li, and Iryna Gurevych. 2019. A richly annotated corpus for different tasks in automated fact-checking. *arXiv preprint arXiv:1911.01214*.
- Md Zobaer Hossain, Md Ashraf Rahman, Md Saiful Islam, and Sudipta Kar. 2020. Banfakenews: A dataset for detecting fake news in bangla. *arXiv preprint arXiv:2004.08789*.
- Shimon Kogan, Tobias J Moskowicz, and Marina Niessner. 2019. Fake news: Evidence from financial markets. *Available at SSRN*, 3237763.
- Mike Lewis, Yinhan Liu, Naman Goyal, Marjan Ghazvininejad, Abdelrahman Mohamed, Omer Levy, Veselin Stoyanov, and Luke Zettlemoyer. 2020. [BART: Denoising sequence-to-sequence pre-training for natural language generation, translation, and comprehension](#). In *Proceedings of the 58th Annual Meeting of the Association for Computational Linguistics*, pages 7871–7880, Online. Association for Computational Linguistics.
- Yichuan Li, Bohan Jiang, Kai Shu, and Huan Liu. 2020. Mm-covid: A multilingual and multimodal data repository for combating covid-19 disinformation. *arXiv preprint arXiv:2011.04088*.
- Betty Liu and Austin Moss. 2022. The role of accounting information in an era of fake news. *Available at SSRN* 4399543.
- Yinhan Liu, Myle Ott, Naman Goyal, Jingfei Du, Mandar Joshi, Danqi Chen, Omer Levy, Mike Lewis, Luke Zettlemoyer, and Veselin Stoyanov. 2019. [Roberta: A robustly optimized bert pretraining approach](#).
- Hamid Mansoor and Lane Harrison. 2018. Data visualization literacy and visualization biases: Cases for merging parallel threads. *Cognitive biases in visualizations*, pages 87–96.
- Shreyash Mishra, S Suryavardan, Amrit Bhaskar, Parul Chopra, Aishwarya Reganti, Parth Patwa, Amitava Das, Tanmoy Chakraborty, Amit Sheth, Asif Ekbal, et al. 2022. Factify: A multi-modal fact verification dataset. In *Proceedings of the First Workshop on Multimodal Fact-Checking and Hate Speech Detection (DE-FACTIFY)*.
- Padmapriya Mohankumar, Ashraf Kamal, Vishal Kumar Singh, and Amrith Satish. 2023. Financial fake news detection via context-aware embedding and sequential representation using cross-joint networks. In *2023 15th International Conference on COMMunication Systems & NETWORKS (COMSNETS)*, pages 780–784. IEEE.
- Alec Radford, Jeffrey Wu, Rewon Child, David Luan, Dario Amodei, Ilya Sutskever, et al. 2019. Language models are unsupervised multitask learners. *OpenAI blog*, 1(8):9.
- Arkadiy Saakyan, Tuhin Chakraborty, and Smaranda Muresan. 2021. [COVID-fact: Fact extraction and verification of real-world claims on COVID-19 pandemic](#). In *Proceedings of the 59th Annual Meeting of the Association for Computational Linguistics and the 11th International Joint Conference on Natural Language Processing (Volume 1: Long Papers)*, pages 2116–2129, Online. Association for Computational Linguistics.
- Mourad Sarrouti, Asma Ben Abacha, Yassine Mrabet, and Dina Demner-Fushman. 2021. [Evidence-based fact-checking of health-related claims](#). In *Findings of the Association for Computational Linguistics: EMNLP 2021*, pages 3499–3512, Punta Cana, Dominican Republic. Association for Computational Linguistics.
- James Thorne, Andreas Vlachos, Christos Christodoulopoulos, and Arpit Mittal. 2018. [FEVER: a large-scale dataset for fact extraction and VERification](#). In *Proceedings of the 2018 Conference of the North American Chapter of the Association for Computational Linguistics: Human Language Technologies, Volume 1 (Long Papers)*, pages 809–819, New Orleans, Louisiana. Association for Computational Linguistics.

David Wadden, Shanchuan Lin, Kyle Lo, Lucy Lu Wang, Madeleine van Zuylen, Arman Cohan, and Hannaneh Hajishirzi. 2020. [Fact or fiction: Verifying scientific claims](#). In *Proceedings of the 2020 Conference on Empirical Methods in Natural Language Processing (EMNLP)*, pages 7534–7550, Online. Association for Computational Linguistics.

David Wadden and Kyle Lo. 2021. [Overview and insights from the SCIVER shared task on scientific claim verification](#). In *Proceedings of the Second Workshop on Scholarly Document Processing*, pages 124–129, Online. Association for Computational Linguistics.

David Wadden, Kyle Lo, Bailey Kuehl, Arman Cohan, Iz Beltagy, Lucy Lu Wang, and Hannaneh Hajishirzi. 2022. [SciFact-open: Towards open-domain scientific claim verification](#). In *Findings of the Association for Computational Linguistics: EMNLP 2022*, pages 4719–4734, Abu Dhabi, United Arab Emirates. Association for Computational Linguistics.

Xiaohui Zhang, Qianzhou Du, and Zhongju Zhang. 2022. A theory-driven machine learning system for financial disinformation detection. *Production and Operations Management*, 31(8):3160–3179.

Xiaofan Zhi, Li Xue, Wengang Zhi, Ziyi Li, Bo Zhao, Yanzhen Wang, and Zhen Shen. 2021. Financial fake news detection with multi fact cnn-lstm model. In *2021 IEEE 4th International Conference on Electronics Technology (ICET)*, pages 1338–1341. IEEE.

A Additional Details of Dataset

Data visualization plays a pivotal role in the communication of information and insights. However, in the context of misinformation, data visualization can become a potent tool for distorting facts and promoting false narratives. The effectiveness and accuracy of visualizations can be compromised when the images are manipulated.

To address the challenges posed by visualization bias and its potential impact on the interpretation of claims, we have incorporated an additional label, ‘Visualisation Bias Label’ into the FIN-FACT dataset. This label was manually human-annotated to evaluate the presence of any visualization bias in the images associated with claims or captions of the images. Our commitment to transparency and comprehensive analysis led us to include this label, enabling researchers to examine instances of potential manipulation and its influence on visual content.

The ‘Visualisation Bias Label’ serves as a vital component of our dataset, contributing to a more comprehensive understanding of the interaction between textual claims and accompanying images.

By providing insights into the potential manipulation of visual content, we contribute to the efforts aimed at fostering accurate fact-checking and informed decision-making in the realm of financial information.

B Additional Evaluation Details

In addition to the primary evaluation metrics discussed earlier, we believe in providing a comprehensive assessment of our models’ capabilities. To achieve this, we delve deeper into the performance analysis, offering a more nuanced understanding of our models’ effectiveness. This comprehensive evaluation includes the utilization of confusion matrices and classification reports, specifically tailored for the Natural Language Inference (NLI) models that play a pivotal role in our fact-checking endeavors. We employ confusion matrices to scrutinize our NLI models’ performance at a finer level of detail. Figure 4 shows the confusion matrices of the state-of-the-art ANLI models.

Beyond confusion matrices, we present comprehensive classification reports for each of our NLI models. These reports go beyond mere accuracy metrics and provide in-depth assessments of the model’s performance. For every label (‘True,’ ‘False,’ and ‘NEI’), we furnish precision, F1-score, and recall values. Such detailed reports not only offer a holistic view of each model’s overall accuracy but also highlight its strengths and weaknesses in classifying claims within the intricate domain of finance.

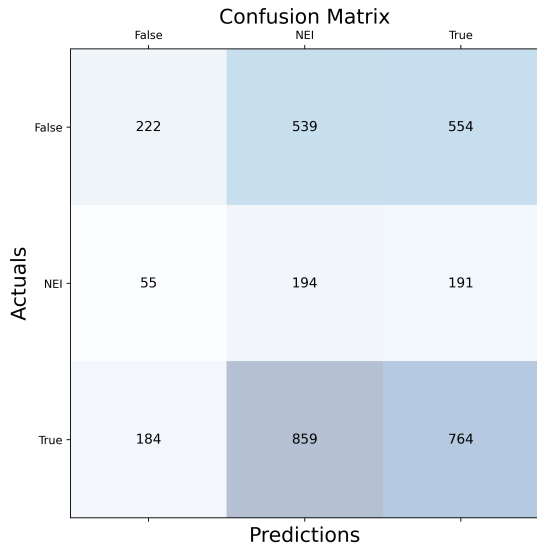
Table 4: Classification Metrics for Various Models

Model	Precision	Recall	F1-Score	Label
BART	0.51	0.42	0.46	True
	0.12	0.44	0.19	NEI
	0.48	0.17	0.25	False
RoBERTa	0.50	0.42	0.46	True
	0.12	0.50	0.20	NEI
	0.55	0.12	0.20	False
ELECTRA	0.49	0.31	0.38	True
	0.12	0.50	0.19	NEI
	0.44	0.18	0.25	False
GPT-2	0.49	0.71	0.58	True
	0.14	0.17	0.15	NEI
	0.41	0.13	0.20	False

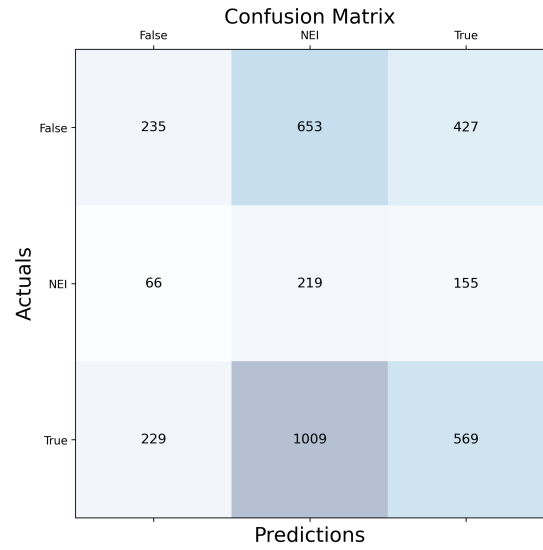
C Evaluation Setup and Reproducibility

C.1 Hyperparameter Settings

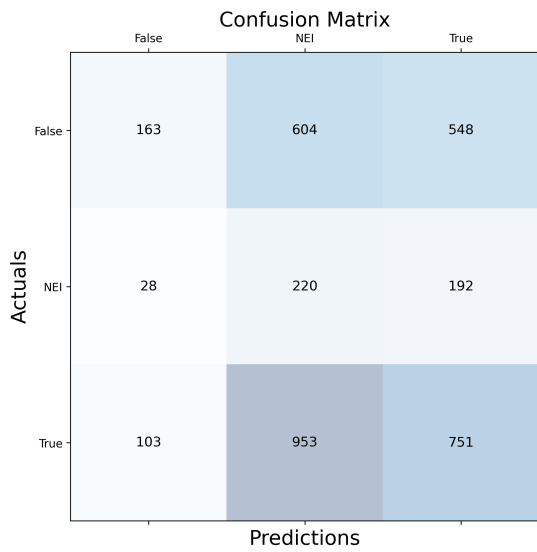
In the process of evaluating the corpus with Natural Language Inference (NLI) models using the Trans-



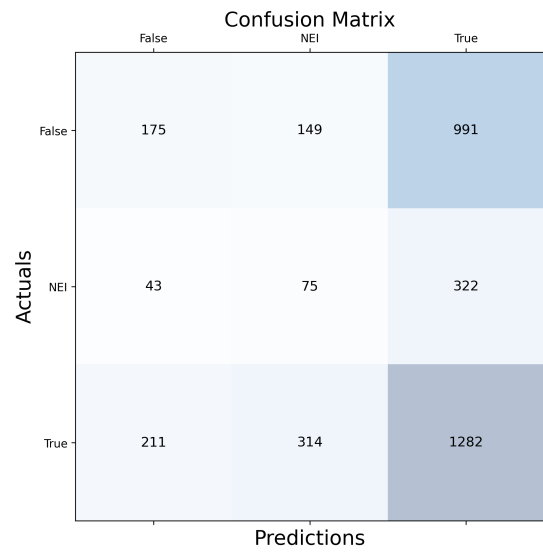
(a) Confusion matrix of BART on FIN-FACT.



(b) Confusion matrix of ELECTRA on FIN-FACT.



(c) Confusion matrix of RoBERTa on FIN-FACT.



(d) Confusion matrix of GPT-2 on FIN-FACT.

Figure 4: Confusion matrices of different ANLI models on FIN-FACT.

formers library from Hugging Face, we meticulously explored various hyperparameter settings to ascertain the most effective configuration. Among these settings, the `max_length` parameter of the tokenizer was subjected to thorough experimentation. We experimented with different values to strike a delicate balance between capturing crucial information and ensuring efficient processing. After rigorous testing, it became evident that a `max_length` value of 256 yielded the most promising results. This choice was the culmination of a systematic exploration, aiming to align our settings with industry best practices and to extract optimal performance from the models.

C.2 Computing Infrastructure

The conducted experiments were carried out leveraging the computational prowess of the NVIDIA RTX 3070 GPU with 16 GB RAM, meticulously chosen for its robust processing capabilities. The overarching objective of these experiments was to meticulously evaluate the performance of a diverse spectrum of models on the Fin-Fact dataset. This dataset was thoughtfully curated to encompass an extensive array of financial claims spanning various sectors, including Trade, Capital & Trade, Financial Regulations, Economy, State Budget, Taxes, and Debt. The computational resources furnished by the NVIDIA RTX 3070 GPU served as a cornerstone, ensuring the dependable and efficient execution of the experimental procedures. The average evaluation time taken by NLI models was 45 minutes, while the explanation generation model took 4 hours.