

MAPLE: Mobile App Prediction Leveraging Large Language model Embeddings

Yonchanok Khaokaew
y.khaokaew@unsw.edu.au
School of Computer Science and
Engineering
University of New South Wales
NSW, Australia

Hao Xue
hao.xue1@unsw.edu.au
School of Computer Science and
Engineering
University of New South Wales
NSW, Australia

Flora D. Salim
flora.salim@unsw.edu.au
School of Computer Science and
Engineering
University of New South Wales
NSW, Australia

ABSTRACT

Despite the rapid advancement of mobile applications, predicting app usage remains a formidable challenge due to intricate user behaviours and ever-evolving contexts. To address these issues, this paper introduces the Mobile App Prediction Leveraging Large Language Model Embeddings (MAPLE) model. This innovative approach utilizes Large Language Models (LLMs) to predict app usage accurately. Rigorous testing on two public datasets highlights MAPLE’s capability to decipher intricate patterns and comprehend user contexts. These robust results confirm MAPLE’s versatility and resilience across various scenarios. While its primary design caters to app prediction, the outcomes also emphasize the broader applicability of LLMs in different domains. Through this research, we emphasize the potential of LLMs in app usage prediction and suggest their transformative capacity in modelling human behaviours across diverse fields.

CCS CONCEPTS

• **Information systems** → **Data mining**; **Spatial-temporal systems**; • **Human-centered computing** → **Empirical studies in ubiquitous and mobile computing**; • **Computing methodologies** → **Machine learning**; **Model development and analysis**.

KEYWORDS

Mobile User Behaviour Modelling; App Usage Prediction; Large Language Models;

1 INTRODUCTION

In the age of ubiquitous smartphone use, the accurate prediction of app usage patterns has emerged as a vital concern. These predictions extend beyond theoretical ramifications: they directly impact the user experience, influence battery and network consumption, and offer invaluable insights to developers and marketers aiming to optimize user engagement and tailor their offerings.

A key to deciphering this intricate puzzle of app usage lies in the myriad of contextual features. These encompass factors ranging from the time of day and location to user behaviour history and Points of Interest (POI). As illustrated in Figure 1, extracting actionable insights from this vast information is not straightforward. Not all contexts are always available; users might withhold permissions, or technical limitations might prevent certain data collection, resulting in an incomplete dataset. This often hinders models from relying heavily on these contexts to make accurate predictions. Secondly, even when available, the sheer variety and volume of

contextual information can be overwhelming and challenging to handle efficiently. It is essential to develop models capable of effectively addressing these challenges for accurate predictions.

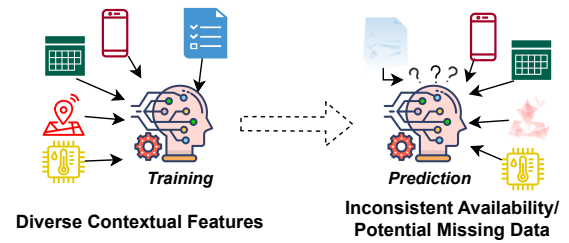


Figure 1: Challenges in Leveraging Contextual Features for App Usage Prediction

A game-changing paradigm arises with the emergence of Large Language Models (LLMs). Rooted in the Transformer architecture, these models usher in novel possibilities. Proficient in managing temporal-spatial data, they stand as strong candidates for app usage prediction. Beyond text processing, LLMs inherently grasp and harness the intricate contexts users navigate, rendering them essential for predictive tasks.

Against this context, we introduce an approach that capitalizes on LLMs to grasp subtleties within contextual data. We present the Mobile App Prediction Leveraging Large Language Model Embeddings (MAPLE), an innovative initiative that utilizes LLM capabilities to tackle enduring app usage prediction challenges. The key contributions of MAPLE include:

- **Versatility Across Contexts:** Through the utilization of pre-trained embeddings, MAPLE showcases unparalleled adaptability across a range of contexts and datasets. The LLM’s proficiency in handling extensive datasets further enhances this versatility.
- **LLM-Driven App Usage Prediction:** At the heart of MAPLE lies its dependence on the unmatched capacity of LLMs to process and interpret extensive and diverse contextual information. This profound understanding provides unprecedented insights into user behaviours, enabling accurate predictions of app usage.
- **Unified Contextual Space:** Despite having only partial context, MAPLE’s strength resides in its capacity to convert all available data into a cohesive semantic space. This guarantees that regardless of the diversity or scarcity of data, the model can provide dependable predictions.

- Utilizing Installed App Sets for Learning: MAPLE leverages this correlation by identifying the pattern that users with similar sets of installed apps often display similar preferences. Through the analysis of these app sets, the model identifies shared behavioural tendencies, thereby enhancing its predictive accuracy.

We begin with Preliminaries, addressing our motivation and defining the problem. Moving on to the Proposed Model section, we explain MAPLE’s design in-depth. The Experiment section assesses MAPLE’s performance, followed by a comparison with related existing work. Lastly, the Conclusion section reflects on our findings and their implications for app development and user experience.

2 PRELIMINARIES

2.1 Motivation

Our motivation for this research stems from the difficulties presented by the diverse and often incomplete contextual data required for accurate app usage prediction. With smartphones becoming increasingly integrated into our routines, the ability to forecast app usage takes on greater importance. To address these challenges, we focus on Large Language Models (LLMs) based on the Transformer architecture. Their proficiency in natural language processing tasks, as demonstrated in recent studies [31, 32], holds promise in the domain of app usage prediction, where the sequential nature of data aligns with time series datasets.

The generative capabilities of LLMs provide an opportunity to bridge gaps in contextual data, thereby improving the quality of the overall dataset and enhancing the accuracy of subsequent predictions. Through the synergistic combination of LLMs’ strengths and complementary methods, our objective is to drive innovation in app usage prediction.

An essential element of our approach involves integrating various types of contextual information frequently utilized in modelling mobile user behaviour:

- Location: User location can predict behaviours and preferences. Analyzing the current location, locations linked with specific app usage, and frequently visited places helps in comprehending user behaviour [6, 22, 29, 33].
- Previous Applications: Past app usage can foretell future behaviour [6, 12, 13, 22, 29, 35].
- App Categories: User app categorization reveals interests and preferences, aiding future behaviour prediction [6, 33].
- Temporal Information: App usage times can disclose preferences and usage patterns, enhancing prediction capabilities [3, 13, 22, 29, 35].

Unlike the traditional embedding layers method, which faces challenges with diverse and changing contexts, LLMs offer a dynamic approach to managing diverse contexts and incorporating new information.

Table 1 delineates the typical contextual factors and their corresponding prompts, which aid in extracting relevant information. By interpreting prompts generated from the provided context, LLMs can extract nuanced semantic information, thereby contributing to more accurate predictions.

Table 1: The possible prompts that can be applied to each type of context information

Contexts	Possible Prompts
Location	"The user visited [LOCATION] when using a specific app." "The user frequently visits [LOCATION]." "The user is close to [POINT OF INTEREST]."
Previous Applications	"The user has recently used [APP]." "The user frequently uses [APP]." "The app [APP] is used recently."
App Categories	"The user frequently uses apps in the [CATEGORY] category." "The app [CATEGORY] is used prior to the prediction."
Temporal Information	"It is currently [DAY OF WEEK]." "It is [HOUR OF DAY]." "The user frequently uses [APP] at [TIME]." "It is [TIME OF DAY] on [WEEK DAY]."

Drawing from our observations and trends in mobile user behaviours, we strongly believe that users with similar installed applications are prone to displaying comparable behavioural patterns. This proposition is grounded in more than mere speculation; the clustering of preferences and similar app functionalities frequently results in shared user behaviours. Our model has been strategically developed to capitalize on these behavioural similarities by harnessing the connection between installed applications and user actions. This empowers LLMs to map and anticipate user behaviours with enhanced efficacy, setting our approach apart.

Our proposed model combines the strengths of LLMs with the depth of contextual information and corresponding prompts, resulting in a more comprehensive approach to predicting mobile user behaviour. This innovative methodology shows potential for improving prediction accuracy and overcoming the inherent challenges of traditional models. Through this research, we explore this novel avenue, revealing its potential and laying the groundwork for future advancements in the field.

2.2 Problem Definition

In this research, we deal with a set of original contextual information types $C = A, J, T, L$, where A symbolizes the app usage history, J signifies the app type usage history, T denotes time-related data, and L represents location-based data. This original context can be translated into contextual sentences $S_c = S_A, S_J, S_T, S_L$, comprehensively depicting the user’s context.

The main objective of this work is to employ both the original and synthetic contextual sentences for predicting a user’s next app usage, denoted as \mathcal{P} , through a proposed machine learning model z . The problem is thus formulated as:

$$z(S_c) \rightarrow \mathcal{P} \quad (1)$$

In this equation, $z(\cdot)$ is the prediction function that maps both the contextual sentences, S_c , to the forecasted next app \mathcal{P} . To overcome the limitations of traditional embedding-centric models, we advocate for using Large Language Models (LLMs) to process the diverse nature of the contextual information. This ensures a more accurate understanding of the user’s situation. The prediction function $z(\cdot)$ will be trained and evaluated on real data to validate its accuracy in forecasting the subsequent app usage based solely on the available contextual information.

3 PROPOSED METHOD

3.1 Model overview

This section presents an overview of our innovative model, MAPLE, which aims to establish a new standard for app usage prediction. The foundation of MAPLE lies in the Contextual Template Sentence Formulator. Instead of merely processing raw context, this component enriches the data by transforming context features into coherent, semantically-rich sentences. These structured sentences serve as the basis for subsequent prediction tasks.

Additionally, we harness the capabilities of Large Language Models through our unique Two-stage App Prediction Model. The approach is sequential: Initially, our focus is on predicting the broad app category. Subsequently, our model refines its prediction, narrowing down to the specific app a user is likely to engage with next. The intricacies of this methodology are depicted in Figure 2.

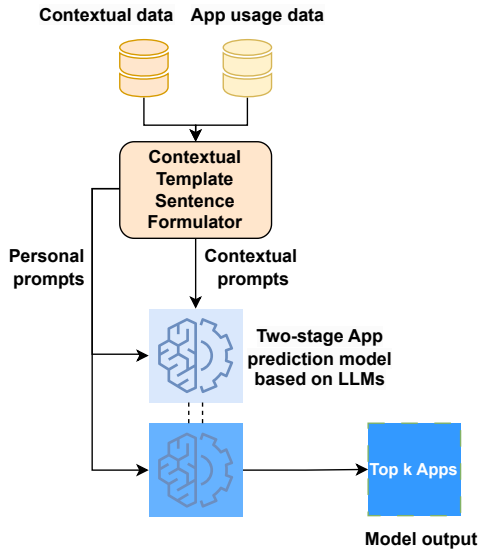


Figure 2: Overall flowchart of the proposed model

3.2 Contextual Template Sentence Formulator

The Contextual Template Sentence Formulator constitutes a pivotal element of our proposed LLM-based model. It converts available context features into coherent sentences utilized in subsequent prediction stages. Drawing inspiration from Xue et al. [31], we have devised a template-based system to generate these sentences, forming the foundation of a robust two-stage app prediction model.

This model employs templates to produce context-rich sentences that predict the next app type and offer insights into users’ mobile usage patterns.

The process involves using two templates: one for App Type Prediction and another for Next App Prediction. These templates mirror current context data in our dataset and are adaptable for various applications. Contextual features include historical app usage categories, prediction time, and, optionally, the point of interest (current user location). These attributes enable generating sentences that capture the user’s context, predict the next app category, and provide insights into mobile usage patterns. Examples of the templates converting contextual information are in Tables 2.

3.3 Two-stage App Prediction Model Based on LLMs

Our proposed model adopts a two-stage app prediction approach rooted in Large Language Models (LLMs), designed to accurately forecast the next app that a mobile user will utilize. This methodology consists of two sequential stages: the App Type Prediction Training Stage and the Next App Prediction Training Stage.

3.3.1 App Type Prediction Training Stage. The first stage, the App Type Prediction Training Stage, focuses on predicting the type of the next app based on historical app categories and contextual features. Harnessing the capabilities of LLMs, this stage incorporates previous app categories, time, and location data to make predictions (as shown in Figure 3). Designed as a seq2seq task, this stage transforms contexts into sentences using predefined templates. The mathematical representation of the seq2seq model is denoted as $S_{at} = Seq2Seq(S_{cat}; \theta)$, wherein S_{cat} represents the contextual sentences for app type prediction, and S_{at} signifies the target sentence.

This stage amplifies the model’s ability to predict subsequent app types by drawing insights from historical app usage data across all available datasets. The model harnesses multiple sequences of app types before the target app type, utilizing data from all D available datasets aligned with the seq2seq task. This process generates target sentences (S_{at}) by calculating the probability of the next app category. This probability is derived from analyzing diverse app-type sequences that precede the target app type, as outlined in Algorithm 1. The resulting target sentences accurately capture users’ app usage patterns, thereby enhancing the model’s predictive capabilities.

In sum, the App Type Prediction Training Stage enhances the model’s proficiency in predicting app types by leveraging historical app categories and contextual features. It emphasizes learning from a diverse array of app-type sequences and anticipates further improvement in the subsequent training stage.

3.3.2 Next App Prediction Training Stage. The Next App Prediction Training Stage constitutes a pivotal advancement in our proposed model, building upon the insights gleaned from the App Type Prediction Training Stage. This stage aims to enhance the model’s predictive capabilities further, enabling it to forecast the precise next app while considering broader contextual features. These encompass historical app types, individual app usage patterns, and the user’s installed app repertoire.

Table 2: The template for converting available contextual information to the written language used by the proposed prediction modules.

	Description	Template	Example
Input	Historical app usage	The apps $\{a_1, a_2, \dots, a_{t_{obs}-1}\}$ are used prior to the prediction.	The apps 1, 4, and 9 are used prior to the prediction.
	Installed apps	$c_1 : a_{1_{c_1}}, a_{2_{c_1}}$ $c_2 : a_{1_{c_2}}, a_{2_{c_2}} \dots \dots$	travel apps : 1,4,12 utility apps : 2,7,16
	Historical app category usage	The apps $\{c_1, c_2, \dots, c_{t_{obs}-1}\}$ are used prior to the prediction.	The apps Photo/Video, Communication, and Utilities are used prior to the prediction.
	Prediction Time	On $\{a_{t_{obs}}\}$	On Tuesday 02 PM
	Point of interest [Optional]	The user is close to $\{l_{t_1}\}, \{l_{t_2}\}$ and $\{l_{t_{obs}-1}\}$.	The user is close to service, shopping and restaurants.
Output	1 st stage result	Based on the global information, the next app will be a $\{c_{1_{t_{obs}}}\}$ app ($\{p_{1_{t_{obs}}}\}\%$), $\{c_{2_{t_{obs}}}\}$ app ($\{p_{2_{t_{obs}}}\}\%$) or $\{c_{3_{t_{obs}}}\}$ app ($\{p_{1_{t_{obs}}}\}\%$)	Based on the global information, the next app will be a communication app (70%), social app (20%) or travel app (10%)
	2 nd stage result	This user will use App $a_{t_{obs}}$.	This user will use App 4.

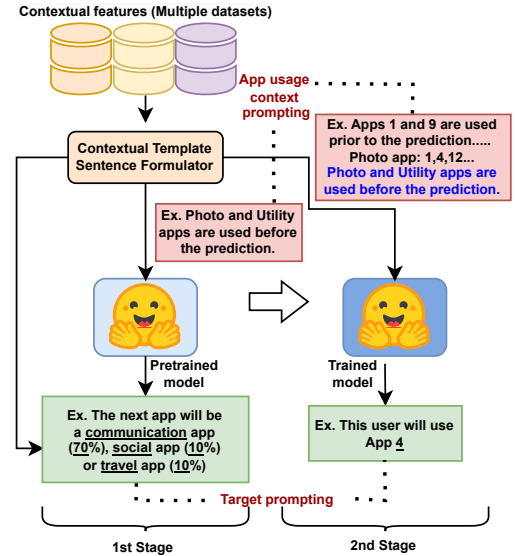
Algorithm 1 Generate the next application type prompting

Input: Set of app type sequences G , number of datasets D , k top app type

Output: Next app categories prompting S_{at}

- 1: Initialize a dictionary `final_dict` to store the probabilities for each app type sequence;
- 2: **for** each app type sequence $g (Ac_1, Ac_2, \dots, Ac_{n-1})$ in G **do**
- 3: Init. dict. `count_dict` to store the counts of app categories;
- 4: **for** each dataset d in D **do**
- 5: **for** each user u in d **do**
- 6: Iterate through the app type sequences of u ;
- 7: **if** the sequence g is found **then**
- 8: Incr. the count of the next app type (Ac_n) in `count_dict`;
- 9: Calculate the sum of all counts in `count_dict` as `total_count`;
- 10: Init. a dict. `prob_dict` to store the prob. of app cats.;
- 11: **for** each app category c in `count_dict` **do**
- 12: Calc. prob. $P(c|A_1, \dots, A_n) = \text{count_dict}[c] / \text{total_count}$;
- 13: Store the probability in `prob_dict[c]`;
- 14: Sel. top k app types with max. probs in `p_dict` & store in `top_k_dict`;
- 15: Gen. next app type prompt from top k types using template in Table 2;
- 16: Add this generated sentence to `final_dict` with the key g ;
- return** `final_dict`;

We initiate this stage by leveraging the model trained during the App Type Prediction Training Stage. The seq2seq task remains integral for predictions, and the model is enriched with a broader array of contextual features. These features encompass the contextual sentences from the preceding stage, combined with additional personal context elements, such as individual app usage history and the user's installed app set. This enhancement empowers the

**Figure 3: Overall flowchart of the two-stage App Prediction Model**

model to understand and adapt to each user's distinct habits and preferences. The seq2seq model for this stage is represented as: $S_{na} = \text{Seq2Seq}(S_{c_{na}}; \theta)$. Here, $S_{c_{na}}$ embodies the amalgamation of contextual sentences used to predict the next app, incorporating sentences from the previous stage and supplementary personal context features. S_{na} denotes the target sentence. This enriched context significantly contributes to predicting the next app, thus heightening predictive accuracy.

The Next App Prediction Training Stage, illustrated in Figure 3, merges installed app data with contextual information to formulate

the next app prompts. Leveraging LLMs, this stage models complex relationships between installed apps and contextual data, enabling highly accurate predictions of subsequent app usage. The prompts propose the most suitable next app based on users’ app history and context.

The Next App Prediction Training Stage essentially amalgamates personal app history, installed app set, historical app type usage, and contextual information to yield exact predictions of the next app. This stage becomes pivotal in mobile app development through the utilization of LLM-based modelling and seq2seq architecture. The resultant predictions are highly accurate and tailored, with the potential to revolutionize the mobile app industry. Notably, both seq2seq modules in our model follow the "pre-train and fine-tune" approach using pre-trained weights from the HuggingFace Models repository¹. This strategy, leveraging established linguistic patterns, significantly boosts prediction accuracy.

Combining insights from both training stages, our model adeptly forecasts the next app for mobile users. Leveraging an array of contextual features and pre-trained LLMs, the Next App Prediction Module is a pivotal aspect of our approach.

4 EXPERIMENTS

4.1 Datasets

Our work utilizes two publicly accessible app usage datasets selected for their relevance to the research question.

4.1.1 China-telecom dataset. The first dataset of app usage records is obtained using Deep Packet Inspection (DPI) devices [1], through China Telecom, a prominent mobile network provider in the country [24]. The dataset captures mobile users’ time and location details as they connect to the cellular network for app utilization. Consequently, the logged locations correspond to the precision of the cell tower. Each entry in the dataset includes an anonymized user ID, timestamps for HTTP requests or responses, packet length, the visited domain, and the user-agent field. This data is gathered in Shanghai, a major city in China. A summary of the dataset statistics for China-telecom is shown in Table 3.

Table 3: Dataset Statistics for China-telecom and LSApp

Metric	China-telecom	LSApp
# users	870	292
# unique app	2,000	87
# sessions	102,422	76,247
# locations	6,560	N/A
# app usage records	2.4 M	600 K
Mean unique apps in each session	3.50 ± 7.75	2.18 ± 1.46
Mean used apps per location	24.96	N/A

4.1.2 Large dataset of Sequential mobile App usage (LSApp). LSApp [3] functions as an additional dataset to ISTAS [2, 13], also accumulating sequential app usage events from users. A total of 292 participants were recruited and asked to install uSearch on their smartphones, letting it run for at least 24 hours. During the study,

¹<https://huggingface.co/models>

participants were requested to report their mobile searches using uSearch as soon as the searches were conducted. Meanwhile, app usage statistics were collected with the consent of the participants. The dataset statistics of LSApp is presented in Table 3

4.2 Experimental Settings

4.2.1 Data Pre-Processing. We performed evaluations using the China Telecom and LSApp datasets. During pre-processing, app usage logs were segmented into sessions using a 5-minute threshold. Sessions with over five thousand records were excluded as noise due to their repetitive pattern, often stemming from automated processes or system glitches rather than user behaviour. Such data fail to yield valuable insights into user app usage patterns and can introduce bias into our predictive model. Furthermore, users with fewer than ten records were removed from consideration, as they lack a substantial foundation for reliable predictive modelling.

In our experiments, the user’s historical app usage sequence was based on the last fifteen applications, providing essential context for our model’s predictions aligned with the user’s app usage patterns. For evaluation, we chronologically divided each dataset for every user into three segments. The initial 70% of a user’s records formed the training set, which is essential for constructing our model. The subsequent 10% of records constituted the validation set, used to fine-tune and optimize the model’s performance. Finally, the remaining 20% of records comprised the test set to evaluate our model’s predictive accuracy.

4.2.2 Performance Metric. We assess the efficacy of our predictions through the utilization of the Accuracy@k and mean reciprocal rank (MRR) metrics [12, 13]. Accuracy@k (A@K), computed as the mean of hits@k across all test predictions, yields a value of 1 if the actual app is among the top k predictions and 0 otherwise.

$$A@k = \frac{\sum_{i=1}^{|D_{test}|} \alpha}{|D_{test}|}, \alpha = \begin{cases} 1 & : y_{real} \in Y_{predict} \\ 0 & : y_{real} \notin Y_{predict} \end{cases} \quad (2)$$

where $|D_{test}|$ represents the number of test cases.

Meanwhile, MRR determines the reciprocal of the position at which the first relevant document was retrieved. The value of MRR is defined as follows, given the total number of items in the testing set (N):

$$MRR = \frac{\left(\sum_{i=1}^{|D_{test}|} \frac{1}{rank_i} \right)}{|D_{test}|} \quad (3)$$

Where ' $rank_i$ ' represents the position of the correct result in the 'i-th' prediction. Higher MRR values imply more accurate predictions. In our seq2seq model, we adapt these metrics to evaluate top k predictions by generating sentences until the top k predictions are collected.

4.2.3 Baselines. We evaluate our model against various established algorithms for comparative performance assessment:

Vanilla Models - Basic statistical benchmarks [25, 36]:

- MFU: The user’s most commonly used app.
- MRU: The user’s most recently used app.

Time Series Forecasting Models² - Models treating historical app usage sequences as time series data:

²<https://github.com/thuml/Time-Series-Library/>

Table 4: Performance Comparison in Standard Setting (*M=MRR@K, A=Accuracy@K)

Dataset	China-telecom					LSapp				
Model/Metric	A@1	A@3	A@5	M@3	M@5	A@1	A@3	A@5	M@3	M@5
MFU	0.1972	0.4288	0.5384	0.2991	0.3241	0.2952	0.6258	0.7942	0.4378	0.4765
MRU	0.000	0.5538	0.6536	0.2585	0.2817	0.0276	0.7850	0.8306	0.3974	0.4079
TimesNet	0.0208	0.048	0.0614	0.0327	0.0358	0.4805	0.628	0.6897	0.5459	0.5600
Transformer	0.0262	0.0534	0.0661	0.0383	0.0412	0.4978	0.653	0.7141	0.5659	0.5800
DLinear	0.0072	0.037	0.0607	0.0202	0.0256	0.1611	0.3978	0.479	0.2637	0.2824
Reformer	0.0228	0.0503	0.0645	0.0346	0.0378	0.4920	0.6505	0.7074	0.5620	0.575
Appusage2Vec	0.2909	0.4822	0.5781	0.3739	0.3958	0.6057	0.7858	0.8618	0.6848	0.7022
NeuSA	0.4640	0.6562	0.7286	0.5492	0.5658	0.6832	0.8253	0.8830	0.7461	0.7593
DeepApp	0.2862	0.5931	0.7075	0.4210	0.4473	-	-	-	-	-
DeepPattern	0.2848	0.5884	0.7016	0.4185	0.4444	-	-	-	-	-
CoSEM	0.4163	0.6682	0.7499	0.5282	0.5469	0.4990	0.7466	0.8149	0.6083	0.6242
MAPLE-SEP	<u>0.5173</u>	<u>0.7349</u>	<u>0.8070</u>	<u>0.6142</u>	<u>0.6308</u>	0.7171	0.8670	0.9166	0.7836	0.7950
MAPLE	0.5191	0.7385	0.8115	0.6169	0.6338	<u>0.7157</u>	<u>0.8649</u>	<u>0.9150</u>	<u>0.7821</u>	<u>0.7936</u>

- Transformer [26]: Encodes and decodes sequences with a self-attention mechanism.
- Reformer [14]: Efficient Transformer model variant employing locality-sensitive hashing and reversible residual layers.
- DLinear [34]: Time series forecasting method combining a decomposition scheme with a linear model.
- TimesNet [28]: Neural network architecture transforming 1D time series into 2D tensors.

App Prediction Models - Neural network baselines for app usage prediction:

- AppUsage2Vec [35]: Deep learning model considering apps' combined influence, user characteristics, and usage context.
- DeepApp [29]: Multitask learning model mapping time, location, and application to embeddings.
- NeuSA [3]: LSTM-based model considering app sequences and temporal user behaviour.
- DeepPattern [22]: Spatiotemporal and context-aware model adapted from DeepApp.
- CoSEM [13]: Model combining app seq. with semantic info.

Proposed Models

- MAPLE-SEP: Our model is trained individually on each dataset.
- MAPLE: Our comprehensive model is trained with samples from both datasets.

Experiments with DeepApp and DeepPattern are only reported for the China-telecom dataset due to the absence of location information in the LSapp dataset.

4.3 Result

4.3.1 Performance Comparisons. This section presents a direct comparison of our proposed model with benchmark models, emphasizing their efficacy in predicting mobile app usage. As shown

in Table 4, we evaluated our approach using two datasets: China-telecom and LSapp. Performance was assessed using MRR@K (M) and Accuracy@K (A). The best scores are indicated in bold, while the second-best are underlined.

From the table, it's evident that our model consistently outperforms the others across both datasets and most metrics. Notably, the MAPLE model delivers robust results, achieving scores between 0.52-0.82 for China-telecom and 0.61-0.92 for LSapp.

Vanilla models like MFU and MRU trail advanced counterparts. Other app prediction models, such as AppUsage2Vec, DeepApp, NeuSA, and similar approaches, surpass simpler models but still fall short of our model's performance. Notably, the NeuSA model excels due to its LSTM-based structure's proficiency in understanding user patterns. Models initially designed for time series prediction, like Transformer and DLinear, were adapted for app prediction. Their mixed results suggest potential challenges in comprehensively capturing app usage trends. Dataset size also influences outcomes. For instance, some models excel on the smaller LSapp dataset compared to the larger China-telecom dataset. This suggests that the number of apps in each dataset might impact model performance.

Our MAPLE and MAPLE-SEP models stand out. Their success can be attributed to their contemporary design featuring a pre-trained component, rendering them adaptable across diverse datasets. Moreover, they leverage data from both datasets to identify analogous user behaviours, thereby enhancing predictive accuracy. In the LSapp dataset, the MAPLE model slightly lags behind the MAPLE-SEP model. One plausible factor contributing to this performance gap may be the difference in dataset sizes, as the China-telecom dataset outweighs the LSapp dataset.

In conclusion, the proposed MAPLE model demonstrates enhanced app prediction performance by skillfully integrating pre-trained models and effectively utilizing information from multiple datasets. It's important to acknowledge that the efficacy of any

model may depend on distinct dataset characteristics and application contexts. A comprehensive analysis of our model’s performance across diverse conditions will be presented in the following section.

4.3.2 Ablation Study. In this section, we present an ablation study to precisely delineate the individual contribution of each component in the MAPLE model. We aim to understand each module’s weightage in contributing to our model’s overall effectiveness. We tested the following model configurations:

- MAPLE w/o 1st stage training is our model trained solely on the second stage without leveraging the app-type prediction training.
- MAPLE w/o App seq info is our proposed model without using historical app usage information.
- MAPLE w/o installed Apps is our proposed model, which does not include the set of installed sentences.
- MAPLE w/o optional context is a model that omits the optional context (location context - POI in our cases),

Table 5 presents a detailed overview of performance metrics for various configurations of the MAPLE model across two datasets: China-telecom and LSapp. Each configuration corresponds to a version of the MAPLE model with a particular component excluded, aimed at isolating its individual impact.

In the "w/o 1st stage training" configuration, the omission of the initial app-type prediction stage leads to a decline in performance. For the China-telecom dataset, the model yields an MRR@1 of 0.3226 and Accuracy@5 of 0.6529, both lower than the complete MAPLE model. Similarly, for the LSapp dataset, the metrics are 0.5326 and 0.8922, respectively, demonstrating a performance decrease. When excluding the historical app usage data, denoted as "w/o App seq info," the model once again exhibits inferior performance, with an MRR@1 of 0.3146 and Accuracy@5 of 0.6392 for the China-telecom dataset, highlighting the significance of this component.

The model’s interaction with the Point of Interest (POI) data in the "w/o optional contexts" configuration yields valuable insights. Excluding this particular context affects the model’s performance. For instance, when the POI data is omitted in the China-telecom dataset, MRR@1 and Accuracy@5 reach 0.5135 and 0.8035, respectively. However, with the complete MAPLE model encompassing all contexts, these values increase to 0.5191 and 0.8115, respectively.

Interestingly, a noticeable improvement is observed even in the LSapp dataset, where explicit POI information is absent. This can be attributed to the model discerning app usage patterns during training from China-telecom that correlate with POI-based behaviours. When encountering similar patterns in LSapp, the model potentially leverages these learned associations to enhance its predictions. However, this insight comes with a caveat. On occasions, the model might misconstrue certain LSapp behaviours as POI-influenced, resulting in occasional inaccuracies, as evident in the MAPLE-SEP performance.

In summary, the MAPLE model’s capacity to incorporate diverse contexts and its resilience even when certain components are omitted highlights its robust nature. However, careful consideration is required, particularly when interpreting patterns from diverse datasets, to ensure optimal accuracy.

4.3.3 Analysis of Different Pre-Trained Models. We evaluated the efficacy of our proposed model, MAPLE, using various pre-trained language models, specifically focusing on T5 and BART. Table 6 showcases the comparative performance of our model across these pre-trained frameworks. Notably, the T5-large model consistently outperformed others, recording the highest scores in Accuracy@1, Accuracy@5, and MRR@5.

Upon further investigation, a clear correlation emerged between the size of the pre-trained model and the performance of MAPLE: larger models exhibited proficiency in recognizing intricate patterns within app usage data. Moreover, T5 models, pre-trained using a denoising autoencoder objective alongside a multi-task mixture of tasks, outperformed BART models. This observation suggests that the multi-task mixture pre-training strategy could align more with app usage prediction tasks.

The noticeable difference in performance between the T5-small model with and without pre-trained weights underscores the substantial improvement achieved through using pre-trained models. This highlights the importance of transferring knowledge from these models to enhance the accuracy of app usage prediction.

In conclusion, our analysis underscores the significance of selecting appropriate pre-trained models to construct effective app usage prediction systems. The insights gleaned emphasize the potential of the T5-large model and the value in integrating pre-trained models, guiding future research efforts towards enhancing accuracy and personalization in app usage predictions.

5 RELATED WORKS

5.1 App usage prediction

Over the past decade, the surge in mobile users has brought app usage prediction into the limelight. Early research by Huang et al. [11] applied Bayesian methods and a combination of features such as location, day, mobile state, and last-used app, attaining a 69% accuracy rate in predicting the next app. Using a range of contextual features gathered from smartphones, Shin et al. [21] developed a personal next-app prediction model, which achieved a 78% accuracy. Taking a different approach, Liao et al. [15] implemented feature selection to determine the most useful features for each user and then used the kNN classifier for predictions, achieving an 80% recall rate for top-5 app prediction.

The study by [30] explored the potential of social context by using community behaviour similarities to enhance model performance. [19] demonstrated that app usage sequence history alone could yield an 81% prediction accuracy. The importance of the last used app was emphasized by [18], with their model achieving a 67% recall on top-5 predictions. [4] used Word2vec methods to extract features and other contexts for a parallelized Naive Bayes model. Lastly, [35] presented Appusage2vec in 2019, using an app-attention mechanism to attain an 84.47% Recall@5.

Apart from predicting the next app, research by [2] proposed a framework for predicting target apps based on search intent and contextual features. The CAP model by [6] aimed to predict apps used in different locations and times, and [27] studied a spatio-temporal app usage model to address data sparsity in large-scale datasets. To predict app usage in specific contexts like commuting, [12] identified a set of crucial contextual information.

Table 5: Ablation study

Dataset	China-telecom					LSapp				
Model/Metric	A@1	A@3	A@5	M@3	M@5	A@1	A@3	A@5	M@3	M@5
w/o 1 st stage training	0.3226	0.5598	0.6529	0.4275	0.4488	0.5326	0.8099	0.8922	0.6561	0.6750
w/o App seq info	0.3146	0.5393	0.6392	0.4133	0.4361	0.4853	0.7693	0.8549	0.611	0.6306
w/o installed App	0.5091	0.7221	0.7892	0.6042	0.6196	0.7146	0.8554	0.8996	0.7772	0.7874
w/o optional contexts	0.5135	0.7314	0.8035	0.6105	0.6272	0.7145	0.8626	0.9126	0.7804	0.7920
MAPLE	0.5191	0.7385	0.8115	0.6169	0.6338	0.7157	0.8649	0.9150	0.7821	0.7936

Table 6: Maple model with different pre-trained model

Dataset	China-telecom			LSapp		
Model	A@1	A@5	M@5	A@1	A@5	M@5
w/o weight	0.320	0.658	0.449	0.534	0.8955	0.677
BART-base	0.472	0.711	0.567	0.687	0.870	0.760
BART-large	<u>0.532</u>	<u>0.810</u>	<u>0.643</u>	<u>0.716</u>	<u>0.923</u>	<u>0.797</u>
T5-small	0.519	0.811	0.633	0.715	0.915	0.793
T5-base	0.539	0.838	0.657	0.718	0.923	0.798
T5-large	0.544	0.844	0.663	0.719	0.924	0.799

Although numerous studies have advanced app usage prediction by relying on specific contextual features, these features might not always be accessible. This can lead to predictive inaccuracies due to their absence or scarcity, an issue termed the "contextual feature heterogeneity problem." Recognizing this challenge, our work presents a novel model tailored to address this contextual data heterogeneity. Distinct from existing models, ours is both flexible and robust, adept at handling varying contextual information. This approach provides a fresh perspective and solution to app usage prediction, especially boosting effectiveness in situations with sparse or inconsistent contextual data.

5.2 Large language model applications

Large language models (LLMs) have brought advancements across various fields, including natural language processing (NLP), healthcare, recommender systems, coding assistance, multimodal learning, and human mobility forecasting, demonstrating their flexibility and potential. In NLP, LLMs like BERT [7], GPT [20], and RoBERTa [16] have set benchmarks in tasks such as sentiment analysis, translation, and summarization. They have enabled fine-tuning for specific tasks, such as enhancing performances in text classification [10].

Recommender systems have also integrated LLMs to capture complex patterns in user behaviour and contextual information. For instance, BERT4Rec [23] is adept at capturing user behaviour in a session-based setting, surpassing traditional methods. LLMs have also been used to model user-item interactions and incorporate temporal dynamics, improving recommendation personalization. In the realm of code generation, LLMs such as OpenAI's Codex [5, 9] and CodeBERT [8] have been valuable in generating code snippets, suggesting API usage, performing code completion tasks, and assisting in debugging.

LLMs have been instrumental in multimodal learning, which involves fusing information from different data modalities, such as text, images, and videos. Models like ViLBERT [17] have performed tasks like visual question answering and visual commonsense reasoning, showing LLMs' ability to reason across diverse data types. Temporal sequential pattern mining is another domain where LLMs have shown potential, as in the AuxMobLcast [32] pipeline that predicts Place-of-Interest customer flows, demonstrating their capability to model human behaviour.

Despite LLMs' extensive applications, their use for app usage prediction remains underexplored. Given LLMs' proven aptitude in domains like mobility forecasting, we assert that their ability to discern complex user behaviours and contexts can enhance app usage predictions. Consequently, we propose an innovative LLM-based method for app usage prediction, expanding LLM research and showcasing their potential to tackle challenges inherent to this task.

6 CONCLUSION

In this study, we introduced the MAPLE method, a distinctive approach that harnesses the capabilities of Large Language Models (LLMs) for predicting app usage patterns. Our findings highlight that MAPLE sets itself apart by showcasing significant enhancements compared to various prediction models. This underscores the considerable potential of LLMs in app usage forecasting.

MAPLE excels at identifying detailed patterns in data, thanks to the strengths of LLMs. This allows our model to understand user behaviours and their related contexts effectively. While we focused on app prediction, we also see great potential for LLMs in other fields, like sentiment analysis and predicting human movements, highlighting their wide-ranging applicability.

Yet, it's pivotal to highlight the computational challenges tied to LLM deployment. While our study showcased the potential benefits of using LLMs for mobile user behaviour prediction, we also acknowledge the inherent limitations, especially regarding computational demands.

Looking ahead, a plethora of research opportunities await our exploration. Delving into alternative LLM configurations and fine-tuning nuances can further enhance prediction accuracy. Moreover, incorporating a broader range of user-centric data might unveil deeper insights into app usage tendencies. Furthermore, the foundational principles of our model could resonate in other domains rich in sequential data patterns.

Our exploration with MAPLE illuminates the promising frontier of harnessing LLMs in app usage prediction. It acts as a precursor for more comprehensive investigations in this domain and underscores the untapped potential of LLMs in capturing and modelling the diverse spectrum of human behaviours.

DISCUSSION OF ETHICAL CONSIDERATIONS

In our study, we applied the MAPLE model to public datasets, alleviating privacy concerns. However, when utilizing this model with private data, caution is imperative. Biased predictions could arise if the model learns from unbalanced data, leading to potential favouritism towards certain groups. It's essential to consistently scrutinize the model's predictions and verify their fairness for all individuals. While our current work with public data is relatively secure, an added layer of vigilance is crucial when handling private data to uphold ethical considerations.

REFERENCES

- [1] Hal Abelson, Ken Ledeen, and Chris Lewis. 2010. Just deliver the packets, in. *Essays on Deep Packet Inspection*, Ottawa*. Office of the Privacy Commissioner of Canada. Retrieved (2010), 01–08.
- [2] Mohammad Aliannejadi, Hamed Zamani, Fabio Crestani, and W. Bruce Croft. 2018. In Situ and Context-Aware Target Apps Selection for Unified Mobile Search. In *Proceedings of the 27th ACM International Conference on Information and Knowledge Management (Torino, Italy) (CIKM '18)*. Association for Computing Machinery, New York, NY, USA, 1383–1392. <https://doi.org/10.1145/3269206.3271679>
- [3] Mohammad Aliannejadi, Hamed Zamani, Fabio Crestani, and W Bruce Croft. 2021. Context-aware target apps selection and recommendation for enhancing personal mobile assistants. *ACM Transactions on Information Systems (TOIS)* 39, 3 (2021), 1–30.
- [4] Ricardo Baeza-Yates, Di Jiang, Fabrizio Silvestri, and Beverly Harrison. 2015. Predicting The Next App That You Are Going To Use. In *Proceedings of the Eighth ACM International Conference on Web Search and Data Mining (Shanghai, China) (WSDM '15)*. Association for Computing Machinery, New York, NY, USA, 285–294. <https://doi.org/10.1145/2684822.2685302>
- [5] Mark Chen, Jerry Tworek, Heewoo Jun, Qiming Yuan, Henrique Ponde de Oliveira Pinto, Jared Kaplan, Harri Edwards, Yuri Burda, Nicholas Joseph, Greg Brockman, et al. 2021. Evaluating large language models trained on code. *arXiv preprint arXiv:2107.03374* (2021).
- [6] Xinlei Chen, Yu Wang, Jiayou He, Shijia Pan, Yong Li, and Pei Zhang. 2019. CAP: Context-Aware App Usage Prediction with Heterogeneous Graph Embedding. *Proc. ACM Interact. Mob. Wearable Ubiquitous Technol.* 3, 1, Article 4 (March 2019), 25 pages. <https://doi.org/10.1145/3314391>
- [7] Jacob Devlin, Ming-Wei Chang, Kenton Lee, and Kristina Toutanova. 2018. Bert: Pre-training of deep bidirectional transformers for language understanding. *arXiv preprint arXiv:1810.04805* (2018).
- [8] Zhangyin Feng, Daya Guo, Duyu Tang, Nan Duan, Xiaocheng Feng, Ming Gong, Linjun Shou, Bing Qin, Ting Liu, Daxin Jiang, et al. 2020. Codebert: A pre-trained model for programming and natural languages. *arXiv preprint arXiv:2002.08155* (2020).
- [9] James Finnie-Ansley, Paul Denny, Brett A Becker, Andrew Luxton-Reilly, and James Prather. 2022. The robots are coming: Exploring the implications of openai codex on introductory programming. In *Australasian Computing Education Conference*. 10–19.
- [10] Santiago González-Carvajal and Eduardo C Garrido-Merchán. 2020. Comparing BERT against traditional machine learning text classification. *arXiv preprint arXiv:2005.13012* (2020).
- [11] Ke Huang, Chunhui Zhang, Xiaoxiao Ma, and Guanling Chen. 2012. Predicting Mobile Application Usage Using Contextual Information. In *Proceedings of the 2012 ACM Conference on Ubiquitous Computing (Pittsburgh, Pennsylvania) (UbiComp '12)*. Association for Computing Machinery, New York, NY, USA, 1059–1065. <https://doi.org/10.1145/2370216.2370442>
- [12] Yufan Kang, Mohammad Saiedur Rahaman, Yongli Ren, Mark Sanderson, Ryen W White, and Flora D Salim. 2022. App usage on-the-move: Context-and commute-aware next app prediction. *Pervasive and Mobile Computing* 87 (2022), 101704.
- [13] Yonchanok Khaokaew, Mohammad Saiedur Rahaman, Ryen W White, and Flora D Salim. 2021. Cosem: Contextual and semantic embedding for app usage prediction. In *Proceedings of the 30th ACM International Conference on Information & Knowledge Management*. 3137–3141.
- [14] Nikita Kitaev, Lukasz Kaiser, and Anselm Levskaya. 2020. Reformer: The efficient transformer. *arXiv preprint arXiv:2001.04451* (2020).
- [15] Zhong-Xun Liao, Shou-Chung Li, Wen-Chih Peng, and Philip Yu. 2013. On the Feature Discovery for App Usage Prediction in Smartphones. *Proceedings - IEEE International Conference on Data Mining, ICDM (09 2013)*. <https://doi.org/10.1109/ICDM.2013.130>
- [16] Yinhan Liu, Myle Ott, Naman Goyal, Jingfei Du, Mandar Joshi, Danqi Chen, Omer Levy, Mike Lewis, Luke Zettlemoyer, and Veselin Stoyanov. 2019. Roberta: A robustly optimized bert pretraining approach. *arXiv preprint arXiv:1907.11692* (2019).
- [17] Jiasen Lu, Dhruv Batra, Devi Parikh, and Stefan Lee. 2019. Vilbert: Pretraining task-agnostic visiolinguistic representations for vision-and-language tasks. *Advances in neural information processing systems* 32 (2019).
- [18] Nagarajan Natarajan, Donghyuk Shin, and Inderjit S. Dhillon. 2013. Which App Will You Use next? Collaborative Filtering with Interactional Context. In *Proceedings of the 7th ACM Conference on Recommender Systems (Hong Kong, China) (RecSys '13)*. Association for Computing Machinery, New York, NY, USA, 201–208. <https://doi.org/10.1145/2507157.2507186>
- [19] Abhinav Parate, Matthias Böhmer, David Chu, Deepak Ganesan, and Benjamin M. Marlin. 2013. Practical Prediction and Prefetch for Faster Access to Applications on Mobile Phones. In *Proceedings of the 2013 ACM International Joint Conference on Pervasive and Ubiquitous Computing (Zurich, Switzerland) (UbiComp '13)*. Association for Computing Machinery, New York, NY, USA, 275–284. <https://doi.org/10.1145/2493432.2493490>
- [20] Alec Radford, Jeffrey Wu, Rewon Child, David Luan, Dario Amodei, Ilya Sutskever, et al. 2019. Language models are unsupervised multitask learners. *OpenAI blog* 1, 8 (2019), 9.
- [21] Choonsung Shin, Jin-Hyuk Hong, and Anind K. Dey. 2012. Understanding and Prediction of Mobile Application Usage for Smart Phones. In *Proceedings of the 2012 ACM Conference on Ubiquitous Computing (Pittsburgh, Pennsylvania) (UbiComp '12)*. Association for Computing Machinery, New York, NY, USA, 173–182. <https://doi.org/10.1145/2370216.2370243>
- [22] Basem Suleiman, Kevin Lu, Hong Wa Chan, and Muhammad Johan Alibasa. 2021. DeepPatterns: Predicting Mobile Apps Usage from Spatio-Temporal and Contextual Features. In *Service-Oriented Computing: 19th International Conference, ICSOC 2021, Virtual Event, November 22–25, 2021, Proceedings*. Springer, 811–818.
- [23] Fei Sun, Jun Liu, Jian Wu, Changhua Pei, Xiao Lin, Wenwu Ou, and Peng Jiang. 2019. BERT4Rec: Sequential recommendation with bidirectional encoder representations from transformer. In *Proceedings of the 28th ACM international conference on information and knowledge management*. 1441–1450.
- [24] China Telecom. 2018. *China Telecom Webpage*. <https://www.chinatelecom-h.com/en/global/home.php>
- [25] Yuan Tian, Ke Zhou, and Dan Pelleg. 2021. What and how long: Prediction of mobile app engagement. *ACM Transactions on Information Systems (TOIS)* 40, 1 (2021), 1–38.
- [26] Ashish Vaswani, Noam Shazeer, Niki Parmar, Jakob Uszkoreit, Llion Jones, Aidan N Gomez, Lukasz Kaiser, and Illia Polosukhin. 2017. Attention is all you need. *Advances in neural information processing systems* 30 (2017).
- [27] Huangdong Wang, Yong Li, Sihan Zeng, Gang Wang, Pengyu Zhang, Pan Hui, and Depeng Jin. 2019. Modeling Spatio-Temporal App Usage for a Large User Population. *Proc. ACM Interact. Mob. Wearable Ubiquitous Technol.* 3, 1, Article 27 (March 2019), 23 pages. <https://doi.org/10.1145/3314414>
- [28] Haixu Wu, Tengge Hu, Yong Liu, Hang Zhou, Jianmin Wang, and Mingsheng Long. 2022. TimesNet: Temporal 2D-Variation Modeling for General Time Series Analysis. *arXiv preprint arXiv:2210.02186* (2022).
- [29] Tong Xia, Yong Li, Jie Feng, Depeng Jin, Qing Zhang, Hengliang Luo, and Qingmin Liao. 2020. Deepapp: predicting personalized smartphone app usage via context-aware multi-task learning. *ACM Transactions on Intelligent Systems and Technology (TIST)* 11, 6 (2020), 1–12.
- [30] Ye Xu, Mu Lin, Hong Lu, Giuseppe Cardone, Nicholas Lane, Zhenyu Chen, Andrew Campbell, and Tanzeem Choudhury. 2013. Preference, Context and Communities: A Multi-Faceted Approach to Predicting Smartphone App Usage Patterns. In *Proceedings of the 2013 International Symposium on Wearable Computers (Zurich, Switzerland) (ISWC '13)*. Association for Computing Machinery, New York, NY, USA, 69–76. <https://doi.org/10.1145/2493988.2494333>
- [31] Hao Xue, Flora D Salim, Yongli Ren, and Charles LA Clarke. 2022. Translating Human Mobility Forecasting through Natural Language Generation. In *Proceedings of the Fifteenth ACM International Conference on Web Search and Data Mining*. 1224–1233.
- [32] Hao Xue, Bhanu Prakash Voutharoja, and Flora D Salim. 2022. Leveraging language foundation models for human mobility forecasting. In *Proceedings of the 30th International Conference on Advances in Geographic Information Systems*. 1–9.
- [33] Yue Yu, Tong Xia, Huangdong Wang, Jie Feng, and Yong Li. 2020. Semantic-Aware Spatio-Temporal App Usage Representation via Graph Convolutional Network. *Proc. ACM Interact. Mob. Wearable Ubiquitous Technol.* 4, 3, Article 101 (sep 2020), 24 pages. <https://doi.org/10.1145/3411817>

- [34] Ailing Zeng, Muxi Chen, Lei Zhang, and Qiang Xu. 2022. Are transformers effective for time series forecasting? *arXiv preprint arXiv:2205.13504* (2022).
- [35] S. Zhao, Z. Luo, Z. Jiang, H. Wang, F. Xu, S. Li, J. Yin, and G. Pan. 2019. AppUsage2Vec: Modeling Smartphone App Usage for Prediction. In *2019 IEEE 35th International Conference on Data Engineering (ICDE)*. 1322–1333.
- [36] Yifei Zhou, Shaoyong Li, and Yaping Liu. 2020. Graph-based Method for App Usage Prediction with Attributed Heterogeneous Network Embedding. *Future Internet* 12, 3 (2020), 58.

Received 20 February 2007; revised 12 March 2009; accepted 5 June 2009