
Find What You Want: Learning Demand-conditioned Object Attribute Space for Demand-driven Navigation

Hongcheng Wang, Andy Guan Hong Chen, Xiaoqi Li, Mingdong Wu, Hao Dong*
CFCS, School of CS, Peking University

Abstract

The task of Visual Object Navigation (VON) involves an agent’s ability to locate a particular object within a given scene. Previous research in VON can be broadly classified into two main categories: selecting the target object from a predefined set of categories (closed-vocabulary) or explicitly specifying the name of the target object (open-vocabulary). To successfully accomplish the VON task, two essential conditions must be fulfilled: 1) the user must know the name of the desired object; and 2) the user-specified object must actually be present within the scene. To meet these conditions, a simulator can incorporate predefined object names and positions into the metadata of the scene. However, in real-world scenarios, it is often challenging to ensure that these conditions are always met. Humans in an unfamiliar environment may not know which objects are present in the scene, or they may mistakenly specify an object that is not actually present. Nevertheless, despite these challenges, humans may still have a demand for an object, which could potentially be fulfilled by other objects present within the scene in an equivalent manner. Therefore, it is crucial for agents to learn how to comprehend and interpret human demands, enabling them to locate an object that fulfills those demands accordingly. Hence, this paper proposes Demand-driven Navigation (DDN), which leverages the user’s demand as the task instruction and prompts the agent to find an object which matches the specified demand. DDN aims to relax the stringent conditions of VON by focusing on fulfilling the user’s demand rather than relying solely on predefined object categories or names. This paper proposes a method of first acquiring textual attribute features of objects by extracting common sense knowledge from a large language model. These textual attribute features are subsequently aligned with visual attribute features using Contrastive Language-Image Pre-training (CLIP). Incorporating the visual attribute features as prior knowledge, enhances the navigation process. Experiments on AI2Thor with the ProcThor dataset demonstrate that the visual attribute features improve the agent’s navigation performance and outperform the baseline methods commonly used in the VON task.

1 Introduction

Visual Object Navigation (VON) [1–15], which is considered fundamental for home service agents, refers to the task in which an agent is required to find a user-specified object within a provided scene. Previous VON studies can be broadly categorised into two groups. The first category, known as closed-vocabulary navigation [1–4, 6–10], involves a predetermined set of target object categories so that the agent is restricted to selecting objects from this predefined set. On the other hand, open-vocabulary navigation [5, 11, 12] encompasses a more flexible approach where the target objects are described in natural language, meaning the agent is not limited to specific predefined categories.

*Corresponding to <hao.dong@pku.edu.cn>

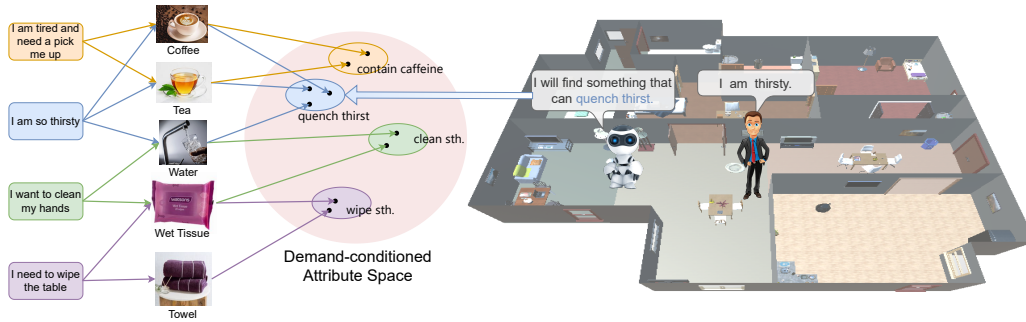


Figure 1: **Demand-driven Navigation and Demand-conditioned Attribute Space.** The left side shows a many-to-many mapping between demands and objects, *i.e.*, a demand can be satisfied by more than one object, and an object can satisfy more than one demand; but in any case, objects that can satisfy the same demand will have similar attributes. On the right side, a user at home provides the agent with an instruction “I am so thirsty”. On the left side, an agent determines what objects can satisfy this user’s demand. Although the user does not indicate which specific object they want, the agent interprets that the object he wants must have the attribute of being able to **quench thirst**.

In real-world applications of VON, users are typically required to provide the name of the object they want the agent to locate, regardless of whether it falls under the closed-vocabulary or open-vocabulary group. This requirement introduces two conditions that must be fulfilled: 1) the user must possess knowledge of the object’s name in the given environment; and 2) the specified object must exist within the environment. These conditions are necessary for successful object navigation tasks in practical scenarios. In common simulators (such as AI2Thor [16] and Habitat [17, 18]), these two conditions can be easily satisfied. As direct access to the scene’s metadata is available in the simulators, the existence of target objects can be checked using the metadata, or the object names in the metadata can be directly used as target objects. However, in the real world, where the user may not be omniscient of the environment (*e.g.*, at a friend’s house), the two conditions described above may not be met and this would eventually lead to navigation failure. Additionally, it is possible that when the user specifies an object to search for the agent is able to find an object with a similar function within the scene, when the specified object does not exist. For example, an object such as a bottle of water may be specified which has a related demand, to quench thirst. In the case where a bottle of water is not present in the scene, this demand can be adequately met by a cup of tea or apple juice found by the agent, however this would fail the VON task. This challenge illustrates a key difficulty VON faces in real environments.

From a psychological point of view [19–22], this paper considers the user’s motivation to make the agent search for an object. In the VON task the user initially has a certain demand, then thinks of an object to satisfy it, and finally asks the agent to search for that specific object. Then, would it not be more consistent with the constraints of the real world environment to omit the second step and directly use the demand as an instruction to ask the agent to find an object that satisfies the demand? This paper argues that utilising user demands as instructions has the following benefits: 1) Users no longer need to consider the objects in the environment, but only their own demands. This demand-driven description of the task is more in line with the psychological perspective of human motivations. 2) The mapping between demands and objects is many-to-many (*i.e.*, a demand instruction can be satisfied by multiple objects, and an object can potentially satisfy multiple demand instructions), which can theoretically increase the probability of an agent satisfying user demands in comparison to VON. 3) The demands, when described in natural language have a wider descriptive space than just specifying an object, and the tasks are thus described more naturally and in accordance with the daily habits of humans.

Therefore, this paper proposes the task of Demand-Driven Navigation (DDN). In the DDN task, the agent receives a demand instruction described in natural language (*e.g.*, I am thirsty), and then the agent must search for an object within the provided environment to satisfy this demand. Our task dataset is generated semi-automatically: it is initially generated by GPT-3 [23] (In the entire paper, GPT-3 uses gpt-3.5-turbo version), and then manually filtered and supplemented. The DDN task presents new challenges for embodied agents: 1) Different real-world environments contain different

objects and, even within a fixed environment, the categories of objects can change over time due to human interaction with the environment, resulting in agents potentially looking for different objects when attempting to satisfy the same demand. 2) The many-to-many mapping between instructions and objects requires agents to reason depending on common sense knowledge, human preferences and scene grounding information: to identify what objects potentially exist in the scene to satisfy the user’s demand, and where these objects are most likely to be located. 3) The agent needs to determine whether the current objects within the field of view satisfy the user’s demand from the objects’ visual geometry. There exists the possibility that this reasoning is not only based on the visual features, but stems from the functionality of the object, necessitating the agent having common sense knowledge about the object. In summary, the core challenge of DDN is how to use **common sense knowledge**, **human preferences** and **scene grounding information** to **interpret** demand instructions and efficiently **locate** and **identify** objects that satisfy the user’s demands.

It is noted that the essence of an object satisfying a demand is that certain attributes of the object fulfill the demand. For example, for the demand of “I am thirsty,” the object to be sought only needs to have attributes such as “potable” and “can quench thirst”. Both a bottle of water and a cup of tea are objects that have these attributes. The mapping relationship between attributes and instructions is fixed and independent of the scene, *i.e.*, this mapping relationship is constructed from common sense knowledge and human preferences. Therefore, large language models (LLMs) can be used to establish a pre-defined mapping between attributes and instructions (such as “I am thirsty” → “potable and able to quench thirst”). However, such a mapping remains only at the language level and cannot be associated with the current scene, and thus scene grounding information remains uninvolved.

To address the challenge of mapping attributes and instructions while considering their relevance to the current scene, this paper proposes a novel method that extracts the common sense knowledge from LLMs to learn the demand-conditioned textual attribute features of objects. Then the proposed method aligns these textual attribute features with visual attribute features using the multi-modal model CLIP [24]. The learned visual attribute features contain **common sense knowledge** and **human preferences** from LLMs, and also obtain **scene grounding information** via CLIP. This paper also trains a demand-based visual grounding model to output the bounding box of objects in the RGB input that match the demand when an episode ends. Experiments are conducted on the AI2Thor simulator [16] with the ProcThor dataset [25]. The proposed method is compared with closed-vocabulary object navigation, open-vocabulary object navigation, and their variants. This paper also evaluates the performance of GPT-3 and multi-modal large language model (MM-LLM), MiniGPT-4 [26], operated agents which accomplish this task via prompt engineering. The experiments demonstrate that the demand-conditioned attribute features extracted from the LLM and aligned with CLIP effectively assist in navigation and outperform common VON baselines. In summary, this paper’s contributions are listed as follows:

- This paper proposes the task of Demand-Driven Navigation (DDN), that requires the agent to find an object to meet the user’s demand. The DDN task relies heavily on common sense knowledge, human preferences, and scene grounding information.
- This paper evaluates two different categories of VON algorithms and their variants combined with GPT-3, as well as the performance of large language models (*e.g.*, GPT-3 and MiniGPT-4) on the DDN task. The results demonstrate that existing algorithms have difficulty solving the DDN task.
- This paper provides a novel method to tackle the DDN task and a benchmark for this. The proposed method extracts the common sense knowledge from LLMs to learn textual attribute features and uses CLIP to align the textual and visual attribute features. The experiments demonstrate that the demand-conditioned attribute features extracted from the LLM and aligned with CLIP effectively assist in navigation and outperform the baselines.

2 Related Work

2.1 Visual Navigation

The task of visual navigation requires the agent to use visual information to reach a target location, such as visual object navigation (VON) [1–15], visual language navigation (VLN) [27–34], and

visual audio navigation (VAN) [35–40]. The proposed DDN task can be considered as a combination of VON and VLN in terms of describing the target: the demand is described using natural *language* and the agent is asked to find *objects* that match the demand. The VLN task requires the agent to follow step-by-step instructions to navigate in a previously unseen environment. In contrast to the VLN task, the proposed DDN task provides high-level demand instructions and requires the agent to infer which objects satisfy the demand instructions within the current scene. The VON task can be broadly classified into two groups: closed-vocabulary object navigation and open-vocabulary (zero-shot) object navigation. In closed-vocabulary object navigation, the target object categories are pre-determined. For example, in the 2023 Habitat ObjectNav Challenge [41], there are 6 target object categories. These categories are usually represented as one-hot vectors. Therefore, many studies establish semantic maps [3, 10] or scene graphs [13]. In open-vocabulary object navigation, the range of object categories is unknown and is usually given in the form of word vectors [11, 5, 12]. Many studies [11, 5] use pre-trained language models to obtain word embedding vectors to achieve generalisation in navigating unknown objects. Additionally, CLIP on Wheels [5] uses the CLIP model for object recognition. Different from the VON task, our proposed DDN task does not focus on the category of objects, but chooses “human demand” as the task context.

2.2 Large Language Models in Robotics

Recently, large language models (LLMs) [42, 23, 43–45] have attracted attention for their performance on various language tasks (e.g., text classification and commonsense reasoning). LLMs can exhibit a human level of common sense knowledge and can even be on par with human performance in some specialised domains. There is an increasing amount of research [34, 46–50] seeking to use the knowledge in LLMs to control or assist robots in performing a range of tasks. LM-Nav [34] accomplishes outdoor navigation without any training by combining multiple large pre-trained models (GPT-3 [23], CLIP [24] and ViNG [51]). In SayCan [47], the authors use a LLM to interpret high-level human instructions to obtain detailed low-level instructions, and then use pre-trained low-level instruction skills to enable the robot to complete tasks. However, SayCan assumes that the agent can access the object positions in navigation and only conduct experiments on one scene. PaLM-E [48] goes a step further by projecting visual images into the same semantic space as language, enabling the robot to perceive the world visually, but PaLM-E exhibits control that is either limited to table-level tasks or scene-level tasks with a map. Different from these approaches, the proposed method does not use LLMs for providing reasoning about instructions directly, but instead uses LLMs to learn attribute features about the objects. Such attribute features can help the agent learn an effective navigation policy in mapless scenes. This paper also uses LLMs to generate the required dataset.

3 Problem Statement

In the DDN task, an agent is randomly initialised at a starting position and orientation in a mapless and unseen environment. The agent is required to find an object that meets a demand instruction described in natural language (e.g., “I am thirsty”). Formally, let \mathcal{D} denote a set of demand instructions, \mathcal{S} denote a set of navigable scenes, and \mathcal{O} denote a set of object categories that exist in the real world. To determine whether a found object satisfies the demand, let $\mathcal{G} : \mathcal{D} \times \mathcal{O} \rightarrow \{0, 1\}$ denote a discriminator, outputting 1 if the input object satisfies the demand, or 0 if it does not. In the real world, \mathcal{G} is effectuated by the user, but to quantitatively evaluate the proposed method and the baselines, \mathcal{G} is effectuated by the DDN dataset collected in Sec. 4.

At the beginning of each episode, the agent is initialised at a scene $s \in \mathcal{S}$ with a initial pose p_0 (i.e., position and orientation), and provided a natural language demand instruction $d = \langle d_1, d_2 \dots d_L \rangle \in \mathcal{D}$, where L is the length of the instruction and d_i is a single word token. In the demand instruction d , the task is made more challenging by not providing specific object names. This is to ensure the agent learns to reason in scenarios where these objects are not specified by the user. Then the agent is required to find an object $o \in \mathcal{O}$ to satisfy the demand instruction d and only take RGB images as sensor inputs. The agent’s action space is MoveAhead, RotateRight, RotateLeft, LookUp, LookDown, and Done. When the agent selects the action Done, the agent is also required to output a bounding box b to indicate the object that satisfies the demand within the current field of view RGB image. Then it is determined whether the success criteria have been satisfied. The success criteria for the DDN task include two conditions. 1) The navigation success criterion: this requires there is an object in the field of view that satisfies the demand instruction and the horizontal distance between the agent

and the object is less than a threshold c_{navi} . 2) The selection success criterion: this requires that given that the navigation is successful, the intersection over union (IoU) [52] between the output bounding box b and the ground truth bounding box of an object that satisfies the demand instruction is greater than a threshold c_{sele} . There is a 100 step limit to succeed during the episode.

4 Demand-Driven Navigation Dataset

Although mappings between objects and instructions will vary with the environment, a fixed mapping between demand instructions and objects is required to check selection success for training the agent in a specific environment, referred to as *world-grounding mappings* (WG mappings). The modifier “world-grounding” emphasises the connection to the specific environment of the real world and will vary with the environment. For example, the ProcThor dataset [25] and the Replica dataset [53] will have different WG mappings. To simulate real-world scenarios, it is assumed, unless otherwise stated, that the agent does not have access to the metadata of the object categories in the environment or the WG mappings that are used to determine selection success during training, validation and testing. The set of world-grounding mappings constructed in this paper form the demand-driven navigation dataset.

To construct the WG mappings, the metadata regarding object categories in the environment is obtained and GPT-3 is used to establish a fixed set of WG mappings between demand instructions and objects $\mathcal{F} : \mathcal{D} \rightarrow \mathcal{O}_f$, where \mathcal{O}_f is a subset of \mathcal{O} . For example, $\mathcal{F}(\text{“I am thirsty”}) = \{\text{Water, Tea, AppleJuice}\}$. Concretely, prompt engineering is used to inform GPT-3 of the object categories that may be present in the experimental environment. Then GPT-3 is used to determine which demands these objects can satisfy and returns this information in the form of a demand instruction and a statement of which objects present satisfy this demand instruction. It has been found that the WG mappings generated by GPT-3 are not absolutely accurate. Due to the presence of some errors in the generation, manual filtering and supplementation is then used to correct and enhance the dataset. These WG mappings \mathcal{F} are used during training and testing, only to discriminate the selection success (*i.e.*, to effectuate discriminator \mathcal{G}). In total, approximately 2600 WG mappings are generated. Please see supplementary material for details of the generation process, the prompts, and the statistical features of the dataset.

5 Demand-Driven Navigation Method

It is important to note that if an object can fulfill a demand, it is because one of its functions or attributes can satisfy that demand. In other words, if multiple objects can fulfill the same demand, the objects should have similar attributes. For example, if your demand is to heat food, the corresponding objects that can satisfy the demand are a stove, an oven or a microwave, which all have similar attributes such as heating and temperature control. The relationship between attributes and instructions is not specific to a particular environment, but instead is universal common sense knowledge. Thus, this common sense knowledge can be extracted from LLMs. This universality turns the multi-object-target search into single-attribute-target search: the similarity between attributes reduces the complexity of policy learning. Therefore, we expect to extract the attribute features of the objects conditioned on the given demand from the LLM, *i.e.*, demand-conditioned textual attribute features.

In this section, how the textual attribute features are learned from LLMs (Sec. 5.1), how they are aligned from text to vision (Sec. 5.2), and how to train the model (Sec. 5.3 will be described).

5.1 Textual Attribute Feature Learning

Knowledge Extraction Given that the relationship between attributes and demand instructions is common sense knowledge, many mappings between demand instructions and objects are established with GPT-3, for learning demand-conditioned textual attribute features, referred to as *language-grounding mappings* (LG mappings). The modifier “language-grounding” emphasises that these mappings can be obtained from LLMs without the need for any connection to real-world situations. As LG mappings are independent of the real world and the experimental environment, they are suitable to be used in training the model. Concretely, as shown in Fig. 2, GPT-3 is used to generate a multitude of demand instructions in advance, called language-grounding demands (LG demands), and then GPT-3 is queried as to which objects can satisfy these demands. GPT-3 generates the

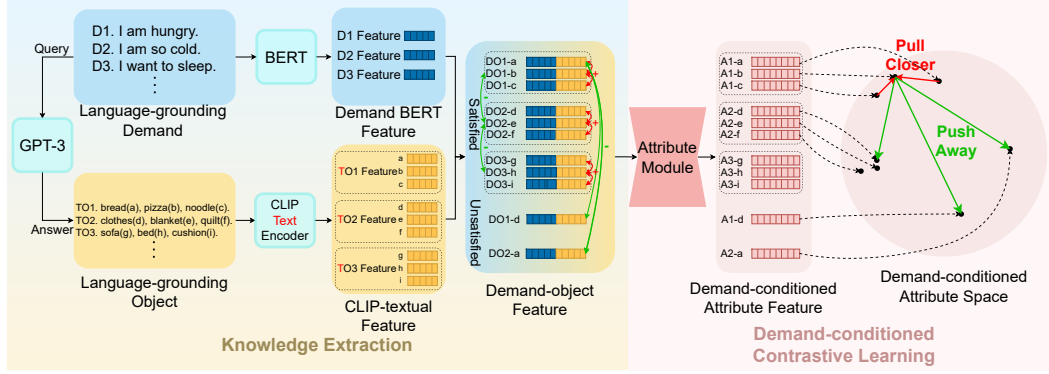


Figure 2: **Textual Attribute Feature Learning.** This diagram illustrates the process for textual attribute feature learning, where BERT and CLIP features are combined via concatenation and the attribute module is trained using contrastive learning. Green arrows and minus signs represent negative sample pairs. Red arrows and plus signs represent positive sample pairs. Models in this blue represent the use of pre-trained weights with frozen parameters.

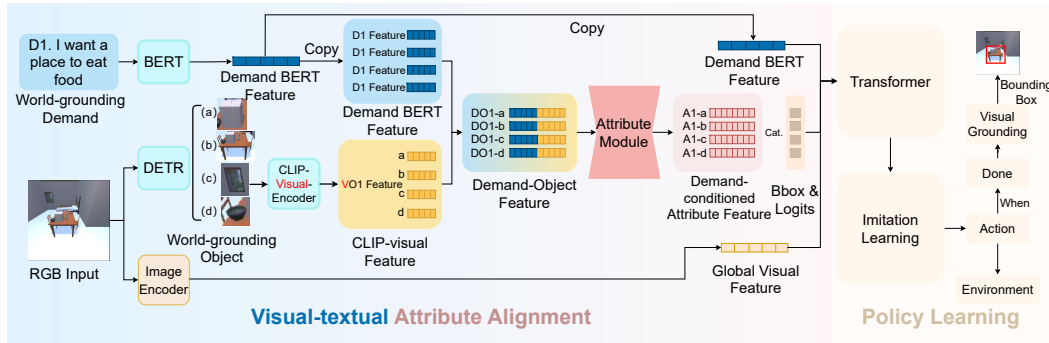


Figure 3: **Policy Learning with Visual Attribute Features.** This diagram illustrates the process for policy learning using visual attribute features, where BERT and CLIP features are combined via concatenation. The demand-conditioned attribute features obtained from the Attribute Module are fed into a transformer model together with BERT features and global image features. Models in blue represent the use of pre-trained models with frozen parameters.

resulting objects called language-grounding objects (LG objects). The LG demands and the LG objects compose the LG mappings. The BERT model is used to encode the LG demand instructions and obtain demand BERT features. The CLIP-Text-Encoder is used to encode LG objects and obtain CLIP-textual features. Then the demand BERT features and CLIP-textual features are concatenated together to obtain demand-object features (these features are named $DO\{X\}-\{Y\}$, with X representing the demand label and Y representing the object label).

Demand-conditioned Contrastive Learning Due to the fact that objects which satisfy the same demand show similar attributes and vice versa, contrastive learning is suitable to be used to train the Attribute Module. The way positive and negative samples in contrast learning are defined is next illustrated using the object and demand satisfaction relationships in Fig. 2: object a, b and c satisfy demand D1, object d, e and f satisfy demand D2, and object g, h and i satisfy demand D3. If two objects can satisfy the same demand, then the two demand-object features corresponding to these two objects and the demand are positive sample pairs. For example, DO1-a and DO1-b is a positive sample pair. There are three categories of negative sample pairs. 1) For the same demand, if one object can satisfy it and the other cannot, the corresponding Dem-Obj features are negative sample pairs. For example, DO1-a and DO1-d is a negative sample pair. 2) For the same object, if it satisfies one demand but not the other, then the corresponding demand-object features are also negative sample pairs. For example, DO1-a and DO2-a is a negative sample pair. 3) The demand-object features with different objects and demands are also negative samples pairs. For example, DO1-a and DO2-c is a

negative sample pair. Then demand-object features are used as the input to the Attribute Module to obtain the demand-conditioned attribute features (named $A\{X\}-\{Y\}$, with X representing the demand label and Y representing the object label). The demand-conditioned attribute features corresponding to positive sample pairs should be as close as possible in the demand-conditioned attribute feature space, and negative sample pairs should be as far away as possible. Therefore InfoNCE Loss [54] is used to train the Attribute Module. We use a 6-layer Transformer Encoder [55] to implement the Attribute Module.

5.2 Textual-Visual Alignment via CLIP

In Sec. 5.1, the demand-conditioned textual attribute features are learned using language-grounding mappings. However, the demand-conditioned textual attribute features are still at the language-level. To address this problem, the CLIP-Semantic-Space is used as a shared space for vision and text to allow the Attribute Module to obtain scene grounding information. The DETR [56] model is first used to segment object patches (referred to as world-grounding objects, WG object) in the field of view during navigation, and then the CLIP-Image-Encoder is used to project these object patches into the CLIP-Semantic-Space to obtain CLIP-Visual features. Both CLIP-visual features and CLIP-textual features are projected to the same CLIP-Semantic-Space, and thus they are aligned. The Demand BERT feature and CLIP-Visual features are concatenated (*i.e.*, demand-object features) and used as inputs to the Attribute Module trained in Sec 5.1. Note that the CLIP-Visual features come from the scene-grounding visual input. Therefore, the demand-conditioned attribute features obtained during navigation involve scene grounding information.

To summarise, in Sec. 5.1, contrast learning and language-grounding mappings generated by GPT-3 are used to allow the Attribute Module to learn to extract demand-conditioned attribute features of objects, which contain **common sense knowledge and human preferences**; in Sec. 5.2, CLIP’s shared visual-textual semantic space is used to enable the Attribute Module to receive **scene-grounding information** during navigation.

5.3 Policy Learning and Visual Grounding Model

The features that are fed to a Transformer [55] are processed in a similar way to VTN [6]. Demand-conditioned features are concatenated with a bounding box and logits and input into a Transformer Encoder, then passed into a Transformer Decoder with Demand BERT features and global visual features (encoded by a pre-trained Vision Transformer [57, 58]). Imitation learning is used to train the proposed model. Approximately 27,000 trajectories generated by the A^* algorithm [59] are collected and used for training.

The Visual Grounding Model (VG model) is essentially a classifier built with a Transformer Encoder. The DETR model is used to segment the object instances on the current image, and then the features of the last layer of DETR for the highest k patches of DETR logits, the global image features encoded by RESNET-18 [60], the Demand BERT features and a CLS token, are combined and fed to the VG model, and then the output features corresponding to the CLS token are used for classification. The VG model is used for all the baselines that perform DDN and the proposed method.

For more details about policy learning, the fine-tuning of the image encoder and DETR, the pipeline and training procedure of the demand-based visual-grounding model, and hyperparameters, please see the supplementary material.

6 Experiments

6.1 Experimental Environment

The AI2Thor simulator and the ProcThor dataset [25] are used to conduct the experiments. Throughout the experiments, 200 scenes in each of ProcThor’s train/validation/test sets are selected for a total of 600 scenes. There are 109 categories of objects that can be used in the environments to satisfy the demand instructions. 200 WG mappings are selected for training and 300 for testing from our collected DDN dataset. The WG mappings used for validation are the same as those used for training. Our experiments can all be done on $2 \times A100$ 40G, 128-core CPU, 192G RAM. To complete training for a main experiment takes 7 days.

Table 1: **Quantitative comparison over baselines and ablations.** NSR: navigation success rate. NSPL: navigation success rate weighted by the path length. SSR: selection success rate. * indicates that the algorithm leverages scene metadata. The parentheses show the sample standard deviation.

Method	Seen Scene						Unseen Scene					
	Seen Instruction			Unseen Instruction			Seen Instruction			Unseen Instruction		
	NSR	NSPL	SSR	NSR	NSPL	SSR	NSR	NSPL	SSR	NSR	NSPL	SSR
Random-object	2.3(1.1)	2.3(1.1)	-	-	-	-	2.3(0.65)	2.3(0.65)	-	-	-	-
VTN-object	4.9(1.1)	4.9(1.1)	-	-	-	-	3.6(1.2)	3.3(1.0)	-	-	-	-
ZSON-object	4.4(0.34)	2.9(0.25)	-	-	-	-	2.1(0.3)	1.9(0.38)	-	-	-	-
Random-demand	5.2(0.72)	2.6(0.66)	3.0(0.93)	3.7(0.76)	2.6(0.24)	2.3(0.63)	4.8(0.48)	3.3(0.41)	2.8(0.81)	3.5(0.18)	1.9(0.15)	1.4(0.7)
VTN-demand	6.3(1.7)	4.2(1.3)	3.2(1.3)	5.2(0.83)	3.1(0.75)	2.8(0.91)	5.0(1.0)	3.2(1.1)	2.8(1.2)	6.6(0.92)	4.0(1.6)	3.3(1.0)
VTN-GPT*	1.6(1.1)	0.5(0.70)	0(0)	1.4(0.65)	0.4(0.57)	0.5(0.35)	1.3(0.76)	0.2(0.20)	0.3(0.44)	0.9(0.42)	0.4(0.34)	0.5(0.35)
ZSON-demand	4.2(1.2)	2.7(0.78)	1.9(1.1)	4.6(2.0)	3.1(1.3)	2.0(0.60)	4.1(0.65)	2.9(0.24)	1.2(0.45)	3.5(0.61)	2.4(0.75)	1.1(0.65)
ZSON-GPT	4.0(2.5)	1.1(2.4)	0.3(0.27)	3.6(2.6)	1.9(2.6)	0.3(0.27)	2.5(1.2)	0.7(0.44)	0.2(0.27)	3.2(1.2)	0.9(0.15)	0.2(0.27)
GPT-3+Prompt*	0.3	0.01	0	0.3	0.01	0	0.3	0.01	0	0.3	0.01	0
MiniGPT-4	2.9	2.0	2.5	2.9	2.0	2.5	2.9	2.0	2.5	2.9	2.0	2.5
Ours w/o attr	13.1(3.5)	5.6(1.6)	4.8(2.0)	13.8(2.8)	6.2(1.8)	5.3(2.3)	12.7(1.5)	5.7(0.98)	6.3(2.5)	11.8(0.58)	5.8(0.57)	3.6(0.29)
Ours	21.5(3.0)	9.8(1.1)	7.5(1.3)	19.3(3.3)	9.4(1.8)	4.5(1.8)	14.2(2.7)	6.4(1.0)	5.7(1.8)	16.1(1.5)	8.4(1.1)	6(1.2)

6.2 Evaluation Method and Metrics

A closed-vocabulary object navigation algorithm, VTN [6], and an open-vocabulary object navigation algorithm, ZSON [11], are chosen as the original VON baselines. To fit these baselines to the proposed DDN task, several modifications are made to the algorithms as follows and the results are shown in the form of a postfix shown in Tab. 5.3. The **object** suffix means that the algorithm will be used directly for VON tasks (109 object categories are used as targets) without modification. The **demand** suffix means the original one-hot vectors (closed-vocabulary) or word vectors (open-vocabulary) are replaced with the demand BERT features. The **GPT** suffix means that the GPT-generated language-grounding objects are used as the parsing of the demand instruction, and then the parsing results are used as the input for object navigation. These VON baselines and their variants should demonstrate the difficulty of the DDN task and the fact that DDN tasks are not easily solved by utilising language models for reasoning. Finally, six variants of the VON algorithm are introduced: VTN-object, VTN-demand, VTN-GPT, ZSON-object, ZSON-demand, ZSON-GPT. The popular large language model **GPT-3** and the open source multi-modal large language model **MiniGPT-4** are also used. GPT-3 and MiniGPT-4’s test results, should provide insight into the strengths and weaknesses of large language models for scene-level tasks. **Random** (*i.e.*, randomly select an action in the action space) is also used as a baseline for comparing the performance of the VON algorithm with their variants.

The VTN-object, VTN-GPT, and VTN-demand algorithms are trained using the same collected trajectory as our method. * indicates that the algorithm leverages environmental metadata. Navigation success rate, navigation SPL [61], and selection success rate are used as metrics for comparison. For more details on metrics and baselines (about the metadata usage of the algorithms, prompts used in GPT-3 and MiniGPT-4, etc), please see the supplementary materials.

6.3 Baseline Comparison and Ablation

Detailed and thorough experiments are conducted to demonstrate the difficulty of the DDN task for the VON baselines and the superiority of the proposed method, shown in Tab. 5.3.

Both **VTN-object** and **ZSON-object** perform marginally better than **Random-object**, primarily because 109 object categories are chosen as target objects here, which is about 17 times more than in Habitat Challenge 2023 [41], making VON more challenging. It is expected that the DDN task can alleviate the increased difficulty in finding objects when the variety of objects increases.

The results of **VTN-demand** are slightly better than **Random-demand**, indicating that **VTN-demand** has learned to some extent the ability to infer multiple potential target objects simultaneously. However, **ZSON-demand** has lower performance than **Random-demand**. Considering that **ZSON-demand** uses CLIP for visual and text alignment, this lower result indicates that CLIP does not perform well on alignment between instructions and objects. **VTN-GPT** and **ZSON-GPT** demonstrate very poor performance. This is likely to be due to the fact that the language-grounding objects given by GPT-3 have a high likelihood not to be present in the current environment, which leads to a meaningless search by the agent. **VTN-GPT** and **ZSON-GPT** also show that converting DDN to VON through a pre-defined mapping between instructions to objects is not effective.

The performance of **GPT-3+Prompt** is significantly lower than **Random-demand**. This lack of performance is due to the lack of visual input to the **GPT-3+Prompt** method and relying only on manual image descriptions resulting in insufficient perception of the scene. Moreover, during the experiment, it is observed that **GPT-3+Prompt** rarely performs the Done action, and approximately 80% of the failures are due to exceeding the step limit, suggesting that **GPT-3+Prompt** lacks the ability to explore the environment which leads to its inability to discover objects that can satisfy the given demand. With visual inputs, **MiniGPT-4** outperforms **GPT-3+Prompt** despite its relatively small model size, indicating that visual perception (*i.e.*, scene grounding information) is of high significance in scene-level tasks. **MiniGPT-4** still does not perform as well as **Random-demand**. By observing **MiniGPT-4**'s trajectories, two characteristics are noticed: 1) the agent tends to turn its body left and right in the original place and turn the camera up and down, and does not often move; 2) the selection success rate is very close to the navigation success rate. It is therefore considered that **MiniGPT-4**'s task strategy is as follows: observe the scene in place and then choose to perform the Done action if the agent identifies objects in sight that can satisfy the demand, and output the selected object. By the fact that the selection success and navigation success rates are close, it can be found that **MiniGPT-4** satisfactorily recognises the semantics of objects and infers whether they meet the user's demand. However, the low navigation success rate implies that **MiniGPT-4** cannot determine whether the distance between it and the object is less than the threshold value c_{navi} .

Ours surpasses all baselines. The Attribute Module turns multi-object-target goal search into single-attribute-target search, which makes the agent no longer need to find potentially different objects in the face of the same demand instruction, but consistent attribute goals. The consistency between demands and attributes reduces the policy learning difficulty. Good generalisation of the proposed method for unseen instructions is also found, which indicates that on the one hand, BERT represents the demand instruction well, and on the other hand, the Attribute Module extracts generalised attribute features from LLMs and LLMs provide sufficient common sense knowledge and interpretation of human preferences for the Attribute Module to learn. The ablation experiment (**Ours w/o attr** means that the Attribute Module not pre-trained via contrastive learning, but directly policy learning) shows that our proposed Attribute Module has a significant improvement to performance. Once the common sense knowledge extracted from the LLMs is lost, the Attribute Module can only learn the association between attributes and instructions from the sparse navigation signals of imitation learning. However, **Ours w/o attr** still surpasses all baselines (including VTN with a similar model structure), which is probably due to the fact that the object semantic information [62] contained in the CLIP-visual features helps the Attribute Module to understand the demand instructions and learn the relationship between objects and instructions to some extent through imitation learning.

7 Conclusion and Discussion

This paper proposes Demand-driven Navigation which requires an agent to locate an object within the current environment to satisfy a user's demand. The DDN task presents new challenges for embodied agents, which rely heavily on reasoning with common sense knowledge, human preferences and scene grounding information. The existing VON methods are modified to fit to the proposed DDN task and they have not been found to have satisfactory performance on the DDN task. The LLM GPT-3 and the open source MM-LLM, MiniGPT-4 also show some drawbacks on the DDN task, such as being unable to determine the distance between the object and the agent from visual inputs. This paper proposes to learn demand-conditioned object attribute features from LLMs and align them to visual navigation via CLIP. Such attribute features not only contain common sense knowledge and human preferences from LLMs, but also obtain the scene grounding information obtained from CLIP. Moreover, the attribute features are consistent across objects (as long as they satisfy the same demand), reducing the complexity of policy learning. Experimental results on AI2thor with the ProcThor dataset demonstrate that the proposed method is effective and outperforms the baselines.

Limitations and Broader Societal Impacts As we do not have access to GPT-4 with visual inputs and PaLM-E, we can only use the open source MM-LLM (*i.e.*, MiniGPT-4) to test on the proposed DDN task, so we only have the possibility to conjecture the strengths and weaknesses of MM-LLMs on our task from the performance of MiniGPT-4. We expect that our work will advance the performance of MM-LLMs on scenario-level tasks. The proposed DDN task is in the field of visual navigation for finding objects that satisfy human demands. To the best of our knowledge, there are no observable adverse effects on society.

References

- [1] F. Zhu, X. Liang, Y. Zhu, Q. Yu, X. Chang, and X. Liang, “Soon: Scenario oriented object navigation with graph-based exploration,” in *Proceedings of the IEEE/CVF Conference on Computer Vision and Pattern Recognition*, 2021, pp. 12 689–12 699.
- [2] A. Staroverov, D. A. Yudin, I. Belkin, V. Adeshkin, Y. K. Solomentsev, and A. I. Panov, “Real-time object navigation with deep neural networks and hierarchical reinforcement learning,” *IEEE Access*, vol. 8, pp. 195 608–195 621, 2020.
- [3] D. S. Chaplot, D. P. Gandhi, A. Gupta, and R. R. Salakhutdinov, “Object goal navigation using goal-oriented semantic exploration,” *Advances in Neural Information Processing Systems*, vol. 33, pp. 4247–4258, 2020.
- [4] H. Du, X. Yu, and L. Zheng, “Learning object relation graph and tentative policy for visual navigation,” in *Computer Vision–ECCV 2020: 16th European Conference, Glasgow, UK, August 23–28, 2020, Proceedings, Part VII 16*. Springer, 2020, pp. 19–34.
- [5] S. Y. Gadre, M. Wortsman, G. Ilharco, L. Schmidt, and S. Song, “Clip on wheels: Zero-shot object navigation as object localization and exploration,” *arXiv preprint arXiv:2203.10421*, 2022.
- [6] H. Du, X. Yu, and L. Zheng, “Vtnet: Visual transformer network for object goal navigation,” in *International Conference on Learning Representations*.
- [7] A. Pal, Y. Qiu, and H. Christensen, “Learning hierarchical relationships for object-goal navigation,” in *Conference on Robot Learning*. PMLR, 2021, pp. 517–528.
- [8] Y. Qiu, A. Pal, and H. I. Christensen, “Learning hierarchical relationships for object-goal navigation,” *arXiv preprint arXiv:2003.06749*, 2020.
- [9] S. K. Ramakrishnan, D. S. Chaplot, Z. Al-Halah, J. Malik, and K. Grauman, “Poni: Potential functions for objectgoal navigation with interaction-free learning,” in *Proceedings of the IEEE/CVF Conference on Computer Vision and Pattern Recognition*, 2022, pp. 18 890–18 900.
- [10] S. Wani, S. Patel, U. Jain, A. Chang, and M. Savva, “Multion: Benchmarking semantic map memory using multi-object navigation,” *Advances in Neural Information Processing Systems*, vol. 33, pp. 9700–9712, 2020.
- [11] A. Majumdar, G. Aggarwal, B. S. Devnani, J. Hoffman, and D. Batra, “Zson: Zero-shot object-goal navigation using multimodal goal embeddings,” in *Advances in Neural Information Processing Systems*.
- [12] Q. Zhao, L. Zhang, B. He, H. Qiao, and Z. Liu, “Zero-shot object goal visual navigation,” *arXiv preprint arXiv:2206.07423*, 2022.
- [13] W. Yang, X. Wang, A. Farhadi, A. Gupta, and R. Mottaghi, “Visual semantic navigation using scene priors,” in *7th International Conference on Learning Representations, ICLR 2019, New Orleans, LA, USA, May 6-9, 2019*. OpenReview.net, 2019. [Online]. Available: <https://openreview.net/forum?id=HJeRkh05Km>
- [14] D. S. Kiran, K. Anand, C. Kharyal, G. Kumar, N. Gireesh, S. Banerjee, R. D. Roychoudhury, M. Sridharan, B. Bhowmick, and M. Krishna, “Spatial relation graph and graph convolutional network for object goal navigation,” in *2022 IEEE 18th International Conference on Automation Science and Engineering (CASE)*. IEEE, 2022, pp. 1392–1398.
- [15] J. Guo, Z. Lu, T. Wang, W. Huang, and H. Liu, “Object goal visual navigation using semantic spatial relationships,” in *Artificial Intelligence: First CAAI International Conference, CICA I 2021, Hangzhou, China, June 5–6, 2021, Proceedings, Part I*. Springer, 2022, pp. 77–88.
- [16] E. Kolve, R. Mottaghi, W. Han, E. VanderBilt, L. Weihs, A. Herrasti, D. Gordon, Y. Zhu, A. Gupta, and A. Farhadi, “AI2-THOR: An Interactive 3D Environment for Visual AI,” *arXiv*, 2017.

- [17] M. Savva, A. Kadian, O. Maksymets, Y. Zhao, E. Wijmans, B. Jain, J. Straub, J. Liu, V. Koltun, J. Malik, D. Parikh, and D. Batra, “Habitat: A Platform for Embodied AI Research,” in *Proceedings of the IEEE/CVF International Conference on Computer Vision (ICCV)*, 2019.
- [18] A. Szot, A. Clegg, E. Undersander, E. Wijmans, Y. Zhao, J. Turner, N. Maestre, M. Mukadam, D. Chaplot, O. Maksymets, A. Gokaslan, V. Vondrus, S. Dharur, F. Meier, W. Galuba, A. Chang, Z. Kira, V. Koltun, J. Malik, M. Savva, and D. Batra, “Habitat 2.0: Training home assistants to rearrange their habitat,” in *Advances in Neural Information Processing Systems (NeurIPS)*, 2021.
- [19] E. B. Goldstein, *Cognitive psychology: Connecting mind, research and everyday experience*. Cengage Learning, 2014.
- [20] J. Kuhl, “Motivation and information processing: A new look at decision making, dynamic change, and action control.” 1986.
- [21] M. Van Der Meer, Z. Kurth-Nelson, and A. D. Redish, “Information processing in decision-making systems,” *The Neuroscientist*, vol. 18, no. 4, pp. 342–359, 2012.
- [22] J. S. Brown, *Motivation of behavior*. Prabhat Prakashan, 1961.
- [23] T. Brown, B. Mann, N. Ryder, M. Subbiah, J. D. Kaplan, P. Dhariwal, A. Neelakantan, P. Shyam, G. Sastry, A. Askell *et al.*, “Language models are few-shot learners,” *Advances in neural information processing systems*, vol. 33, pp. 1877–1901, 2020.
- [24] A. Radford, J. W. Kim, C. Hallacy, A. Ramesh, G. Goh, S. Agarwal, G. Sastry, A. Askell, P. Mishkin, J. Clark *et al.*, “Learning transferable visual models from natural language supervision,” in *International conference on machine learning*. PMLR, 2021, pp. 8748–8763.
- [25] M. Deitke, E. VanderBilt, A. Herrasti, L. Weihs, J. Salvador, K. Ehsani, W. Han, E. Kolve, A. Farhadi, A. Kembhavi, and R. Mottaghi, “ProcTHOR: Large-Scale Embodied AI Using Procedural Generation,” in *NeurIPS*, 2022, outstanding Paper Award.
- [26] D. Zhu, J. Chen, X. Shen, X. Li, and M. Elhoseiny, “Minigpt-4: Enhancing vision-language understanding with advanced large language models,” *arXiv preprint arXiv:2304.10592*, 2023.
- [27] Y. Qi, Z. Pan, S. Zhang, A. van den Hengel, and Q. Wu, “Object-and-action aware model for visual language navigation,” in *Computer Vision—ECCV 2020: 16th European Conference, Glasgow, UK, August 23–28, 2020, Proceedings, Part X 16*. Springer, 2020, pp. 303–317.
- [28] A. Pashevich, C. Schmid, and C. Sun, “Episodic transformer for vision-and-language navigation,” in *Proceedings of the IEEE/CVF International Conference on Computer Vision*, 2021, pp. 15 942–15 952.
- [29] R. Hu, D. Fried, A. Rohrbach, D. Klein, T. Darrell, and K. Saenko, “Are you looking? grounding to multiple modalities in vision-and-language navigation,” in *Proceedings of the 57th Annual Meeting of the Association for Computational Linguistics*, 2019, pp. 6551–6557.
- [30] A. Majumdar, A. Shrivastava, S. Lee, P. Anderson, D. Parikh, and D. Batra, “Improving vision-and-language navigation with image-text pairs from the web,” in *Computer Vision—ECCV 2020: 16th European Conference, Glasgow, UK, August 23–28, 2020, Proceedings, Part VI 16*. Springer, 2020, pp. 259–274.
- [31] P.-L. Guhur, M. Tapaswi, S. Chen, I. Laptev, and C. Schmid, “Airbert: In-domain pretraining for vision-and-language navigation,” in *Proceedings of the IEEE/CVF International Conference on Computer Vision*, 2021, pp. 1634–1643.
- [32] C.-W. Kuo, C.-Y. Ma, J. Hoffman, and Z. Kira, “Structure-encoding auxiliary tasks for improved visual representation in vision-and-language navigation,” in *Proceedings of the IEEE/CVF Winter Conference on Applications of Computer Vision*, 2023, pp. 1104–1113.
- [33] H. Huang, V. Jain, H. Mehta, A. Ku, G. Magalhaes, J. Baldrige, and E. Ie, “Transferable representation learning in vision-and-language navigation,” in *Proceedings of the IEEE/CVF International conference on Computer Vision*, 2019, pp. 7404–7413.

- [34] D. Shah, B. Osinski, S. Levine *et al.*, “Lm-nav: Robotic navigation with large pre-trained models of language, vision, and action,” in *Conference on Robot Learning*. PMLR, 2023, pp. 492–504.
- [35] C. Chen, U. Jain, C. Schissler, S. V. A. Gari, Z. Al-Halah, V. K. Ithapu, P. Robinson, and K. Grauman, “Soundspaces: Audio-visual navigation in 3d environments,” in *Computer Vision—ECCV 2020: 16th European Conference, Glasgow, UK, August 23–28, 2020, Proceedings, Part VI 16*. Springer, 2020, pp. 17–36.
- [36] C. Chen, S. Majumder, Z. Al-Halah, R. Gao, S. K. Ramakrishnan, and K. Grauman, “Learning to set waypoints for audio-visual navigation,” *arXiv preprint arXiv:2008.09622*, 2020.
- [37] C. Chen, Z. Al-Halah, and K. Grauman, “Semantic audio-visual navigation,” in *Proceedings of the IEEE/CVF Conference on Computer Vision and Pattern Recognition*, 2021, pp. 15 516–15 525.
- [38] C. Gan, Y. Zhang, J. Wu, B. Gong, and J. B. Tenenbaum, “Look, listen, and act: Towards audio-visual embodied navigation,” in *2020 IEEE International Conference on Robotics and Automation (ICRA)*. IEEE, 2020, pp. 9701–9707.
- [39] Y. Yu, W. Huang, F. Sun, C. Chen, Y. Wang, and X. Liu, “Sound adversarial audio-visual navigation,” *arXiv preprint arXiv:2202.10910*, 2022.
- [40] H. Wang, Y. Wang, F. Zhong, M. Wu, J. Zhang, Y. Wang, and H. Dong, “Learning semantic-agnostic and spatial-aware representation for generalizable visual-audio navigation,” *IEEE Robotics and Automation Letters*, 2023.
- [41] K. Yadav, J. Krantz, R. Ramrakhya, S. K. Ramakrishnan, J. Yang, A. Wang, J. Turner, A. Gokaslan, V.-P. Berges, R. Mootaghi, O. Maksymets, A. X. Chang, M. Savva, A. Clegg, D. S. Chaplot, and D. Batra, “Habitat challenge 2023,” <https://aihabitat.org/challenge/2023/>, 2023.
- [42] OpenAI, “Gpt-4 technical report,” 2023.
- [43] J. D. M.-W. C. Kenton and L. K. Toutanova, “Bert: Pre-training of deep bidirectional transformers for language understanding,” in *Proceedings of NAACL-HLT*, 2019, pp. 4171–4186.
- [44] A. Chowdhery, S. Narang, J. Devlin, M. Bosma, G. Mishra, A. Roberts, P. Barham, H. W. Chung, C. Sutton, S. Gehrmann *et al.*, “Palm: Scaling language modeling with pathways,” *arXiv preprint arXiv:2204.02311*, 2022.
- [45] R. Thoppilan, D. De Freitas, J. Hall, N. Shazeer, A. Kulshreshtha, H.-T. Cheng, A. Jin, T. Bos, L. Baker, Y. Du *et al.*, “Lamda: Language models for dialog applications,” *arXiv preprint arXiv:2201.08239*, 2022.
- [46] Z. Wang, S. Cai, A. Liu, X. Ma, and Y. Liang, “Describe, explain, plan and select: Interactive planning with large language models enables open-world multi-task agents,” *arXiv preprint arXiv:2302.01560*, 2023.
- [47] A. Brohan, Y. Chebotar, C. Finn, K. Hausman, A. Herzog, D. Ho, J. Ibarz, A. Irpan, E. Jang, R. Julian *et al.*, “Do as i can, not as i say: Grounding language in robotic affordances,” in *Conference on Robot Learning*. PMLR, 2023, pp. 287–318.
- [48] D. Driess, F. Xia, M. S. M. Sajjadi, C. Lynch, A. Chowdhery, B. Ichter, A. Wahid, J. Tompson, Q. Vuong, T. Yu, W. Huang, Y. Chebotar, P. Sermanet, D. Duckworth, S. Levine, V. Vanhoucke, K. Hausman, M. Toussaint, K. Greff, A. Zeng, I. Mordatch, and P. Florence, “Palm-e: An embodied multimodal language model,” in *arXiv preprint arXiv:2303.03378*, 2023.
- [49] W. Huang, F. Xia, T. Xiao, H. Chan, J. Liang, P. Florence, A. Zeng, J. Tompson, I. Mordatch, Y. Chebotar *et al.*, “Inner monologue: Embodied reasoning through planning with language models,” in *6th Annual Conference on Robot Learning*.
- [50] I. Singh, V. Blukis, A. Mousavian, A. Goyal, D. Xu, J. Tremblay, D. Fox, J. Thomason, and A. Garg, “Progprompt: Generating situated robot task plans using large language models,” in *Workshop on Language and Robotics at CoRL 2022*.

- [51] D. Shah, B. Eysenbach, G. Kahn, N. Rhinehart, and S. Levine, “Ving: Learning open-world navigation with visual goals,” in *2021 IEEE International Conference on Robotics and Automation (ICRA)*. IEEE, 2021, pp. 13 215–13 222.
- [52] H. Rezatofighi, N. Tsoi, J. Gwak, A. Sadeghian, I. Reid, and S. Savarese, “Generalized intersection over union: A metric and a loss for bounding box regression,” in *2019 IEEE/CVF Conference on Computer Vision and Pattern Recognition (CVPR)*, 2019, pp. 658–666.
- [53] J. Straub, T. Whelan, L. Ma, Y. Chen, E. Wijmans, S. Green, J. J. Engel, R. Mur-Artal, C. Ren, S. Verma, A. Clarkson, M. Yan, B. Budge, Y. Yan, X. Pan, J. Yon, Y. Zou, K. Leon, N. Carter, J. Briales, T. Gillingham, E. Mueggler, L. Pesqueira, M. Savva, D. Batra, H. M. Strasdat, R. D. Nardi, M. Goesele, S. Lovegrove, and R. Newcombe, “The Replica dataset: A digital replica of indoor spaces,” *arXiv preprint arXiv:1906.05797*, 2019.
- [54] A. v. d. Oord, Y. Li, and O. Vinyals, “Representation learning with contrastive predictive coding,” *arXiv preprint arXiv:1807.03748*, 2018.
- [55] A. Vaswani, N. Shazeer, N. Parmar, J. Uszkoreit, L. Jones, A. N. Gomez, Ł. Kaiser, and I. Polosukhin, “Attention is all you need,” *Advances in neural information processing systems*, vol. 30, 2017.
- [56] N. Carion, F. Massa, G. Synnaeve, N. Usunier, A. Kirillov, and S. Zagoruyko, “End-to-end object detection with transformers,” in *Computer Vision—ECCV 2020: 16th European Conference, Glasgow, UK, August 23–28, 2020, Proceedings, Part I 16*. Springer, 2020, pp. 213–229.
- [57] A. Dosovitskiy, L. Beyer, A. Kolesnikov, D. Weissenborn, X. Zhai, T. Unterthiner, M. Dehghani, M. Minderer, G. Heigold, S. Gelly *et al.*, “An image is worth 16x16 words: Transformers for image recognition at scale,” *arXiv preprint arXiv:2010.11929*, 2020.
- [58] K. He, X. Chen, S. Xie, Y. Li, P. Dollár, and R. Girshick, “Masked autoencoders are scalable vision learners,” in *Proceedings of the IEEE/CVF Conference on Computer Vision and Pattern Recognition*, 2022, pp. 16 000–16 009.
- [59] P. E. Hart, N. J. Nilsson, and B. Raphael, “A formal basis for the heuristic determination of minimum cost paths,” *IEEE Transactions on Systems Science and Cybernetics*, vol. 4, no. 2, pp. 100–107, 1968.
- [60] K. He, X. Zhang, S. Ren, and J. Sun, “Deep residual learning for image recognition,” in *2016 IEEE Conference on Computer Vision and Pattern Recognition (CVPR)*, 2016, pp. 770–778.
- [61] P. Anderson, A. Chang, D. S. Chaplot, A. Dosovitskiy, S. Gupta, V. Koltun, J. Kosecka, J. Malik, R. Mottaghi, M. Savva *et al.*, “On evaluation of embodied navigation agents,” *arXiv preprint arXiv:1807.06757*, 2018.
- [62] A. Khandelwal, L. Weihs, R. Mottaghi, and A. Kembhavi, “Simple but effective: Clip embeddings for embodied ai,” in *Proceedings of the IEEE/CVF Conference on Computer Vision and Pattern Recognition*, 2022, pp. 14 829–14 838.
- [63] L. Van der Maaten and G. Hinton, “Visualizing data using t-sne.” *Journal of machine learning research*, vol. 9, no. 11, 2008.
- [64] J. Schulman, F. Wolski, P. Dhariwal, A. Radford, and O. Klimov, “Proximal policy optimization algorithms,” *arXiv preprint arXiv:1707.06347*, 2017.

8 Supplementary Material

This section will elaborate on some details. The table of contents is as follows.

- Demand-Driven Navigation Dataset 8.1
 - Generation Process 8.1.1
 - Statistical Features 8.1.2
- Demand-Driven Navigation Method 8.2
 - Textual Attribute Feature Learning 8.2.1
 - * Language-grounding Mappings 8.2.1
 - * t-SNE of Demand-conditioned Attribute Feature 8.2.1
 - Policy Learning 8.2.2
 - * Pipeline in Transformer 8.2.2
 - * Trajectory Collection 8.2.2
 - * Demand-based Visual Grounding Model 8.2.2
 - Model Pre-training and Fine-tuning(8.2.3
 - * Image Encoder: Vision Transformer 8.2.3
 - * DETR 8.2.3
- Experiments 8.3
 - Metrics 8.3.1
 - Baselines 8.3.2
 - * VTN-object, VTN-demand, VTN-GPT 8.3.2
 - * ZSON-object, ZSON-demand, ZSON-GPT 8.3.2
 - * GPT-3+Prompt, MiniGPT-3 8.3.2
- Ethics 8.4

8.1 Demand-Driven Navigation Dataset

8.1.1 Generation Process

In order to generate the world-grounding mappings, which is referred to as the DDN dataset, for the room dataset used in our experiments, we utilise Prompts Engineering and query GPT-3 with the prompts provided below.

I have some objects. Here are the list of them.
object₁, object₂, object₃.....
Question: What human demand can these objects satisfy?
Tips: Please follow the format of these examples shown below. A demand can be satisfied by different objects. These objects are interchangeable with each other. Objects must strictly meet demand. If there are multiple objects that satisfy the demand, separate them with commas.
Examples:
Apple, Egg: I am so hungry. Please give me some food.
Bed, Sofa, Stool, Armchair: I am tired and need a place to rest.
Microwave: I wish to heat up the food.
Safe: I hope to find a place to store my valuables.

After using Prompts Engineering to query GPT-3, the objects and corresponding demands are outputted in the format of our given examples, and subsequently saved as a JSON file in dictionary format. Since the world-grounding mappings generated by GPT-3 are occasionally inaccurate, all authors perform manual filtration and supplementation. Inclusion of objects in the final world-grounding mappings is determined by agreement amongst all authors regarding its ability to satisfy a demand. Here are some of the generated world-grounding mappings:

- “I would like to know what time it is.”: “AlarmClock”, “CellPhone”, “Laptop”, “Desktop”, “Watch”
- “I need a container to store liquids.”: “Bottle”, “Mug”, “Cup”, “WineBottle”, “Kettle”
- “I am hungry, please give me something to eat with.”: “Apple”, “Egg”, “Potato”, “Tomato”, “Lettuce”, “Bread”
- “I need a device to access the internet.”: “Laptop”, “Desktop”, “CellPhone”
- “I want a comfortable chair to sit on.”: “ArmChair”, “Chair”, “Sofa”

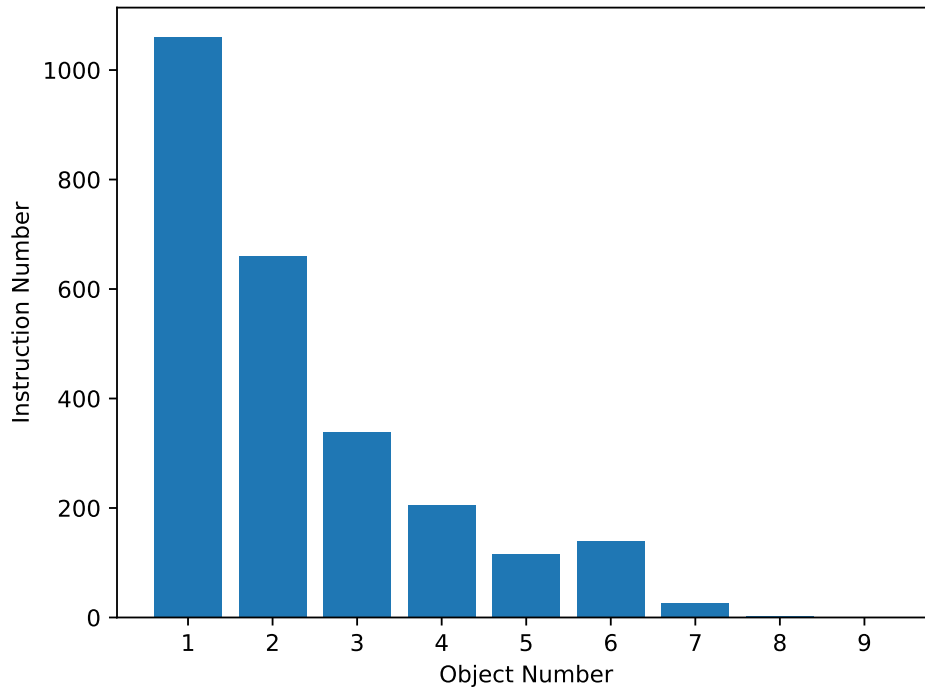


Figure 4: **Number of Objects to Satisfy for Each Instruction.** Our dataset consists of approximately 1000 instructions that can be fulfilled using only a single object, while around 600 instructions require the use of two objects. Moreover, 60% of the world-grounding mappings indicate that demand instructions require two or more objects. On average, each instruction can be satisfied by 2.3 objects.

8.1.2 Statistical Features

We conduct a statistical analysis on the world-grounding mappings we obtained, revealing an average demand instruction length of 7.5 words. Each instruction can be satisfied by an average of 2.3 objects. For more information on the number of objects needed to satisfy an instruction, please refer to Figure 4. Each object is capable of satisfying an average of 51.3 instructions. For more information on the number of instructions satisfied by each object, please refer to Figure 5. To create a word cloud, we select the 100 most frequently occurring words within the demand instructions, where a larger font size indicates higher frequency of occurrence, as shown in Figure 6. From the word cloud, we notice frequent occurrences of “I”, “my”, and “need”, indicating that the demand instructions generated are based on user demands and not solely on the presence of objects in the environment. The word “something” also appears frequently, suggesting inference is required to determine the desired object for many demand instructions.

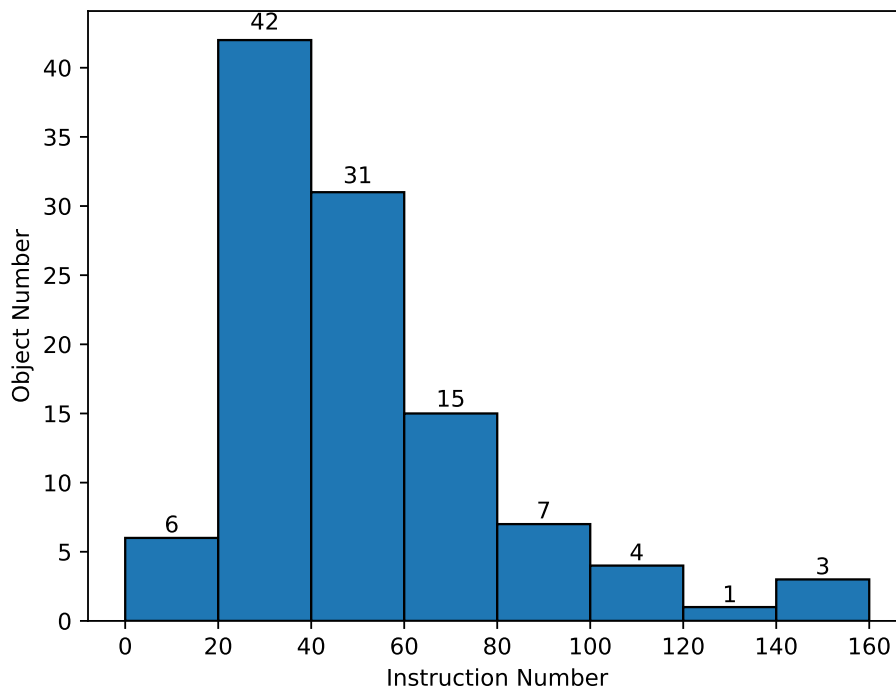


Figure 5: **Number of Instruction Satisfied by Each Object.** Our dataset indicates that there are six objects capable of fulfilling between 0 and 20 instructions, with 42 objects that can satisfy 20 to 40 instructions, and 31 objects capable of satisfying 40 to 60 instructions. On average, each object is able to fulfil 51.3 instructions.

8.2 Demand-Driven Navigation Method

8.2.1 Textual Attribute Feature Learning

Language-grounding Mappings In the case of demand instructions, there is no difference between world-grounding demand and language-grounding demand because they are both generated by GPT-3 and are independent of the environment. The key to distinguishing between world-grounding and language-grounding mappings is whether or not the objects in the mapping are environment-specific. Therefore, we do not generate language-grounding demands for attribute learning but use world-grounding demands that do not appear in the training and testing as language-grounding demands (we generate a total of about 2600 world-grounding mappings, but only 200 are selected for training and 300 for generalisability testing). For each language-grounding demand instruction, we generate ten objects that can satisfy it using GPT-3 (*i.e.*, language-grounding mappings). Here are some language-grounding mapping examples:

- “I want a comfortable chair to sit on.”: “ Armchair”, “ Recliner”, “ Rocking chair”, “ Bean bag chair”, “ Chaise Lounge ”, “ Glider chair ”, “ Papasan chair”, “ Egg chair”, “ Swivel chair”, “ Multi-position chair”
- “I need something to listen to music.”: “ Mobile Phone”, “ laptop”, “ Tablet”, “ Streaming Radio”, “ Portable CD Player”, “ Vinyl Record Player”, “ Portable MP3 Player”, “ Car Stereo”, “ Smartwatch”, “ Portable Speaker”
- “I want something to toast bread with.”: “ Toaster”, “ Toaster oven”, “ Convection oven”, “ Microwave oven”, “ Sandwich press”, “ George Foreman grill”, “ Panini press”, “ Cast iron skillet”, “ Electric griddle”, “ Hearth oven”

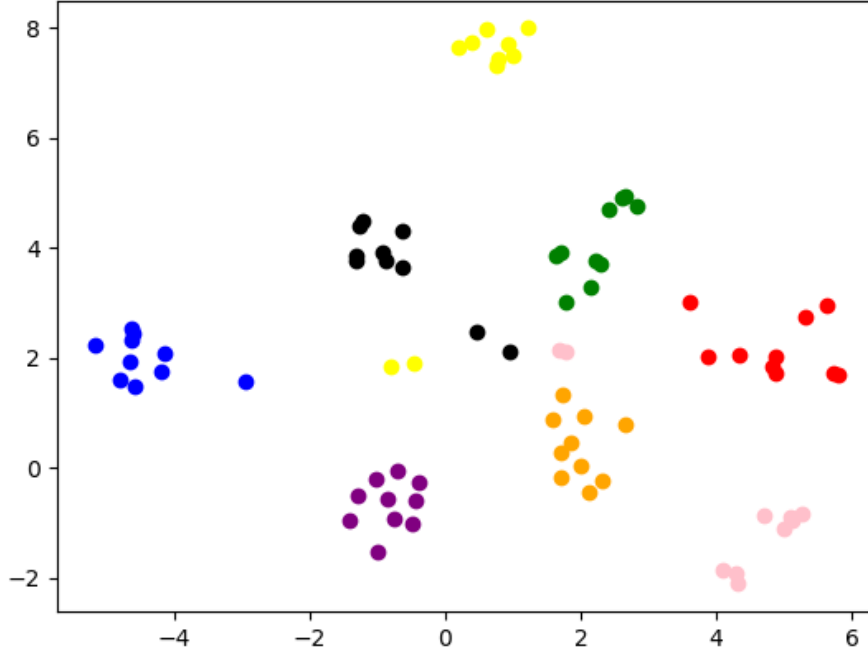


Figure 7: **t-SNE of Demand-conditioned Attribute Features (Positive Samples)**. To project the demand-conditioned attribute features into a 2-D space, we utilise t-SNE. Each demand is represented by a distinct colour, with different objects capable of satisfying the same demand being represented as different points, although corresponding to the same colour. We can observe that points of the same colour cluster together, indicating that they possess similar attributes.

Concatenating the 512-D transformer-output features with the prior time-step’s action embedding (16-D vector) prepares the feature set for processing by a 2-layer LSTM. The resulting LSTM-output feature (1024-D) is then leveraged to predict the action.

Trajectory Collection For every instruction in each chosen ProcThor training set room, we generate three diverse trajectories. These trajectories, which incorporate an A* algorithm [59] for planning a path approaching the object, save each RGB frame while traversing towards the target object. Additionally, other key information, such as the bounding box and initial position in the concluding step, are also recorded. In total, we acquire roughly 27,000 trajectories, with an average of 27.16 frames per trajectory for the training dataset, and roughly 3,000 trajectories, with an average of 26.18 frames per trajectory, for the validation dataset. Refer to Fig. 9 for an illustration of the trajectory length distribution.

Demand-based Visual Grounding Model We implement the Visual Grounding Model using a 6-layer Transformer Encoder. To begin, we select the k bounding boxes with the highest logits in DETR and obtain their last-layer DETR features (256-D vector), where k equals 16. We concatenate these k last-layer DETR features with their respective bounding boxes (4-D vector) and logits (2-D vector), and pass this concatenated vector through a fully connected network. The output of the network consists of k 1024-D DETR features. To obtain global image features (1024-D vector), we use a RESNET18 [60] and a 2-layer fully connected network. We then concatenate the k 1024-D DETR features, a 1024-D global image feature, a 1024-D demand BERT feature, and a 1024-D CLS token into $k + 3$ 1024-D features. We feed this concatenated vector into a Transformer Encoder. Finally, we use the CLS token for classification, where we select which of the k bounding boxes (the k bounding boxes with the highest logits selected at the beginning) is the answer.

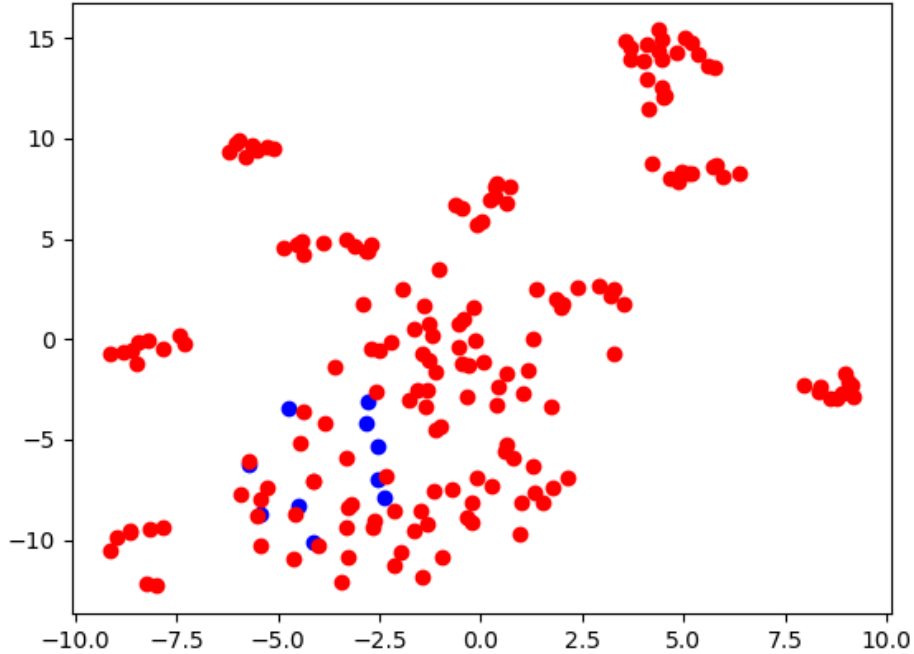


Figure 8: **t-SNE of Demand-conditioned Attribute Features (Negative Samples)**. We utilise t-SNE to project the demand-conditioned attribute features into a 2-D space. To obtain different demand-conditioned attribute features, we maintain the demand instruction unchanged and concatenate multiple objects’ CLIP features. Blue points represent attribute features generated by concatenating the given demand BERT feature with objects that can fulfil the demand, while red points represent attribute features generated by concatenating the given demand BERT feature with objects that cannot fulfil the demand. We can observe that the blue points gather together, while the red points are scattered throughout the entire figure.

To gather Visual Grounding training data, we randomly teleport the agent in the room and save the objects’ bounding boxes when they meet the distance threshold c_{navi} . The train dataset contains approximately 1M bounding boxes and 1M images. The validation dataset contains 104K bounding boxes and 100K images.

8.2.3 Model Pre-training and Fine-tuning

Image Encoder: Vision Transformer We use the `mae_vit_large_patch16` version of Vision Transformer [57, 58] as the Image Encoder to obtain global visual features. We initialise the Image Encoder with the official pre-train weights and fine-tune it using Masked-Reconstruction Loss [58] with around 1.9M images collected in the ProcThor dataset.

DETR We fine-tune the DETR model [56] using a dataset collected from ProcThor [25]. We collect the images by randomly teleporting the agent in the room and saving all the bounding boxes from the ProcThor metadata. The train dataset consists of approximately 713K images, and the validation dataset consists of 71K images. For the hyper-parameters of DETR, we set the upper limit for the number of bounding boxes at 100 and the number of object categories to 2 (one for background and one for object instances).

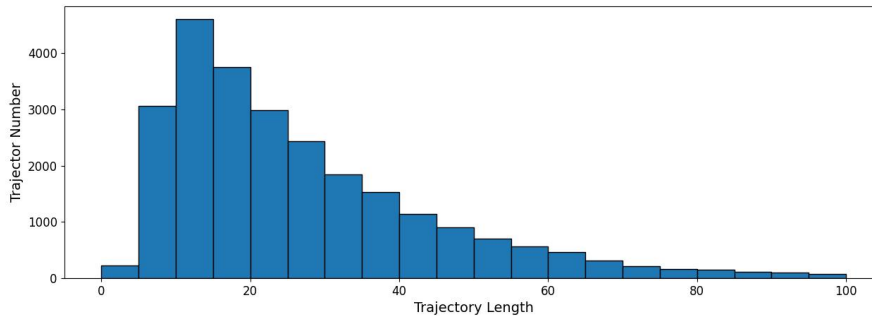


Figure 9: **The Distribution of Imitation Learning Trajectories Length.** This is the distribution of trajectory lengths used for imitation learning, with most of the trajectories clustered within 10~30 steps.

8.3 Experiments

8.3.1 Metrics

- Navigation Success Rate (NSR): the fraction of navigation successful episodes. The threshold distance c_{navi} is 1.5m.
- Navigation Success Weighted by Path Length (NSPL) [61]: we weigh the success by the ratio of the execution path length to the shortest path length.
- Selection Success Rate (SSR): the fraction of selection successful episodes. The threshold IoU c_{sele} is 0.5.

8.3.2 Baselines

All baselines involving reinforcement learning (RL) algorithms use PPO [64]. For further information about the training pipeline of VTN [6] and ZSON [11], please refer to their respective papers and official codebases. All baselines are trained on a machine equipped with A100 40G*2, 128-core CPU, 192G RAM. We train each baseline for 7 days, which is around 1.8M steps in reinforcement learning. VTN’s pre-imitation learning takes 3 days, approximately 30 epochs before using the best model obtained on the validation set to perform RL fine-tuning.

VTN-object This baseline involves the VON task. To perform the baseline, we use the original training pipeline of the VTN, except for a modification of the target object categories to 109 classes (*i.e.*, all the object categories in the DDN). For pre-imitation learning of the VTN, we use the same trajectory dataset as our method. The VTN model is then fine-tuned using PPO.

VTN-demand We replace the vector that indicates the target object with the demand BERT feature while keeping the rest of the pipeline unchanged.

VTN-GPT* For this baseline, we select the best-performing model in VTN-object (as determined by the best success rate in the validation set) and combine it with GPT-3 for testing. Since VON restricts the range of target objects, we utilise scene metadata, such as the categories of objects in the scene. Concretely, we first encode the 109 object category names in ProcThor with CLIP-text Encoder and obtain the corresponding CLIP-textual feature set F_{target} . At the start of each navigation evaluation, GPT-3 generates a language-grounding object o_l that satisfies the given demand instruction. Next, we use the CLIP-text Encoder to encode o_l , producing the corresponding CLIP-textual feature, f_l . Cosine similarity is computed between f_l and all features in F_{target} , and the object corresponding to the most similar feature is selected as the target object provided to the chosen VTN-object model. When the agent performs Done, if the step limit is not yet reached and the target object is not yet found, GPT-3 will regenerate a different language-grounding object, and then repeat the above process to select the target object, until the object satisfying the demand is found (success) or the step limit is reached (failure).

ZSON-object We train the ZSON-object model using its original pipeline. We first train a Image-Goal ZSON model. We use the images that have objects present at a distance less than c_{navi} as target images (use CLIP-image Encoder to obtain CLIP-visual features as target inputs), and then ask the agent to find the objects in the images. When testing, we use the category name of objects (109 object categories in total) as the target object (use CLIP-text Encoder to obtain CLIP-textual features as target inputs) and ask agent to find the objects.

ZSON-demand We use the best model in ZSON-object and then use the CLIP-textual feature of the demand instruction as the target inputs for the agent to find the object that satisfies the demand.

ZSON-GPT Similar to VTN-GPT, we use the best model in ZSON-object for testing. At the beginning of each evaluating navigation, GPT-3 generates a language-grounding object o_l that can be used to satisfy the given demand instruction. We then use the CLIP-textual feature of the language-grounding object f_l as target inputs and ask the agent to find the language-grounding object. When the agent performs Done, if the step limit is not yet reached and the target object is not yet found, GPT-3 will regenerate a different language-grounding object, and then repeat the above process to select the target object, until the object satisfying the demand is found (success) or the step limit is reached (failure).

GPT-3+Prompts* We use Prompt Engineering and query GPT-3 what action should be chosen to perform. The prompts are shown below:

Imagine you are a home robot and your user will give you a instruction, and you need to find objects that can satisfy the needs in the instruction. I will tell you the objects you can currently see and the corresponding distances.
Your task success criteria is that the object that meets the user’s demand appears in your field of view and is less than 1.5m away from you. You should find this object as soon as possible.
The actions you can select are listed below, and the effect after execution is shown after the colon.
For each step you can only choose one of the following six actions.
RotateRight: Rotate right by 30 degrees
RotateLeft: Rotate left by 30 degrees
LookUp: Look up by 30 degrees
LookDown: Look down by 30 degrees
MoveAhead: Move forward by 0.25m
Done: End the task
When you select Done, you also need to output the name of the selected object in your field of view for the user’s needs and use a space to separate Done from the name of the object.
This is the user’s instruction to you: *instruction*
The objects you can currently see are:
name: *object*₁, bounding box: *Bbox*, distance: *d*.
name: *object*₂, bounding box: *Bbox*, distance: *d*.
....
Note: The bounding box is the upper left and lower right coordinates of the object in the image, and the distance is the distance between the object and the robot.
You may reason about the user’s needs based on the objects you can see.
Your previous actions are:*action*₁, *action*₂, *action*₃....
Please select only an action in [RotateRight, RotateLeft, LookUp, LookDown, MoveAhead, Done].
In the above prompts, “....” represents other objects not listed. During the testing, the name, bounding box, and distance of the objects are obtained from the metadata of the environment.

MiniGPT-4 The prompts are shown below:

Give the following image: *image*. You will be able to see the image once I provide it to you. Please answer my questions.
Imagine you are a home robot and your user will give you a instruction, and you need to find objects that can satisfy the needs in the instruction.
Your task success criteria is that the object that meets the user's demand appears in your field of view and is less than 1.5m away from you. You should find this object as soon as possible.
The actions you can select are listed below, and the effect after execution is shown after the colon.
For each step you can only choose one of the following six actions.
RotateRight: Rotate right by 30 degrees
RotateLeft: Rotate left by 30 degrees
LookUp: Look up by 30 degrees
LookDown: Look down by 30 degrees
MoveAhead: Move forward by 0.25m
Done: End the task
When you select Done, you also need to output the name of the selected object in your field of view for the user's needs and use a space to separate Done from the name of the object.
In the image, you can see these objects:
object₁, object₂, object₃, object₄...
This is the user's instruction to you: *instruction*
You may reason about the user's needs based on the objects you can see.
Your previous actions are: *action₁, action₂, action₃...*
Please select only an action in [RotateRight, RotateLeft, LookUp, LookDown, MoveAhead, Done].

8.4 Ethics

Based on the information we currently have, we have not identified any moral or ethical issues.