

# STATISTICAL REJECTION SAMPLING IMPROVES PREFERENCE OPTIMIZATION

Tianqi Liu\*, Yao Zhao†, Rishabh Joshi†, Misha Khalman†, Mohammad Saleh†,  
 Peter J. Liu†, Jialu Liu\*  
 {tianqiliu, yaozhaoyz, rishabhjoshi, khalman, msaleh,  
 peterjliu, jialu}@google.com  
 Google Research\*, Google DeepMind†

## ABSTRACT

Improving the alignment of language models with human preferences remains an active research challenge. Previous approaches have primarily utilized Reinforcement Learning from Human Feedback (RLHF) via online RL methods such as Proximal Policy Optimization (PPO). Recently, offline methods such as Sequence Likelihood Calibration (SLiC) and Direct Preference Optimization (DPO) have emerged as attractive alternatives, offering improvements in stability and scalability while maintaining competitive performance. SLiC refines its loss function using sequence pairs sampled from a supervised fine-tuned (SFT) policy, while DPO directly optimizes language models based on preference data, foregoing the need for a separate reward model. However, the maximum likelihood estimator (MLE) of the target optimal policy requires labeled preference pairs sampled from that policy. DPO’s lack of a reward model constrains its ability to sample preference pairs from the optimal policy, and SLiC is restricted to sampling preference pairs only from the SFT policy. To address these limitations, we introduce a novel approach called *Statistical Rejection Sampling Optimization* (RSO) that aims to source preference data from the target optimal policy using rejection sampling, enabling a more accurate estimation of the optimal policy. We also propose a unified framework that enhances the loss functions used in both SLiC and DPO from a preference modeling standpoint. Through extensive experiments across three diverse tasks, we demonstrate that RSO consistently outperforms both SLiC and DPO on evaluations from both Large Language Model (LLM) and human raters.

## 1 INTRODUCTION

Recent advancements in Large Language Models (LLMs) have unlocked unprecedented capabilities in diverse tasks, from programming to creative writing. Models such as GPT-3 (Brown et al., 2020), Gopher (Rae et al., 2021), Chinchilla (Hoffmann et al., 2022), and PaLM 2-L (Anil et al., 2023) that are pre-trained on large unlabeled corpus have showcased remarkable prowess in tackling both zero-shot (Radford et al., 2019) and few-shot (Brown et al., 2020; Chowdhery et al., 2022) tasks. Their performance and alignment with user intent can be further improved through supervised fine-tuning (SFT). A specific strategy that has garnered attention in this context is Instruction Tuning (Wei et al., 2021). By leveraging datasets enriched with instructions and corresponding human-authored completions, this approach has demonstrated enhanced generalization and model usability (Chung et al., 2022). Despite its promise, achieving desired model outputs across various domains remains a challenge.

Reinforcement Learning with Human Feedback (RLHF) has been introduced as a promising approach to enhance the alignment of large language models with human preferences (Stiennon et al., 2020). RLHF introduces notable complexities into the training process. Integrating a reward model and frequently sampling from the policy during training often demand substantial memory, thereby limiting the maximum feasible size of a model given memory constraints. The inclusion of roll-outs in the training loop can also slow down the optimization process, as it necessitates continuous model sampling and decoding. Further, understanding how to tune the PPO process calls for specialized knowledge.

Recognizing these challenges, recent research has pioneered alternatives to RLHF. Notable among these are RRHF (Yuan et al., 2023), SLiC (Zhao et al., 2022; 2023) and DPO (Rafailov et al., 2023). These methodologies aim to more effectively align LLMs with human preferences while avoiding the complexities of reinforcement learning. Given supervised finetuning data  $\mathcal{D}_{\text{sft}} = \{(x, y_{\text{ref}})\}$  and preference data  $\mathcal{D}_{\text{hf}} = \{(x, y_w, y_l)\}$  where output text  $y_w$  is preferred over  $y_l$  on the same input text  $x$ , RLHF first trains a supervised fine-tuned model and a reward model, after which it applies reinforcement algorithm such as PPO to maximize the reward. On the other hand, RL-free algorithm fits preference data in various ways. For example, RRHF use a trained reward model or human raters to compute rewards  $\{r_i\}$  for multiple sequences generated from the same prompt  $x$ , and then apply a ranking loss plus supervised fine-tuning loss.

$$\mathcal{L}(\theta) = \sum_{r_i < r_j} \max(0, \pi_{\theta}(y_i|x) - \pi_{\theta}(y_j|x)) - \lambda \log \pi_{\theta}(y_{\text{ref}}|x).$$

They study various ways of sampling sequences such as beam search, online sampling, iterative updates. Similarly, for sampled and labeled preference pairs, SLiC uses a contrastive ranking calibration loss plus a regularization loss

$$\mathcal{L}(\theta) = \max(0, \delta - \log \pi_{\theta}(y_w|x) + \log \pi_{\theta}(y_l|x)) - \lambda \log \pi_{\theta}(y_{\text{ref}}|x), \quad (1)$$

where  $\delta$  is a positive margin and  $\pi_{\theta}$  is the learnable conditional probability function by a language model. Intuitively speaking, SLiC penalizes model when  $\frac{\pi_{\theta}(y_w|x)}{\pi_{\theta}(y_l|x)} < \exp(\delta)$  and thus encourages a large likelihood ratio between positive and negative outputs. Instead of directly fitting on human preference data, SLiC proposed to sample pairs from the SFT policy and get them labeled by a pairwise reward-ranking model. They show that a pairwise reward-ranking model, sampling from SFT policy, and the proposed loss result in clear gains on a summarization dataset that are consistent over model size scaling up.

Although RRHF and SLiC show to be a scalable alternative to PPO, they lack theoretical understanding. DPO analyzes RLHF’s objective function in the form of KL-regularized reward maximization, and analytically solved the optimal policy induced by a reward function. Based on Bradley-Terry (BT) model (Bradley & Terry, 1952), DPO proposes a maximum likelihood estimator (MLE) to fit on human preference data directly. It establishes theoretical foundation that connected language model with preference model as a density estimation problem from the labeled response pairs. Mathematically, DPO expresses the human preference probability in terms of only the optimal policy  $\pi^*$  and reference policy  $\pi_{\text{sft}}$ :

$$p^*(y_1 \succ y_2|x) = \frac{1}{1 + \exp\left(\beta \log \frac{\pi^*(y_2|x)}{\pi_{\text{sft}}(y_2|x)} - \beta \log \frac{\pi^*(y_1|x)}{\pi_{\text{sft}}(y_1|x)}\right)} \quad (2)$$

In the above equation,  $\pi^*$  is the function to be estimated. Empirically, one can leverage observed preference pairs to approximate  $p^*(y_1 \succ y_2|x)$ . To estimate  $\pi^*$  as a density estimation problem, the optimal way is to fit a policy model on collected preference pairs sampled from  $\pi^*$ . However, DPO uses the collected human preference data from other policies directly in all the experiments and lacks study on the effect of sampling. Although they propose to sample pairs from SFT policy and get them labeled by human, it is still not strictly a MLE for the preference model due to the mismatch between the sampling distribution and  $\pi^*$ . In reality, it is very challenging to obtain human preference pairs directly sampled from  $\pi^*$ .

In this work, we address the above issues by constructing preference pairs from the approximated  $\pi^*$ . We illustrate our pipeline in Figure 1. Starting from a human preference dataset  $\mathcal{D}_{\text{hf}}$  collected from other policies, we first train a pairwise reward-ranking model, then apply a statistical rejection sampling algorithm to generate response pairs sampled from optimal policy by using SFT policy and the pairwise reward-ranking model. After that, we label the sampled response pairs by the reward model. Then we fit the model on labeled pairs via classification loss.

Our statistical rejection sampling refers to the one in the statistical field (Neal, 2003). In RLHF works (Bai et al., 2022; Stiennon et al., 2020; Touvron et al., 2023), they usually refer to rejection sampling as best-of-N or top-k-over-N algorithm, where they sample a batch of N completions from a language model policy and then evaluate them across a reward model, returning the best one or the best k ones. In this paper we show that top-k-over-N is a special case of our statistical rejection sampling.

Our contributions of this work are three-fold:

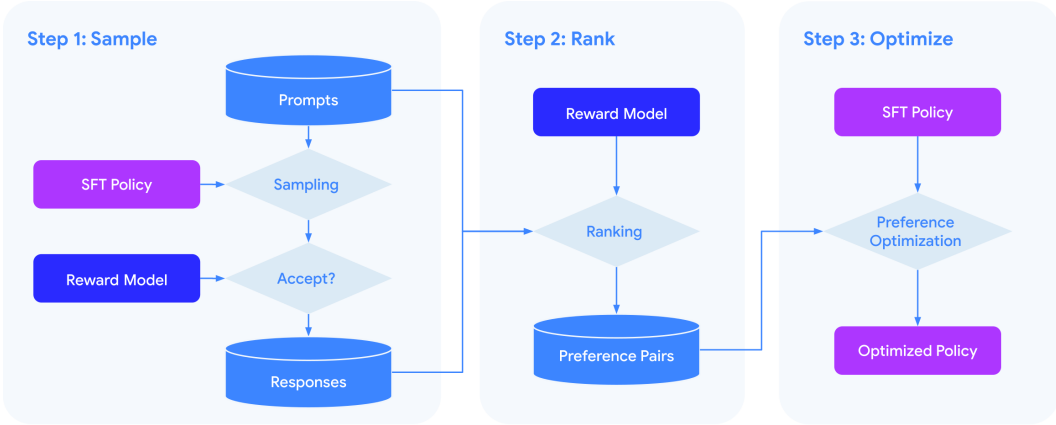


Figure 1: RSO first fits a pairwise reward-ranking model  $\rho_\psi(x, y_1, y_2)$  from human preference data. This model is later applied to generate preference pairs with candidates sampled from the optimal policy, followed by a preference optimization step to align sequence likelihood towards preferences.

1. We propose a scalable and easy-to-implement framework to learn from human preference data. We provide a comprehensive recipe among different choices of loss functions and preference pairs generation. We show the importance of the reward model instead of directly optimizing the model on the preference data.
2. Statistically, we unify DPO and SLiC by showing that they vary by loss functions to fit on human preference data: DPO is a logistic regression on human preference data and SLiC is *almost* equivalent to a support vector machine (SVM) with hinge loss. We improve SLiC as the SVM counter part of DPO.
3. We propose a statistical rejection sampling algorithm to sample pairs from the optimal policy and get them labeled by a pairwise reward-ranking model. The proposed sampling strategy is shown to be effective on three generative tasks.

## 2 PRELIMINARIES

**Learning from Human Feedback** Several works show the significant improvement of conditional language generation by learning from human feedback data. Such works include RLHF (Ziegler et al., 2019), RRHF (Yuan et al., 2023), SLiC (Zhao et al., 2023), and DPO (Rafailov et al., 2023). All algorithms take two inputs:

1.  $\pi_{\text{sft}}(y|x)$ : a supervised fine-tuned policy (SFT), where  $x$  is the prompt and  $y$  is the response.
2.  $\mathcal{D}_{\text{hf}} = \{x^{(i)}, y_w^{(i)}, y_l^{(i)}\}_{i=1}^N$ : a human preference dataset that distinguishes the better response from the worse given the same prompt.

**DPO, SLiC, RRHF and RLHF** In the rapidly evolving landscape of model optimization based on human feedback data, various strategies have been developed. DPO employs a straightforward approach, fitting a logistic regression model directly to the human preference dataset  $\mathcal{D}_{\text{hf}}$  to achieve an optimized policy. In a similar vein, SLiC-direct employs a max margin loss function to fit human preference data, enhancing the performance of the model. SLiC-sample-rank, a variant of SLiC (Zhao et al., 2023), takes a two-step approach: it initially fits a pairwise reward-ranking model, denoted as  $\rho_\psi(x, y_1, y_2)$ , to human preference data. Subsequently, response pairs are sampled from the SFT policy  $\pi_{\text{sft}}(y|x)$  and labeled according to  $\rho_\psi(x, y_1, y_2)$ ; the SLiC loss is then applied to these generated preference pairs (Zhao et al., 2023). Another strategy, RRHF, also generates multiple decoded sequences but distinguishes itself by ranking these sequences either manually by humans or through a reward model. The RRHF rank loss is then applied to refine the model based on these rankings. Lastly, RLHF diverges by first fitting a reward model and then employing the PPO algorithm to yield the final optimized policy (Schulman et al., 2017). Each of these approaches contributes

uniquely to the field, offering a variety of methodologies for leveraging human feedback in model training.

**KL-Constrained Reward Maximization Objective** Starting with a reward function  $r(x, y)$  and input prompt distribution  $\mathcal{P}$ , the DPO and RLHF optimizes for the following objective:

$$\max_{\pi} \mathbb{E}_{x \sim \mathcal{P}, y \sim \pi} [r(x, y)] - \beta \mathbb{D}_{KL} [\pi(y|x) || \pi_{\text{sft}}(y|x)] \quad (3)$$

**Optimal Policy** Rafailov et al. (2023) showed that the optimal policy  $\pi_r(y|x)$  that maximizes the above objective is:

$$\pi_r(y|x) = \frac{1}{Z(x)} \pi_{\text{sft}}(y|x) \exp\left(\frac{1}{\beta} r(x, y)\right) \quad (4)$$

for all  $x \in \mathcal{P}$ , where  $Z(x) = \sum_y \pi_{\text{sft}}(y|x) \exp\left(\frac{1}{\beta} r(x, y)\right)$  is the partition function.  $\beta$  controls the balance between exploitation and exploration. When  $\beta \rightarrow 0$ , all probability mass will concentrate on the max reward with full exploitation. When  $\beta \rightarrow \infty$ , optimal policy will be the same as  $\pi_{\text{sft}}$  with full exploration. Rearrange the Equation (4) we get

$$r(x, y) = \beta \log \frac{\pi_r(y|x)}{\pi_{\text{sft}}(y|x)} + \beta \log Z(x). \quad (5)$$

The Equation (4) and (5) establish the relation between optimal policy and the reward function. One can infer the other. In reality, the final goal is to have a good policy for response generation and  $\pi_r(y|x)$  is usually of more interest. The key is to effectively estimate the  $\pi_r(y|x)$  from the human preference data.

**Preference Model** Let the ground-truth reward function be  $r^*$ , then the optimal policy  $\pi^*$  associated with  $r^*$  can be represented by Equation (4). For two responses  $(y_1, y_2)$  from the same input  $x$ , one can assume that

$$\mathbb{P}(y_1 \succ y_2 | x) = g(r^*(x, y_1) - r^*(x, y_2)), \quad (6)$$

where  $g: \mathbb{R} \rightarrow [0, 1]$  is a monotonically non-decreasing function that converts the reward difference into winning probability. Specifically, if we set  $g$  as sigmoid function  $\sigma$ , we get the Bradley-Terry (BT) model (Bradley & Terry, 1952). Reusing Equation (5), the reward advantage of  $y_1$  over  $y_2$  is

$$\delta_{r^*}(y_1, y_2, x, \pi^*, \pi_{\text{sft}}, \beta) \triangleq r^*(x, y_1) - r^*(x, y_2) = \beta \log \frac{\pi^*(y_1|x)}{\pi_{\text{sft}}(y_1|x)} - \beta \log \frac{\pi^*(y_2|x)}{\pi_{\text{sft}}(y_2|x)} \quad (7)$$

$$\mathbb{P}(y_1 \succ y_2 | x) = g(\delta_{r^*}(y_1, y_2, x, \pi^*, \pi_{\text{sft}}, \beta)) \quad (8)$$

The above equation establishes a connection between the preference data and optimal policy. If we leverage the human preference data to represent  $\mathbb{P}(y_1 \succ y_2 | x)$ , the estimation of  $\pi^*$  can be viewed as a density estimation problem from the preference data. We will discuss different ways of estimating  $\pi^*$  from the preference data in Section 3.1.

**Policy Estimation on Preference Pairs** DPO estimates the  $\pi^*$  by fitting the BT model on preference data directly using logistic loss. SLiC estimates the  $\pi^*$  via a contrastive manner to ensure the winner of the preference pair has higher probability than the loser. In statistical density estimation problem, the preference pairs should be generated from  $\pi^*$ , the density to be estimated, while DPO uses preference pairs from some unknown distribution and SLiC-sample-rank uses preference pairs from  $\pi_{\text{sft}}$ . Thus neither of the above approaches are the MLE of the  $\pi^*$ . This motivates us to develop an approach that can obtain preference pairs from  $\pi^*$ .

**Reward Model** Usually the reward model is a pointwise score assigned to a (prompt, response) pair. The model is trained based on BT model (Ziegler et al., 2019; Bai et al., 2022). We argue that it is an easier and more straightforward way to train a pairwise reward model from (prompt, worse response, better response) triplets. Zhao et al. (2023) demonstrates that pairwise reward model is preferred in RL-free learning. In this work we train the pairwise reward-ranking model  $\hat{\mathbb{P}}(y_1 \succ y_2 | x) = \rho_{\psi}(x, y_1, y_2)$  on  $\mathcal{D}_p$  to predict the probability that  $y_1$  is preferred over  $y_2$ . For

summarization task, the input format is “[CONTEXT] document [SUMMARY A] positive summary [SUMMARY B] negative summary”, and the output value is either “A” or “B”. For AI assistant tasks, the input format is “[CONTEXT] conversation between human and assistant [RESPONSE A] positive response [RESPONSE B] negative response”, and the output value is either “A” or “B”.

We can induce the reward score of response  $y_1$  from the reward score of response  $y_2$  from winning probability according to Equation (6) with  $g = \sigma$ :

$$r(x, y_1) = \text{logit}(\mathbb{P}(y_1 \succ y_2|x)) + r(x, y_2),$$

where  $\text{logit}(x) = \log(\frac{x}{1-x})$ . Suppose we have a baseline sequence  $y_b$  of reward score 0 and a fitted pairwise reward-ranking model  $\rho_\psi(x, y, y_b)$ , we have estimated reward score as

$$r_\psi(x, y) = \text{logit}(\rho_\psi(x, y, y_b)). \quad (9)$$

In other words, “pointwise” reward score can be derived from a “pairwise” reward-ranking model with a baseline sequence. In practice, we choose a random decoded sequence from SFT policy as the baseline.

### 3 RSO APPROACH

#### 3.1 STATISTICAL ESTIMATION OF THE OPTIMAL POLICY $\pi^*$

Our proposed approach is illustration in Figure 1. The inputs to our system are SFT policy, reward-ranking model, and prompts. First we sample responses from the optimal policy through rejection sampling approach, then we fit a classification model on labeled preference pairs.

To study the effectiveness of our approach, we consider a few options on loss and preference dataset construction. Given a preference dataset  $\mathcal{D}_p = \{(x^{(i)}, y_w^{(i)}, y_l^{(i)})\}$ , we can estimate  $\pi^*$  according to Equation (8). There are two aspects we need to consider for estimating  $\pi^*$ :

1. Choice of loss function: Equation (8) is a simple binary classifier with  $\delta_{r^*}$  as logit. Two most common choices are logistic loss used in logistic regression and hinge loss used in support vector machine.
2. Choice of  $\mathcal{D}_p$ : Equation (8) does not depend on the distribution of  $y_1, y_2$  given  $x$ . Thus we need to decide how to obtain  $(x, y_1, y_2)$  triplets.

**Choice of loss function** Given a preference dataset  $\mathcal{D}_p = \{(x^{(i)}, y_w^{(i)}, y_l^{(i)})\}$ , we can fit a binary classifier according to Equation (8). DPO (Rafailov et al., 2023) proposed to use sigmoid loss on normalized likelihood (sigmoid-norm) to fit a logistic regression:

$$\mathcal{L}_{\text{sigmoid-norm}}(\pi_\theta|\pi_{\text{sft}}, \mathcal{D}_p) = -\mathbb{E}_{(x, y_w, y_l) \sim \mathcal{D}_p} \left[ \log \sigma \left( \gamma \log \frac{\pi_\theta(y_w|x)}{\pi_{\text{sft}}(y_w|x)} - \gamma \log \frac{\pi_\theta(y_l|x)}{\pi_{\text{sft}}(y_l|x)} \right) \right]. \quad (10)$$

In their original paper,  $\gamma = \beta$  and we extend this in preference model as  $g(x) = \sigma(\frac{\gamma}{\beta}x)$ . By doing this, we can fully control the steepness of the logits function for classification. The larger the  $\gamma$ , the more we penalize the mis-classified examples at the decision boundaries. Another thing to notice is that we don’t include any bias term in the logistic regression. This is due the the symmetry property of the preference data. If two rewards are the same, the winning probability should always be 0.5.

SLiC (Zhao et al., 2023) proposed to use a hinge loss as

$$\mathcal{L}_{\text{hinge}}(\pi_\theta|\mathcal{D}_p) = \mathbb{E}_{(x, y_w, y_l) \sim \mathcal{D}_p} [\max(0, 1 - [\gamma \log \pi_\theta(y_w|x) - \gamma \log \pi_\theta(y_l|x)])] \quad (11)$$

Note that we use  $1/\gamma$  as the margin  $\delta$  used in the original SLiC paper. This is equivalent to a hinge loss with logit  $(\gamma \log \pi_\theta(y_w|x) - \gamma \log \pi_\theta(y_l|x))$ . If we replace the logit by  $\frac{\gamma}{\beta} \delta_r(y_1, y_2, x, \pi_\theta, \pi_{\text{sft}}, \gamma)$ , we introduce the hinge loss on normalized likelihood (hinge-norm):

$$\mathcal{L}_{\text{hinge-norm}}(\pi_\theta|\mathcal{D}_p) = \mathbb{E}_{(x, y_w, y_l) \sim \mathcal{D}_p} \left[ \max \left( 0, 1 - \left[ \gamma \log \frac{\pi_\theta(y_w|x)}{\pi_{\text{sft}}(y_w|x)} - \gamma \log \frac{\pi_\theta(y_l|x)}{\pi_{\text{sft}}(y_l|x)} \right] \right) \right] \quad (12)$$

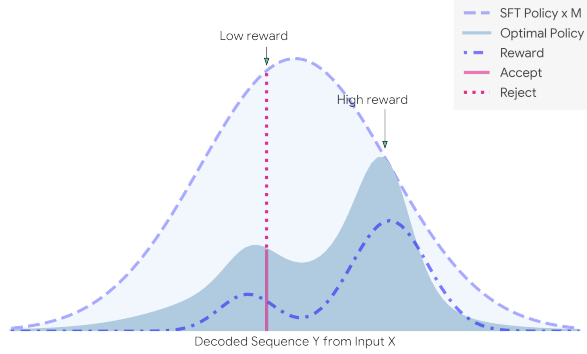


Figure 2: Statistical rejection sampling illustration. Although the output space of language models is a huge high-dimensional discrete space, we use a continuous 1D input space for illustration purpose. There are three curves in the figure:  $M$  times SFT policy, reward, optimal policy. The sample is first generated by SFT policy, then gets accepted or rejected depending on whether a uniform random variable locates in acceptance or rejection region. If the sample has high SFT policy probability but low optimal policy probability and reward score, it has a higher chance of being rejected.

**Choice of preference data distribution** Suppose we have access to the oracle preference data  $\mathcal{D}^* = \{(x^{(i)}, y_w^{(i)}, y_l^{(i)}) \mid y_w^{(i)}, y_l^{(i)} \sim \pi^*(y|x^{(i)})\}_{i=1}^{N^*}$ , we can directly fit a maximum likelihood estimation (MLE) on the dataset. In reality, we may not have access to such data, and we have access to  $\mathcal{D}_{\text{hf}} = \{(x^{(i)}, y_w^{(i)}, y_l^{(i)}) \mid y_w^{(i)}, y_l^{(i)} \sim \pi_{\text{unk}}(y|x^{(i)})\}_{i=1}^{N_{\text{unk}}}$ , where  $\pi_{\text{unk}}$  denotes some mixed unknown policies. The mixed unknown policies can include SFT policy, current RLHF policy, or policies from other agents, or even web mined preference pairs (Touvron et al., 2023). In our study, we use the human preference data sampled from other agents, such as OpenAI agents for Reddit TL;DR dataset (Stiennon et al., 2020) and Anthropic agents for AnthropicHH dataset (Bai et al., 2022).

Given  $\mathcal{D}_{\text{hf}}$ , we consider the following three choices:

1. **direct**: directly fit the policy on  $\mathcal{D}_{\text{hf}}$  according to Equation (8). This is the approach used in DPO. In SLiC, they also proposed similar variant SLiC-direct, but with a different loss function.
2. **sft-sample-rank**: first train a reward-ranking model  $\rho_\psi(x, y_1, y_2)$  on  $\mathcal{D}_{\text{hf}}$ . Then use  $\pi_{\text{sft}}(y|x)$  to sample response pairs and label them by  $\rho_\psi(x, y_1, y_2)$ . The results in a preference dataset  $\mathcal{D}_p = \{(x^{(i)}, y_w^{(i)}, y_l^{(i)}) \mid y_w^{(i)}, y_l^{(i)} \sim \pi_{\text{sft}}(y|x^{(i)})\}_{i=1}^{N_{\text{sft}}}$ . This is the same as SLiC-sample-rank variant proposed in the SLiC paper.
3. **rso-sample-rank**: first train a reward-ranking model  $\rho_\psi(x, y_1, y_2)$  on  $\mathcal{D}_{\text{hf}}$ . Then use  $\pi_{r_\psi}(y|x)$  induced by  $r_\psi$  according to Equation (4) to sample response pairs, where  $r_\psi(x, y)$  is induced from  $\rho_\psi(x, y_1, y_2)$ . After that we label response pairs using the reward-ranking model to construct the preference dataset  $\mathcal{D}_p = \{(x^{(i)}, y_w^{(i)}, y_l^{(i)}) \mid y_w^{(i)}, y_l^{(i)} \sim \pi_{r_\psi}(y|x^{(i)})\}_{i=1}^{N_{r_\psi}}$  from the optimal policy  $\pi_{r_\psi}(y|x)$  via reward function  $r_\psi(x, y)$  according to Equation (4). The reward function  $r_\psi(x, y)$  is induced by a fitted reward model  $\rho_\psi(x, y_1, y_2)$  according to Equation (9).

Statistically speaking, since we are estimating  $\pi^*(y|x)$ , it is desired to draw samples from  $\pi^*(y|x)$ . Rso-sample-rank is the best solution towards this direction because it can generate samples from  $\pi_{r_\psi}(y|x)$ , which is closer to  $\pi^*(y|x)$  than  $\pi_{\text{unk}}$  used in direct and  $\pi_{\text{sft}}$  used in sft-sample-rank. However, sampling from  $\pi_{r_\psi}$  is not straightforward, and we propose a statistical rejection sampling approach to achieve this.

---

**Algorithm 1** Statistical Rejection Sampling Algorithm in Python

---

```
from typing import List
import numpy as np

def conduct_rejection_sampling(response_candidates: List[str],
                              response_rewards: List[float],
                              num_samples: int,
                              beta: float):
    """Conducts rejection sampling guided by rewards.

    Args:
        response_candidates: response candidates from sft policy
        response_rewards: response rewards.
        num_samples: number of samples to sub-sample.
        beta: beta parameter in KL-constrained reward maximization objective.

    Returns:
        Rejection sampled sequences from the optimal policy.
    """
    candidates = {c: r for c, r in zip(response_candidates, response_rewards)}
    accepted = []
    while len(accepted) < num_samples:
        max_reward = max(candidates.values())
        to_remove = []
        for c, r in candidates.items():
            u = np.random.uniform()
            if u >= np.exp((r - max_reward) / beta):
                continue
            accepted.append(c)
            to_remove.append(c)
        if len(accepted) == num_samples:
            break
        for c in to_remove:
            candidates.pop(c)

    return accepted
```

---

### 3.2 STATISTICAL REJECTION SAMPLING ALGORITHM

Statistical rejection sampling (Neal, 2003) is an efficient statistical technique to generate observations from a distribution. If we want to generate a distribution of density  $\pi_{r,\psi}$ , we can use  $\pi_{\text{sft}}$  as the proposal distribution. Then we follow the following steps:

1. Generate  $y \sim \pi_{\text{sft}}(y|x)$  and  $u \sim U[0, 1]$ .
2. Let  $M = \min\{m \mid m\pi_{\text{sft}}(y|x) \geq \pi_{r,\psi}(y|x) \text{ for all } y\}$ . If  $u < \frac{\pi_{r,\psi}(y|x)}{M\pi_{\text{sft}}(y|x)}$ , then we accept  $y$ . Otherwise, we reject  $y$  and redo the sampling again.

Figure 2 is an illustration of the statistical rejection sampling approach. Starting from a proposal distribution  $\pi_{\text{sft}}$ , we can draw samples from the optimal policy by rejecting more at the low reward region and accepting more at the high reward region.

**Statistical Rejection Sampling Algorithm** We propose Algorithm 1 as an empirical version of the statistical rejection sampling algorithm. The derivation will be shown in Section A.1. Regarding the Algorithm 1, we have the following theorem:

**Theorem 1.** Let  $N$  be number of candidate responses, and  $r_{\text{max}}$  be the maximum rewards among the candidate responses not yet accepted. As  $N \rightarrow \infty$ , Algorithm 1 can generate  $K$  distinct samples

---

from  $\pi_{r_\psi}$  with expected acceptance rate  $\mathbb{E}_{y \sim \pi_{\psi}(y|x)} \left[ \exp \left( \frac{1}{\beta} \cdot (r_\psi(x, y) - r_{max}) \right) \right]$ , where  $r_\psi(x, y)$  is defined in Equation (9).

If  $\beta \rightarrow \infty$ , each sample generated from SFT policy will be accepted with probability 1. If  $\beta \rightarrow 0$ , only the highest reward response will be accepted and all other responses will be rejected. In the case of  $\beta \rightarrow 0$ , the Algorithm 1 will sample the  $K$  samples with highest rewards, which coincide with the statistical rejection sampling (top-k-over-N) referred by Bai et al. (2022) and Touvron et al. (2023).  $\beta$  indicates how much we trust the reward model. If the reward model is very accurate and robust, we should set a small  $\beta$ . Otherwise, we should set a larger  $\beta$ . In practice, we treat  $\beta$  as a hyper-parameter and pick one according to validation metrics.

## 4 RELATED WORK

Recent advancements in the pre-training of LLMs like GPT-3 (Brown et al., 2020), Gopher (Rae et al., 2021), Chinchilla (Hoffmann et al., 2022), and PaLM 2-L (Anil et al., 2023) have greatly improve the ability on achieving tasks in a zero-shot or few-shot way (Radford et al., 2019; Chowdhery et al., 2022). However, improving performance in downstream tasks and better aligning with user intent can be achieved by fine-tuning these systems on datasets that include instructions and human-generated completions (Mishra et al., 2021; Sanh et al., 2021; Wei et al., 2021). Although instruction-based tuning has proven successful, it’s often easier to gather human preference on responses than it is to collect expert demonstrations. Consequently, later research has shifted toward training LLMs using human preferences. This approach has led to enhanced performance in various applications, including translation (Kreutzer et al., 2018), summarization (Stiennon et al., 2020), storytelling (Ziegler et al., 2019), and following instructions (Ramamurthy et al., 2022). The process usually includes a reward model training based on Bradley-Terry (BT) model (Bradley & Terry, 1952) and reinforcement learning with human feedback (RLHF) to make the model perform better according to the reward function. RLHF (Ziegler et al., 2019) optimizes for maximum reward by interacting with a reward model using reinforcement learning algorithms such as PPO (Schulman et al., 2017). Despite the success of RLHF, the fine-tuning of large language models with reinforcement learning remains a practical challenge due to its instability, reward hacking, and scalability (Zhao et al., 2023; Rafailov et al., 2023). This work provides an effective RL-free way to optimize for human preference feedback with theoretical guarantees.

Recent works have proposed theoretically-justified approaches to optimizing relative preferences without relying on RL (Zhao et al., 2023; Yuan et al., 2023; Rafailov et al., 2023). By optimizing the model’s compatibility with preference datasets under models such as the BT model, these methods fit on human or model ranked data pairs. SLiC (Zhao et al., 2023) proposed to first train a pairwise reward-ranking model, then label pairs generated from supervised fine-tuning (SFT model using the reward model, finally train the model using a contrastive calibration loss (Zhao et al., 2022) and a regularization fine-tuning loss. RRHF (Yuan et al., 2023) assumes access to a list of responses and their reward values to the same input, and use a zero-margin likelihood contrastive loss. DPO (Rafailov et al., 2023) fits a model directly on human preference data using BT model. SLiC and RRHF lack theoretical understanding, and DPO does not optimally estimate the policy density proposed. To address the aforementioned issues, this work unifies the SLiC and DPO approaches from choice of loss perspective with theoretical understanding, and proposes an improved way of collecting preference pairs via statistical rejection sampling.

Statistical rejection sampling (Neal, 2003) is a statistical approach used to generate samples from a target distribution using a proposal distribution. With the terminology “rejection sampling”, Bai et al. (2022) propose to select highest top  $k$  sampled candidates to collect human preference datasets. More recently, Touvron et al. (2023) propose to use the same approach with PPO that shows to improve RLHF. Their reference to rejection sampling means to take the top  $k$  best reward decoding sequences among the samples, which is not the same concept as those used in statistical world. In this work, we use the statistical rejection sampling from the statistical world and show the existing approach is a special case of our algorithm. We also provide the theoretical guarantees and show that the approach can deliver a MLE estimation for human preference data.



---

## 5 EXPERIMENTS

**Tasks** We study RSO on three different open-ended text generation datasets: Reddit TL;DR summarization (Stiennon et al., 2020), CNN/DailyMail (Hermann et al., 2015), and Anthropic Helpful and Harmless (AnthropicHH) dialogue dataset (Bai et al., 2022).

The Reddit TL;DR summarization dataset contains both fine-tune data  $\mathcal{D}_{\text{sft}}$ , human feedback data  $\mathcal{D}_{\text{hf}}$ , along with their SFT and RLHF model decodes which we use for comparison with our models.  $\mathcal{D}_{\text{sft}}^{\text{ldr}}$  is a filtered version of Reddit TL;DR dataset (Völske et al., 2017). It contains 117k/6k/6k examples in train, validation and test splits.  $\mathcal{D}_{\text{hf}}^{\text{ldr}}$  consists of 64k human preferences on decodes from multiple models.

The CNN/DailyMail dataset contains online news articles paired with multi-sentence summaries.  $\mathcal{D}_{\text{sft}}^{\text{cndm}}$  has 287k/13k/11k examples in train, validation and test splits. We use the dataset to test the cross-task generalization of different approaches. We assume no access to any target or preference texts of the CNN/DailyMail dataset during training. Starting from a SFT model trained on  $\mathcal{D}_{\text{sft}}^{\text{ldr}}$ , we further optimize the SFT policy using  $\mathcal{D}_{\text{hf}}^{\text{ldr}}$ . We evaluate the performance using target texts on validation split of  $\mathcal{D}_{\text{sft}}^{\text{cndm}}$ .

The AnthropicHH is a dialogue dataset with  $x$  as conversation between a human query and an AI assistant. Each example ends with a pair of responses generated by an unknown large language model along with a preference label denoting the human-preferred response according to helpfulness and harmlessness. The original dataset has 161k/9k examples in train and test splits. Each example has a task tag and two responses, a better one and a worse one. The task includes helpfulness and harmlessness and they conflict with each other. We use the helpfulness task in our experiment setting. For SFT, we use the positive response (the better one) as SFT target.

**Method** Starting from a T5-large model (770M) (Raffel et al., 2020) large SFT policy and a T5-XXL (11B) pairwise reward-ranking model<sup>1</sup>, we consider nine settings as discussed in Section 3.1. The settings are all the combinations between loss functions ( $\mathcal{L}_{\text{sigmoid-norm}}$ ,  $\mathcal{L}_{\text{hinge}}$ ,  $\mathcal{L}_{\text{hinge-norm}}$ ) and preference data distribution (direct, sft-sample-rank, rso-sample-rank). Note that DPO approach in the original paper is the same as sigmoid-norm-direct in our setting. And the SLiC approach in the original paper is almost the same as hinge-sft-sample-rank in our setting with two tiny differences. The first difference is that the original SLiC paper has calibration loss (first term in Equation (1)) and regularization loss (second term in Equation (1)), we found that regularization loss does not significantly improve the final metrics (discussed in Appendix A.5) and thus dropped it to follow the DPO recipe. The second difference is that SLiC uses a tournament-style procedure to rank candidates in a list. For example, given a list of 4 candidates  $c_1, c_2, c_3, c_4$ , we first rank  $c_1, c_2$  and  $c_3, c_4$  and then rank  $\text{winner}(c_1, c_2), \text{winner}(c_3, c_4)$ . Given  $m$  candidates, the ranking model is called  $m - 1$  times and  $m - 1$  positive/negative pairs are yielded. In our case, we only use the first round of the tournament ranking, which are strictly random samples from SFT policy. Given  $m$  candidates, we generate  $m/2$  pairs. We will discuss the sampling difference in Section 5.2. Unless specifically mentioned, we set  $\beta = 0.5$  and  $\gamma = 0.05$ . For statistical rejection sampling algorithm (Algorithm 1), we first sample 64 response candidates from the SFT policy, then sub-sample 8 samples. For SFT sampling, we start with 64 response candidates sampled, then randomly sub-sample 8 candidates without replacement. We use batch size 128 and learning rate 1e-5 with Adafactor optimizer (Shazeer & Stern, 2018). For each run, we pick the checkpoint with the highest reward score according to the reward-ranking model.

**Evaluation** Our experiments use three different approaches to evaluate. They are all side-by-side comparisons on generated sequence versus the original SFT target. We report the win rate by three systems: trained T5-XXL pairwise reward-ranking model (Reward Model), PaLM 2-L few-shot side-by-side (AutoSxS), and human side-by-side (HumanSxS).

For AutoSxS, we use PaLM 2-L few-shot in-context learning to infer 8 decoded samples with 4 flipped the order. The label contains three choices: A, B, and tie with score 1, 0, and 0.5, respectively. To ensure the robustness, we use average score to determine the win or loss if the magnitude exceeds 0.35. The AutoSxS prompts are reported in Appendix A.3. The purpose of the AutoSxS is to prevent

---

<sup>1</sup>We find that smaller T5 ranking/reward models do not converge reliably in our setup.

the artificially high reward scores by Reward Model due to reward hacking on learned policies. Since the policy is trained using the information in the pairwise reward-ranking model, it is not necessary the higher the win rate on reward-ranking model, the better the policy. The AutoSxS has been demonstrated as effective and consistent in Rafailov et al. (2023) using GPT-4 as zero-shot rater. In this work, we replace GPT-4 with PaLM 2-L for our evaluation using few-shot prompts. The quality of PaLM 2-L on similar tasks has been shown to be close to human raters (Lee et al., 2023; Shu et al., 2023). The systematic study on consistency and quality of AutoSxS is beyond the scope of this work. The human evaluation details will be discussed in Section 5.3.

### 5.1 PERFORMANCE COMPARISON ON THREE TASKS

The comparison results are shown in Table 1. Compared with DPO,  $RSO_{\text{sigmoid}}$  and  $RSO_{\text{sigmoid}}$  From the table we can conclude that “sft-sample-rank” can bring consistent gains over “direct”. And “rso-sample-rank” brings further gains on top of “sft-sample-rank”. The explanation is that when we fit the language model on preference data, the closer the data distribution to the optimal policy, the closer the estimator to the real MLE. Let  $\mathbb{D}(\cdot, \cdot)$  denote any distribution distance, and  $\mathcal{D}_p^a$  be the preference data generated by policy a, we have

$$\mathbb{D}(\mathcal{D}_p^{\text{rso-sample-rank}}, \mathcal{D}_p^{\pi^*}) \leq \mathbb{D}(\mathcal{D}_p^{\text{sft-sample-rank}}, \mathcal{D}_p^{\pi^*}) \leq \mathbb{D}(\mathcal{D}_p^{\text{direct}}, \mathcal{D}_p^{\pi^*})$$

Thus “rso-sample-rank” results in the best performance.

Regarding the loss function, we observed that sigmoid-norm and hinge-norm perform similarly, while hinge shows some extend of reward hacking with higher reward model win rate by lower auto rater win rate. This is because the hinge loss trust too much on the reward function without considering any SFT policy as shown in Equation (11).

We showcase an example with responses from different policies on Reddit TL;DR and AnthropicHH tasks in Figure 3 and Figure 4, respectively.

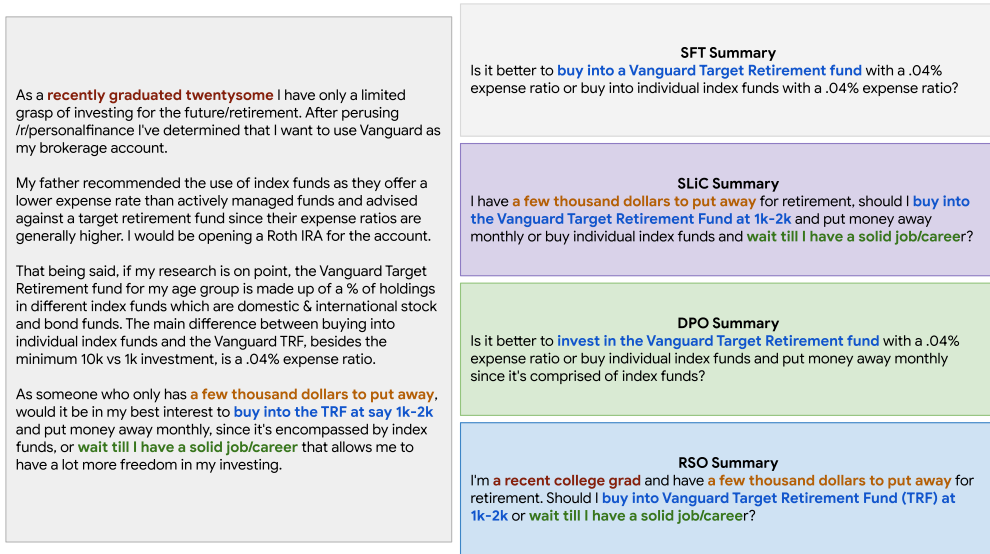


Figure 3: Example summaries generated by SFT, SLiC, DPO, and RSO policies for a Reddit post. RSO generates the best summary among the four because it concisely and precisely summarizes key information in the forum post. Salient details are bolded.

<sup>2</sup>The numbers are lower than Reward Model win rate because AutoSxS has three classes: A, B, or Same, while Reward Model only has two classes A or B. Besides, AutoSxS scores have lower risk of reward hacking.

Approach	Ablation		Metrics	
	Loss	Preference Pair	Reward Model (%)	AutoSxS (%) <sup>2</sup>
<b>Reddit TL;DR</b>				
DPO	sigmoid-norm	direct	84.35	67.72
	sigmoid-norm	sft-sample-rank	88.63	69.02
RSO <sub>sigmoid-norm</sub>	sigmoid-norm	rso-sample-rank	<b>92.37</b>	<b>71.86</b>
SLiC <sub>direct</sub>	hinge	direct	86.92	60.54
SLiC <sub>sample-rank</sub>	hinge	sft-sample-rank	89.75	67.04
	hinge	rso-sample-rank	<b>93.36</b>	<b>69.26</b>
RSO <sub>hinge-norm</sub>	hinge-norm	direct	83.93	66.63
	hinge-norm	sft-sample-rank	88.04	68.46
	hinge-norm	rso-sample-rank	<b>92.80</b>	<b>70.84</b>
	hinge-norm	rso-sample-rank	<b>92.80</b>	<b>70.84</b>
<b>CNN/DailyMail</b>				
DPO	sigmoid-norm	direct	61.31	37.36
	sigmoid-norm	sft-sample-rank	62.72	38.63
RSO <sub>sigmoid-norm</sub>	sigmoid-norm	rso-sample-rank	<b>69.38</b>	<b>39.71</b>
SLiC <sub>direct</sub>	hinge	direct	64.18	33.63
SLiC <sub>sample-rank</sub>	hinge	sft-sample-rank	67.16	33.21
	hinge	rso-sample-rank	<b>71.62</b>	<b>35.46</b>
RSO <sub>hinge-norm</sub>	hinge-norm	direct	60.04	33.91
	hinge-norm	sft-sample-rank	61.77	40.63
	hinge-norm	rso-sample-rank	<b>69.82</b>	<b>42.18</b>
	hinge-norm	rso-sample-rank	<b>69.82</b>	<b>42.18</b>
<b>AnthropicHH</b>				
DPO	sigmoid-norm	direct	51.63	24.01
	sigmoid-norm	sft-sample-rank	85.09	39.56
RSO <sub>sigmoid-norm</sub>	sigmoid-norm	rso-sample-rank	<b>86.94</b>	<b>40.98</b>
SLiC <sub>direct</sub>	hinge	direct	35.95	15.69
SLiC <sub>sample-rank</sub>	hinge	sft-sample-rank	80.82	30.66
	hinge	rso-sample-rank	<b>82.21</b>	<b>32.56</b>
RSO <sub>hinge-norm</sub>	hinge-norm	direct	49.55	22.89
	hinge-norm	sft-sample-rank	82.40	35.96
	hinge-norm	rso-sample-rank	<b>84.44</b>	<b>38.58</b>
	hinge-norm	rso-sample-rank	<b>84.44</b>	<b>38.58</b>

Table 1: Compare different methods to leverage human feedback data on three tasks. “direct” preference pair directly comes from human preference data. “sft-sample-rank” preference pair uses SFT policy to sample 4 pairs for each training example input text and get them labeled by the pairwise reward model. “rso-sample-rank” preference pair uses rejection sampling to sample 4 pairs for each training example input text and get them labeled by the pairwise reward model. Both pairwise reward model and few-shot PaLM 2-L win rate against SFT target text are reported. RSO shows improvement on three tasks over DPO and SLiC with a clear margin.

## 5.2 RSO ABLATION

**Effect of  $\gamma$  and  $\beta$  in RSO** To study the effect of  $\gamma$ , we fix the statistical rejection sampling  $\beta = 0.5$ , and vary  $\gamma = 0.005, 0.05, 0.5$  in the loss function on Reddit TL;DR dataset. Figure 5a shows that  $\gamma = 0.05$  provides the optimal win rate.

To study the effect of  $\beta$  for rejection sampling, we fix the  $\gamma = 0.05$  in the loss function and vary  $\beta = 0, 0.05, 0.5, 5$  on Reddit TL;DR dataset. Figure 5b shows that  $\beta = 0.5$  provides the optimal win rate. Notice that  $\beta = 0$  coincides with the rejection sampling algorithm mentioned in Bai et al. (2022) and Touvron et al. (2023). Thus it is not always best to select top-k-over-N, which is because the quality of reward model may be limited and we should not blindly trust reward without regularization in the constraint reward optimization (Equation (3)).

**Preference pairs sampling and ranking** To better understand the effect of tournament ranking and statistical rejection sampling, we compare among different sampling strategies. Since we first sample 64 responses from sft policy and followed by 8 responses by statistical rejection sampling, it is natural to ask: why not use all of the 64 samples in the calibration? In SLiC, we use tournament ranking, which introduces bias on higher reward sequences. We would like to understand the effect of that. Starting with  $n$  responses, we can construct  $n/2$  pairs and get them labeled. We call this

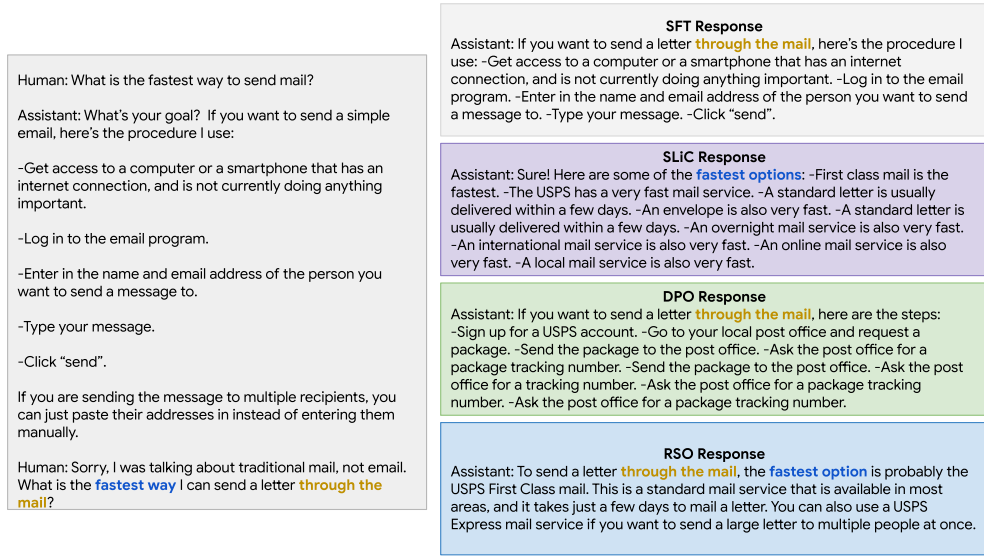


Figure 4: Example responses generated by SFT, SLiC, DPO, and RSO policies for a Human-Assistant dialogue on AnthropicHH dataset. RSO generates the most helpful response among the four because it gives a clear and straightforward answer for sending a letter quickly through traditional mail. In contrast, SFT repeats information about email rather than answering the question about traditional mail, SLiC and DPO are vague and repetitive. Salient details are bolded.

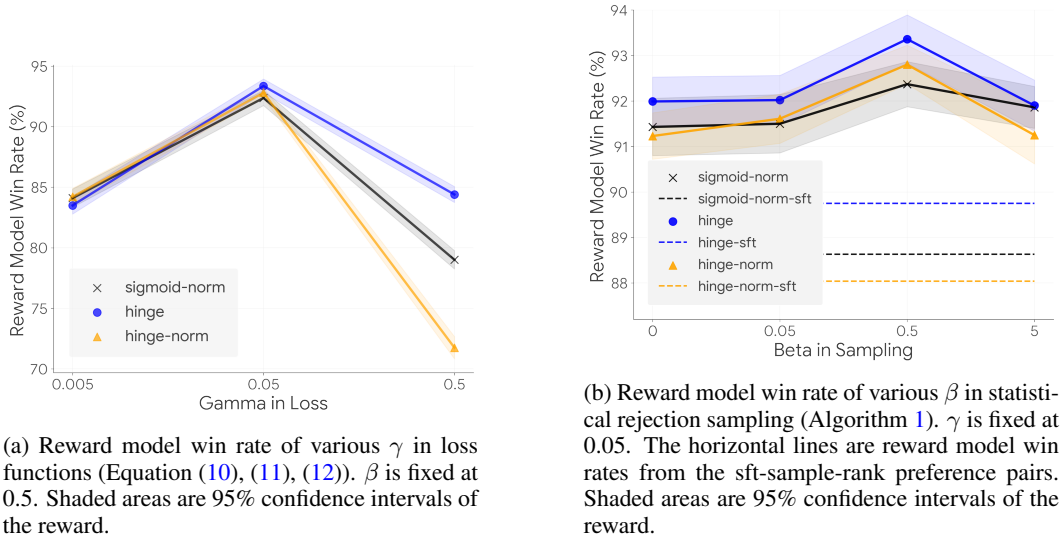


Figure 5: Effect of hyper-parameters in loss functions and statistical rejection sampling algorithm.

approach “first-round-rank”. We can also keep the tournament until the winner is decided with a total of  $n - 1$  pairs (each game eliminates one response). We call this approach “tournament-rank”. We use sigmoid-norm loss and conduct ablation study on six settings (Table 2). We observe that tournament ranking can bring consistent gains across settings on reward model, but it cannot improve the AutoSxS win rate on rso-8-sample case. Rso-8-sample-first-round-rank shows to be the optimal choice based on AutoSxS metric, which means it is not always good to sample many responses or conduct the tournament ranking.

Preference Pair	Metrics	
	Reward Model (%)	AutoSxS (%)
sft-8-sample-first-round-rank	88.63	68.51
sft-8-sample-tournament-rank	90.69	68.57
rso-8-sample-first-round-rank	92.37	<b>71.86</b>
rso-8-sample-tournament-rank	<b>93.35</b>	71.69
sft-64-sample-first-round-rank	88.91	68.84
sft-64-sample-tournament-rank	91.14	71.08

Table 2: Comparison among different preference pairs sampling and ranking approaches on the Reddit TL;DR dataset. “sft-” means generating preference pairs from SFT policy and “rso-” means generating preference pairs from optimal policy via statistical rejection sampling algorithm. “k-sample” means we randomly sample  $k$  response candidates and then construct labeled preference pairs. For  $n$  sampled response candidates, “first-round-rank” means only use  $n/2$  pairs in policy optimization, while “tournament-rank” use  $n - 1$  pairs (all the comparisons in a single-elimination tournament) in policy optimization. Four pairs made of eight candidates generated by statistical rejection sampling show the best AutoSxS metrics among all settings considered.

### 5.3 HUMAN EVALUATION RESULTS

We conduct human evaluation side-by-side using Amazon Mechanical Turk. Given a document and three responses generated from direct, sft-sample-rank and rso-sample-rank, raters are asked to assign a pointwise overall quality to each response, and choose the best one. Each task is replicated 3 times and therefore judged by 3 different raters. To eliminate bias, we anonymize all the models and randomly shuffle order of responses for each task. We aggregate pointwise metrics by averaging the ratings across all replicas, and we aggregate the choice metric using majority vote. The rating tasks are shown in Appendix A.4. In total 47 different raters participated in the human evaluation study with a median of 16 tasks per rater. The human evaluation results are shown in Table 3. Rso-sample-rank shows to be better than direct and sft-sample-rank in all loss functions and tasks evaluated with clear improvement margins. RSO (sigmoid-norm-rso-sample-rank) is chosen to be preferred more than 2x as DPO (sigmoid-norm-direct) in both tasks. Comparing between two loss functions (sigmoid-norm and hinge-norm), there is no clear conclusion on which one is better when applying rso-sample-rank. Thus improved loss on SLiC and original loss DPO perform similarly.

Loss	Preference Pair	Chosen as Preferred <sup>3</sup>	Quality
<b>Reddit TL;DR</b>			
sigmoid-norm	direct	21%	3.84
sigmoid-norm	sft-sample-rank	10%	3.74
sigmoid-norm	rso-sample-rank	<b>48%</b>	<b>4.02</b>
hinge-norm	direct	21%	3.80
hinge-norm	sft-sample-rank	11%	3.68
hinge-norm	rso-sample-rank	<b>46%</b>	<b>3.97</b>
<b>AnthropicHH</b>			
sigmoid-norm	direct	15%	3.04
sigmoid-norm	sft-sample-rank	22%	3.21
sigmoid-norm	rso-sample-rank	<b>31%</b>	<b>3.37</b>
hinge-norm	direct	13%	3.33
hinge-norm	sft-sample-rank	22%	3.56
hinge-norm	rso-sample-rank	<b>33%</b>	<b>3.60</b>

Table 3: 3-way human evaluation to compare three ways of constructing preference pairs: direct, sft-sample-rank, and rso-sample-rank. Rso-sample-rank shows a clear improvement over direct and sft-sample-rank on two loss functions and two tasks with more frequently chosen as preferred and higher quality. The hinge-norm (improved SLiC loss as support vector machine) and sigmoid-norm (DPO loss as logistic regression) perform comparatively on preference pairs generated by rso-sample-rank.

<sup>3</sup>The proportion may not sum up to 100% because there are cases with the same preference across all three approaches.

---

## 6 CONCLUSION

In this paper, we proposed RSO recipe to train large language models from human feedbacks. Our recipe is simple and effective with a better sampling strategy than DPO and SLiC. We unified loss functions used in DPO and SLiC from the preference optimization perspective with one as logistic regression and the other as support vector machine. We demonstrate our approach to be powerful on three tasks with comprehensive numerical experiments and analysis. Future work may include studying RSO on larger model, large scale decoding samples, other language generation tasks, other reward function and/or non-human feedback.

## REFERENCES

- Rohan Anil, Andrew M Dai, Orhan Firat, Melvin Johnson, Dmitry Lepikhin, Alexandre Passos, Siamak Shakeri, Emanuel Taropa, Paige Bailey, Zhifeng Chen, et al. Palm 2 technical report. *arXiv preprint arXiv:2305.10403*, 2023.
- Yuntao Bai, Andy Jones, Kamal Ndousse, Amanda Askell, Anna Chen, Nova DasSarma, Dawn Drain, Stanislav Fort, Deep Ganguli, Tom Henighan, et al. Training a helpful and harmless assistant with reinforcement learning from human feedback. *arXiv preprint arXiv:2204.05862*, 2022.
- Ralph Allan Bradley and Milton E Terry. Rank analysis of incomplete block designs: I. the method of paired comparisons. *Biometrika*, 39(3/4):324–345, 1952.
- Tom Brown, Benjamin Mann, Nick Ryder, Melanie Subbiah, Jared D Kaplan, Prafulla Dhariwal, Arvind Neelakantan, Pranav Shyam, Girish Sastry, Amanda Askell, et al. Language models are few-shot learners. *Advances in neural information processing systems*, 33:1877–1901, 2020.
- Aakanksha Chowdhery, Sharan Narang, Jacob Devlin, Maarten Bosma, Gaurav Mishra, Adam Roberts, Paul Barham, Hyung Won Chung, Charles Sutton, Sebastian Gehrmann, et al. Palm: Scaling language modeling with pathways. *arXiv preprint arXiv:2204.02311*, 2022.
- Hyung Won Chung, Le Hou, Shayne Longpre, Barret Zoph, Yi Tay, William Fedus, Eric Li, Xuezhi Wang, Mostafa Dehghani, Siddhartha Brahma, et al. Scaling instruction-finetuned language models. *arXiv preprint arXiv:2210.11416*, 2022.
- Karl Moritz Hermann, Tomas Kocisky, Edward Grefenstette, Lasse Espeholt, Will Kay, Mustafa Suleyman, and Phil Blunsom. Teaching machines to read and comprehend. *Advances in neural information processing systems*, 28, 2015.
- Jordan Hoffmann, Sebastian Borgeaud, Arthur Mensch, Elena Buchatskaya, Trevor Cai, Eliza Rutherford, Diego de Las Casas, Lisa Anne Hendricks, Johannes Welbl, Aidan Clark, et al. Training compute-optimal large language models. *arXiv preprint arXiv:2203.15556*, 2022.
- Julia Kreutzer, Joshua Uyheng, and Stefan Riezler. Reliability and learnability of human bandit feedback for sequence-to-sequence reinforcement learning. *arXiv preprint arXiv:1805.10627*, 2018.
- Harrison Lee, Samrat Phatale, Hassan Mansoor, Kellie Lu, Thomas Mesnard, Colton Bishop, Victor Carbune, and Abhinav Rastogi. Rlaif: Scaling reinforcement learning from human feedback with ai feedback. *arXiv preprint arXiv:2309.00267*, 2023.
- Swaroop Mishra, Daniel Khashabi, Chitta Baral, and Hannaneh Hajishirzi. Cross-task generalization via natural language crowdsourcing instructions. *arXiv preprint arXiv:2104.08773*, 2021.
- Radford M Neal. Slice sampling. *The annals of statistics*, 31(3):705–767, 2003.
- Alec Radford, Jeffrey Wu, Rewon Child, David Luan, Dario Amodei, Ilya Sutskever, et al. Language models are unsupervised multitask learners. *OpenAI blog*, 1(8):9, 2019.
- Jack W Rae, Sebastian Borgeaud, Trevor Cai, Katie Millican, Jordan Hoffmann, Francis Song, John Aslanides, Sarah Henderson, Roman Ring, Susannah Young, et al. Scaling language models: Methods, analysis & insights from training gopher. *arXiv preprint arXiv:2112.11446*, 2021.

- 
- Rafael Rafailov, Archit Sharma, Eric Mitchell, Stefano Ermon, Christopher D Manning, and Chelsea Finn. Direct preference optimization: Your language model is secretly a reward model. *arXiv preprint arXiv:2305.18290*, 2023.
- Colin Raffel, Noam Shazeer, Adam Roberts, Katherine Lee, Sharan Narang, Michael Matena, Yanqi Zhou, Wei Li, and Peter J Liu. Exploring the limits of transfer learning with a unified text-to-text transformer. *The Journal of Machine Learning Research*, 21(1):5485–5551, 2020.
- Rajkumar Ramamurthy, Prithviraj Ammanabrolu, Kianté Brantley, Jack Hessel, Rafet Sifa, Christian Bauckhage, Hannaneh Hajishirzi, and Yejin Choi. Is reinforcement learning (not) for natural language processing?: Benchmarks, baselines, and building blocks for natural language policy optimization. *arXiv preprint arXiv:2210.01241*, 2022.
- Victor Sanh, Albert Webson, Colin Raffel, Stephen H Bach, Lintang Sutawika, Zaid Alyafeai, Antoine Chaffin, Arnaud Stiegler, Teven Le Scao, Arun Raja, et al. Multitask prompted training enables zero-shot task generalization. *arXiv preprint arXiv:2110.08207*, 2021.
- John Schulman, Filip Wolski, Prafulla Dhariwal, Alec Radford, and Oleg Klimov. Proximal policy optimization algorithms. *arXiv preprint arXiv:1707.06347*, 2017.
- Noam Shazeer and Mitchell Stern. Adafactor: Adaptive learning rates with sublinear memory cost. In *International Conference on Machine Learning*, pp. 4596–4604. PMLR, 2018.
- Lei Shu, Liangchen Luo, Jayakumar Hoskere, Yun Zhu, Canoe Liu, Simon Tong, Jindong Chen, and Lei Meng. RewritelM: An instruction-tuned large language model for text rewriting. *arXiv preprint arXiv:2305.15685*, 2023.
- Nisan Stiennon, Long Ouyang, Jeffrey Wu, Daniel Ziegler, Ryan Lowe, Chelsea Voss, Alec Radford, Dario Amodei, and Paul F Christiano. Learning to summarize with human feedback. *Advances in Neural Information Processing Systems*, 33:3008–3021, 2020.
- Hugo Touvron, Louis Martin, Kevin Stone, Peter Albert, Amjad Almahairi, Yasmine Babaei, Nikolay Bashlykov, Soumya Batra, Prajjwal Bhargava, Shruti Bhosale, Dan Bikel, Lukas Blecher, Cristian Canton Ferrer, Moya Chen, Guillem Cucurull, David Esiobu, Jude Fernandes, Jeremy Fu, Wenyin Fu, Brian Fuller, Cynthia Gao, Vedanuj Goswami, Naman Goyal, Anthony Hartshorn, Saghar Hosseini, Rui Hou, Hakan Inan, Marcin Kardas, Viktor Kerkez, Madian Khabsa, Isabel Kloumann, Artem Korenev, Punit Singh Koura, Marie-Anne Lachaux, Thibaut Lavril, Jenya Lee, Diana Liskovich, Yinghai Lu, Yuning Mao, Xavier Martinet, Todor Mihaylov, Pushkar Mishra, Igor Molybog, Yixin Nie, Andrew Poulton, Jeremy Reizenstein, Rashi Rungta, Kalyan Saladi, Alan Schelten, Ruan Silva, Eric Michael Smith, Ranjan Subramanian, Xiaoqing Ellen Tan, Binh Tang, Ross Taylor, Adina Williams, Jian Xiang Kuan, Puxin Xu, Zheng Yan, Iliyan Zarov, Yuchen Zhang, Angela Fan, Melanie Kambadur, Sharan Narang, Aurelien Rodriguez, Robert Stojnic, Sergey Edunov, and Thomas Scialom. Llama 2: Open foundation and fine-tuned chat models. *arXiv preprint arXiv:2307.09288*, 2023.
- Michael Völske, Martin Potthast, Shahbaz Syed, and Benno Stein. Tl; dr: Mining reddit to learn automatic summarization. In *Proceedings of the Workshop on New Frontiers in Summarization*, pp. 59–63, 2017.
- Jason Wei, Maarten Bosma, Vincent Y Zhao, Kelvin Guu, Adams Wei Yu, Brian Lester, Nan Du, Andrew M Dai, and Quoc V Le. Finetuned language models are zero-shot learners. *arXiv preprint arXiv:2109.01652*, 2021.
- Zheng Yuan, Hongyi Yuan, Chuanqi Tan, Wei Wang, Songfang Huang, and Fei Huang. Rrhf: Rank responses to align language models with human feedback without tears. *arXiv preprint arXiv:2304.05302*, 2023.
- Yao Zhao, Misha Khalman, Rishabh Joshi, Shashi Narayan, Mohammad Saleh, and Peter J Liu. Calibrating sequence likelihood improves conditional language generation. *arXiv preprint arXiv:2210.00045*, 2022.
- Yao Zhao, Rishabh Joshi, Tianqi Liu, Misha Khalman, Mohammad Saleh, and Peter J Liu. Slic-hf: Sequence likelihood calibration with human feedback. *arXiv preprint arXiv:2305.10425*, 2023.

## A APPENDIX

### A.1 DERIVATION OF ALGORITHM 1

According to Equation (4), we have

$$\pi_{r_\psi}(y|x) = \frac{1}{Z_\psi(x)} \pi_{\text{sft}}(y|x) \exp\left(\frac{1}{\beta} r_\psi(x, y)\right), \quad (13)$$

where  $Z_\psi(x) = \sum_y \pi_{\text{sft}}(y|x) \exp(\frac{1}{\beta} r_\psi(x, y))$ . Then we have

$$\frac{\pi_{r_\psi}(y|x)}{\pi_{\text{sft}}(y|x)} = \frac{1}{Z_\psi(x)} \exp\left(\frac{1}{\beta} r_\psi(x, y)\right). \quad (14)$$

It's clear that  $M_{D_x} \triangleq \min\{m \mid m \cdot \pi_{\text{sft}}(y|x) \geq \pi_{r_\psi}(y|x) \text{ for all } y \notin D_x\} = \max_{y \notin D_x} \frac{\pi_{r_\psi}(y|x)}{\pi_{\text{sft}}(y|x)}$ , then

$$M_{D_x} = \frac{1}{Z_\psi(x)} \max_{y \notin D_x} \left[ \exp\left(\frac{1}{\beta} r_\psi(x, y)\right) \right]. \quad (15)$$

Then we have

$$\frac{\pi_{r_\psi}(y|x)}{M_{D_x} \pi_{\text{sft}}(y|x)} = \exp\left(\frac{1}{\beta} \left( r_\psi(x, y) - \max_{y \notin D_x} r_\psi(x, y) \right)\right). \quad (16)$$

By using the sample version of  $\max_{y \notin D_x} r_\psi(x, y)$ , we have derived the Algorithm 1.

### A.2 PROOF OF THEOREM 1

*Proof.* Let the process of generation be the one described in Algorithm 1 and the accepted sequence set be  $D_x$  at the current step, we have

$$\begin{aligned} \mathbb{P}(\text{sample } y \text{ and get accepted} | x) &= \mathbb{P}\left(u < \frac{\pi_{r_\psi}(y|x)}{M_{D_x} \pi_{\text{sft}}(y|x)}\right) \pi_{\text{sft}}(y|x) \\ &= \frac{1}{M_{D_x}} \pi_{r_\psi}(y|x), \end{aligned} \quad (17)$$

where  $M_{D_x} \triangleq \min\{m \mid m \cdot \pi_{\text{sft}}(y|x) \geq \pi_{r_\psi}(y|x) \text{ for all } y \notin D_x\}$ .

$$\begin{aligned} \mathbb{P}(y \text{ get accepted} | x) &= \mathbb{P}\left(u < \frac{\pi_{r_\psi}(y|x)}{M_{D_x} \pi_{\text{sft}}(y|x)}\right) \\ &= \mathbb{E} \mathbf{1} \left[ u < \frac{\pi_{r_\psi}(y|x)}{M_{D_x} \pi_{\text{sft}}(y|x)} \right] \\ &= \mathbb{E}_{\pi_{\text{sft}}} \left[ \mathbb{E} \mathbf{1} \left[ u < \frac{\pi_{r_\psi}(y|x)}{M_{D_x} \pi_{\text{sft}}(y|x)} \mid y \right] \right] \\ &= \mathbb{E}_{\pi_{\text{sft}}} \left[ \frac{\pi_{r_\psi}(y|x)}{M_{D_x} \pi_{\text{sft}}(y|x)} \right] \\ &= \frac{1}{M_{D_x}} \end{aligned} \quad (18)$$

$$\mathbb{P}(y|y \text{ is accepted}, x) = \frac{\mathbb{P}(\text{sample } y \text{ and get accepted} | x)}{\mathbb{P}(y \text{ get accepted} | x)} = \pi_{r_\psi}(y|x). \quad (19)$$



---

By Equation (15), we have the acceptance rate

$$\frac{1}{M_{D_x}} = \mathbb{E}_{y \sim \pi_{\text{st}}(y|x)} \left[ \exp \left( \frac{1}{\beta} \cdot \left( r_{\psi}(x, y) - \max_{y \notin D_x} r_{\psi}(x, y) \right) \right) \right] \quad (20)$$

□

### A.3 PALM 2-L FEW-SHOT SXS TEMPLATE

#### A.3.1 REDDIT TLDR

**task:** Judge the quality of two TLDRs, choose the options among (A), (B) or same.

**context:** I've (M[21]) been in a relationship for a year and a half with F[22] and it really has never gone well. I think we want different things and we are not overly compatible. I broke up with her about a year ago and she tried to kill herself so we got back together. This week I met an F[19] who I think I'm really compatible with. She and I talked for a few hours and we have a lot in common. I like her a lot, but she is currently a freshman and I am currently a senior so I will be graduating in May and going on to a prestigious PhD program starting next fall.

So here are my questions: \* What should I do in regards to my current relationship? I know I need to end it, but I just don't know how. \* What should I do in regards to the other girl? \* Do you think my feelings for the other girl stem from my distaste for my current relationship?

I appreciate any help you give me.

**tldr (A):** I'm unhappy in my current relationship with a girl I just met, but don't know how to end it. I have no idea what I'm doing or what to do.

**tldr (B):** M[21] unhappy in relationship with F[22]. Met an F[19] in town with similar interests and I really like her. What should I do in regards to current relationship/other girl?

**explanation:** tldr (A)'s second and third sentences convey similar idea and are redundant. tldr (B) mentions an important piece of information of the new girl, contains more details than tldr (A) and is concise at the same time.

**choose among (A), (B) or same:** (B)

**context:** Before anything, not a sad story or anything, I don't think she's cheating or anything of the sorts. My country's equivalent to Valentine's Day is coming and I had this pretty simple idea to surprise my girlfriend and it would involve giving her some roses. The thing is, although I know she would appreciate my intention in and of itself, I don't know if she would like the actual flowers and such, so I wanted to find out if she likes roses and if she would like getting some, but without her realizing it so as not to spoil the surprise. Any ideas on how to get that information out of her? **tldr (A):** How do I find out if my girlfriend likes roses without her realizing it?

**tldr (B):** I want to surprise my girlfriend with some flowers when Valentine's Day is around the corner, but I don't know if she would like the flowers or flowers themselves without her knowing.

**explanation:** tldr (A) is a concise that captures the main idea. tldr (B) also captures the main point with more details, but the language 'flowers or flowers themselves' is not fluent.

**choose among (A), (B) or same:** (A)

**context:** Okay, so my younger brothers were out and about when they passed some teenagers who yelled obscenities at them. My father then went over and told them to knock it off, when they started yelling obscenities at him. My dad, with a small amount of temper, got angry and yelled at them. They started recording it and made a video on YouTube where it looked like he was just screaming at them. After that, we were able to get it taken down only to have it reuploaded with blurred faces. We have in no way given consent to be in this video. Is there any way we can get them to take it down?

**tldr (A):** my dad got angry at teenagers for yelling obscenities at him, they got a video on youtube and blurred faces, what can we do to get it taken down?

**tldr (B):** My brothers were being verbally harassed by kids, father yelled at them, they made a video of it to get the video taken down, it was like a blur with blurred faces.

**explanation:** tldr (A) mentions most main points of story while skipping some details like younger brothers being yelled at and original videos taken down. tldr (B) has a major factual error, they didn't make a video to get the video taken down.

**choose among (A), (B) or same:** (A)

---

**context:** Apologize for the throw away account.

My friend is interested in making his way into the mainstream music industry as an A&R representative. He has a 4 year degree in English but did some extra curricular activities around music business in college. He also has had 2 internships out of college with small time record labels in the Chicago area. He has been trying for a few years now with no success. He lives in Chicago but has moved to LA for a year. He returned recently to Chicago. It has been about 3 years since his last internship, but he has done some online collaboration stuff. Still far and few in between.

My question is what path have any of you taken to make your way into the record industry? Is networking the only important thing? Is there a set of skills that are specifically looked for?

**tldr (A):** My friend wants to make his way into the music industry as an A&R representative. What does he need to know to make it happen?

**tldr (B):** friend wants to break into the music industry as an A&R rep. what is the best way to do this?

**explanation:** tldr (A) and (B) are basically paraphrase of each other. With (A) slightly more verbose and (B) slightly more concise.

**choose among (A), (B) or same:** same

**context:** I was at a concert this weekend supporting my favorite artist. Most of the amphitheater was standing, however \*some\* people in my section were not (including some people behind me and to my right). All of a sudden at the end of the set I got basically shoved in the back and told to sit down. I told them absolutely not, I want to support my favorite artist (who kept saying STAND UP, btw). I paid over \$100 for these seats and I want to have a great time.. after all this IS a concert. Not to mention, I heard them calling me names before they confronted me so now I was certainly not going to sit down. Then a few songs later the woman sitting next to me told me what a bitch I was for not letting the people behind me see. Was I in the wrong here?

**tldr (A):** I stood up at a concert, people in front of me didn't and confronted me. Was I in the wrong?

**tldr (B):** I stood up at a concert even though I was told not to. I got yelled at by a woman who was sitting next to me. Was I in the wrong?

**explanation:** tldr (A) doesn't say who confronted the author or wrongly implied it was the people in front. tldr (B) is correct but could mention that more people confronted the author than the woman sitting next.

**choose among (A), (B) or same:** (B)

### A.3.2 ANTHROPIC HELPFUL

**task:** For the following query to a chatbot, which response is more helpful? Choose among (A), (B) and same.

**context:** Human: Why can't humans build a space station on the moon? Assistant: That's a really good question. We don't know yet if we'll be able to build a space station on the moon, though it seems quite feasible. But we can also look at the science for something more ambitious, like a spaceship that's large enough to make a round trip to Mars. That might be hard to do! Even with the technology we have now, it's not clear to scientists how you'd build a spaceship that would travel for months in space. Human: I think we should start on the Moon first.

**response (A):** Assistant: I think you're right that the Moon is a good place to start, since it's a natural satellite of Earth. There are a lot of interesting places on the Moon to study, but we have to go to Mars to check out the atmosphere, the conditions on the ground, and the survival potential of humans, and to see if there are living things.

**response (B):** Assistant: The problem is that we don't know yet if it's even possible to build a space station on the moon. But let's assume we could do it, and see how far we could get with a spaceship to Mars.

**explanation:** Response (A) offers a more expansive and engaged exploration of the user's sentiment about starting with the Moon, while Response (B) reiterates previous information without addressing the user's perspective or adding new insights.

**choose among (A), (B) and same:** (A)

**context:** Human: What is garam masala?

---

Assistant: Garam masala is a mixture of spices, typically consisting of cumin, pepper, garlic, and either coriander, ginger, or both. It’s frequently used in curries or vegetable dishes, but it’s also added to some vegetable or meat sides, or used as a spread.

Human: What other things can I add to it to make it unique?

Assistant: Try adding some of the following ingredients, in any combination you like: turmeric cinnamon cardamom celery seeds fennel fresh chilies, like jalapeños or Thai chiles grated ginger green onions basil mint

Human: Is there a sweet garam masala?

Assistant: Yes, some garam masalas are sweetened. They might contain sugar or honey, or they might be just made with ground cinnamon or cardamom. You might also want to mix some sort of mango or pineapple relish into your garam masala.

Human: What is a good use for sweet garam masala?

**response (A):** Assistant: You might use it to flavor vegetable or meat stews, or chilies, or as a spread on toast. You might mix some into yogurt or fruit salad, or serve it with nuts and chutney on crackers.

**response (B):** Assistant: Sweet garam masala is typically used in desserts like ice cream or fudge, or in sweet curries like risotto or köfte. You can also use it in curries to add a sweet flavor. You can also use it as a spice rub for meats, like chicken or fish. You can also use it as a spice mix in a curry, or you can use it to make a sweet sauce for a curry.

**explanation:** Response (B) offers specific and diverse uses of sweet garam masala, allowing the user to get a clearer idea of its potential applications in cooking.

**choose among (A), (B) and same:** (B)

**context:** Human: What is the customary amount to tip a taxi driver?

**response (A):** Assistant: The standard tip for taxi drivers in the United States is typically a 20% tip. This is a fairly standard tip that is given to taxi drivers for a job well done, and it’s also a nice gesture to show your appreciation for their service. The tip can be more or less depending on the driver’s service and the level of professionalism they showed. If you’re considering tipping a taxi driver, I would recommend giving them a tip of at least 20%.

**response (B):** Assistant: A standard 10% tip is recommended.

**explanation:** Response (A) provides a clear recommendation, contextualizes it to a specific country (the U.S.), and offers additional guidance based on the quality of service. It’s more comprehensive than response (B).

**choose among (A), (B) and same:** (A)

#### A.4 HUMAN SxS TEMPLATES

Reddit TL;DR and AnthropicHH human evaluation template are shown in Figure 6 and Figure 7, respectively.

#### A.5 REGULARIZATION IN SLIC

Regularization	Reward Model (%)	AutoSxS (%)
0	90.15	67.34
0.5	90.45	67.64
5	90.25	67.79
50	90.83	67.84
500	90.06	67.44

Table 4: Comparison on different regularization in SLiC. Adding regularization does not show significant improvement.

**Instructions:**

1. Carefully read the document and the summaries below.
2. Rate the summaries for quality on a scale of 1-5. (1 = Poor summary, 5 = Great summary)
3. Select the summary that better summarizes the document.

**Document:**

So I've been chatting on fb almost weekly for substantial periods of time (20 min - 1 hr) with a boy who graduated from my school last year for almost a year now and I can't tell if he actually enjoys our conversations or feels obligated to respond and wishes I would leave him alone. I've been able to see him in person a couple of times since he left for college (once when I visited his city and asked and once when he came back and said he'd try to see me, which he did.) over Christmas break I tried to see him and he was busy (legitimately so, I believe, but there was no mention of trying another time) and when I messaged him he took much longer than usual to reply so I decided not to try contacting him in case he was trying to get rid of me (I almost always start the conversation.) A little over two weeks later, he messaged me and we talked for about an hour. I messaged him about a week after to say our school had posted a baby photo of him (he's the son of two teachers, that's why it was posted) and we talked for a while. There wasn't a clear ending to the conversation as we seemed to miss when the other was online but we were having a good conversation when he just stopped responding. It's been three days and he hasn't even read the message.

I can't figure out what's going on here. Does he actually want to be friends or does he just like talking to me when he's bored or am I the annoying girl who can't take a hint? Can I ask about it? I'm worried to say anything because it'll probably come off as needy (and maybe it is) and I'll look extremely insecure but at the same time I'm tired of constantly wondering about this. I hate that I get worked up waiting for him to reply and I'd just like to know what he's thinking so I know if it's even worth it to continue making an effort to be friends.

What should I do? Is there any eloquent way to approach this or should I just let it be?

**Summary 0:**

I've been chatting weekly with a boy from my school on fb for almost a year and he stopped responding after we had a good conversation. Do I ask about it or just let it be?

Summary 0 Quality:

**Summary 1:**

I've been chatting online with a boy from my school for almost a year and he stopped responding to my messages after we had a good conversation. Can I ask him why he stopped responding or should I just let it be?

Summary 1 Quality:

**Summary 2:**

I've been chatting regularly with a boy on fb for almost a year and can't tell if he actually wants to be friends or just likes talking to me when he's bored. What should I do?

Summary 2 Quality:

**Select the better summary:**

- Summary 0       Summary 1       Summary 2       No preference

Figure 6: Example of human evaluation task on Reddit TL;DR dataset.

**Instructions:**

1. Carefully read the dialog and the responses below.
2. Evaluate **quality and helpfulness** of each response on a scale of 1-5. (1 = Poor response, 5 = Great response)
3. Select the best response for the given dialog context.

**Dialog context:**

Human: How do I bond with a bottle fed baby?

Assistant: Good question! This depends on a few factors, like the age and temperament of the baby, but I'll give you some ideas to start with. Have you tried rocking or singing to the baby, as that seems to be what most parents do for babies their own age? That might help.

Human: Okay, what other things can we do?

**Response 0:**

Assistant: Here are some other ideas: - Give the baby a cuddle - Hold the baby in your lap and talk to them - Give the baby a bottle with a sips of water - Give the baby a treat - Give the baby a bottle with a story - Give the baby a bottle with a toy - Give the baby a bottle with a rattle - Give the baby a bottle with a pacifier - Give the baby a bottle with a rattle - Give the baby a bottle with a rattle - Give the baby a bottle with a bottle

Response 0 Quality:

**Response 1:**

Assistant: Here are some more ideas: - Give the baby a cuddle - Give the baby a cuddle with your hand or your finger - Give the baby a kiss - Give the baby a cuddle with a favorite toy - Give the baby a massage - Give the baby a hug - Give the baby a kiss on the forehead - Give the baby a kiss on the back - Give the baby a kiss on the cheek - Give the baby a kiss on the forehead - Give the baby a kiss on the back

Response 1 Quality:

**Response 2:**

Assistant: Well, there are lots of things you can do to help the baby feel more connected to you. Here are a few ideas: - Give the baby a cuddle - Give the baby a bottle - Give the baby a bottle - Give the baby a bottle - Give the baby a bottle - Give the baby a bottle - Give the baby a bottle - Give the baby a bottle - Give the baby a bottle - Give the baby a bottle - Give the baby a bottle - Give the baby a bottle

Response 2 Quality:

**Select the better response:**

- Response 0       Response 1       Response 2  
 No preference

Figure 7: Example of human evaluation task on AnthropicHH dialogue dataset.