

Modeling Cognitive-Affective Processes with Appraisal and Reinforcement Learning

Jiayi Zhang, Joost Broekens, Jussi Jokinen

Abstract—Computational models can advance affective science by shedding light onto the interplay between cognition and emotion from an information processing point of view. We propose a computational model of emotion that integrates reinforcement learning (RL) and appraisal theory, establishing a formal relationship between reward processing, goal-directed task learning, cognitive appraisal and emotional experiences. The model achieves this by formalizing evaluative checks from the component process model (CPM) in terms of temporal difference learning updates. We formalized novelty, goal relevance, goal conduciveness, and power. The formalization is task independent and can be applied to any task that can be represented as a Markov decision problem (MDP) and solved using RL. We investigated to what extent CPM-RL enables simulation of emotional responses caused by interactive task events. We evaluate the model by predicting a range of human emotions based on a series of vignette studies, highlighting its potential in improving our understanding of the role of reward processing in affective experiences.

Index Terms—Emotion modelling, reinforcement learning, appraisal theory.

I. INTRODUCTION

COMPUTATIONAL cognitive models of emotion have an important role in affective computing [1], [2], [3]. By implementing hypotheses about the connection between cognitive processes and emotional responses they shed light on the relationship between goal-directed interactive behavior, cognitive information processing, and emotions. An improved understanding of emotion as a function of these factors facilitates more accurate prediction of emotion in affective computing, an essential feature for machines that understand their users.

Emotions are an integral part of human goal-oriented behavior and problem-solving: they contribute to motivating us, explaining why we act in a particular way [4], [5]. Moreover, they take part in the feedback system that drives learning and adaptation - features that are crucial to our ability to successfully navigate complex task environments. However, modeling the role of emotion in motivation and adaptation is difficult due to the latent nature of our cognitive processes. The space of possible theories that might explain the connection between task events and emotional responses is vast, necessitating strong priors that help to prune that space in order to make modeling tractable.

In this paper, we develop a computational cognitive model that simulates emotion elicitation in goal-directed interactive tasks. It provides a solution to the problem of the intertwined nature of cognition and emotion by integrating a component

process model (CPM) of emotional appraisal and a reinforcement learning (RL) model of goal-directed behavior. Appraisal theory views emotion as a cognitive process that evaluates the subjective significance of an event [6]. The CPM provides a detailed description of this evaluation by analyzing it in terms of cognitive checks that consider the event from various perspectives such as significance and coping [7], [8]. RL provides a general computational framework for modeling the decision-making process in complex environments, including how the decision maker adapts to the environment via learning [9]. The key insight in our model is the specification of various CPM checks in the computations that are carried out by RL. As a result, we model emotion as an integral part of goal-directed behavior: emotion is generated in the same process via which humans adapt to task environments. Meanwhile, our model examined the degree to which CPM-RL facilitates the emulation of emotional responses triggered by interactive task scenarios.

Our work builds on two key theoretical insights. First, we consider emotional appraisal as a dynamic cognitive process that evaluates features of an event and use the results of these evaluative computations to predict emotions. Models meeting this requirement, such as the Emotion and Adaptation (EMA) model [3], compute appraisals such as relevance and desirability, and predict emotions from patterns of such computations. However, what is missing is the connection between emotion and agency - an autonomous agent that can independently evaluate and select actions to maximize the expectancy of desired outcomes in complex environments. The second insight behind our model addresses this gap by defining emotions as a manifestation of reward processing, specifically within the assessment of how the event changed the outlook of the situation from a subjective perspective [10].

As a concrete example of the class of problems that motivate our work, and how our model solves them, consider a situation where a goal-directed interaction is suddenly interrupted (Figure 1).

In our example, Frank, a first-year trainee working on an important project, is confronted with a challenging computer error. His lack of experience, effectively his powerlessness, leads him to a sense of desperation, as he's unsure of how to rectify the error. Conversely, David, a knowledgeable senior, faces an identical error. His reaction is starkly different. He is angered by the error. He possesses the knowledge to resolve it, but he also understands that this will consume his valuable time. The key distinction between their reactions lies in their differing levels of power and control over the situation. How does a computational model account for this contrast, given




Fig. 1. Emotional response to an event may vary based on cognitive factors. In the top row, Frank, an inexperienced trainee, encounters a fatal computer problem during an important work task, prompting an appraisal response and resulting in Frank feeling desperation. At the bottom, David, who is an expert, will have a different emotional response to the same event due to the appraisal response checking that David has some power to deal with the situation, yet the result is still obstructive to David’s goals. Our model predicts emotional responses based on the decision process and event outcomes, considering key appraisals such as suddenness, goal relevance, conduciveness, and power. The model calculates these values to generate an appraisal vector, enabling the prediction of the resulting emotion. The divergent emotional predictions for Frank and David primarily hinge on their contrasting levels of power. Within the RL framework, power is conceptualized as an agent’s ability to choose actions that can influence its environment or outcomes, subsequently affecting its reward. Model predictions are matched with human data from vignette experiments.

that the same event triggered disparate emotional responses in two individuals? This is where our model steps in, computing CPM checks via RL updates. The event, specifically the error, serves up a negative feedback signal. This, coupled with an individual’s perceived level of power and other assessment factors, crafts an appraisal pattern. This pattern can be classified into a spectrum of emotions. For our example, although encountering the same error, the disparity in perceived power drives Frank towards feelings of desperation, while David leans towards frustration and anger.

Our model makes the following contributions to the state-of-the-art in emotion modeling. By integrating the component process model of appraisal with reinforcement learning, we

- model emotion using a computational framework that predicts behavior in particular interactive task scenarios;
- provide a computational formalism for four appraisal components: suddenness, goal relevance, conduciveness, and power;
- validate our predictions using human data from a series of vignette experiments.

II. RELATED WORK

A. Emotion and Cognition

The role of cognition in human emotions has been acknowledged in modern psychology since the 1960s, with the introduction of appraisal emphasizing the significance of cognitive evaluation in emotional experiences [11]. This approach has been crucial in understanding the role of cognition in experiencing and regulating stress and emotions [12]. The central idea posits that emotional experiences stem from the appraisal of situational significance, a cognitive process requiring information processing [13].

Appraisal theories can be expressed as models that integrate information from various sources, such as senses, memory, and

reasoning, in a complex feedback loop, resulting in emotion as a process rather than a state [14], [15], [16]. During this process, information is appraised from multiple perspectives, including goal relevance and the subject’s ability to cope with the outcomes of the triggering event. While these models commit to an abstract representation of the appraisal’s information flow, evidence of its neural basis exists, with computations associated with appraisal processes identified in the brain [17], [18].

Understanding the psychological basis of human emotional experience is vital for designing interactive systems. Both positive and negative emotions can be evoked by design features, influencing user satisfaction and interaction with technology [19], [20]. Affective computing emphasizes the importance of recognizing, interpreting, and expressing emotions in computer systems to enhance user experiences [21]. Various emotions, such as joy [22], frustration [23], pride [24], shame [25], boredom [26], and confusion [27], emerge during interactions with technology. Detecting these emotions has become a significant area of research in HCI [28]. However, since emotion is a cognitive process, detecting it solely based on observation proves challenging. Instead, a model is required that hypothesizes how latent user states, such as goals and knowledge, interact with observed behavior and events in the emotion process. Despite extensive efforts to understand emotion in interaction, there is still work to be done in creating a computational framework connecting interactive events, user cognition, and emotional responses remains elusive.

The Component Process Model (CPM) proposed by Scherer [7] is a detailed model for understanding appraisal. Its key contribution is a systematic examination of the evaluative processes within the appraisal component, which assesses the personal significance of an event [8], [29]. The model comprises four distinct appraisal check classes: relevance, implications, coping potential, and normative significance,

each addressing specific aspects of the event in relation to an individual's goals, abilities, and societal norms. For example, relevance appraisals include assessments of novelty and intrinsic pleasantness, while implication appraisals focus on goal-conduciveness. Coping potential is evaluated in terms of how much power the agent has to deal with the event or its expected outcomes, and how much generally anyone can be expected to possess such power. Finally, the normative significance checks if the event is compatible with the organism's internal standards, and external standards such as cultural and societal norms. In total, the CPM describes 14 individual appraisal checks [8], [7]. As an individual encounters a stimulus, the appraisal process examines these various checks by posing questions such as "Is this event novel?", "Is it intrinsically pleasant?", "Is it conducive to the individual's current goals?", and "Does the individual possess the power to influence the event's outcome?". The resulting evaluations shape the emotional response from the individual's perspective.

Appraisal theory and especially its formulation using the CPM is particularly well-suited for identifying the cognitive processes underlying emotional experiences in interactive contexts. In contrast to basic emotion theory, which focuses on detecting physiological patterns and identifying the basic emotions associated with them [30], and core affect theory, which emphasizes a two-dimensional core affect and its physiological and experiential associations [31], appraisal theory articulates the cognitive factors influencing emotional responses. While basic emotion theory and core affect theory are valuable in affective computing, particularly when using sensors to detect emotions [21], they are limited in their ability to explain the cognitive aspect of emotion elicitation. While the appraisal theory does not commit to the existence of a small subset of basic emotion, it does note that there are particular appraisal patterns that are more prevalent or frequent than others and therefore warrant having an associated emotion label for ease of communication and understanding. Such emotions are called *modal emotions*, and they include emotions theorized by the basic emotion theories, such as joy, disgust, or fear, but extend to other emotions that have their distinct appraisal pattern and are frequently encountered or otherwise well known. We now turn to computational models of emotion, with an emphasis on the state-of-the-art on cognitive models.

B. Computational Models of Emotion

Affective computing aims to recognize, predict, and understand users' emotions during interaction. Over recent decades, this pursuit has led to significant achievements, particularly in the domain of sensory-based emotion prediction [21], [28], [32]. Interactive systems have successfully detected various emotional cues, such as facial expressions, vocal intonations, and physiological responses. However, despite these advancements, affective computing has not yet achieved reliable, ubiquitous, and general emotion sensing capabilities [33], [34]. We, and others [35], [36] propose that a key limitation lies in the fact that sensing body signals alone may be insufficient due to the intricate ways in which latent, unobservable cognitive processes in the human mind impact emotion.

A way to address this limitation is to model the latent processes that cause the emotional responses associated with the observable physical patterns in the body. Emotions are emergent processes, requiring a dynamic computational architecture that captures the complex interplay between cognitive evaluations and emotional experiences [37]. The Emotion and Adaptation (EMA) model emphasizes the importance of appraisal processes in emotion generation [3]. In this model, emotions arise from the evaluation of events and their meanings in terms of personal relevance, implications, and coping potential. The EMA model has been applied in a variety of domains, such as virtual agents and affective computing, to simulate and predict emotional responses based on cognitive appraisal processes [38].

The OCC model, developed by Ortony, Clore, and Collins [39], is a well-known cognitive appraisal model that focuses on the role of appraisal processes in determining the specific emotion experienced and its intensity. The model identifies 22 distinct emotions that arise from the appraisal of three types of events: goal-relevant events, agent actions, and object aspects. The OCC model has been widely adopted in numerous fields, including artificial intelligence, virtual agents, and affective computing, to simulate and predict emotional responses based on cognitive appraisal processes [1], [2], [40], [41]. Reinforcement learning (RL) based models incorporate appraisal processes with reinforcement learning mechanisms to model the dynamic and adaptive nature of human emotion and cognition [42], [43].

Existing models may struggle to account for the complex relationships between cognition and emotion in interactive contexts, as they often lack a formal cognitive representation of goal-directed behavior. Interaction is inherently goal-directed, and understanding emotions during interaction requires grasping how emotions are goal-related and, therefore, cognitive [5]. Consequently, there is a growing need for a computational model that integrates appraisal and reinforcement learning (RL) to offer a more comprehensive understanding of the cognitive underpinnings of emotional experiences in interactions [43]. This calls for integrating appraisal with a computational model of emotion, thus accounting for the dynamic and context-dependent and cognitive nature of emotional responses. Furthermore, while many existing cognitive/utility agent-based models can generate behavioral trajectories based on goals, abilities, and the task environment, these models often lack integration with reward-based learning mechanisms. This integration is crucial for the modeler to fully justify the proposed simulated trajectories. Integrating appraisal and RL can overcome these limitations.

III. MODEL

At the core of our approach is the integration of appraisal processes with RL, which emphasizes the adaptation of organisms and the associated emotional processes. RL provides a computational framework for modeling an agent's learning and decision-making processes by updating value expectations for actions in specific situations. These value expectations are intrinsically linked to the goals that guide an agent's

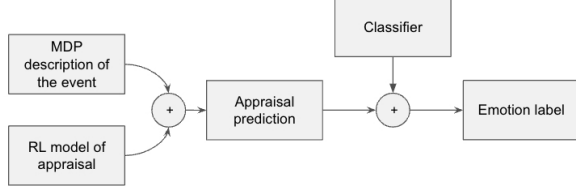


Fig. 2. An overview of our computational model of emotion. A reinforcement learning agent is trained within a task environment described as a Markov decision process. Learning signals are transformed into an appraisal prediction, which can be labeled with the assistance of a pre-trained classifier.

behavior, and thus play a vital role in the learning process. In contrast, appraisal theory addresses emotion from a goal-directed perspective, examining the evaluation of events and their implications, for instance concerning personal relevance and coping potential. Our model combines RL with appraisal, simulating how adaptation and generation of learning signals that update value expectations are connected to emotions. This fusion not only enriches our understanding of human decision-making but also bolsters the adaptive capabilities of AI systems.

An overview of our model is presented in Figure 2. Employing a mathematical formalism to describe task environments and model the learning of an agent within a specific environment, the model predicts appraisal “checks” as a result of computing learning signals. These predictions are categorized based on established connections between appraisal patterns and emotion labels, empirically reported by Scherer and his colleagues [44], [45]. Consequently, the model can predict the intensity of the agent’s experience of particular emotions, such as joy or frustration, in response to an event during the interaction that the model simulates.

A Markov decision process (MDP) is a mathematical framework for modeling decision-making problems in stochastic environments [9]. It is formally defined as a tuple (S, A, T, R, γ) , where S denotes the set of states and A represents the set of actions that the agent can take. The state transition function $T(s, a, s')$ describes the probability of transitioning from state s to state s' when taking action a . The reward function $R(s, a, s')$ defines the immediate reward an agent receives when transitioning from state s to state s' by performing action a . Finally, the discount factor γ discounts future rewards when calculating the value of actions.

In order to solve an MDP, a RL agent interacts with the environment to derive an optimal policy π^* , which is a mapping from states to action probabilities such that behavior according to it maximizes the expected cumulative reward over time. The *value function* of a state s under a policy π , denoted as $v_\pi(s)$, is the expected return when starting in state s and following policy π thereafter. Here, \mathbb{E}_π denotes the expected value of a random variable given that the agent follows policy π . The function $v_\pi(s)$ is the state-value function for policy π .

$$v_\pi(s) = \mathbb{E}_\pi[G_t | S_t = s], \text{ for all } s \in S, \quad (1)$$

where $G_t = \sum_{k=0}^{\infty} \gamma^k R_k$ represents the expected discounted return. The value of performing an action $a \in A$ while in a

state $s \in S$ is defined as:

$$q_\pi(s, a) = \mathbb{E}_\pi[G_t | S_t = s, A_t = a], \text{ for all } s \in S \text{ and } a \in A. \quad (2)$$

An optimal policy π^* provides state-action associations that maximize the expected return or utility:

$$q(s, a) = \sum_{s', r} p(s', r | s, a) [r + \gamma \max_{a'} q(s', a')]. \quad (3)$$

The agent learns the optimal policy by interacting with the environment, receiving feedback in the form of rewards, and updating its value estimates for state-action pairs. In temporal difference (TD) learning, the value estimates are based on the difference between the expected and the observed value:

$$V(s) \leftarrow V(s) + \alpha [R_{s'} + \gamma V(s') - V(s)], \quad (4)$$

where α represents a learning-rate parameter. This operation updates the value associated with the state $s \in S$ as soon as the new state $s' \in S$ is reached, by computing the difference between predicted and observed values. Combining equations 3 and 4 results in a form of TD learning called Q-learning, which can be expressed as

$$q(s, a) \leftarrow q(s, a) + \alpha [R(s, a) + \gamma \max_{a'} q(s', a') - q(s, a)]. \quad (5)$$

Building upon the TD update of value functions, we propose to derive appraisal computations that permit an assessment of events in connection with an agent’s objectives and cognition. Our proposition is grounded on the utilization of the value function and its updates, which compute on information pertaining to the agent’s goal-directed conduct. Inspection of this information or alterations to it are used to generate appraisal checks that encapsulate the agent’s individual evaluation of events in light of its goals and cognitive processes. Our model formalizes four appraisals out of the 14 from Scherer’s CPM within the RL formalism: suddenness, goal relevance, conduciveness, and power. We selected these four based on a minimal set that can be used to differentiate between emotions that are reportedly important and prevalent in interaction, such as joy, irritation, or boredom. Eventually, all checks should be implemented for an accurate and extensive model.

Suddenness is a part of the relevance appraisal in the CPM, and plays a role in checking how novel an event is. Building on the appraisal criterion of novelty from the CPM, we define suddenness as the frequency at which a transition into a state s' occurs, given a previous state s and action a taken in it by the agent. On a computational level, this will be represented as the relative frequency of the state’s visitation, determining the level of suddenness of the event. States to which the simulation transitions more frequently, given a previous state, are considered less sudden, and conversely, infrequent visitation results in greater suddenness appraisal of the event. To compute this, we introduce a suddenness measure A_s defined as:

$$A_s \propto 1 - \frac{\hat{T}(s, a, s')}{\sum_{s'' \in S} \hat{T}(s, a, s'')}.$$

Here, \hat{T} is a *world model*, an approximation of T , based on the agent’s accumulated experiences in its environment.

Goal relevance is also checked during relevance appraisal in the CPM, and checks how relevant an event is, given the agent’s current goal. While some goals are fairly general (e.g., survival), in interactive tasks the goal relevance of an event is tightly related to the goals of the user. Generally, highly goal-relevant events elicit stronger emotional reactions compared to those that are less relevant to the agent’s objectives. In our computational framework, we operationalize goal relevant to be proportional to the magnitude of the TD error observed during value prediction updates. The reasoning for this choice is that the TD error focuses the agent’s attention to events that are pertinent to the agent’s goal via the learned utility function q , signalling that something in the environment has happened that impacts how the goal can be reached. Both negative and positive implications of an event may be considered goal relevant:

$$A_{gr} \propto |\alpha[R(s, a) + \gamma \max_{a'} q(s', a') - q(s, a)]|.$$

The intuition of this equation is that goal relevance is not an inherent property of the event, but a result of the agent’s cognition computing the importance of the event to the eventual outcome that has relevance for the agent.

Conduciveness appraisal is part of the implication assessment in the CPM, and checks if the event facilitates the attainment of the agent’s goal. Events that are conducive tend to evoke positive emotions, while obstructive events tend to elicit negative emotions. Translating this concept into our computational framework, conduciveness is represented not merely by the direction of the discrepancy between anticipated and actual outcomes, but also its magnitude. To provide a quantifiable measure, we standardized its values between 0 and 1. Therefore, a positive TD error indicates not just that the actual outcome was better than expected, but also by how much it surpassed expectations. Correspondingly, 1 stands for a very conducive event, indicating a considerable positive disparity. Conversely, a negative TD error might induce differing levels of negative emotions based on its value, with 0 standing for a highly unconducive event, signifying a significant negative discrepancy. A value of 0.5, meanwhile, represents a neutral event, reflecting an event outcome that met the initial expectations. Again, an event does not have an intrinsic conduciveness, but it depends on the value update carried by the cognition of the agent, given existing expectations about the environment and the goals of the agent.

Goal conduciveness is therefore defined as:

$$A_{gc} = \min(\max(\Delta, -1), 1) * 0.5 + 0.5$$

where Δ is the TD error of the event (see Eq 5): $\Delta(s, a) = \alpha[R(s, a) + \gamma \max_{a'} q(s', a') - q(s, a)]$.

Power appraisal is part of the coping assessment in the CPM. It evaluates the agent’s ability to impact the result of an event. For instance, in our example used in the introduction, the experienced user has power because they possess the knowledge to address the error, whereas the novice user lacks

TABLE I
MAPPING OF NOMINAL APPRAISAL VALUES TO SCALES.

obstruct	$\mathcal{N}, x \geq 0, \mu = 0, \sigma = 0.05$
very low	$\mathcal{N}, x \geq 0, \mu = 0, \sigma = 0.05$
low	$\mathcal{N}, x \geq 0, \mu = 0, \sigma = 0.1$
medium	$\mathcal{N}, \mu = 0, \sigma = 0.05$
high	$\mathcal{N}, x \leq 1, \mu = 1, \sigma = 0.1$
very high	$\mathcal{N}, x \leq 1, \mu = 1, \sigma = 0.05$
open	$U(0, 1)$

this capability. In our model, power is based on the agent’s capacity to choose between useful and non-useful actions in a given state. If there are differences in the q values associated with different actions, the agent is presumed to have power to influence the outcome of the event. Conversely, if the q values associated with alternative actions are identical or if there is only one possible action to choose from, the agent is not considered to have power. We quantify power as the difference between average q values and the minimum q value at a state, with higher values indicating a greater sense of power:

$$A_p \propto \frac{\sum_a q(s')}{\|a\|} - \min_{a'} q(s').$$

Our model makes a prediction of four appraisal checks as a result to a state transition event. This vector of four scalar values is then classified for predicting intensities of select modal emotions. To this end, Support Vector Machine (SVM) classifier was trained to predict modal emotions from appraisal patterns. The mapping of patterns to modal emotions was adapted from an existing table [45], where, given a modal emotion, each appraisal check was given an intensity on a nominal scale. For instance, the modal emotion “joy” is associated with high suddenness, high goal relevance, positive goal conduciveness, and medium power. Because our model outputs scalar values for the appraisal checks, rather than words, we transformed the nominal scaling used in the table into distributions of values, as shown in Table I. The reason for using a distribution rather than exact numbers is that nominal values of appraisals, such as “low” or “very high” would be difficult to match to an exact number, leading to difficulties in the classifier. As an example, values for low appraisal are distributed half-normally (denoted as $\mathcal{N}, x \geq 0$), with mean $\mu = 0$ and standard deviation $\sigma = 0.1$. As a result of training the classifier on the theoretical data extracted from the original table, it can predict intensities of modal emotions from scalar appraisal profiles that are generated from our RL appraisal agent. These profiles, adapted from [45], are shown in Table II.

This study raises a potential discrepancy with Scherer’s appraisal theory regarding the suddenness appraisal of shame. While Scherer’s table categorizes shame as low in suddenness, our analysis suggests that this emotion should be classified as open. This discrepancy arises from the fact that shame can result from sudden events, such as making a mistake in front of others, but it can also be a more persistent emotion related to a person’s self-identity and self-worth. As a result, we argue that the suddenness appraisal of shame should be more flexible

TABLE II
APPRAISAL PATTERNS FOR SELECTED EMOTIONS AND APPRAISALS.
GOAL REL. = GOAL RELEVANCE, CONDOC = CONDUCTIVENESS, OBS. =
OBSTACUT.

	Suddenness	Goal rel.	Conduc.	Power
Happiness	low	medium	high	open
Joy	high/med	high	very high	open
Pride	open	high	high	open
Boredom	very low	low	open	medium
Fear	high	high	obs.	very low
Sadness	low	high	obs.	very low
Shame	open	high	obs.	open
Anxiety	low	medium	obs.	low
Despair	high	high	obs.	very low
Irritation	low	medium	obs.	medium
Rage	high	high	obs.	high

and context-dependent. Other than that, the appraisal values in Table II are the same as Scherer’s table. It is an extraction of the original table, only including the appraisals and emotions that are modelled in our two experiments.

IV. EXPERIMENTS

A. General Method

Our model was validated via two vignette studies, requiring human participants to read short narratives and evaluate the emotions experienced by the protagonists. These stories portrayed the protagonists interacting with various scenarios in which they were likely to experience a specific emotion. Each story was constructed using the principles of appraisal theory to ensure the elicitation of the desired emotional response. For example, to induce an emotion associated with a low power appraisal, we developed a story highlighting the protagonist’s lack of control, consistent with the appraisal profile of that emotion (see Table II). After reading each vignette, participants were asked to provide intensity ratings for the emotions they believed the protagonist would experience. This approach facilitated comparison of the human intuitive understanding of emotion and the model’s predictions.

1) *Materials*: We developed 11 narratives, each designed to elicit one of the 11 different emotions outlined in Table II. Each vignette, ranging between 90 and 200 words, depicted a protagonist interacting with technology in a way that elicits specific emotional responses. The content of each story was crafted to align with the appraisal profile corresponding to the targeted emotion. For instance, in a narrative aimed at eliciting fear, the event portrayed was sudden and highly relevant to the protagonist’s goals but presented significant obstacles and offered the protagonist little power to alter the outcome.

2) *Procedure*: Participants were recruited online and directed to a website hosting the vignettes. After reading each story, they completed a questionnaire asking them to rate the intensity of various emotions they believed the protagonist would experience on a scale from 0 (not at all) to 10 (extremely). To mitigate the potential influence of story sequence on the results, we employed a Latin square counterbalancing design, ensuring the presentation order varied across participants.

3) *Data Analysis*: Data collected from the online experiment were aggregated to calculate the mean rating for each emotion in every story. Before this, each participant’s responses to each story was standardized to minimize the effect of different individuals using the scales differently. We utilized multilevel modeling (via the `lme4` package for R) to test the hypothesis that the story influenced emotion ratings. In addition, in the figures that show human and model data, we include approximate 95% confidence intervals, which can be used to assess the spread of human responses but are not formal hypothesis tests. To facilitate comparison between human data and model predictions, we rescaled the human ratings to range from 0 to 1.

For generating model predictions, we designed 11 MDPs to represent the key events in each story. All stories and the associated MDPs are detailed in Appendix A. A tabular RL agent was trained using Q-learning to converge on a policy for each MDP. From the converged models, we computed four appraisal measures using the equations outlined in the previous section. The resulting appraisal vectors were classified into modal emotion probabilities using a support vector machine (SVM).

The training and testing data for the classifier were derived from Scherer’s table, see Table I and II. The classifier was trained using Support Vector Machine (SVM), which has a penalty parameter c for the error term. We defined the c parameter of the classifier based on human data. Classifiers with a range of c values were used for self-tests, resulting in a corresponding range of precision values for each classifier. Ultimately, we selected the c value that corresponded to the human precision value.

B. Experiment 1

In the first experiment, we selected seven stories, each targeting a distinct modal emotion. These emotions were happiness, joy, pride, boredom, sadness, shame, and fear. The selection comprises three positive emotions (happiness, joy, and pride), three negative emotions (sadness, shame, and fear), and one neutral emotion (boredom). Each emotion could be predicted by appraisal theory and therefore by our model based on the four appraisals we implemented computationally (see Table III).

An example MDP used in the experiment is illustrated in Figure 3. It shows how we model the story for fear, where the individual with no computer skills is taking an online exam when the internet suddenly goes off. In the MDP, we describe the goal of the participant as a state G , which produces a positive reward. Taking the only available action in state $S1$ leads to the goal most of the time, leading the RL agent to have an expectancy of a stable internet connection. However, sometimes the internet connection fails, resulting in the MDP transitioning to a problem state P , where the only available action is to move forward to a negatively rewarding error state E . The appraisal analysis occurs at the onset of the problem, i.e., when the agent transitions from $S1$ to P . This event is unexpected and carries a negative TD update due to the expected error state that follows the problem state. The agent

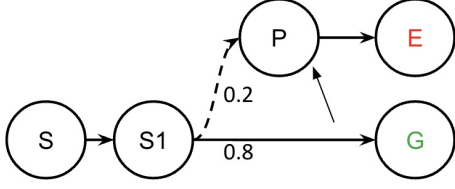


Fig. 3. Fear MDP

TABLE III
APPRAISAL PROFILES GENERATED BY OUR MODEL.

	Suddenness	Goal rel.	Conduc.	Power
Happiness	0	0.67	0.83	0.95
Joy	0.8	1	1	0
Pride	0.5	1	1	0.1
Boredom	0	0	0.5	0.6
Fear	0.8	1	0	0
Sad	0.2	1	0	0
Shame	0.79	1	0	0.5

has no power to cope with the situation, because there are no alternative actions. The resulting appraisal profile corresponds to fear. All model-generated appraisal profiles are shown in Table III.

The first experiment was conducted as an online study with 42 participants, with a balanced gender distribution (37 women, 5 men) and a mean age of 39.5 ($sd = 12.8$). Their average ratings for the seven vignettes, as compared to the model's predictions, are presented in Figure 4. There was a statistically significant interaction effect on rating between emotion and story, meaning that the stories impacted emotion ratings, as hypothesized, $F(36, 2009) = 176, p < .001$. A notable observation from these data is the clear distinction between positive and negative emotions. Stories designed to evoke happiness, joy, or pride resulted in high ratings for all three of these emotions. Similarly, in vignettes intended to elicit fear, sadness, or shame, these emotions were rated more prevalently. For the vignette aiming to induce boredom, participants correctly identified this as the most probable emotional response of the protagonist. Overall, our model achieved a reasonable degree of fit to the data ($c = 0.0032$, $R^2 = 0.65$, $RMSE = 0.1$).

The results indicate a human tendency to identify multiple co-occurring emotions within the same scenario, a finding that has been made frequently with studies that permit free rating of multiple modal emotions [46], [47], [48], [49]. For instance, the story that was designed to evoke happiness also resulted in high ratings for joy and pride, suggesting that these emotions, while distinct, are often experienced together. Similarly, negative emotions such as fear, sadness, and shame were all rated highly in their respective scenarios. By fitting our model's sensitivity parameter c , we replicated this phenomenon, effectively accounting for the co-existence of multiple emotions within a single narrative.

However, while our model demonstrated a satisfactory degree of fit in terms of error, the somewhat lower R^2 is the result

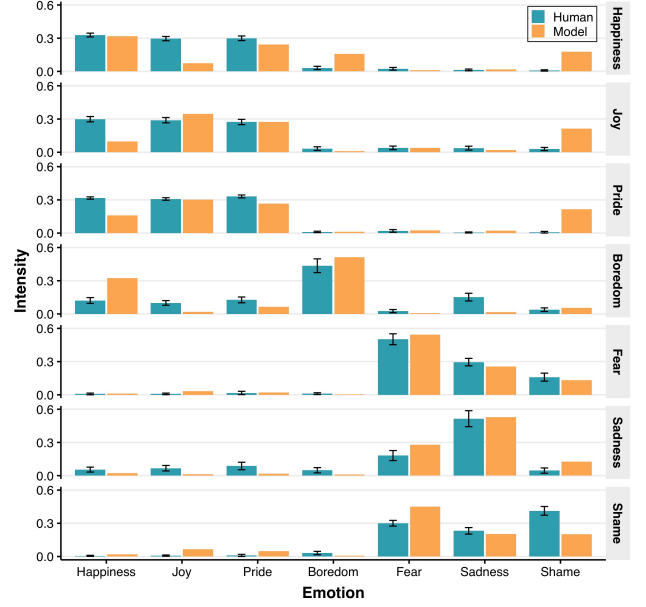


Fig. 4. Comparison of human and model predicted emotional ratings for each vignette. The bars represent the mean ratings of each emotion by the participants (in blue) and the model's predictions (in orange) for each of the seven stories. The clear division between positive and negative emotions across stories is evident in both human ratings and model predictions. The error bars indicate approximate 95% confidence intervals.

of there not much variance to explain due to the relatively uniform ratings for all positive or negative emotions within each story. In light of this, we designed a follow-up experiment to constrain the participants' freedom in assigning intensity ratings to each emotion. This permits uncovering if a single modal emotion is more probable in each narrative context. Similarly, the sensitivity of the model can be limited to align its predictions with the more constrained human ratings.

C. Experiment 2

The second experiment retained the materials from the first experiment, but modified the procedure to involve selecting a singular, most prominent emotion for each story. The selection was done only after reading each story one by one. In the final stage of the trial, the participants could again see all stories, and had to assign one modal emotion to each story, using each emotion in the process. New participants ($N = 30$) were recruited online, with the mean age of 35 ($sd = 5$), 26 women and 4 men. The probabilities of each emotion being selected as the most prominent in a given story were compared to the model's predicted intensity, as visualized in Figure 5.

There was a statistically significant interaction effect on rating between emotion and story, meaning that the stories impacted emotion ratings, as hypothesized, $F(36, 1421) = 153, p < .001$. The participants can be seen successfully associate the intended modal emotion with the corresponding story. Model fit was good, $c = 0.0056$, $R^2 = 0.92$, $RMSE = 0.1$.

The outcome of the second experiment demonstrates our model's ability to predict the most likely modal emotion within stereotypical contexts involving technology interactions. The

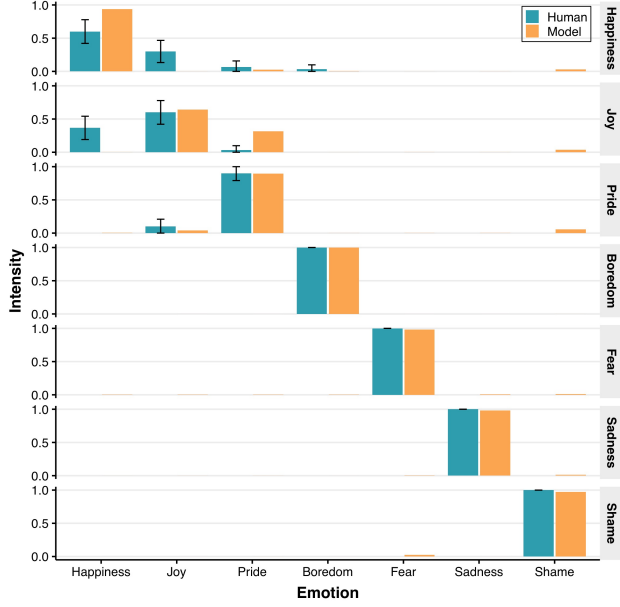


Fig. 5. Comparison of the probabilities of each emotion being selected as the most prominent in a given story by human participants (blue bars) against the model’s predicted intensity (orange bars). Each cluster of bars represents a story, with the seven emotions on the x-axis and the probability or intensity on the y-axis. The error bars indicate approximate 95% confidence intervals.

parameter c can be used to calibrate our model’s sensitivity to a particular modal emotion vs. a wider array of emotions and their intensities. There was a marked consensus between human participants and the model regarding the predominant modal emotion in each story, thanks to carefully designed narratives and their corresponding MDPs, which implemented the four appraisals: suddenness, goal relevance, conduciveness, and power. Despite the added complexity of the task, requiring a mapping of each of the seven emotions to a unique story, the participants and the model were performed well. This outcome reinforces the notion of an inherent human capacity for “intuitive appraisal”, enabling us to model and predict others’ emotions effectively in everyday situations [50].

These findings open up a question: although humans and the model accurately differentiate between starkly contrasting emotions, such as happiness and sadness – a capability that aligns with the predictions of the appraisal theory and the Component Process Model (CPM) – can they distinguish between nuanced emotional states that diverge on just one appraisal? This question prompts our third experiment, where we aim to explore this capability to discern between closely related emotions that, nonetheless, differ on a key appraisal. If humans and our model can indeed model emotions according to the CPM, even a minor change in, say, the power appraisal of the protagonist or the simulated user should yield a different modal emotion.

D. Experiment 3

In the third experiment, we developed new materials: four narratives were specifically crafted to elicit negative emotions. These emotions – anxiety, desperation, irritation, and rage –

TABLE IV
APPRAISAL PROFILES GENERATED BY OUR MODEL.

	Suddenness	Goal rel.	Conduc.	Power
Anxiety	0.2	1	0	0
Despair	0.81	1	0	0
Irritation	0.2	1	0	0.53
Rage	0.8	1	0	0.6

could be evoked by adjusting one or two selected appraisals: suddenness and power. These four emotions share certain traits in their appraisal profiles: all are elicited by events that are goal-relevant and obstructive (non-conductive). However, they differ in their requirement for suddenness: desperation and rage necessitate a sudden event, whereas anxiety and irritation do not (see Table IV). Furthermore, the appraisal of power enables differentiation between anxiety and desperation (where there is a lack of power) from irritation and rage (where there is power). This design permits the implementation of four distinct emotional scenarios through the manipulation of just two appraisals. If both human participants and our model can discern these subtleties, it would improve the plausibility of the CPM and our computational implementation of it. All model-generated appraisal profiles of these four emotions are shown in Table IV.

Incorporating elements from the first two experiments, the procedure for the third experiment asked human participants to both freely rate the emotions after reading each story (as in Experiment 1) and later, associate each story with the most probable modal emotion (as in Experiment 2). The study comprised 29 online participants, with 26 women, 8 men, and a mean age of $M_{age} = 35.2$, $sd = 11.9$.

Figure 6 displays the average ratings for the four vignettes alongside the model’s predictions. There was a statistically significant interaction effect on rating between emotion and story, meaning that the stories impacted emotion ratings, as hypothesized, $F(9, 528) = 12$, $p < .001$. Given that all stories suggested a similar negative emotion, the ratings exhibited limited variance. The results were consistent with those of the first experiment, and our model could replicate the overall outcome, $c_{mean} = 0.0034$, $c_{var} = 0.0001$, $R^2 = 0.29$, $RMSE = 0.04$. Despite the shared variance between model predictions and human data being relatively small due to the limited variance between the ratings, the model error was minimal, indicating a good fit between the model and human responses.

In the forced-choice responses, where participants had to assign one unique emotion to each story, they were able to accurately identify the intended modal emotion, as shown in Figure 7. There was a statistically significant interaction effect on rating between emotion and story, meaning that the stories impacted emotion ratings, as hypothesized, $F(9, 528) = 27$, $p < .001$. The model demonstrated a good fit with human data, $c_{mean} = 0.0034$, $c_{var} = 0.001$, $R^2 = 0.61$, $RMSE = 0.17$. The shared variance increased as both humans and the model were compelled to be more sensitive to specific emotions. While the model error was higher, the model was still able to predict the most salient emotion in a

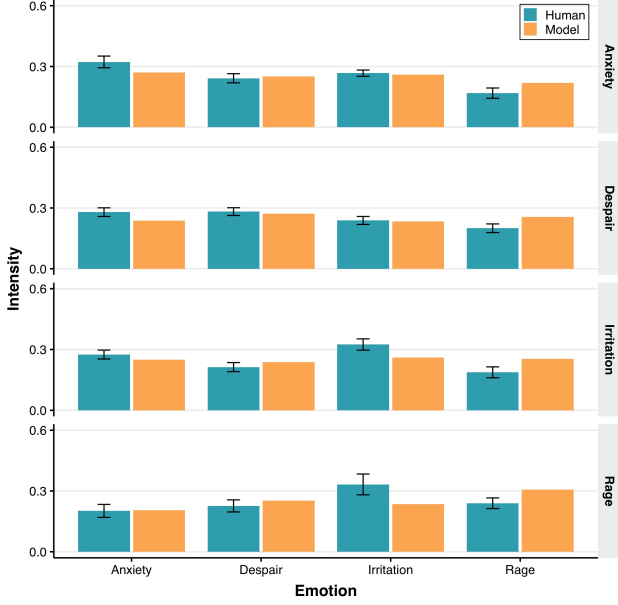


Fig. 6. Comparison of human and model predicted emotional ratings for each vignette. The bars represent the mean ratings of each emotion by the participants (in blue) and the model’s predictions (in orange) for each of the four stories. The error bars indicate approximate 95% confidence intervals.

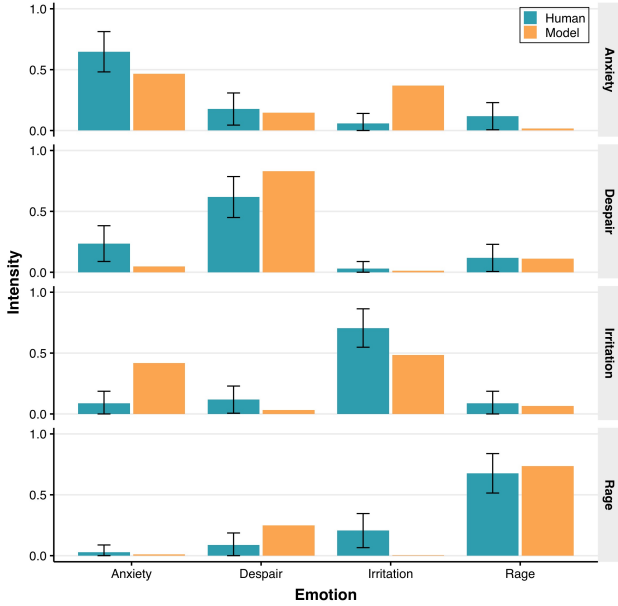


Fig. 7. Comparison of the probabilities of each emotion being selected as the most prominent in a given story by human participants (blue bars) against the model’s predicted intensity (orange bars). Each cluster of bars represents a story, with the four emotions on the x-axis and the probability or intensity on the y-axis. The error bars indicate approximate 95% confidence intervals.

manner comparable to humans.

The findings from our third experiment provide more nuanced insight about both our model and human emotional perception. In contrast to the clear emotional distinctions of the previous experiments, the third experiment tested the ability to discern between closely related emotions that differ in only

one or two key appraisals. Despite the increased complexity of this task, both human participants and our model were able to match emotions accurately with their intended modal emotions.

The outcome of the experiment supports the CPM approach to modeling human emotion, reinforcing the notion that emotions can be differentiated by varying the appraisals of power and suddenness. The ability of our model to mimic human responses across all three experiments provides validity to our RL-based computational implementation of the CPM, even when dealing with subtler emotional differences. It suggests that our model has effectively captured the underlying appraisal processes that govern emotional responses.

For an overview of the model fit across the three experiments, a summary is provided in Table V. The results of the experiments also illuminate the flexibility of human emotional perception. When given freedom, as in Experiment 1, participants displayed an ability to perceive multiple emotions in response to a single narrative. This could be matched by our model by varying the sensitivity parameter c . However, when constrained, as in Experiments 2 and 3, humans and our model could also pinpoint a single most salient emotion, even when the differences between emotions were subtly manipulated through appraisal variations. This adaptability underscores the complexity of human emotion recognition and the efficacy of the CPM in modeling such processes.

V. GENERAL DISCUSSION AND CONCLUSION

A. General Discussion

Emotion modeling to date boasts of four notable advancements, namely sensory-based emotion prediction [21], [28], [32], the Emotion Adaptation (EMA) model [3], the OCC model [39], and reinforcement learning (RL) based models [42], [43]. In this work, we propose a novel computational model that harmonizes elements of RL and appraisal theory. This approach distinguishes our work from preceding studies, facilitating the development of a comprehensive theoretical framework capable of generating behavioral trajectories based on set goals, individual capabilities, and the task environment. Consequently, it provides an enriched understanding of the cognitive substrates involved in emotional experiences during interactions.

The distinct advantage of our model resides in its capability to generalize across a wide range of appraisals and tasks, which can be represented as a Markov Decision Process (MDP). There exists a substantial body of work employing MDPs and RL for interaction modeling, encompassing areas such as visual search [51], multitasking [52], and typing [53], among others. Significantly, our model can be adeptly applied to anticipate emotions in these interaction tasks.

Despite its strengths, our model has certain limitations. Despite its capability to generalize across several appraisals, our model does not encompass all potential cognitive evaluations, thus omitting possible influences on emotional responses. For instance, while internal and external standards could be represented in an MDP model, we have excluded them here due to the added complexity of introducing multiple

TABLE V
MASTER TABLE.

	Num. of participants	Human precision		Parameter C		Multiple R-squared	RMSE
		Mean	Variance	Mean	Variance		
Exp1	42	0.40	0.028	0.0032	0.0002	0.65	0.09
Exp2	30	0.87	0.112	0.014	0.0056	0.92	0.09
Exp3 (free choice)	34	0.29	0.0067	0.0013	0.0001	0.29	0.04
Exp3 (forced choice)	34	0.66	0.2238	0.0034	0.001	0.62	0.16

agents. Furthermore, representing appraisal urgency presents a challenge within the constraints of MDP models. In the future, we aspire to advance our model to predict emotions during various task stages, rather than solely at a specific state. This refinement represents an important trajectory for future research.

Looking forward, we aim to enhance our model by integrating a broader array of cognitive evaluations and exploring alternate learning paradigms. In parallel, we envisage transitioning our focus from controlled vignette studies to actual human interactions and emotional responses. Starting with vignettes remains a worthwhile approach in our study, as they provide a standardized, controlled platform that allows for the consistent examination of emotional responses across different scenarios. But they inherently lack the authenticity of real-life experiences. This dual approach will not only address current limitations but also amplify the model's versatility and applicability, thereby providing deeper insights into the intricate interplay between cognition and emotion.

B. Conclusion

The introduction of our model marks a significant advancement in the field of emotion modeling, primarily due to its unique combination of appraisal theory and reinforcement learning (RL). This integration facilitates a more robust and nuanced understanding of emotional responses. By incorporating cognitive appraisal, our model acknowledges that emotions are not merely reactive, but rather are closely tied to our evaluations and interpretations of events. This positions our model to better simulate the subjective and highly personal nature of emotional experiences.

As we conclude, it is evident that the future of emotion modeling, particularly within the realm of affective computing, is boundless and exciting. Our research represents one step forward in this expansive journey, highlighting the powerful interplay between cognitive processes and emotional experiences. As computational models grow more sophisticated and versatile, we anticipate a future where we can simulate human emotional responses with increasing accuracy, catering to an array of applications for human-computer interactions. The prospect of enhancing our understanding of emotions through computational models like ours is not just transformative; it signals a new era of emotion modeling that is as intricate and complex as human emotion itself.

REFERENCES

- [1] C. Elliott, "The affective reasoner," *A process model of emotions in a multi-agent system*, 1992.
- [2] P. Gebhard, "Alma: a layered model of affect," in *Proceedings of the fourth international joint conference on Autonomous agents and multiagent systems*, 2005, pp. 29–36.
- [3] S. C. Marsella and J. Gratch, "Ema: A process model of appraisal dynamics," *Cognitive Systems Research*, vol. 10, no. 1, pp. 70–90, 2009.
- [4] C. E. Izard, "Emotion theory and research: Highlights, unanswered questions, and emerging issues," *Annual review of psychology*, vol. 60, pp. 1–25, 2009.
- [5] A. Moors and M. Fischer, "Demystifying the role of emotion in behaviour: toward a goal-directed account," *Cognition and Emotion*, vol. 33, no. 1, pp. 94–100, 2019.
- [6] R. S. Lazarus, *Emotion and adaptation*. Oxford University Press, 1991.
- [7] K. R. Scherer, "The dynamic architecture of emotion: Evidence for the component process model," *Cognition and emotion*, vol. 23, no. 7, pp. 1307–1351, 2009.
- [8] D. Sander, D. Grandjean, and K. R. Scherer, "A systems approach to appraisal mechanisms in emotion," *Neural networks*, vol. 18, no. 4, pp. 317–352, 2005.
- [9] R. S. Sutton and A. G. Barto, *Reinforcement learning: An introduction*. 2nd ed. MIT press, 2018.
- [10] J. Broekens, "A temporal difference reinforcement learning theory of emotion: unifying emotion, cognition and adaptive behavior," *arXiv preprint arXiv:1807.08941*, 2018.
- [11] M. B. Arnold, *Emotion and personality*. Columbia University Press, 1960.
- [12] R. S. Lazarus and S. Folkman, *Stress, appraisal, and coping*. Springer publishing company, 1984.
- [13] N. H. Frijda, "The laws of emotion," *American psychologist*, vol. 43, no. 5, p. 349, 1988.
- [14] S. Folkman and R. S. Lazarus, "If it changes it must be a process: study of emotion and coping during three stages of a college examination," *Journal of personality and social psychology*, vol. 48, no. 1, p. 150, 1985.
- [15] K. R. Scherer, "Emotion as a process: Function, origin and regulation," *Social Science Information*, vol. 21, pp. 555–570, 1982.
- [16] —, "What are emotions? and how can they be measured?" *Social science information*, vol. 44, no. 4, pp. 695–729, 2005.
- [17] E. T. Rolls, "On the brain and emotion," *Behavioral and brain sciences*, vol. 23, no. 2, pp. 219–228, 2000.
- [18] D. Sander, D. Grandjean, and K. R. Scherer, "An appraisal-driven componential approach to the emotional brain," *Emotion Review*, vol. 10, no. 3, pp. 219–231, 2018.
- [19] K. Isbister, *How games move us: Emotion by design*. Mit Press, 2016.
- [20] D. A. Norman, *Emotional design: Why we love (or hate) everyday things*. Civitas Books, 2004.
- [21] R. W. Picard, "Affective computing: challenges," *International Journal of Human-Computer Studies*, vol. 59, no. 1–2, pp. 55–64, 2003.
- [22] M. Hassenzahl and N. Tractinsky, "User experience-a research agenda," *Behaviour & information technology*, vol. 25, no. 2, pp. 91–97, 2006.
- [23] I. Ceaparu, J. Lazar, K. Bessiere, J. Robinson, and B. Shneiderman, "Determining causes and severity of end-user frustration," *International journal of human-computer interaction*, vol. 17, no. 3, pp. 333–356, 2004.
- [24] L. Nacke and C. A. Lindley, "Flow and immersion in first-person shooters: measuring the player's gameplay experience," in *Proceedings of the 2008 conference on future play: Research, play, share*, 2008, pp. 81–88.
- [25] T. Schneeberger, M. Scholtes, B. Hilpert, M. Langer, and P. Gebhard, "Can social agents elicit shame as humans do?" in *2019 8th International Conference on Affective Computing and Intelligent Interaction (ACII)*. IEEE, 2019, pp. 164–170.
- [26] D. Giakoumis, A. Vogianou, I. Kosunen, K. Moustakas, D. Tzovaras, and G. Hassapis, "Identifying psychophysiological correlates of bore-

- dom and negative mood induced during hci.” in *B-Interface*, 2010, pp. 3–12.
- [27] S. D’Mello and A. Graesser, “Confusion and its dynamics during device comprehension with breakdown scenarios,” *Acta psychologica*, vol. 151, pp. 106–116, 2014.
- [28] R. A. Calvo and S. D’Mello, “Affect detection: An interdisciplinary review of models, methods, and their applications,” *IEEE Transactions on affective computing*, vol. 1, no. 1, pp. 18–37, 2010.
- [29] K. R. Scherer, “Studying appraisal-driven emotion processes: Taking stock and moving to the future,” *Cognition and Emotion*, vol. 33, no. 1, pp. 31–40, 2018.
- [30] P. Ekman, “An argument for basic emotions,” *Cognition & emotion*, vol. 6, no. 3-4, pp. 169–200, 1992.
- [31] J. A. Russell, “Core affect and the psychological construction of emotion,” *Psychological review*, vol. 110, no. 1, p. 145, 2003.
- [32] Z. Zeng, M. Pantic, G. I. Roisman, and T. S. Huang, “A survey of affect recognition methods: audio, visual and spontaneous expressions,” in *Proceedings of the 9th international conference on Multimodal interfaces*, 2007, pp. 126–133.
- [33] S. K. D’mello and J. Kory, “A review and meta-analysis of multimodal affect detection systems,” *ACM computing surveys (CSUR)*, vol. 47, no. 3, pp. 1–36, 2015.
- [34] L. Shu, J. Xie, M. Yang, Z. Li, Z. Li, D. Liao, X. Xu, and X. Yang, “A review of emotion recognition using physiological signals,” *Sensors*, vol. 18, no. 7, p. 2074, 2018.
- [35] B. Dudzik, H. Hung, M. Neerinx, and J. Broekens, “Collecting mementos: A multimodal dataset for context-sensitive modeling of affect and memory processing in responses to videos,” *IEEE Transactions on Affective Computing*, vol. 14, no. 2, pp. 1249–1266, 2023.
- [36] —, “Investigating the influence of personal memories on video-induced emotions,” in *Proceedings of the 28th ACM Conference on User Modeling, Adaptation and Personalization*, ser. UMAP ’20. New York, NY, USA: Association for Computing Machinery, 2020, p. 53–61.
- [37] K. R. Scherer, “Emotions are emergent processes: they require a dynamic computational architecture,” *Philosophical Transactions of the Royal Society of London B: Biological Sciences*, vol. 364, no. 1535, pp. 3459–3474, 2009.
- [38] J. Gratch and S. Marsella, “A domain-independent framework for modeling emotion,” *Cognitive Systems Research*, vol. 5, no. 4, pp. 269–306, 2004.
- [39] A. Ortony, G. L. Clore, and A. Collins, *The cognitive structure of emotions*. Cambridge university press, 1988.
- [40] J. Dias and A. Paiva, “Feeling and reasoning: A computational model for emotional characters,” in *EPIA*, vol. 3808. Springer, 2005, pp. 127–140.
- [41] A. Popescu, J. Broekens, and M. Van Someren, “Gamygdala: An emotion engine for games,” *IEEE Transactions on Affective Computing*, vol. 5, no. 1, pp. 32–44, 2013.
- [42] T. M. Moerland, J. Broekens, and C. M. Jonker, “Emotion in reinforcement learning agents and robots: a survey,” *Machine Learning*, pp. 1–38, 2017.
- [43] —, “Emotion in reinforcement learning agents and robots: a survey,” *Machine Learning*, vol. 107, pp. 443–480, 2018.
- [44] K. R. Scherer, “Appraisal theory,” *Handbook of cognition and emotion*, pp. 637–663, 1999.
- [45] K. R. Scherer, A. Schorr, and T. Johnstone, *Appraisal processes in emotion: Theory, methods, research*. Oxford University Press, 2001.
- [46] J. P. Jokinen, “Emotional user experience: traits, events, and states,” *International Journal of Human-Computer Studies*, vol. 76, pp. 67–77, 2015.
- [47] J. Jokinen and V. B. Hirvola, “Elicitation and assessment of emotion in computational rationality,” in *CogSci*, 2019, p. 3293.
- [48] P. Saariluoma and J. P. Jokinen, “Emotional dimensions of user experience: A user psychological analysis,” *International Journal of Human-Computer Interaction*, vol. 30, no. 4, pp. 303–320, 2014.
- [49] —, “Appraisal and mental contents in human-technology interaction,” *International Journal of Technology and Human Interaction (IJTHI)*, vol. 11, no. 2, pp. 1–32, 2015.
- [50] R. Saxe and S. D. Houlihan, “Formalizing emotion concepts within a bayesian model of theory of mind,” *Current opinion in Psychology*, vol. 17, pp. 15–21, 2017.
- [51] X. Chen, S. D. Starke, C. Baber, and A. Howes, “A cognitive model of how people make decisions through interaction with visual displays,” in *Proceedings of the 2017 CHI conference on human factors in computing systems*, 2017, pp. 1205–1216.
- [52] J. P. Jokinen and T. Kujala, “Modelling drivers’ adaptation to assistance systems,” in *13th International Conference on Automotive User Interfaces and Interactive Vehicular Applications*, 2021, pp. 12–19.
- [53] J. Jokinen, A. Acharya, M. Uzair, X. Jiang, and A. Oulasvirta, “Touchscreen typing as optimal supervisory control,” in *Proceedings of the 2021 CHI conference on human factors in computing systems*, 2021, pp. 1–14.

APPENDIX

A. Stories

Here are the stories that we have used for the vignette studies.

For experiment 1 and 2:

1) *Happiness story*: John is a hard-working farmer and has made his farm prosper over the years. However, he wants some more free time in his life. For this reason, he has installed an automated system, which helps him monitor the soil condition and takes of the irrigation automatically.

The system worked well last year, greatly reducing his workload, but still resulting in comparable yields on the farm. Now John is more experienced with using the system. He can take his time to operate it and do the harvest. Now that everything is in place, John is assured of the harvest this year.

2) *Joy story*: Jack works as a developer in a software company. He has been developing software to help the university library with an e-book system. The project doesn't have a strict time constraint, so Jack can take his time for ensuring better product quality. Recently, an error in the developmental system has been causing problems with publishing it. Solving this is a crucial step: after it, the product is ready to be delivered.

The problem is persistent, and Jack has tried out different solutions for days now, without really knowing what would work. One day, during the lunch break, he mentions his issue with a colleague. During the talk, John gets inspiration about a potential solution. Although he is in doubt, he gives it a try anyway. However, it works, and now the publishing procedure could be completed!

3) *Pride story*: James has worked as a developer in a software company for years. He wants a promotion and needs a project to prove himself. Now the opportunity has come. James is appointed to be in charge of a new project, which is to refine the university's e-book borrowing system for improving the students' experience. James takes the project seriously and wants to prove for himself to get the promotion. The university has high expectations for the project as well, because due to negative feedback about the system they desperately want to improve it. The university gives James sufficient time, wishing for high-quality work.

James works very hard on the project. He collects feedback on the current system and tests several potential changes with students for their opinion. After spending weeks on it, James finishes a version that he is very satisfied with. And so is the university. After releasing James's version, the system's rating has increased significantly, and the e-book borrowing rates have gone up considerably. The librarian who is in charge of the e-service sent James a Thank-You email for his great work.

4) *Boredom story*: David's been recruited as a website operator. His first task is to analyze several websites' daily visitors. He needs to transfer data to Excel and run a basic analysis on it. The task is simple and it is the only thing that he needs to do in his job. There are very rarely any problems, and David knows how to deal with any that might arise. David has been doing this work for weeks now. He has learned everything he can, and the work has become very repetitive and monotonous.

5) *Fear story*: Tom has a very important English language test coming. He needs a high score to apply to his dream university and this is his last chance to take the exam for this year's application. Because of Covid, the test will be taken remotely on their own computer, which requires those taking the test to have their cameras on all the time as an anti-cheating measure.

The exam day finally comes and Tom is well prepared. He successfully logs in to his account and starts the test. However, when he tries to load the next page, the website is suddenly stuck without any response. It looks like there might be a problem with Tom's internet connection. Tom is not good with computers or troubleshooting connection problems. He doesn't know what the problem is or how to fix it. Nevertheless, he needs the system to work again as soon as possible or he will have no time to answer the test. The test timer is still on but the page doesn't load.

6) *Sadness story*: Jim has been playing an online game for years. The game has introduced him to a lot of online friends, and it is important for him. He has basically grown up with the game and still plays it actively. However, with lots of competition in the gaming industry, the game is not as popular today as it has been before. Jim knows that the game will be shut down, as it has been non-profitable for some time now. When it shuts down, it will be completely unplayable. These days Jim has been saying goodbye to his game friends and quitting the game gradually.

7) *Shame story*: Peter is a highly-respected professor in Cybersecurity. One day he gets a suspicious email that his email account has been hacked. The message contains a link and encourages him to use it in order to rectify the situation. Peter immediately gets suspicious and realizes the risk of clicking the link. While the email does look professional, these types of messages are usually phishing and therefore dangerous.

Peter thinks about reporting this email as phishing. But he is intrigued, so against better judgment he still clicks the link. Immediately, warnings are all over his screen and his email is locked for security reasons. This is his university working email that he needs to use all the time. Now he has to report himself to the IT department and admit to them that the "security professor got tricked", in order to unlock his email.

We used the emotions Anxiety, Despair, Irritation, and Rage in experiment 3. And they are the extensions of the Fear story in the previous experiments. These stories are very similar in content, with slight changes in the appraisals of suddenness and power.

8) *Anxiety story*: John has a very important final exam coming, which will be done online using the school's exam system. John is a freshman and this is his first time using the system, and John is not so sure how it works.

As the exam starts, John successfully logs in to his school account and starts the test. But the loading is very slow when logging in, and the user interface feels very unfamiliar to him. He wants to explore some functions, but the system is extremely unresponsive. After answering all questions on

the page, John clicks “Next Page” to proceed with the exam. However, the system appears to be stuck, and it just seems to be loading forever.

John is not sure if this is normal, since the system was slow the whole time from the start. There should be more questions on the next page but the loading seems to be taking far too long. The timer is still on, and John is losing valuable exam time. He knows there must be something he can do, but this is his first time using the system.

9) *Despair story*: Frank has a very important final exam coming, which will be done online using the school’s exam system. Frank is a freshman and this is his first time using the system, and he is not so sure about how to use it.

As the exam starts, Frank successfully logs in to his school account and starts the test. Although the exam interface looks unfamiliar, he manages to explore the functions a bit as the system is very responsive and has short loading times. The exam proceeds well and Frank has answered all questions on the page. Then Frank clicks “Next Page” to continue with the exam. However, the system unexpectedly responds that the exam is over.

Frank is not sure what has happened, as he hasn’t yet answered all the questions in the exam and he should have plenty of time left on the timer. Frank isn’t sure if he has clicked the wrong button. He is fairly sure that the exam has now failed and there is probably nothing he can do about it. The whole semester’s efforts on this course are gone if he has just submitted the exam himself.

10) *Irritation story*: Tom has a very important final exam coming, which will be done online using the school’s exam system. Tom is a senior student and he has used the system multiple times before.

As the exam starts, Tom successfully logs in to his school account and starts the test. But the system is loading very slowly after login. Tom has had similar experiences before and he knows the system can be unresponsive like this. He just needs to be more patient. After answering all questions on the page, he clicks “Next Page” to proceed with the exam. However, the system appears to be stuck, and it just seems to be loading forever.

Tom hasn’t yet answered all the questions in the exam. The timer is still on, and Tom is losing valuable exam time. He knows that if the system crashed - as it looks like - he has to retake the exam at a later date. Tom can only wait to see if the system starts working and he can continue, or he has to prepare for the exam again later.

11) *Rage story*: David has a very important final exam coming, which will be done online using the school’s exam system. David is a senior student and he has used the system multiple times before. David considers himself an expert in using it.

As the exam starts, David successfully logs in to his school account and starts the test. The system is very responsive and has short loading times, and David can focus on answering the questions. David is well prepared and he is sure that he can pass the exam this time. After answering all questions on the page, he clicks “Next Page” to proceed with the exam.

However, the system unexpectedly responds that the exam is over.

David had a similar experience before and he had already reported this issue to the school several times. He thought it would have been solved already, but here it is again. He knows that the system has crashed and he has to retake the exam at a later date. The rescheduled exam will cause David a lot of trouble out of blue, he has to change his vacation plans and has to prepare for the exam again later.

B. MDP

Here are the MDPs that we have used for each emotion.

States (S): The states in the MDP are represented by circles. S denotes the starting state, while S_1 and S_2 are intermediary states. The goal state is represented by G , and the error state is denoted by E . Both G and E are terminal states, signifying the end of an episode.

Action (A): There are three possible actions: “forward”, “action1”, and “action2”. When only one action is available to choose from, the agent defaults to choosing “forward” (denoted as $frwd$). When there are two available actions, the agent has the option to choose between “action1” (denoted as a_1) and “action2” (denoted as a_2).

Transition Probabilities (P): When not specified, the transition probability of taking an action to move from one state to the next is 1. If particular probabilities are outlined, executing an action in one state may lead to different states with the corresponding probabilities as depicted in the figures.

Rewards (R): Each transition into a state carries an associated reward. Transitioning into states S_1 or S_2 typically incurs a reward of generally -1, although exceptions may apply (e.g., in the emotion of happiness). The reward for reaching the goal state G is commonly 10, while the penalty for entering the error state E is -10. Again, the reward values in the termination states can differ in cases.

Blue arrow: The blue arrow in the figures points to the state where the emotion occurs. This is the critical point at which we calculate the appraisals.

1) *Happiness*: Here, we wanted to emphasize that the farmer’s life has been easier after having the automated system. Thus, in the training session, for the last 5 trials, the reward of transitioning into S_1 would drop from -3 to 0. And we wanted to emphasize that the farmer has good harvest results with the new system, also for the last 5 training trials, the reward is lifted from 7 to 10. In the testing episode, the agent is strategically designed to follow the sequence $S \xrightarrow{frwd} S_1 \xrightarrow{a_1} G$. The appraisal analysis comes at the state S_1 .

2) *Joy*: Here is a story illustrating a person’s journey to solve a problem, encountering numerous failures along the way, but experiencing joy upon success. At state S_1 , when faced with the challenge, the agent is designed to fail 90% of the time, leading to an error, while succeeding 10% of the time, reaching the goal. In the testing episode, the agent is strategically designed to follow the sequence $S \xrightarrow{frwd} S_1 \xrightarrow{frwd} G$. The appraisal analysis comes at the state G .

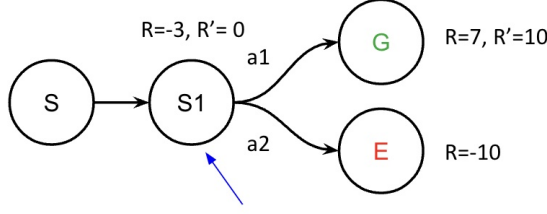


Fig. B.1. MDP illustration for Happiness

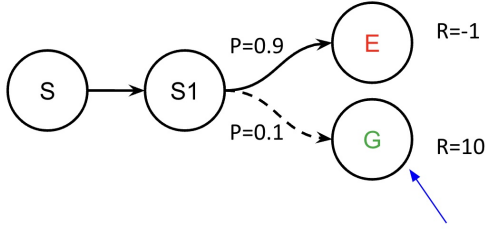


Fig. B.2. MDP illustration for Joy

3) *Pride*: The pride story is about an individual who puts in extra effort to surpass their usual performance. The sequence $S \xrightarrow{frwd} S_1 \xrightarrow{a_1} G$ represents the path that the agent typically takes, exerting less effort to achieve a normal result, with a reward of 5. If the agent chooses action a_2 at state S_1 , it incurs a negative reward of -5, symbolizing additional work. However, this extra effort does not necessarily guarantee a superior outcome. Upon reaching state S_2 , there is a 50% chance that the agent will end with the normal result G , and a 50% chance that the agent will achieve a better result $G+$, with a reward of 10. In the final testing episode, the agent is designed to take $S \xrightarrow{frwd} S_1 \xrightarrow{a_2} S_2 \xrightarrow{frwd} G+$. The appraisal analysis comes at the state $G+$.

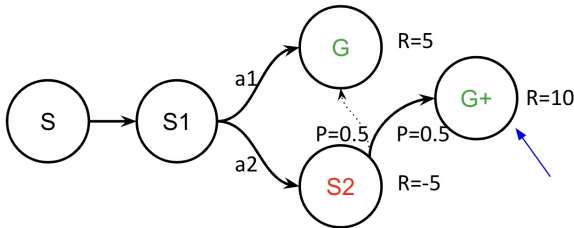
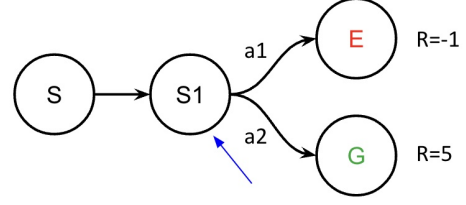


Fig. B.3. MDP illustration for Pride

4) *Boredom*: The boredom story is about an individual engaged in repetitive tasks that yield limited rewards, in terms of both negative and positive rewards. In the final testing episode, the path taken by the agent is $S \xrightarrow{frwd} S_1 \xrightarrow{a_2} G$. The appraisal analysis occurs at the state S_1 .



5) *Fear*: The fear story is about an individual encountering an unfamiliar problem that could cause severe damage. The problem does not occur frequently, and this is reflected in state S_1 , where there is only a 20% chance that the agent will end up in the problem state P . In the testing episode, the agent is designed to take the path $S \xrightarrow{frwd} S_1 \xrightarrow{frwd} P \xrightarrow{frwd} E$. The appraisal analysis is conducted at the state P .

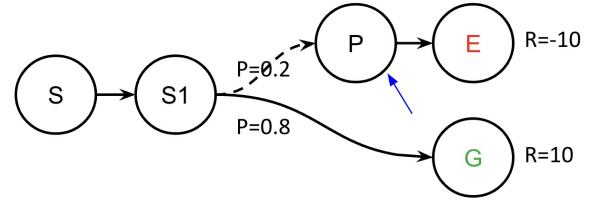


Fig. B.4. MDP illustration for Fear

6) *Sadness*: This story is about a man who must say goodbye to a game that has kept him company for a long time. While he continues to be rewarded for playing the game, earning a reward of 10 and moving to state G , his friends are now leaving the game. This is represented by transitioning to state P with a negative reward of -1. Ultimately, the game shuts down, and in the last 10 sessions of training, the reward at state E becomes -10. In the testing episode, the agent is designed to take the path $S \xrightarrow{frwd} S_1 \xrightarrow{frwd} P \xrightarrow{frwd} E$. The appraisal analysis is conducted at the state P .

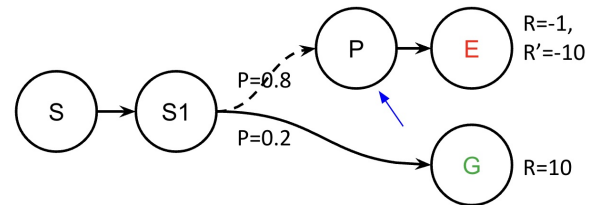


Fig. B.5. MDP illustration for Sadness

7) *Shame*: The shame story is about an individual who takes an unusual action a_2 by opening a suspicious website. Typically, it is not immediately malicious, resulting in an 80% chance of following the path $S_2 \xrightarrow{frwd} G$. However, it can also lead to damage, represented by $S_2 \xrightarrow{frwd} E$.

The designed path for the agent in the testing episode is $S \xrightarrow{\text{frwd}} S_1 \xrightarrow{a_2} S_2 \xrightarrow{\text{frwd}} E$. The appraisal analysis is conducted at the state E .

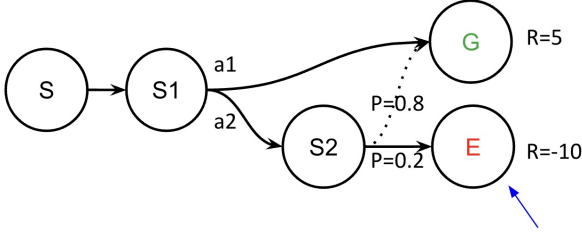


Fig. B.6. MDP illustration for Shame

8) *Anxiety*: The anxiety story is about a freshman who encounters continuous system errors, and he doesn't know what to do. Represented by MDP, in the testing episode, the agent goes for $S \xrightarrow{\text{frwd}} S_1 \xrightarrow{\text{frwd}} P \xrightarrow{\text{frwd}} E$.

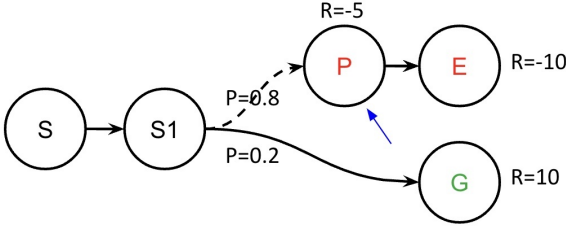


Fig. B.7. MDP illustration for Anxiety

9) *Despair*: The despair story is about a freshman who got an unfamiliar system error and immediately failed the exam. The agent goes for $S \xrightarrow{\text{frwd}} S_1 \xrightarrow{\text{frwd}} P \xrightarrow{\text{frwd}} E$ in the testing episode.

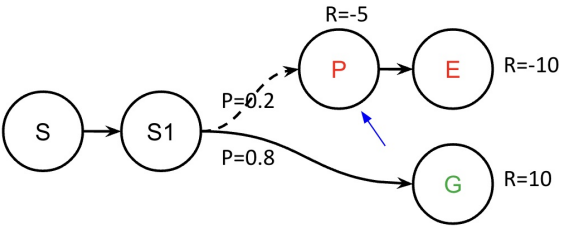


Fig. B.8. MDP illustration for Despair

10) *Irritation*: The irritation story is about a senior student who is familiar with the school system. Thus, when the problem occurs, he knows what to do by choosing either a_1 , which is to do nothing and fail the exam, or choosing a_2 , which is to report the issue and get another chance for the exama.

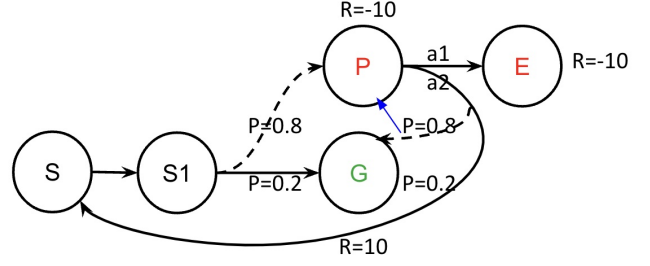


Fig. B.9. MDP illustration for Irritation

11) *Rage*: The rage story is also about a senior student who knows how to resolve the system problems. It is similar to irritation, he can choose a_1 or a_2

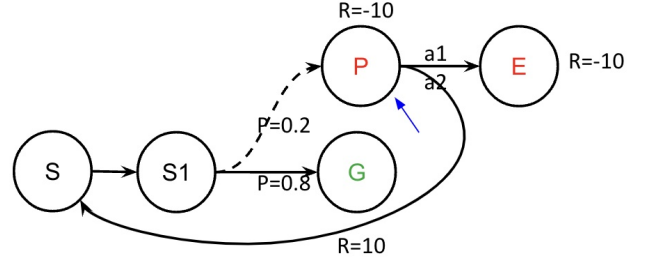


Fig. B.10. MDP illustration for Rage

C. Codes

The codes associated with this paper are available on GitHub. These codes include implementations of the algorithms, experiments, and additional supporting material that can aid in understanding and reproducing the research. A comprehensive guide on how to use the codes can also be found within the repository. The codes can be accessed through the following https://github.com/Eurus-J-Zhang/Appraisal_RL/.