
PRIVACY-PRESERVING LINKAGE OF DISTRIBUTED DATASETS USING THE PERSONAL HEALTH TRAIN

A PREPRINT

 **Maximilian Jugl**

Department of Medical Data Science
University Medical Center Leipzig
Leipzig, Germany
maximilian.jugl@medizin.uni-leipzig.de

 **Sascha Welten**

Chair of Computer Science 5
RWTH Aachen University
Aachen, Germany
welten@dbis.rwth-aachen.de

 **Yongli Mou**

Chair of Computer Science 5
RWTH Aachen University
Aachen, Germany
mou@dbis.rwth-aachen.de

 **Yeliz U. Yediel**

Department of Data Science and Artificial Intelligence
Fraunhofer FIT
Sankt Augustin, Germany
yeliz.ucer.yediel@fit.fraunhofer.de

 **Oya D. Beyan**

Institute for Medical Informatics
Faculty of Medicine and University Hospital Cologne
Cologne, Germany
oya.beyan@uni-koeln.de

 **Ulrich Sax**

Department of Medical Informatics
University Medical Center Göttingen
Göttingen, Germany
ulrich.sax@med.uni-goettingen.de

 **Toralf Kirsten**

Department of Medical Data Science
University Medical Center Leipzig
Leipzig, Germany
toralf.kirsten@medizin.uni-leipzig.de

September 12, 2023

ABSTRACT

With the generation of personal and medical data at several locations, medical data science faces unique challenges when working on distributed datasets. Growing data protection requirements in recent years drastically limit the use of personally identifiable information. Distributed data analysis aims to provide solutions for securely working on highly sensitive data while minimizing the risk of information leaks, which would not be possible to the same degree in a centralized approach. A novel concept in this field is the Personal Health Train (PHT), which encapsulates the idea of bringing the analysis to the data, not vice versa. Data sources are represented as train stations. Trains containing analysis tasks move between stations and aggregate results. Train executions are coordinated by a central station which data analysts can interact with. Data remains at their respective stations and analysis results are only stored inside the train, providing a safe and secure environment for distributed data analysis.

Duplicate records across multiple locations can skew results in a distributed data analysis. On the other hand, merging information from several datasets referring to the same real-world entities may improve data completeness and therefore data quality. In this paper, we present an approach for record linkage on distributed datasets using the Personal Health Train. We verify this approach

and evaluate its effectiveness by applying it to two datasets based on real-world data and outline its possible applications in the context of distributed data analysis tasks.

The source code for the services and analysis scripts mentioned in this paper is open source and available from the authors¹.

Keywords Distributed Computing · Distributed Datasets · Incremental Learning · Federated Learning · Record Linkage · Cybersecurity · Data Privacy · Data Protection · Containerization

1 Introduction

1.1 Distributed datasets

In the medical domain, new data is generated on a daily basis. We observe various types of data, such as structured data in the shape of electronic health records, textual data from written diagnostic reports, image data from MRI and CRT scans and genetics data for research purposes. With large amounts of multi-faceted data, multiple perspectives have to be considered at once, such as the challenge of efficiently and effectively managing data, capturing patient data in an appropriate and timely manner, and the eventual analysis of captured data by researchers to support practicing medical personnel in their daily tasks.

In a data analysis undertaking spanning multiple institutions, the common approach is to collect all required data in a central location first. This is not without its own challenges. First, with growing data protection requirements, as enforced by the GDPR in the European Union for example [30], sensitive data has to be carefully anonymized so that re-identification of natural persons is infeasible. Second, datasets must be submitted over a secure channel, where the dataset size and the communication overhead can greatly impact the time needed for a successful transfer. Third, with a transmission of data from one domain to another comes a loss of sovereignty for the original data holders, effectively diminishing their say in how the data they provide can and should be used.

As such, a recent paradigm shift in the field of medical data science is to favor distributed data analysis approaches, where data analysis is performed at the respective data sources. Over the last decade, research in this area gave way to novel concepts and implementations to enable data analysis while respecting data ownership. Galaxy [13] enables the effective communication of analysis tasks between multiple parties. Local installation of their software allows data providers to work on their data without exposing it to others. ELIXIR [9] acts as an all-in-one provider of data analysis solutions, represented as several platforms, for scientific purposes in Europe. A central hub near Cambridge handles administrative tasks and coordinates nodes in 23 European countries, where a node is accessed by multiple institutions within that country. DataSHIELD [12] takes this one step further by allowing researchers to write their analysis tasks as R scripts that are executed in a distributed way using a custom client-server infrastructure. PADME [31], PHT-meDIC [14] and VANTAGE6 [17] are implementations of the Personal Health Train [1], which frees data analysts from constraints on how to define their data analysis tasks.

1.2 Personal Health Train

The Personal Health Train (PHT) follows the analogy of a train which moves between stations, where the train represents a data analysis task and the stations represent the respective data holding organizations [1]. All current PHT implementations use a container-based approach to package analysis tasks and to transmit them between institutions, which allows data scientists to freely choose the tools they need to perform their analysis tasks. A broad overview of the PHT workflow is shown in Fig 1 using the PADME implementation as an example.

A data scientist interacts with the Central Service (CS). They submit their analysis task as an executable script to the CS, where it is then packaged into a train class with all required dependencies. The train class acts as a template for trains that are created from it. Once the train class has been created, the data scientist can select it and a number of target stations. A train, which is effectively an executable container, is then created from the selected train class and the participating stations are informed of the train. The station order is defined by the data scientist.

Station administrators run their stations through a piece of on-premise software. They may pull trains or reject them if they suspect them to be malicious. Before a train is executed, the station administrators have the option to supply variables for the execution of the analysis script. This is necessary to provide URLs to services that provide data, as well as authentication credentials for access to these services and other configuration parameters. Once train execution has finished, the results are packaged into the train and sent off to the next station.

¹The source code is located at <https://gitlab.com/ul-mds/record-linkage/infrastructure>.

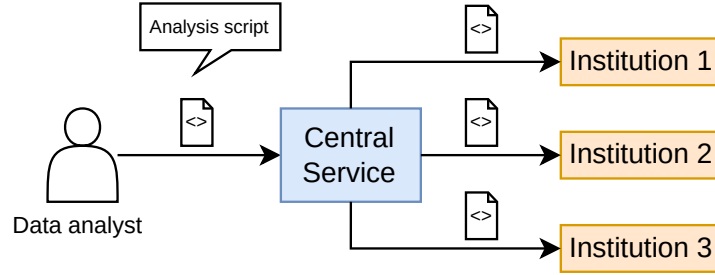


Figure 1: Overview of the PHT using the PADME implementation as an example. A data scientist submits an analysis script to the Central Service, which packages it into a train using container-based technologies and orchestrates the execution between institutions, called stations. Results are aggregated and reported back to the data scientist.

After the train has been executed at all stations, the final train is sent back to the CS. Results are extracted from the train and provided to the data scientist. At no point did the data scientist ever obtain access to confidential data. Access to sensitive data sources remains at the participating institutions. The only PHT component that the data scientist has to interact with to perform a distributed data analysis task is the CS.

Multiple recent use cases using the PHT prove its potential as a functional mean to enabling distributed data analysis [18, 33]. In cases where a centralized study has been performed in the past, running the same study in a decentralized way using the PHT shows no to minimal deviation in the quality of the obtained results [32].

1.3 Problem statement

In distributed datasets, it is possible for duplicates to manifest that refer to the same real-world entity. Within the medical domain, these entities are usually patients that seek treatment at multiple locations. In a patient’s lifetime medical history, it is common to seek treatment at multiple healthcare providers, such as being referred by one’s own general practitioner to obtain a verified diagnosis that they cannot make, or seeking special treatment for a rare disease type.

The process of identifying similar records within one or multiple datasets is called data matching or record linkage [5]. Duplicates in distributed datasets can skew the outcome of an analysis task, yet they may also present the opportunity of fusing multiple information sources together. Though record linkage algorithms have been extensively studied and applied to centralized datasets, very few have applied them in a distributed environment. This is rooted in the inherent challenges of record linkage.

Linkage using a permanent identifier, like a person’s health insurance number, passport ID, identity card number or social security number would facilitate this process tremendously, yet they are subject to strict data privacy and data sharing protections. Additionally, healthcare providers may only store a subset of the aforementioned identifiers, shrinking the potential overlap in distributed datasets.

As such, record linkage relies on combining a multitude of so-called quasi-identifiers (QIDs) to identify similar records [35]. These are stable identifiers that are unlikely to change over a long period of time, such as a patient’s first and last name, sex and birth date. Yet since combining these identifiers allows one to uniquely identify a person with high precision, they are subject to the same data protection guidelines as the mentioned identifiers. Releasing identifying information past institutional borders for the purpose of record linkage therefore poses a great risk for data providers and the privacy of the entities that are supposed to be linked.

Using the distributed data analysis execution platform that the PHT provides, we propose an approach to record linkage with distributed datasets which does not require data providers to share identifying data outside their own borders.

1.4 Related work

Though all of the following works present ways on how to integrate record linkage into real-life environments, just a select few propose workflows on distributed datasets. None so far have sought the PHT as their platform of choice.

Randall et al. [24] performed an evaluation of a Bloom filter based record linkage protocol on datasets with a total of 26 million hospital admission records. They showed that Bloom filters can scale well to large datasets and provided a workflow to improve scalability without severely affecting linkage quality. However, the setup was performed locally and not in a distributed environment.

Yigzaw et al. [36] designed a record linkage protocol based on Bloom filters for disease surveillance across three laboratories that specialize in the testing for strains of influenza. Their approach manages to stay performant while ensuring security in a setting with semi-honest adversaries.

Nguyen et al. [19] performed an evaluation of the GRHANITE software in a public health surveillance system. They used two separate gold standard datasets sourced from several clinical sites in Australia, including uniquely identifiable attributes such as electronic medical record numbers. The authors opted for a deterministic linkage approach which, while reliable in most cases, provides limited error tolerance due to the nature of this approach.

Stammler et al. [27] extended the medical record database software Mainzelliste with a modified version of the EpiLink software by Contiero et al. [8] to enable secure multi-party privacy-preserving record linkage. Their linkage algorithm is based on Bloom filters, but the integrity and privacy of shared data between participating clients is preserved using a tunneled connection. However, the integration into Mainzelliste imposes a strong software dependency that may not be implementable in certain environments.

Nóbrega et al. [21] recently published a novel protocol using Bloom filters using Blockchain technology and applied it to real-world datasets. Their main motivation for this approach was to provide security beyond the commonly considered honest-but-curious adversary model. Since then, Christen et al. [6] published an attack on the protocol which has been considered and mitigated by the original authors [22].

2 Materials and methods

2.1 Overall approach

We developed an approach for performing record linkage on distributed datasets using the PHT. Fig 2 demonstrates the two-phase record linkage execution within the PHT.

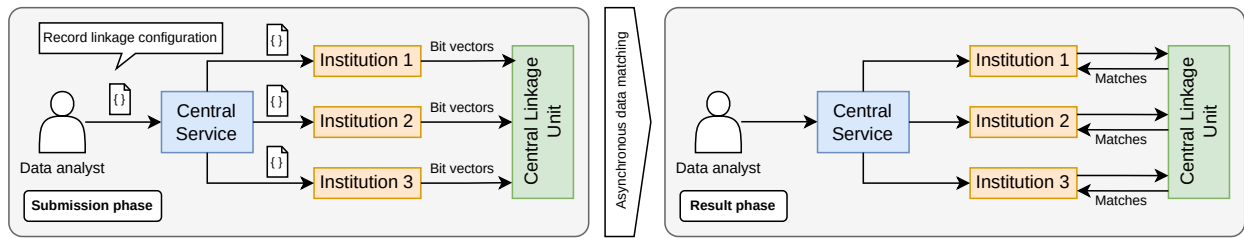


Figure 2: Overview of the record linkage execution within the PHT. In the first phase, stations are prompted to encode records into a non-reversible bit vector form and to submit these to a Central Linkage Unit. After matching has concluded, results are fetched from the Central Linkage Unit at each station.

In the “submission” phase, the data analyst sends their record linkage script along with a configuration file to the central service. They select the participating stations and dispatch the record linkage train. At each station, the train starts the process of sourcing relevant records, pre-processing and masking them into a non-reversible bit vector form while preserving similarities between near-identical records. These bit vectors are then sent to a Central Linkage Unit (CLU), which asynchronously performs matching on the provided bit vectors.

In the “result” phase, the data analyst dispatches the same train for a second time. Once the train arrives at the station, it prompts the retrieval of results from the CLU for that particular station. The train itself receives identified matches in a pseudonymized form, so that the train never comes into contact with any personal data. These results can be used to perform informed decisions on how to treat duplicates in a subsequent data analysis task. The following sections describe the process in more detail.

2.2 Train execution

We developed several standalone web services that enable record linkage with distributed datasets: a Resolver, Encoder, Broker and Matcher service. An architectural overview of their integration into the PADME PHT implementation is presented in Fig 3. Although our research focuses on the interoperability with the PHT, our services do not rely on any PHT component and can be freely made to fit with any architecture where client-server interactions are possible.

Components Our services are split up into station-side and central components. The Resolver service is hosted on-premise at every participating station. Its purpose is to look up study-specific pseudonyms in the station’s Master

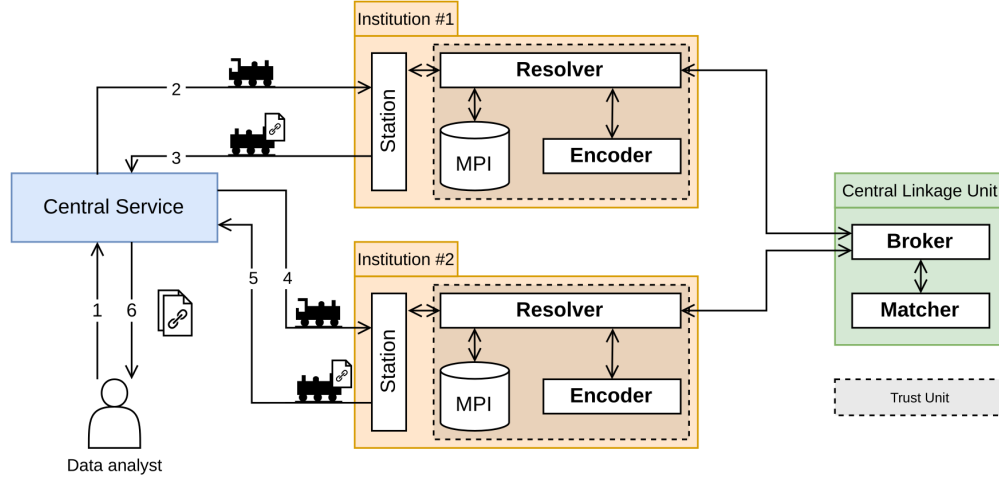


Figure 3: Integration of record linkage services into the PHT infrastructure. Custom components are highlighted in bold. Trains carry the scripts necessary to communicate with the Resolver service at each station and report identified matches back to the Central Service.

Patient Index (MPI). For our purposes, we opted for E-PIX as the patient database and gPAS as the pseudonymization service from the MOSAIC suite of tools to act as an MPI in combination [2, 3]. These services offer an intuitive user interface for data providers, as well as a SOAP interface for integration into other software. However, the Resolver offers flexibility to integrate with other MPI software solutions. The Resolver leverages the Encoder service, which performs data pre-processing and masking based on a hash-based approach using Bloom filters [25] on the records obtained from the MPI. The result is a bit vector for every record which obfuscates the original data while preserving their similarity. The CLU is composed of the Broker service which takes in bit vectors from all stations. Similarities between bit vectors are computed by the Matcher service and reported back to the Broker, which provides results to the participating stations.

Workflow As mentioned before, a record linkage execution within the PHT consists of two phases. These two phases make up a matching session. In the first “submission” phase, the data analyst who wants to perform record linkage selects the corresponding train image at the Central Service, the participating stations and provides the necessary configuration which is packaged into the train. The record linkage configuration consists of a random session identifier and a matching threshold between 0% and 100%. Upon arrival of the train, station administrators provide a link to the Resolver service hosted at the station, as well as a list of study-specific pseudonyms.

Once train execution commences at the station, an executable script inside the train submits the supplied pseudonyms as well as the record linkage configuration to the Resolver service at the station. The Resolver looks up the provided pseudonyms in the MPI and converts the personal data records into bit vectors using the Encoder service. Finally, the Resolver generates a random client identifier, ties it to the session identifier locally, and passes both with the record linkage configuration and the list of bit vectors to the CLU. The first phase has concluded once all participating stations have performed this process.

Between phases, the CLU performs asynchronous matching using the bit vectors submitted by the stations. The submitted station and client identifiers are used by the Broker service to tell bit vectors from different stations apart, as well as consolidating bit vectors that are supposed to be matched against one another. Given bit vectors from two separate stations, the Matcher performs a cross product on them and computes their similarity using the Jaccard index. Similarities above the threshold specified in the PPRL configuration are reported back to the Broker, which aggregates these results.

In the second “result” phase, the data analyst sends the same PPRL train for a second iteration to all participating stations. The script inside the train contacts the Resolver hosted at the station. The Resolver looks up the client identifier generated in the previous phase using the session identifier and requests results from the Broker. Finally, the Resolver passes the results along to the train, converting them back into their pseudonymized form. This means that by the end of the second phase, every station will have a list of pseudonyms that refer to records that have a match with at least another record at a different station. The train itself would have had no access to sensible data during the entire session.

2.3 Data preprocessing

The QIDs withing a record are first preprocessed at their respective stations. The aim is to convert all records into a unified representation across all stations, so that record linkage is successful even in the presence of different character encodings and naming conventions. This is done by performing the following series of steps for every field of a record:

1. Ligatures (e.g. ß, æ, œ) are replaced with their non-ligature forms (e.g. ss, ae, oe).
2. Diacritics are separated from the characters they apply to by performing Unicode normalization in the KD form.
3. Non-ASCII characters are removed.
4. All characters are converted to lowercase.
5. Multiple consecutive whitespaces are reduced into one.

2.4 Masking technique

Masking is the key step in ensuring that the privacy of the matched records is preserved. If all records are sent to the CLU as they are, then the CLU administrator has access to all records across all stations, posing a big risk of a potential private data breach. Even if it is assumed that the CLU is hosted by a trustworthy third party, malicious actors could obtain access to the original records if the CLU is ever compromised. As such, it is necessary to make sure that the records are transmitted in a masked form such that re-identification attacks on masked records are computationally infeasible.

Bloom filters have seen wide adoption in privacy-preserving record linkage (PPRL) protocols as a data structure that can obfuscate the data that is inserted into it while preserving similarities. Since the inception of Bloom filters in the field of PPRL, many security recommendations have been proposed to make them more resilient to re-identification attacks [7, 15, 20]. According to current security recommendations for Bloom filters in PPRL, we chose to implement the following measures.

We used CLKRBF as our masking technique [29]. The tokenized values of a record are hashed into the same Bloom filter, but the amount of hashes is decided on weights assigned to a record’s attributes. Consequentially, attributes with a higher weight likely occupy more bits in the resulting Bloom filter. The reason for this approach is that some attributes, like first and last name, have a higher discriminatory power than others, like gender [10]. We computed the weights by generating a random list of values for each attribute, splitting them into unique text tokens and then computing the entropy across all values for an attribute.

Further security measures we implemented were to use *HMAC-SHA-256* as a keyed hash function, apply random hashing, attribute salting, as well as balancing and randomly permuting Bloom filters after the masking step [20, 26]. All these techniques mitigate basic dictionary and frequency attacks, as well as known cryptanalytic attacks on Bloom filters based on their Hamming weights at the time of writing.

3 Results

We used the readily available PADME PHT stations at the RWTH Aachen University, the University of Applied Sciences Mittweida and the University Medical Center Leipzig to validate our suggested approach to record linkage on distributed datasets. We performed two experiments with two different datasets. The source code for the generation of these datasets, as well as the software components we developed, is available from the authors.

For our first experiment, we used the North Carolina Voter Registration (NCVR) dataset². This dataset has been used to test several record linkage applications in the past [10, 11, 16, 23]. Its popularity stems from the fact that it contains real-world data sourced from a large population. It is a public record of registered voters in the state of North Carolina where a large number of personally identifiable attributes are tracked for every person. These attributes include first, middle and last name, gender, year of birth, residential and mail address, party affiliation, phone number and supplemental information on the record itself. Every person in the NCVR database has a unique identifier called NCID. We performed data cleaning by only keeping records that abide by the following rules.

- person must have an active and verified record

²The data is available at <https://www.ncsbe.gov/results-data/voter-registration-data>. We used a snapshot of statewide voter registrations from February 16th, 2023

- person must have been at least 16 years old on their registration date
- person must be no older than 120 years
- record must not be marked as confidential
- residential and mail zip codes must be either five or nine characters in length and must not be all zeros
- phone numbers must not be all zeros

After this process, about 6.1 million records remain from the original 8.2 million records. From the cleaned dataset, we selected first and last name, gender, year of birth and city of residence to be used for our record linkage experiment.

We created three files with approximately 5000 records each, where all files have 100 records in common. To select records, we grouped all records by first and last name and counted the amount of records in each group, which we refer to as group size. For each group size up to five, we then randomly selected records drawn from each group such that every group size contributes about a fifth of all records to the final dataset, which is composed of 14 800 unique records across all files. The distribution of records with respect to the group sizes they were drawn from is shown in Tab 1.

Table 1: Amount of selected records in the final dataset with respect to group size based on distinct first and last names in the NCVR dataset

Group size	# Total records	# Selected records
1	2 975 253	2971
2	668 560	2992
3	358 608	2901
4	240 640	2784
5	179 465	2910
Σ	4 422 526	14 558

Finally, we selected 100 records at random and inserted them into each of the three files. We inserted each of the remaining 14 700 records into one of the three files at random. The amount of records for each file is shown in Tab 2.

Table 2: Amount of records in each file for our record linkage experiment with the NCVR dataset

File	# Records
1	4981
2	4945
3	4832

We assigned the files to the participating stations at random, so that each station holds one of the three files. The station administrators were provided a mapping to import the given files into the data schema of their on-premise E-PIX instance. Knowing that only exact matches were supposed to be found, we set the match threshold for the train execution accordingly to 100 %. We used the NCIDs of predicted matching pairs to classify them as true or false positives.

We were able to identify all true matches while only accumulating three false positives, yielding a F1-score of 99.5 %. The false positives are a result of the limited subset of attributes we chose. Upon review, we found that the affected records were sufficiently different from one another when observing all attributes of the NCVR dataset. However, by chance alone, the false positives we identified were indeed identical by our choice of attributes.

For our second experiment, we generated a synthetic dataset with built-in typographic errors to validate the error-resistance of our approach. We used German first names, surnames and city names with respective frequency information from publicly available data sources. We used the GeCo framework [28] to generate a file containing 1000 personal records. The distribution of the aforementioned attribute values was modeled after their real-life frequencies. We also added a randomly generated gender and birth date to each record.

Next, we generated two corrupted versions of the original file by randomly introducing typographic errors commonly found in the real world. These include optical character recognition errors, phonetic errors, input errors, e.g. by pressing a neighboring key on a keyboard, and edit errors, such as random insertion, deletion or substitution of a character. Finally, we shuffled the records between the three files in a way that ensured that matches could only be found between files, not in one and the same file. As with the first dataset, we randomly assigned each file to one of the three participating stations and provided the mappings for the E-PIX import to all station administrators.

For our synthetic dataset, we opted for a more conservative matching threshold of 70%. We found this threshold to be a reasonable choice in prior testing with similar datasets using our infrastructure. In our train execution, we achieved an F1-score of 99.3%. Out of 1157 possible true matches, we accumulated only four false positives and 12 false negatives, as represented in Tab 3. This result is impressive, considering the amount of true non-matches is bigger by about three orders of magnitude compared to the amount of matches.

Table 3: Confusion matrix of predicted matches and non-matches at a 70% threshold

	True matches	True non-matches	Σ
Predicted matches	1145	4	1149
Predicted non-matches	12	1 142 091	1 142 103
Σ	1157	1 142 095	

Finally, we conducted a statistical analysis on both datasets to evaluate our threshold choices. We ran the same linkage procedures using a local setup with varying thresholds, ranging from 0% to 100% in 1% increments. At every threshold, we computed precision, recall and F1-score. The resulting plots are shown in Fig 4.

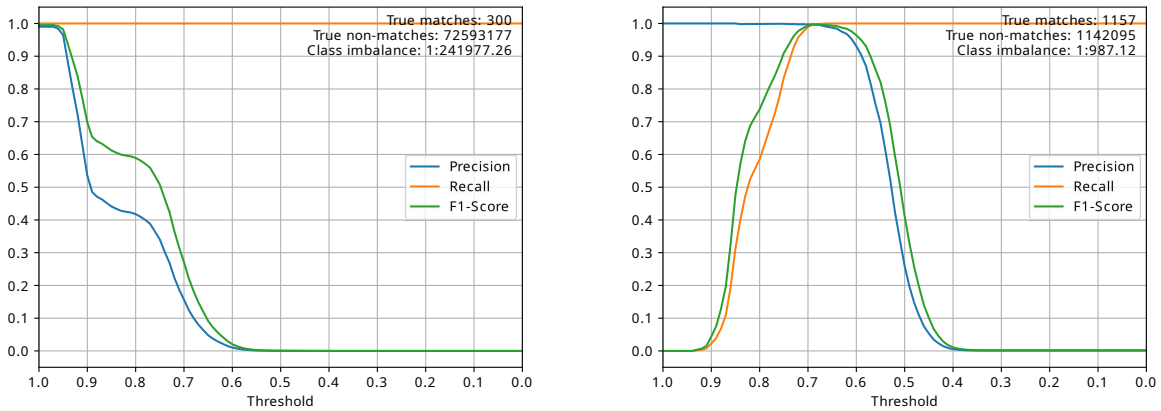


Figure 4: Precision, recall and F1-score depending on the selected match threshold. Measures were taken using our experimental datasets. Samples were taken in 1% threshold increments.

For the NCVR dataset, we observed a sharp decline in match quality around the 95% threshold. The F1-score declined slowly between 90% and 75% before falling off drastically again and leveling off below 60%. Since we chose records in groups based on distinct first and last names, a base level of similarity is present in a significant number of record pairs. This explains the first drop-off as records with identical first and last names are being recognized as matches. The second, significantly more prolonged drop-off is caused by record pairs that are decisively unlike one another.

For our synthetic dataset, we found that our threshold of choice at 70% was not far off the threshold which maximized the F1-score on our synthetic dataset. At a threshold of 68%, the amount of false negatives dropped down to four, raising the F1-score to 99.7%. Furthermore, we found that all true matches were classified as such at a threshold of 66%. However, false positives increased drastically with lower thresholds. On the opposite end, the first false positive was reported at a threshold of 84%, while about 40% of true matches were already being identified as such.

4 Discussion

4.1 Security implications of the PHT

The PHT concept allows the execution of arbitrary analysis tasks on medical data provided by healthcare institutions. This is desirable for data scientists who act in good faith and wish to use the statistical tools and programming languages that they are familiar with, but this still poses a major threat to data protection and privacy. Therefore PHT implementations must provide security guarantees to mitigate unauthorized access to and distribution of medical data.

We consider possible attack vectors for a malicious actor aiming to exfiltrate medical data using the PHT and show mitigations at the example of PADME and PHT-meDIC.

Both PADME and PHT-meDIC employ a manual approval process for incoming trains. Station administrators must first inspect and confirm that they wish to execute a train at their station. The code packaged inside a train is always public and should be used by station administrators to conclude what the train’s purpose is and which data sources it aims to connect to. This allows them to reject trains that have been sent to a station due to human error or malicious intent.

Furthermore, both PADME and PHT-meDIC require data sources to be defined manually. For PADME, connection details must be provided before the train is executed. This allows the data holders to configure their data sources in a way that mitigates illegal operations and to limit the train’s view on the required data. PHT-meDIC completely denies network access to the train. Data sources are mounted into the train as a read-only volume. This further mitigates the train’s abilities to retrieve and share information outside of institutional borders.

Results of a train execution at a station must be securely stored, and PADME and PHT-meDIC choose different ways to ensure that no unauthorized party may be able to inspect results. PADME employs the use of public-key cryptography. The Central Service and all stations maintain their own keypairs which are used to encrypt trains and the results that are packaged into them after each train execution. PHT-meDIC goes one step further by cryptographically signing trains to ensure that trains are only executed by trusted parties. Results from a train execution at a station are not stored within the train but rather encrypted using homomorphic encryption. Only the data scientist running the analysis task using PHT-meDIC may decrypt the results which ensures that analysis artifacts submitted to the central service cannot be read by its administrators.

At the time of writing, manual review and approval of train, manual configuration of data sources, restricting network access, result encryption and train signatures summarize the scope of security practices of both PADME and PHT-meDIC. This serves to ensure that medical data is not leaked to untrusted parties, but puts a major responsibility on station administrators. They must diligently inspect trains before executing them and ensure that the data sources are properly configured. The public nature of both PHT implementations gives them the necessary tools to validate trains and approve or deny their execution on site.

4.2 Attacks on the record linkage protocol

Cryptanalysis of Bloom filters in privacy-preserving record linkage protocols has been conducted in the past with the consensus being that basic field-level Bloom filters provide no meaningful security for data that is meant to be obfuscated [7, 15, 20]. We chose to adapt our use of Bloom filters for PPRL in line with current security recommendations, which make re-identification attacks infeasible. Instead of providing a formal cryptanalysis of Bloom filters in our protocol, we present the scope of possible attack vectors that malicious actors could abuse in our approach.

There are three main actors who take part in a PPRL execution within the PHT. The first actor is the data scientist. Since they only interact with the Central Service, there is no way for them to get access to the underlying container infrastructure. Their only entrypoint for attack is the PPRL container image, which can be freely adjusted. This means that a malicious data scientist could include malicious code in the PPRL train image that is then executed at the participating stations. However, within the context of the PPRL workflow as described in this paper, there is no way to obtain unauthorized access to confidential patient data. The only information that could be leaked are the pseudonyms provided at every station, which inherently do not represent personally identifiable information. Since the Resolver service is the sole component responsible for handling depseudonymized data, there is no feasible way of leaking confidential data from it using a malicious PPRL train image either. Furthermore, the PADME PHT implementation allows station administrators to deny the execution of a train image that they do not trust.

The second actor is the station administrator. Since they are restricted to executing or rejecting trains, there are no means for the station administrator to achieve unauthorized data access. They have no access to the underlying container infrastructure that is managed by the station software and can therefore not leak results from executions at previous stations. Since the PPRL train is not supposed to store sensitive data in the first place, it is not possible to infer patient data from other stations.

The third actor is the administrator of the CLU. They are the weakest link, since we assume a trusted third party setting and therefore do not consider their entire attack scope in a practical setting. However, a bad actor in this position has a few options. The central linkage unit receives and processes bit vectors submitted by all stations. We assume that a re-identification attack is too compute-intensive and therefore infeasible. However, suppose there are matching bit vectors across all participating stations of a PPRL execution. Given the metadata attached to these bit vectors, it would be an easy task for a malicious CLU administrator to make assumptions about the medical or treatment history of a patient that produced these bit vectors. This greatly limits the search scope, though this knowledge is still useless

without prior knowledge about personal patient details. Furthermore, if the secret for the authenticated hash digest in the masking step is changed in every train execution, then inferring information during multiple train executions is not possible for the CLU administrator.

Another attack vector for a CLU administrator is to disrupt the PPRL execution. Since the assignment of clients to a match session is handled by the central linkage unit, a malicious CLU administrator could assign submitted bit vectors to arbitrary match sessions, therefore impacting the usefulness of the reported results. It is also possible to simply withhold match results or to inject false match results.

4.3 Federated train execution

Our proposed approach performs a train execution in two round trips. This incremental workflow comes down to the fact that all participating stations are processed sequentially. In theory, a federated workflow where all stations are processed simultaneously is also possible and would require a single round trip instead.

A train class for this federated approach is prepared. All participating stations are selected and the train is dispatched. Once at a station, the train performs the usual workflow of submitting pseudonyms to the Resolver service. However, instead of terminating, the PPRL train queries the progress of the match session and waits for it to reach completion. As soon as all stations have submitted their bit vectors and matching has been carried out, all trains submit a request to the Resolver to fetch the results from the broker. The main challenge lies in coordinating all stations to perform their submission step in a similar time frame. Suppose that in a setup with three stations, two execute the train immediately and one does so only an hour later after receiving, there is currently no way for the Broker service to tell when matching is to be considered finished. In the worst case, the first two stations request their results too early, omitting potential matches with the third station. A federated version of the train used in our approach is actively being worked on.

4.4 Future improvements

We used a simple measure for estimating attribute weight based on their discriminatory power. Though weight estimation algorithms for record linkage exist [4, 34], none of them can be applied to blind record linkage, meaning that known algorithms which are mostly based on the Fellegi-Sunter model of record linkage cannot be applied to PPRL, since we do not have the datasets to be matched available to us. In the future, we hope to develop and evaluate more advanced algorithms for blind attribute weight estimation.

The same applies to the threshold estimation. We chose a threshold based on prior knowledge about the data to be matched and previous experiments. A future area of research concerns the study of thresholds based on the chosen masking technique and input data.

While the GeCo framework is decent at generating authentic-looking datasets with a variety of options for common errors to induce, the data it generates is still synthetic. We are actively working on cooperating with personal data providers to create use cases around our approach to PPRL to prove its effectiveness in real-world settings.

5 Conclusion

We presented an approach to perform record linkage on distributed datasets using the PHT. The PHT enables data holding organizations to allow access to their personal records without leaking sensitive information beyond institutional borders. Inferring information from masked records is infeasible with the security measures we chose to implement, keeping the chance of a successful re-identification attack at a minimum. We validated this approach in two experiments with two different synthetic datasets with respect to the quality of the identified matches and the typographic error-resistance. In the future, we aim to demonstrate our approach in real-life scenarios.

References

- [1] Oya Beyan et al. “Distributed Analytics on Sensitive Medical Data: The Personal Health Train”. en. In: *Data Intelligence* 2.1-2 (Jan. 2020), pp. 96–107. ISSN: 2641-435X. DOI: 10.1162/dint_a_00032.
- [2] M. Bialke et al. “MOSAIC – A Modular Approach to Data Management in Epidemiological Studies”. en. In: *Methods of Information in Medicine* 54.04 (July 2015). Publisher: Georg Thieme Verlag KG, pp. 364–371. ISSN: 0026-1270, 2511-705X. DOI: 10.3414/ME14-01-0133.
- [3] Martin Bialke et al. “A workflow-driven approach to integrate generic software modules in a Trusted Third Party”. en. In: *Journal of Translational Medicine* 13.1 (Dec. 2015). Number: 1 Publisher: BioMed Central, pp. 1–8. ISSN: 1479-5876. DOI: 10.1186/s12967-015-0545-6.

- [4] Tony Blakely and Clare Salmond. “Probabilistic record linkage and a method to calculate the positive predictive value”. In: *International Journal of Epidemiology* 31.6 (Dec. 2002), pp. 1246–1252. ISSN: 0300-5771. DOI: 10.1093/ije/31.6.1246.
- [5] Peter Christen. “The Data Matching Process”. en. In: *Data Matching: Concepts and Techniques for Record Linkage, Entity Resolution, and Duplicate Detection*. Ed. by Peter Christen. Data-Centric Systems and Applications. Berlin, Heidelberg: Springer, 2012, pp. 23–35. ISBN: 978-3-642-31164-2. DOI: 10.1007/978-3-642-31164-2_2.
- [6] Peter Christen et al. “A critique and attack on “Blockchain-based privacy-preserving record linkage””. en. In: *Information Systems* 108 (Sept. 2022), p. 101930. ISSN: 0306-4379. DOI: 10.1016/j.is.2021.101930.
- [7] Peter Christen et al. “Efficient Cryptanalysis of Bloom Filters for Privacy-Preserving Record Linkage”. en. In: *Advances in Knowledge Discovery and Data Mining*. Ed. by Jinho Kim et al. Lecture Notes in Computer Science. Cham: Springer International Publishing, 2017, pp. 628–640. ISBN: 978-3-319-57454-7. DOI: 10.1007/978-3-319-57454-7_49.
- [8] P. Contiero et al. “The EpiLink Record Linkage Software”. en. In: *Methods of Information in Medicine* 44.1 (2005). Publisher: Schattauer GmbH, pp. 66–71. ISSN: 0026-1270, 2511-705X. DOI: 10.1055/s-0038-1633924.
- [9] Lindsey C. Crosswell and Janet M. Thornton. “ELIXIR: a distributed infrastructure for European biological data”. English. In: *Trends in Biotechnology* 30.5 (May 2012). Publisher: Elsevier, pp. 241–242. ISSN: 0167-7799, 1879-3096. DOI: 10.1016/j.tibtech.2012.02.002.
- [10] Elizabeth A. Durham et al. “Composite Bloom Filters for Secure Record Linkage”. In: *IEEE Transactions on Knowledge and Data Engineering* 26.12 (Dec. 2014). Conference Name: IEEE Transactions on Knowledge and Data Engineering, pp. 2956–2968. ISSN: 1558-2191. DOI: 10.1109/TKDE.2013.91.
- [11] Elizabeth Ashley Durham. “A framework for accurate, efficient private record linkage”. en. Accepted: 2020-08-22T00:02:52Z. Doctoral Thesis. Vanderbilt University, Apr. 2012.
- [12] Amadou Gaye et al. “DataSHIELD: taking the analysis to the data, not the data to the analysis”. In: *International Journal of Epidemiology* 43.6 (Dec. 2014), pp. 1929–1944. ISSN: 0300-5771. DOI: 10.1093/ije/dyu188.
- [13] Jeremy Goecks et al. “Galaxy: a comprehensive approach for supporting accessible, reproducible, and transparent computational research in the life sciences”. en. In: *Genome Biology* 11.8 (Aug. 2010), R86. ISSN: 1474-760X. DOI: 10.1186/gb-2010-11-8-r86.
- [14] Marius de Arruda Botelho Herr et al. *Bringing the Algorithms to the Data – Secure Distributed Medical Analytics using the Personal Health Train (PHT-meDIC)*. arXiv:2212.03481 [cs]. Dec. 2022. DOI: 10.48550/arXiv.2212.03481.
- [15] Mehmet Kuzu et al. “A Constraint Satisfaction Cryptanalysis of Bloom Filters in Private Record Linkage”. en. In: *Privacy Enhancing Technologies*. Ed. by Simone Fischer-Hübner and Nicholas Hopper. Lecture Notes in Computer Science. Berlin, Heidelberg: Springer, 2011, pp. 226–245. ISBN: 978-3-642-22263-4. DOI: 10.1007/978-3-642-22263-4_13.
- [16] Mehmet Kuzu et al. “A practical approach to achieve private medical record linkage in light of public resources”. In: *Journal of the American Medical Informatics Association* 20.2 (Mar. 2013), pp. 285–292. ISSN: 1067-5027. DOI: 10.1136/amiajn1-2012-000917.
- [17] Arturo Moncada-Torres et al. “VANTAGE6: an open source priVAcY preserviNg federaTed leArninG infrastrucTurE for Secure Insight eXchange”. In: *AMIA Annual Symposium Proceedings 2020* (Jan. 2021), pp. 870–877. ISSN: 1942-597X.
- [18] Yongli Mou et al. “Distributed Skin Lesion Analysis Across Decentralised Data Sources”. In: *Public Health and Informatics* (2021). Publisher: IOS Press, pp. 352–356. DOI: 10.3233/SHTI210179.
- [19] Long Nguyen et al. “Privacy-Preserving Record Linkage of Deidentified Records Within a Public Health Surveillance System: Evaluation Study”. EN. In: *Journal of Medical Internet Research* 22.6 (June 2020). Company: Journal of Medical Internet Research Distributor: Journal of Medical Internet Research Institution: Journal of Medical Internet Research Label: Journal of Medical Internet Research Publisher: JMIR Publications Inc., Toronto, Canada, e16757. DOI: 10.2196/16757.
- [20] Frank Niedermeyer et al. *Cryptanalysis of Basic Bloom Filters Used for Privacy Preserving Record Linkage*. en. Rochester, NY, June 2014. DOI: 10.2139/ssrn.3530867.
- [21] Thiago Nóbrega, Carlos Eduardo S. Pires, and Dimas Cassimiro Nascimento. “Blockchain-based Privacy-Preserving Record Linkage: enhancing data privacy in an untrusted environment”. en. In: *Information Systems* 102 (Dec. 2021), p. 101826. ISSN: 0306-4379. DOI: 10.1016/j.is.2021.101826.
- [22] Thiago Nóbrega, Carlos Eduardo S. Pires, and Dimas Cassimiro Nascimento. “Explanation and answers to critiques on: Blockchain-based Privacy-Preserving Record Linkage”. en. In: *Information Systems* 108 (Sept. 2022), p. 101935. ISSN: 0306-4379. DOI: 10.1016/j.is.2021.101935.

- [23] Thilina Ranbaduge and Rainer Schnell. “Securing Bloom Filters for Privacy-preserving Record Linkage”. In: *Proceedings of the 29th ACM International Conference on Information & Knowledge Management*. CIKM '20. New York, NY, USA: Association for Computing Machinery, Oct. 2020, pp. 2185–2188. ISBN: 978-1-4503-6859-9. DOI: 10.1145/3340531.3412105.
- [24] Sean M. Randall et al. “Privacy-preserving record linkage on large real world datasets”. en. In: *Journal of Biomedical Informatics*. Special Issue on Informatics Methods in Medical Privacy 50 (Aug. 2014), pp. 205–212. ISSN: 1532-0464. DOI: 10.1016/j.jbi.2013.12.003.
- [25] Rainer Schnell, Tobias Bachteler, and Jörg Reiher. *A Novel Error-Tolerant Anonymous Linking Code*. en. SSRN Scholarly Paper ID 3549247. Rochester, NY: Social Science Research Network, Nov. 2011. DOI: 10.2139/ssrn.3549247.
- [26] Rainer Schnell and Christian Borgs. “Randomized Response and Balanced Bloom Filters for Privacy Preserving Record Linkage”. In: *2016 IEEE 16th International Conference on Data Mining Workshops (ICDMW)*. ISSN: 2375-9259. Dec. 2016, pp. 218–224. DOI: 10.1109/ICDMW.2016.0038.
- [27] Sebastian Stammler et al. “Mainzelliste SecureEpiLinker (MainSEL): Privacy-Preserving Record Linkage using Secure Multi-Party Computation”. In: *Bioinformatics* (Sept. 2020), btaa764. ISSN: 1367-4803. DOI: 10.1093/bioinformatics/btaa764.
- [28] Khoi-Nguyen Tran, Dinusha Vatsalan, and Peter Christen. “GeCo: an online personal data generator and corruptor”. In: *Proceedings of the 22nd ACM international conference on Information & Knowledge Management*. CIKM '13. New York, NY, USA: Association for Computing Machinery, Oct. 2013, pp. 2473–2476. ISBN: 978-1-4503-2263-8. DOI: 10.1145/2505515.2508207.
- [29] Dinusha Vatsalan et al. “An Evaluation Framework for Privacy-Preserving Record Linkage”. en. In: *Journal of Privacy and Confidentiality* 6.1 (June 2014). Number: 1. ISSN: 2575-8527. DOI: 10.29012/jpc.v6i1.636.
- [30] Paul Voigt and Axel von dem Bussche. *The EU General Data Protection Regulation (GDPR)*. en. Cham: Springer International Publishing, 2017. ISBN: 978-3-319-57959-7. DOI: 10.1007/978-3-319-57959-7.
- [31] Sascha Welten et al. “A Privacy-Preserving Distributed Analytics Platform for Health Care Data”. en. In: *Methods of Information in Medicine* 61.S 01 (June 2022). Publisher: Georg Thieme Verlag KG, e1–e11. ISSN: 0026-1270, 2511-705X. DOI: 10.1055/s-0041-1740564.
- [32] Sascha Welten et al. “Multi-Institutional Breast Cancer Detection Using a Secure On-Boarding Service for Distributed Analytics”. en. In: *Applied Sciences* 12.9 (Jan. 2022). Number: 9 Publisher: Multidisciplinary Digital Publishing Institute, p. 4336. ISSN: 2076-3417. DOI: 10.3390/app12094336.
- [33] Sascha Welten et al. “Synthetic rainfall data generator development through decentralised model training”. en. In: *Journal of Hydrology* 612 (Sept. 2022), p. 128210. ISSN: 0022-1694. DOI: 10.1016/j.jhydro.2022.128210.
- [34] William E Winkler. *Using the EM algorithm for weight computation in the Fellegi-Sunter model of record linkage*. US Bureau of the Census Washington, DC, 2000, p. 12.
- [35] William E. Winkler. “Chapter 14 - Record Linkage”. en. In: *Handbook of Statistics*. Ed. by C. R. Rao. Vol. 29. Handbook of Statistics. Elsevier, Jan. 2009, pp. 351–380. DOI: 10.1016/S0169-7161(08)00014-X.
- [36] Kassaye Yitbarek Yigzaw, Antonis Michalas, and Johan Gustav Bellika. “Secure and scalable deduplication of horizontally partitioned health data for privacy-preserving distributed statistical computation”. en. In: *BMC Medical Informatics and Decision Making* 17.1 (Dec. 2017). Number: 1 Publisher: BioMed Central, pp. 1–19. ISSN: 1472-6947. DOI: 10.1186/s12911-016-0389-x.